



US00D661701S

(12) **United States Design Patent**
Brown et al.

(10) **Patent No.:** **US D661,701 S**

(45) **Date of Patent:** **** Jun. 12, 2012**

(54) **DISPLAY SCREEN WITH GRAPHICAL USER INTERFACE**

(75) Inventors: **R. Stephen Brown**, Kingston (CA); **Eric Marcotte**, Kingston (CA); **Doug Wilton**, Kingston (CA); **Peter Gallant**, Kingston (CA); **David Dolphin**, Inverary (CA); **Tom Radcliffe**, Kingston (CA); **Michael Miron**, Kingston (CA); **Lee Underwood**, High Wycombe (GB); **Les Stokes**, London (GB); **Peter Holdcroft**, Berkhamsted (GB); **Simon Wilkinson**, Berkhamsted (GB)

(73) Assignee: **Pathogen Detection Systems, Inc.** (CA)

(**) Term: **14 Years**

(21) Appl. No.: **29/364,170**

(22) Filed: **Jun. 18, 2010**

(51) **LOC (9) Cl.** **14-04**

(52) **U.S. Cl.** **D14/486**

(58) **Field of Classification Search** D14/485-495; 715/700, 703, 715, 716, 717, 718, 719, 727, 715/728, 730, 732, 739, 740, 752, 758, 762, 715/763, 771, 772, 773, 779, 780, 804, 808, 715/809, 810, 822, 823, 825, 828, 832, 833, 715/834, 835, 837, 838, 839, 841, 842, 843, 715/845, 846, 847, 848, 851, 860, 861, 864, 715/840, 961, 962, 963, 965, 966, 967, 968, 715/975; 379/106.02

See application file for complete search history.

(56) **References Cited**

U.S. PATENT DOCUMENTS

D400,195 S *	10/1998	Utesch	D14/486
D507,577 S *	7/2005	Totten et al.	D14/486
D524,820 S *	7/2006	Baker	D14/486
D540,337 S *	4/2007	Parta	D14/486
D611,054 S *	3/2010	Lin et al.	D14/486
D617,337 S *	6/2010	Beavers et al.	D14/486
D630,645 S *	1/2011	Tokunaga et al.	D14/486
D636,784 S *	4/2011	Loken et al.	D14/486
D638,028 S *	5/2011	Cook et al.	D14/488
D640,275 S *	6/2011	Davis et al.	D14/487
D640,281 S *	6/2011	Davis et al.	D14/487
2009/0089675 A1 *	4/2009	Han	715/716
2011/0066979 A1 *	3/2011	Matsui	715/823

* cited by examiner

Primary Examiner — Angela J Lee

(74) *Attorney, Agent, or Firm* — Brown Rudnick LLP; Thomas C. Meyers


(57) **CLAIM**

The ornamental design for a display screen with graphical user interface thereof, as shown and described.

DESCRIPTION

FIG. 1 is a front view of a new design of a display screen with graphical user interface according to a first embodiment; and, FIG. 2 is a front view of a new design of a display screen with graphical user interface according to a second embodiment. The broken lines shown of the display screen and the broken lines shown of certain words, numbers, and portions in the drawings are for illustrative purposes only and form no part of the claimed design.

1 Claim, 2 Drawing Sheets



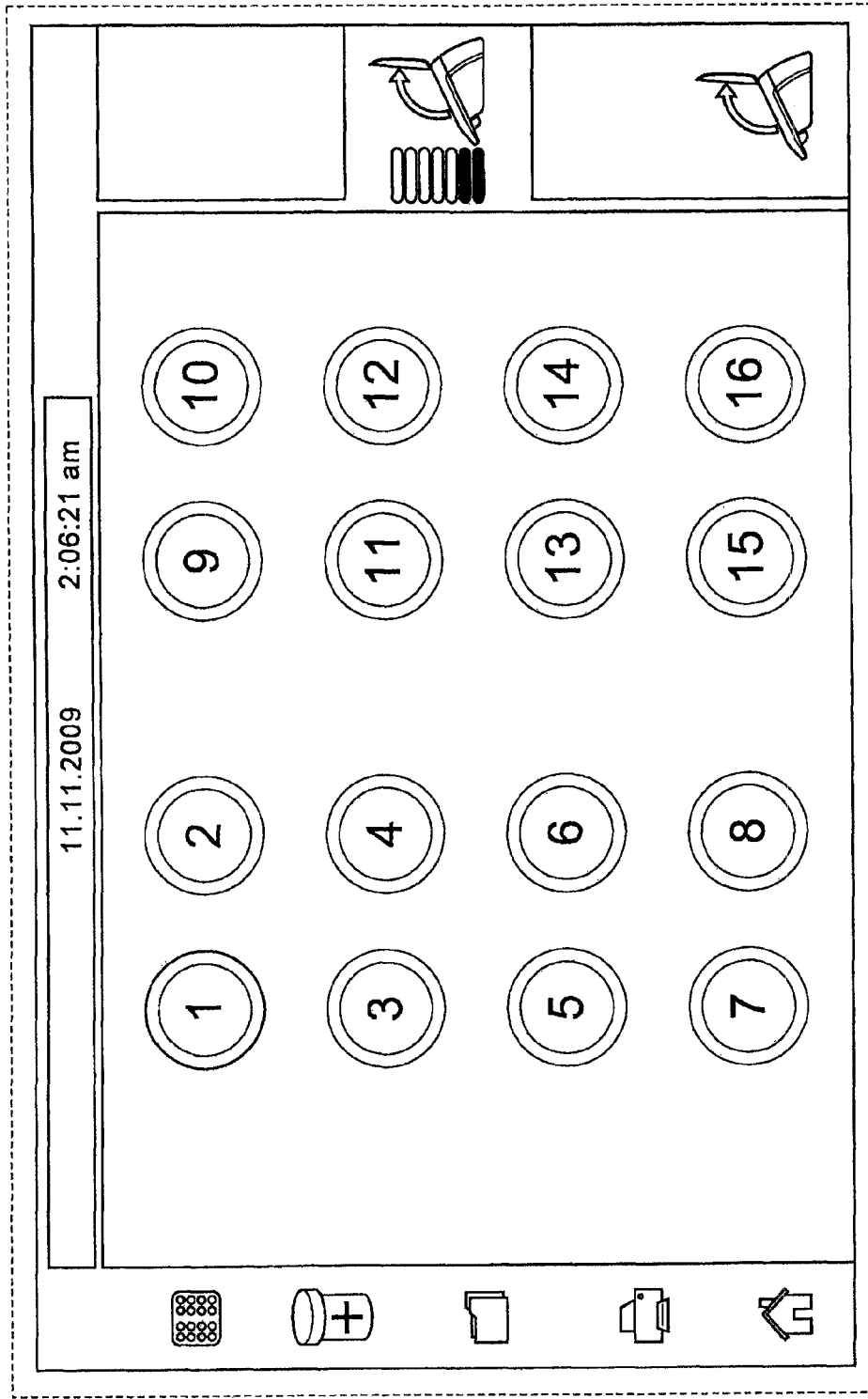


FIG. 1

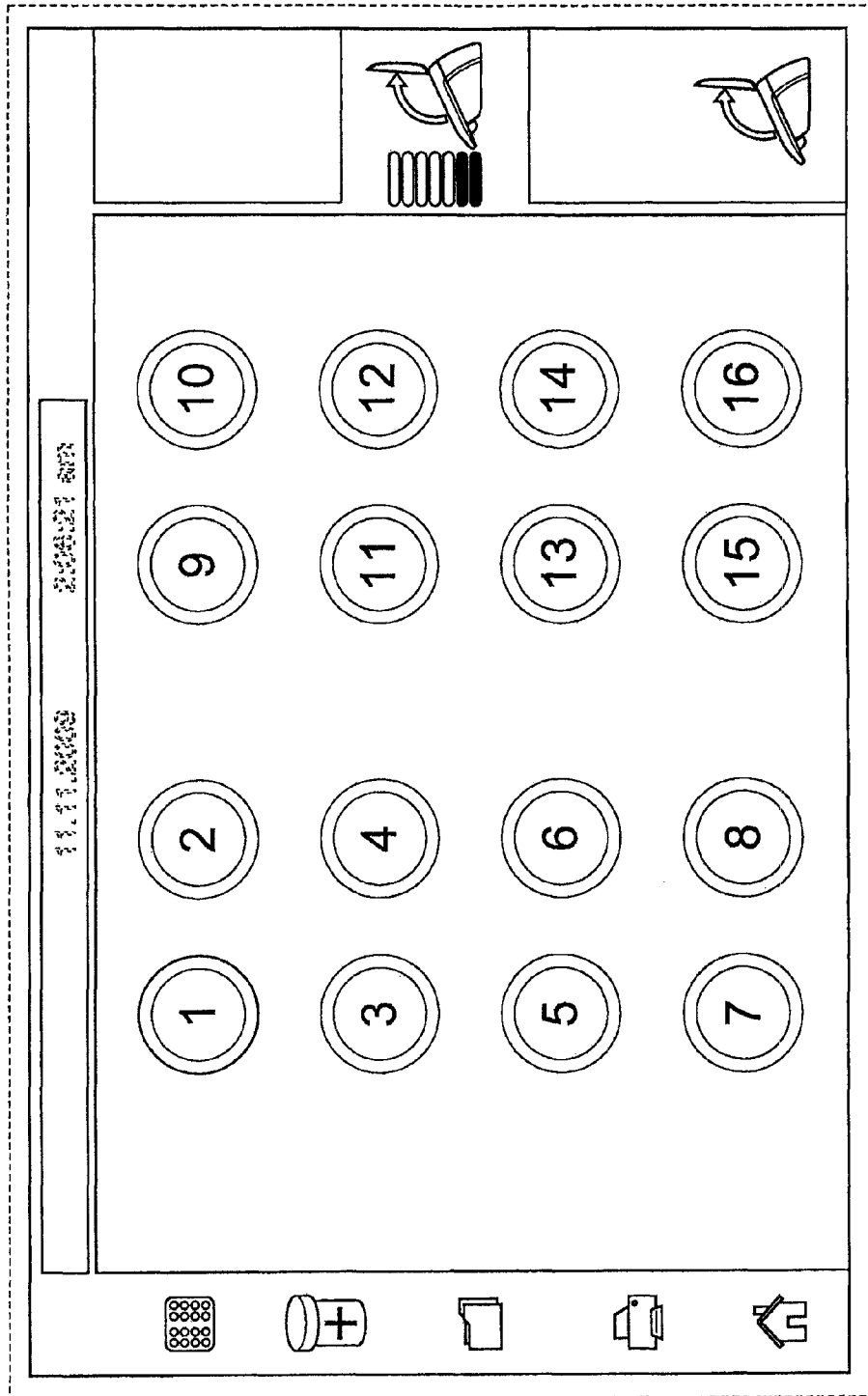


FIG. 2