



US00D535317S

(12) **United States Design Patent**
Wolfe

(10) **Patent No.:** **US D535,317 S**

(45) **Date of Patent:** **** Jan. 16, 2007**

(54) **SAFETY GLASSES**

(75) Inventor: **Winston Wolfe**, Memphis, TN (US)

(73) Assignee: **Olympic Optical Company, LLC**,
Memphis, TN (US)

(**) Term: **14 Years**

(21) Appl. No.: **29/232,301**

(22) Filed: **Jun. 17, 2005**

(51) **LOC (8) Cl.** **16-06**

(52) **U.S. Cl.** **D16/326**

(58) **Field of Classification Search** D16/300-330,
D16/101, 332-338; D29/109-110; D24/110.2;
351/41, 44, 51-52, 62, 158, 92, 103-111,
351/130, 61, 114-119, 121-123; 2/426-432,
2/447-449, 441, 436, 434-437

See application file for complete search history.

(56) **References Cited**

U.S. PATENT DOCUMENTS

- D428,911 S * 8/2000 Bolle D16/326
- D428,912 S * 8/2000 Bolle D16/326
- D497,628 S * 10/2004 Sheldon D16/320

- D497,934 S * 11/2004 Sheldon D16/335
- D507,011 S * 7/2005 Sheldon D16/306
- D524,845 S * 7/2006 Hsu D16/326

* cited by examiner

Primary Examiner—Raphael Barkai

(74) *Attorney, Agent, or Firm*—Rothwell, Figg, Ernst, &
Manbeck, PC

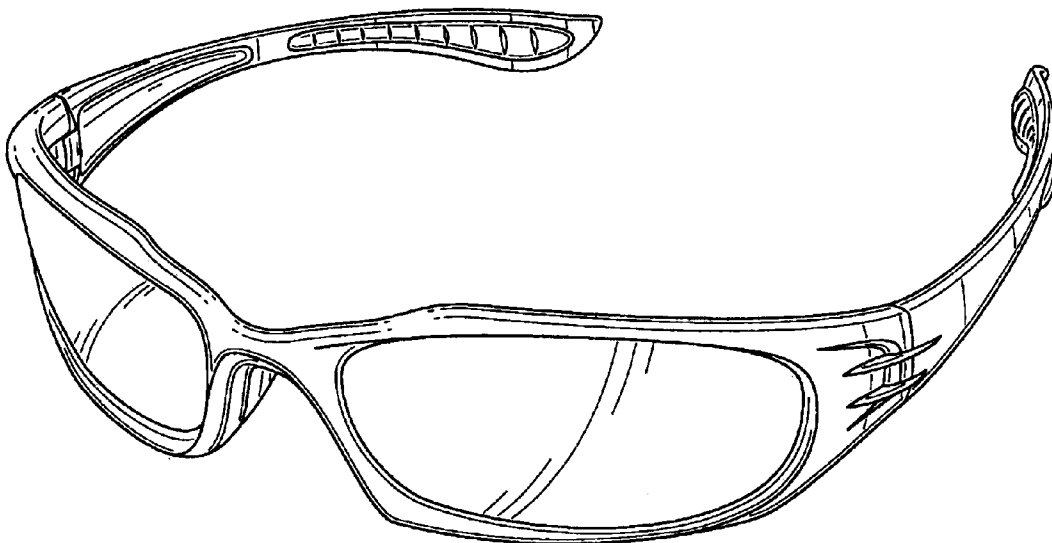
(57) **CLAIM**

The ornamental design for safety glasses, as shown and described.

DESCRIPTION

FIG. 1 shows a perspective view of the new safety glasses design of this invention;
 FIG. 2 shows the front elevation view thereof;
 FIG. 3 shows the rear elevation view thereof;
 FIG. 4 shows a side elevation view thereof from the one side;
 FIG. 5 shows a side elevation view thereof from the opposite side;
 FIG. 6 shows a top elevation view thereof; and,
 FIG. 7 shows a bottom elevation view thereof.

1 Claim, 5 Drawing Sheets



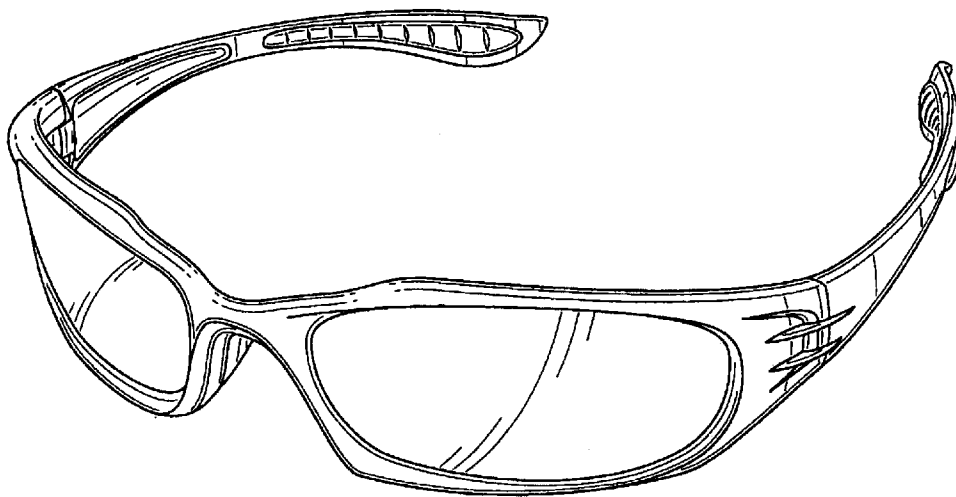


FIG. 1

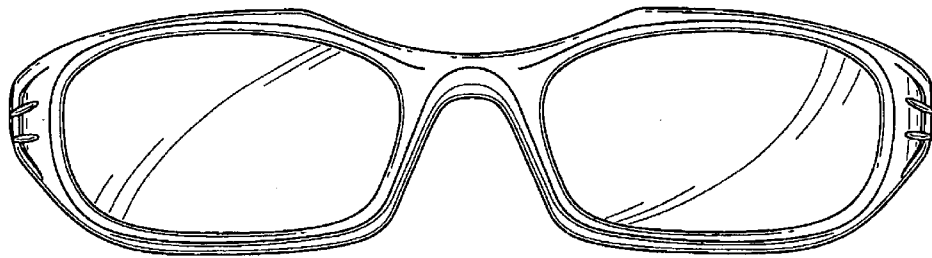


FIG. 2

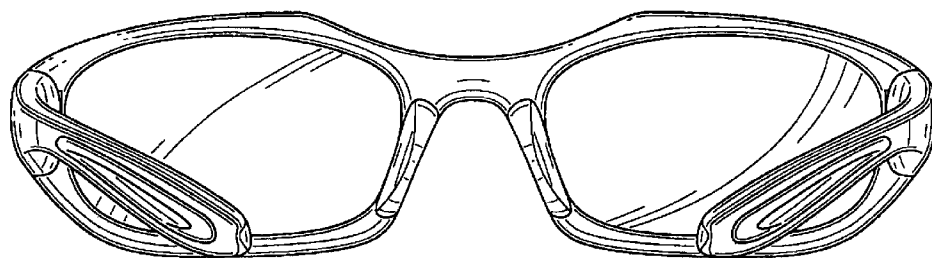


FIG. 3

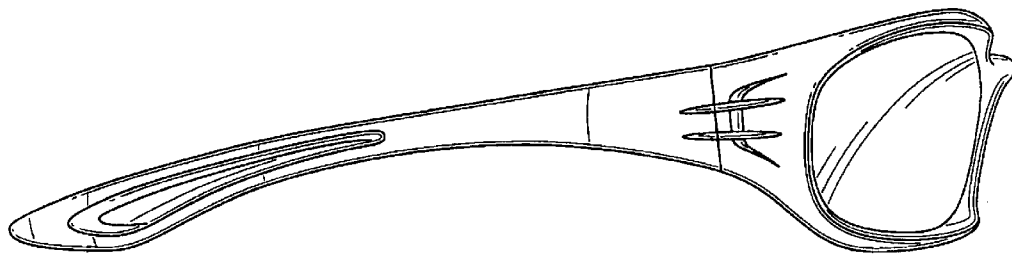


FIG. 4

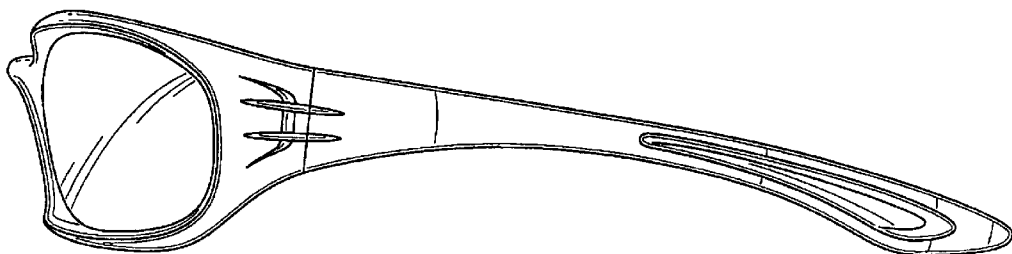


FIG. 5

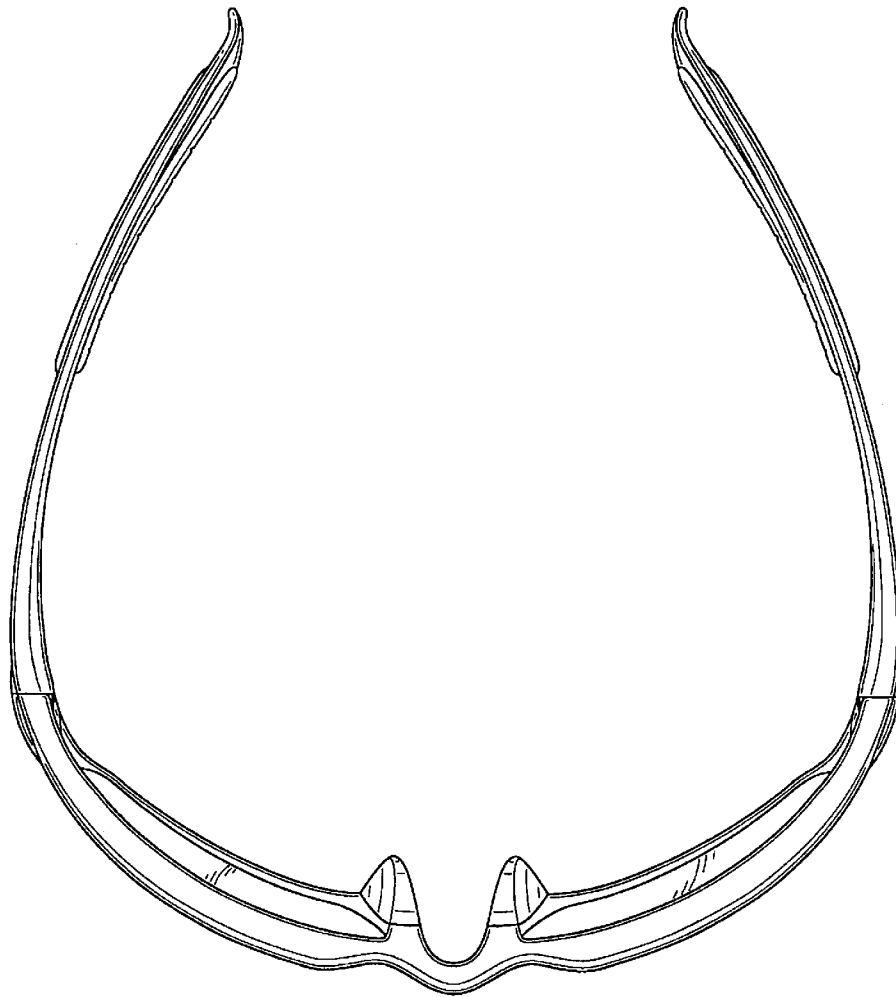


FIG. 6

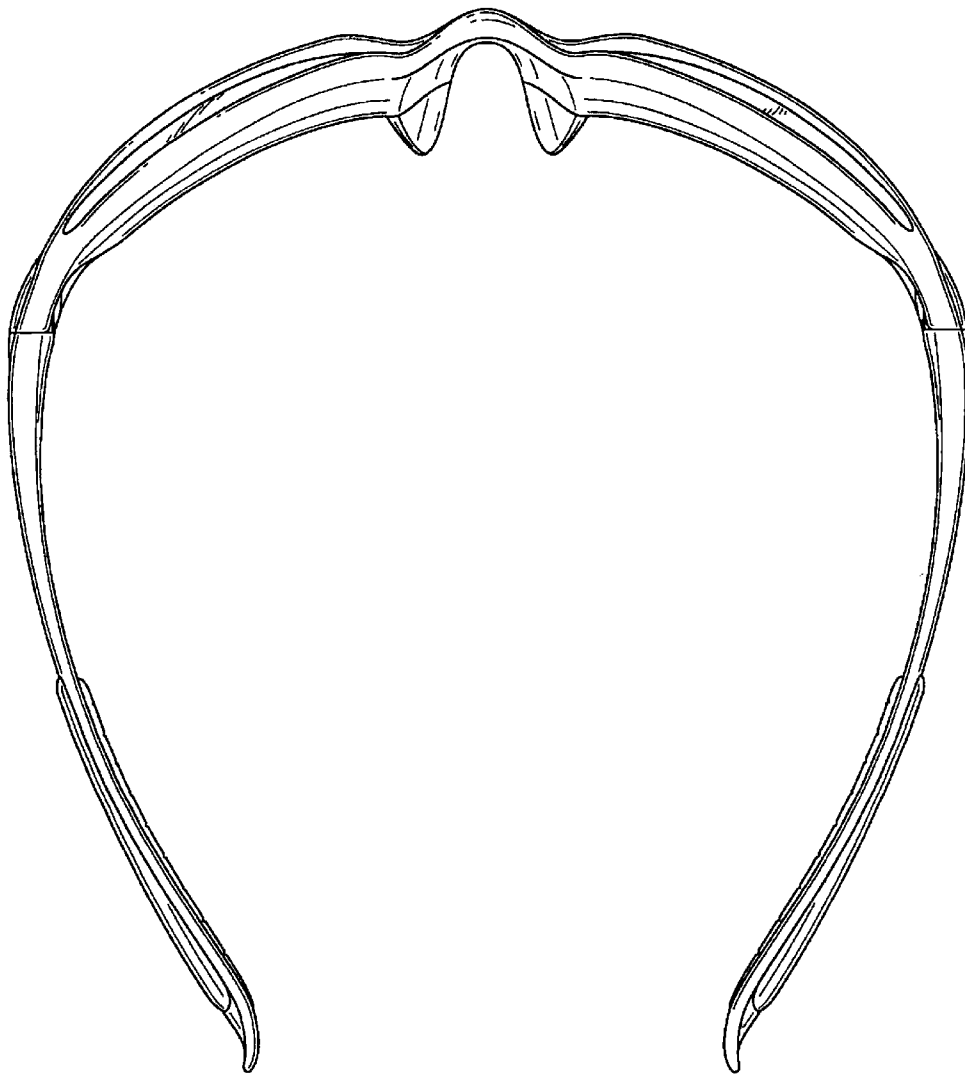


FIG. 7