



US00D852202S

(12) **United States Design Patent** (10) **Patent No.:** **US D852,202 S**
Ferren et al. (45) **Date of Patent:** **** Jun. 25, 2019**

(54) **CASE FOR LAPTOP-SHAPED PORTABLE ELECTRONIC COMPUTING DEVICE**

(71) Applicant: **Pioneer Square Brands, Inc.**, Seattle, WA (US)

(72) Inventors: **Michael Cooper Ferren**, Camas, WA (US); **Michael Heecheol Kim**, Seattle, WA (US); **Jaimie Emerald Chan**, Renton, WA (US)

(73) Assignee: **PIONEER SQUARE BRANDS, INC.**, McLean, VA (US)

(**) Term: **15 Years**

(21) Appl. No.: **29/677,856**

(22) Filed: **Jan. 24, 2019**

(51) **LOC (11) Cl.** **14-02**

(52) **U.S. Cl.** **D14/440**
USPC

(58) **Field of Classification Search**
USPC D14/440, 447, 250; 206/45.23, 320, 206/45.2; 361/679.55; 294/25; 224/218
CPC ... G06F 1/1628; G06F 1/1626; A47B 23/044; H04B 1/3888
See application file for complete search history.

(56) **References Cited**

U.S. PATENT DOCUMENTS

D278,860 S *	5/1985	Katz	D3/289
D346,901 S	5/1994	Dulka et al.		
D358,935 S *	6/1995	Chang	D3/276
D360,075 S	7/1995	Cross et al.		
D402,810 S	12/1998	Alves		
D434,901 S	12/2000	Eskandry		
D447,342 S	9/2001	Guy et al.		
D447,631 S	9/2001	Hillman		
D451,672 S	12/2001	Rasmussen		

D452,612 S *	1/2002	Alexandroff	D3/263
D479,652 S	9/2003	Hassett		
D498,924 S	11/2004	Karl		
D500,204 S	12/2004	Hillman		
D500,597 S	1/2005	Hillman		
D506,609 S	6/2005	Hillman		
D517,545 S *	3/2006	Buckel	D14/345
D529,717 S	10/2006	Branchy		
D535,101 S *	1/2007	Suppangig	D3/289
D552,348 S *	10/2007	Martin	D3/265
D574,615 S *	8/2008	Picot	D3/289
7,500,561 B2 *	3/2009	Matias	A45C 13/02 206/320
D591,508 S	5/2009	Lown et al.		
D592,400 S	5/2009	Nelson		
D623,857 S *	9/2010	Austin	D3/289
D634,929 S	3/2011	Bizzell		
D655,084 S	3/2012	Shor et al.		
D658,877 S	5/2012	Janus		
D663,944 S *	7/2012	Bouskill	D3/203.1
D665,579 S	8/2012	Fair et al.		

(Continued)

Primary Examiner — Cynthia R Underwood
(74) *Attorney, Agent, or Firm* — Grandview Law

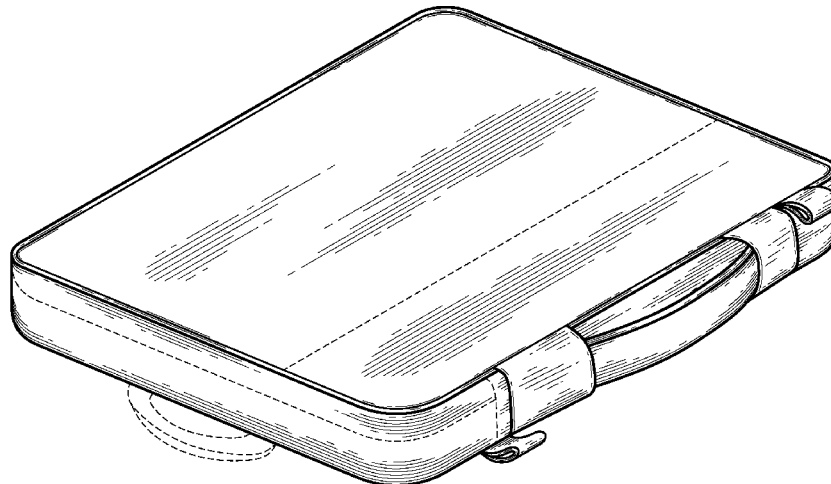
(57) **CLAIM**

The ornamental design for a case for laptop-shaped portable electronic computing device, as shown and described.

DESCRIPTION

FIG. 1 is a front perspective view of a case for laptop-shaped portable electronic computing device.
FIG. 2 is a front elevational view thereof.
FIG. 3 is a rear plan elevational thereof.
FIG. 4 is a top elevational view thereof.
FIG. 5 is a bottom elevational view thereof.
FIG. 6 is a left elevational view thereof; and,
FIG. 7 is a right elevational view thereof.
The features shown in broken lines in the drawing figures depict features that form no part of the claimed design.

1 Claim, 3 Drawing Sheets



(56)

References Cited

U.S. PATENT DOCUMENTS

D666,815 S * 9/2012 Janus D3/274
D672,958 S 12/2012 Denzinger
D677,891 S * 3/2013 Janus D3/289
D679,278 S 4/2013 Cho et al.
D685,185 S * 7/2013 Bulzis D3/266
D694,246 S * 11/2013 Park D14/440
D696,865 S 1/2014 Morszeck
D730,647 S * 6/2015 Thompson D3/284
D731,184 S * 6/2015 Saydar D3/294
9,056,696 B1 * 6/2015 Reyes A45C 11/00
D742,385 S * 11/2015 Chaney D14/440
D750,086 S * 2/2016 Langhein H04M 1/04
D14/440
D752,052 S * 3/2016 Park D14/440
D754,666 S 4/2016 Tiffen et al.
D762,060 S * 7/2016 Adio D3/243
D776,120 S 1/2017 Brown et al.
D784,348 S 4/2017 Zhang
D801,045 S * 10/2017 Claxton D3/265
D805,081 S * 12/2017 Mittelstadt D14/440
10,162,389 B2 * 12/2018 Tazbaz G06F 1/1681
D837,794 S 1/2019 Chan et al.
2004/0134813 A1 * 7/2004 Domotor A45C 3/02
206/320
2012/0240521 A1 * 9/2012 Johnson A45C 13/02
53/396

* cited by examiner

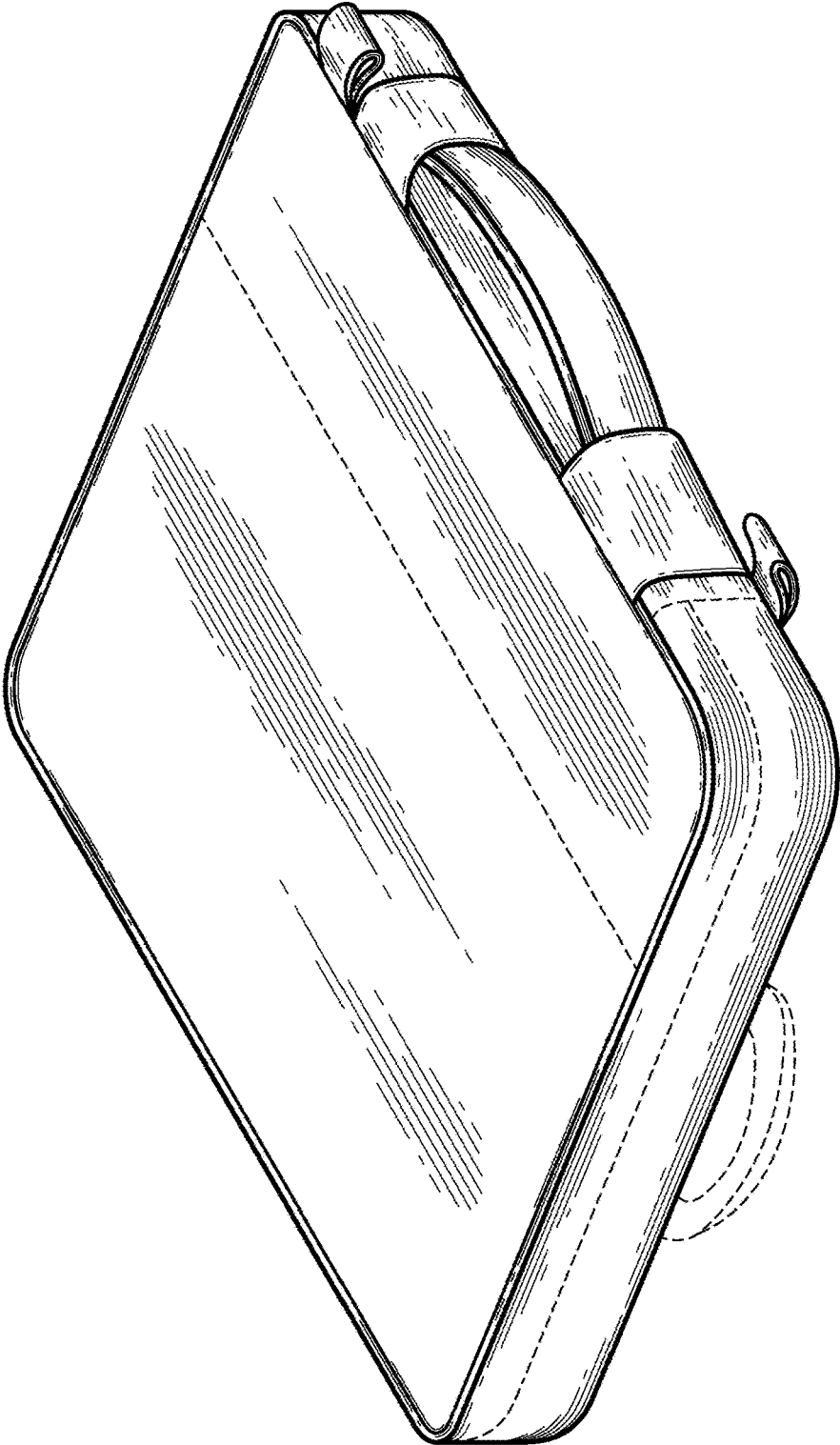


Fig. 1

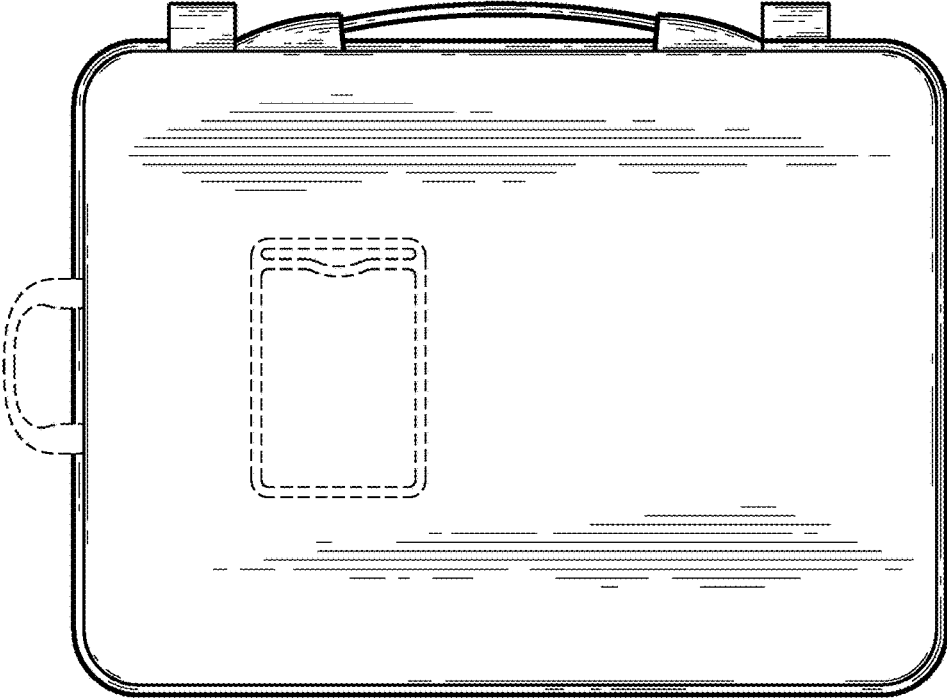


Fig. 3

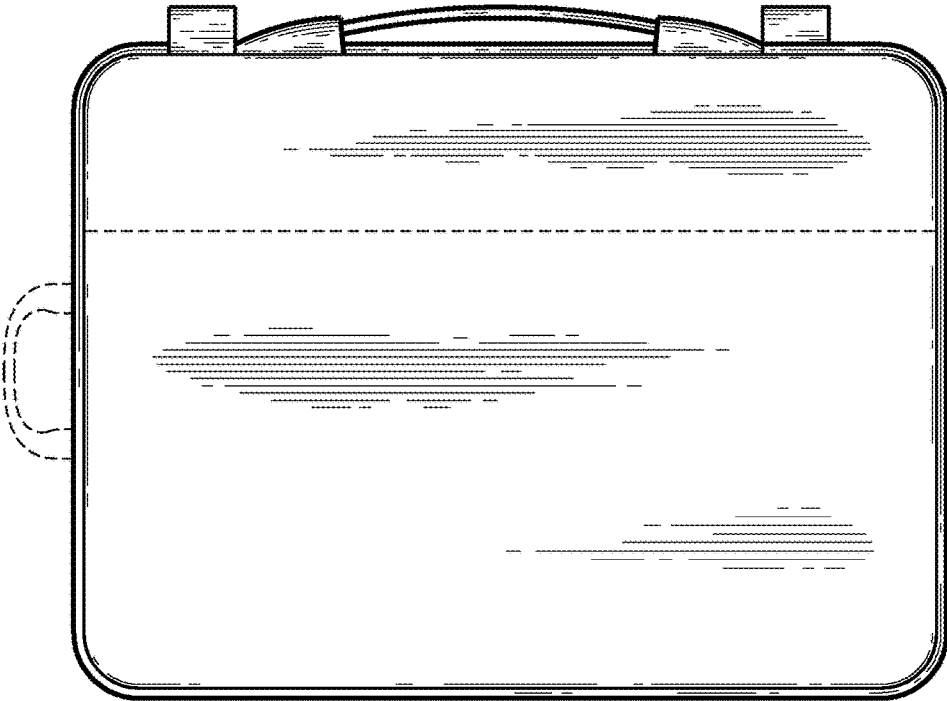


Fig. 2

Fig. 4

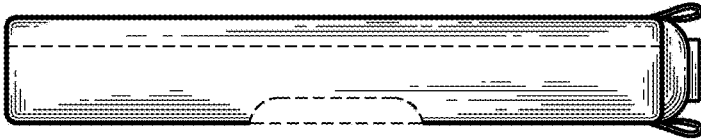


Fig. 5

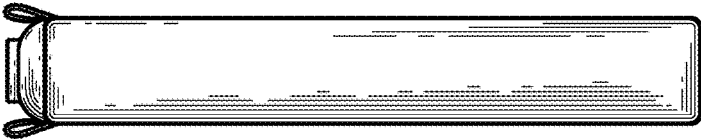


Fig. 6




Fig. 7

