



US00D931838S

(12) **United States Design Patent**
Deng

(10) **Patent No.:** **US D931,838 S**

(45) **Date of Patent:** **** Sep. 28, 2021**

(54) **EARPHONES WITH CHARGING CASE**

FOREIGN PATENT DOCUMENTS

(71) Applicant: **Xiuhong Deng**, Ferndale, WA (US)

CN 306065356 * 9/2020
CN 306100757 * 10/2020

(72) Inventor: **Xiuhong Deng**, Ferndale, WA (US)

(Continued)

(**) Term: **15 Years**

Primary Examiner — Paula Allen Greene

(21) Appl. No.: **29/756,194**

(57) **CLAIM**

The ornamental design for earphones with charging case, as shown and described.

(22) Filed: **Oct. 27, 2020**

DESCRIPTION

(51) **LOC (13) Cl.** **14-01**

(52) **U.S. Cl.**

USPC **D14/223**

(58) **Field of Classification Search**

USPC D14/223, 224, 205; D13/108; D3/201,
D3/205, 294; D9/424, 423, 425, 748,
D9/529, 521, 734; D28/66, 76; 132/301,
132/295; 206/784, 242; 220/4.22, 4.23;
D24/174; 128/864, 865, 866; 381/380,
381/381, 323, 328; 455/90.3, 575.1,
455/569.1

CPC H04R 1/10; H04R 25/00; H04R 25/02;
H04R 1/1066; H04R 1/1016; H04R
5/033; H04R 5/0335; B65D 43/16; H02J
7/0044; H02J 7/0045; H02J 7/0042

See application file for complete search history.

FIG. 1 is a perspective view of earphones of earphones with charging case, shown separately for ease of illustration; FIG. 2 is another perspective view thereof; FIG. 3 is a front elevational view thereof; FIG. 4 is a rear elevational view thereof; FIG. 5 is a left side elevational view thereof; FIG. 6 is a right side elevational view thereof; FIG. 7 is a top plan view thereof; FIG. 8 is a bottom plan view thereof; FIG. 9 is a perspective view of the charging case of the earphones with charging case, shown separately for ease of illustration and in an open configuration; FIG. 10 is another perspective view thereof; FIG. 11 is a front elevational view thereof; FIG. 12 is a rear elevational view thereof; FIG. 13 is a left side elevational view thereof; FIG. 14 is a right side elevational view thereof; FIG. 15 is a top plan view thereof; FIG. 16 is a bottom plan view thereof; FIG. 17 is a perspective view of the earphones with charging case where the earphones are received in the charging case; and, FIG. 18 is a perspective view of the charging case of the earphones with charging case, shown separately for ease of illustration and in a closed configuration.

The broken lines in the drawings depict portions of the earphones with charging case that form no part of the claimed design.

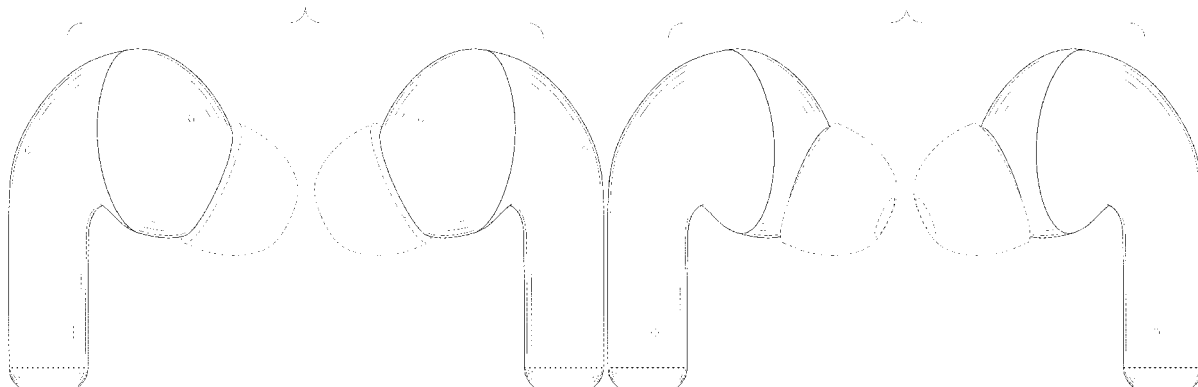
(56) **References Cited**

U.S. PATENT DOCUMENTS

6,574,345 B1 * 6/2003 Huang H04R 1/1016
379/430
D589,498 S * 3/2009 Komiyama D14/223
D590,371 S * 4/2009 Leinvuo D14/205
D633,086 S * 2/2011 Chen D14/223
D641,738 S * 7/2011 Perez D14/223
D651,196 S * 12/2011 Quek D14/223

(Continued)

1 Claim, 18 Drawing Sheets



(56)

References Cited

U.S. PATENT DOCUMENTS

D652,823	S *	1/2012	Chen	H04R 1/1016				
						D14/223			
D660,290	S *	5/2012	Weedon		D14/223			
D662,493	S *	6/2012	Chen		D14/223			
D662,495	S *	6/2012	Andre		D14/223			
D664,523	S *	7/2012	Naitou		D14/223			
D666,581	S *	9/2012	Perez		D14/223			
D671,531	S *	11/2012	Kim		D14/223			
8,391,533	B2 *	3/2013	Sim	H04R 1/1041				
						381/380			
D681,015	S *	4/2013	Akana	H04R 1/10				
						D14/223			
D695,721	S *	12/2013	Thompson		D14/223			
D707,206	S *	6/2014	Akana	H04R 1/10				
						D14/223			
D711,857	S *	8/2014	Burgett		D14/223			
D718,284	S *	11/2014	Shibusawa		D14/223			
D730,876	S *	6/2015	Dahlberg		D14/223			
D732,008	S *	6/2015	Akana	H04R 1/10				
						D14/223			
D733,101	S *	6/2015	Pi		D14/223			
D733,689	S *	7/2015	Narita		D14/223			
D738,864	S *	9/2015	Lee		D14/223			
D741,287	S *	10/2015	Harata		D14/205			
D757,682	S *	5/2016	Perez		D14/205			
D760,202	S *	6/2016	Hsieh		D14/223			
D770,412	S *	11/2016	Son		D14/205			
D784,962	S *	4/2017	Yang		D14/223			
D801,314	S *	10/2017	Akana		D14/223			
D801,962	S *	11/2017	Smith		D14/307			
D806,388	S *	1/2018	Akana		D3/294			
D810,431	S *	2/2018	Kim		D3/266			
D818,268	S *	5/2018	Akana		D3/294			
D820,809	S *	6/2018	Akana		D14/205			
D822,009	S *	7/2018	Matoba		D14/223			
D823,246	S *	7/2018	Lin		D13/108			
D830,336	S *	10/2018	Cai		D14/205			
D832,824	S *	11/2018	Kim		D14/223			
D838,480	S *	1/2019	Son		D3/294			
D841,581	S *	2/2019	Bonahoom		D13/108			
D846,264	S *	4/2019	Wu		D3/201			
D847,125	S *	4/2019	Akana		D14/223			
D849,401	S *	5/2019	Akana		D3/274			
D853,116	S *	7/2019	Bergman		D3/294			
D853,357	S *	7/2019	Li		D14/217			
D861,647	S *	10/2019	Chen		D14/223			
D863,261	S *	10/2019	Zhu		D14/223			
D864,110	S *	10/2019	Yoshimura		D13/108			
D865,720	S *	11/2019	Deng		D14/223			
D869,445	S *	12/2019	Hu		D14/223			
D870,451	S *	12/2019	Birger		D3/201			
D877,722	S *	3/2020	Yang		D14/223			
D878,045	S *	3/2020	Akana		D3/274			
D878,048	S *	3/2020	Wang		D3/294			
D878,337	S *	3/2020	Yang		D14/223			
D881,572	S *	4/2020	Wang		D3/294			
D882,553	S *	4/2020	Wu		D14/223			
D883,260	S *	5/2020	Hu		D14/223			
D885,373	S *	5/2020	Lundback		D14/223			
D886,455	S *	6/2020	Williamson		D3/294			
D888,408	S *	6/2020	Lee		D3/201			
D890,725	S *	7/2020	Liu					
D893,184	S *	8/2020	Liu		D3/294			
D896,206	S *	9/2020	Xu		D14/223			
D897,678	S *	10/2020	Koh		D3/294			
D897,997	S *	10/2020	Zhang		D14/223			
D897,998	S *	10/2020	Ma		D14/223			
D902,588	S *	11/2020	Zhang		D3/294			
D904,023	S *	12/2020	Wang		D3/294			
D904,025	S *	12/2020	Ma		D3/295			
D906,238	S *	12/2020	Zhang		D13/108			
D906,299	S *	12/2020	Luo					
D907,009	S *	1/2021	Akana		D14/223			
D907,606	S *	1/2021	Lin		D14/223			
D910,553	S *	2/2021	Cramer		D13/108			
D910,601	S *	2/2021	Hu		D14/223			
D911,027	S *	2/2021	Liang		D3/274			
D913,223	S *	3/2021	Li		D13/108			
D916,683	S *	4/2021	Yao		D14/223			
D918,138	S *	5/2021	Ma		D13/108			
D921,615	S *	6/2021	Wu		D14/223			
D922,996	S *	6/2021	Chen		D14/315			
D923,609	S *	6/2021	Li		D14/223			
2011/0051978	A1 *	3/2011	Chen	H04R 1/12				
						381/380			
2012/0237074	A1 *	9/2012	Aase	H04R 1/1075				
						381/380			
2016/0360350	A1 *	12/2016	Watson	H04W 4/70				
2020/0107098	A1 *	4/2020	DiFonzo	H01F 41/0246				
2020/0275182	A1 *	8/2020	Ettensberger	H04R 1/1016				
2020/0304896	A1 *	9/2020	Cohen	H04R 1/1016				
2021/0014603	A1 *	1/2021	Wei	G01V 3/088				

FOREIGN PATENT DOCUMENTS

CN	306149392	*	11/2020
GB	9008212005-0001	*	10/2020
IN	327216-001-0001	*	2/2020

* cited by examiner

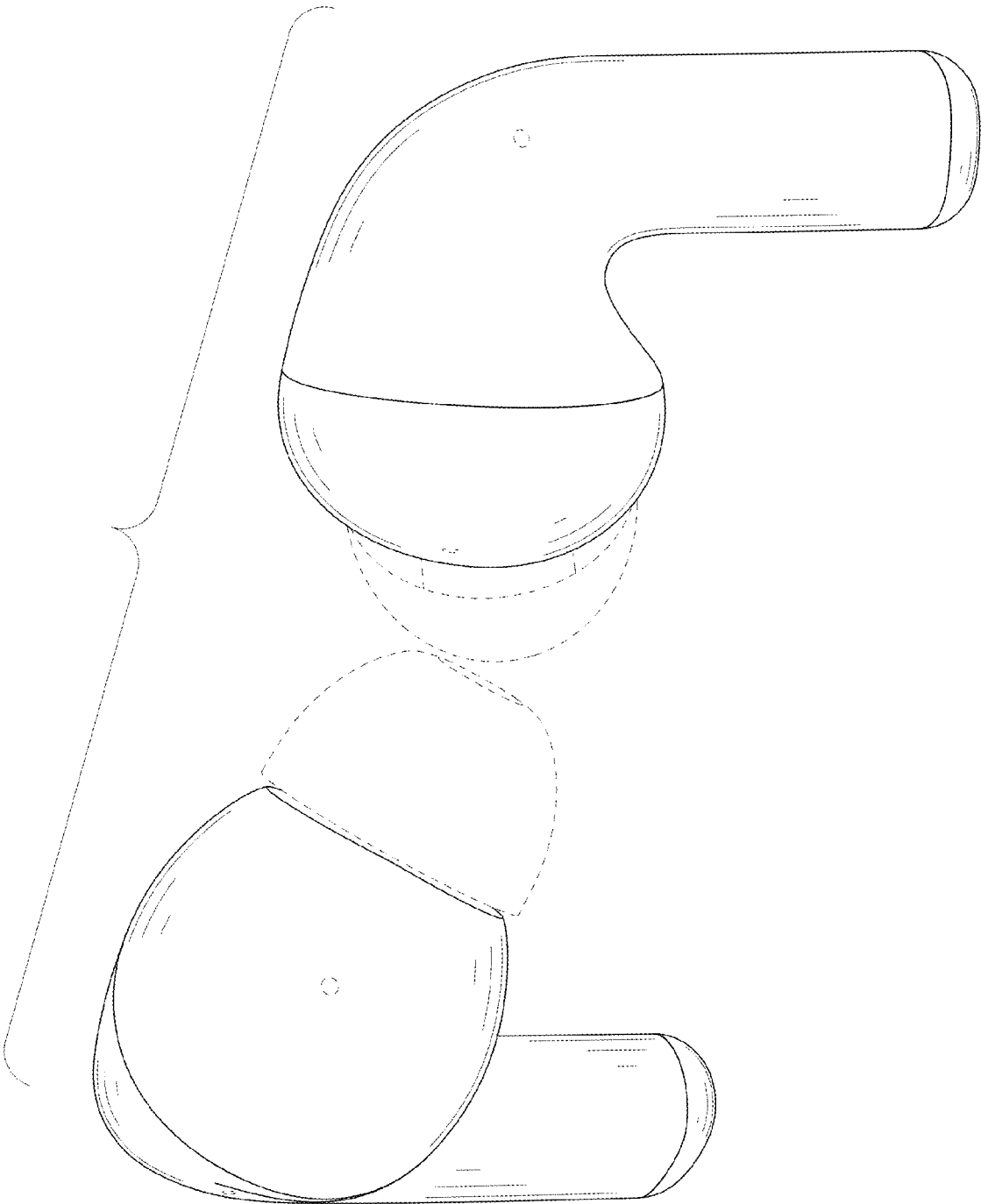


FIG. 1

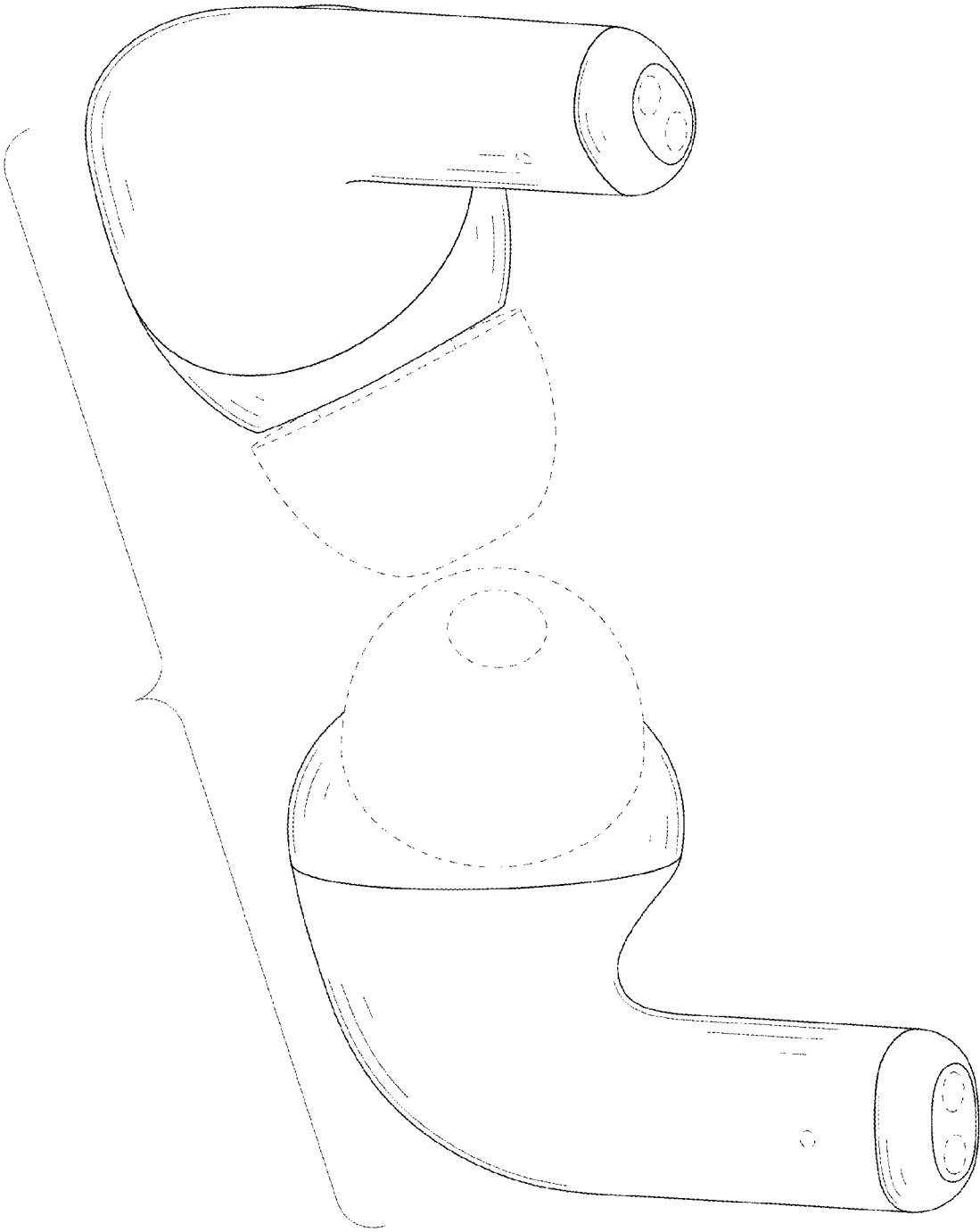


FIG. 2

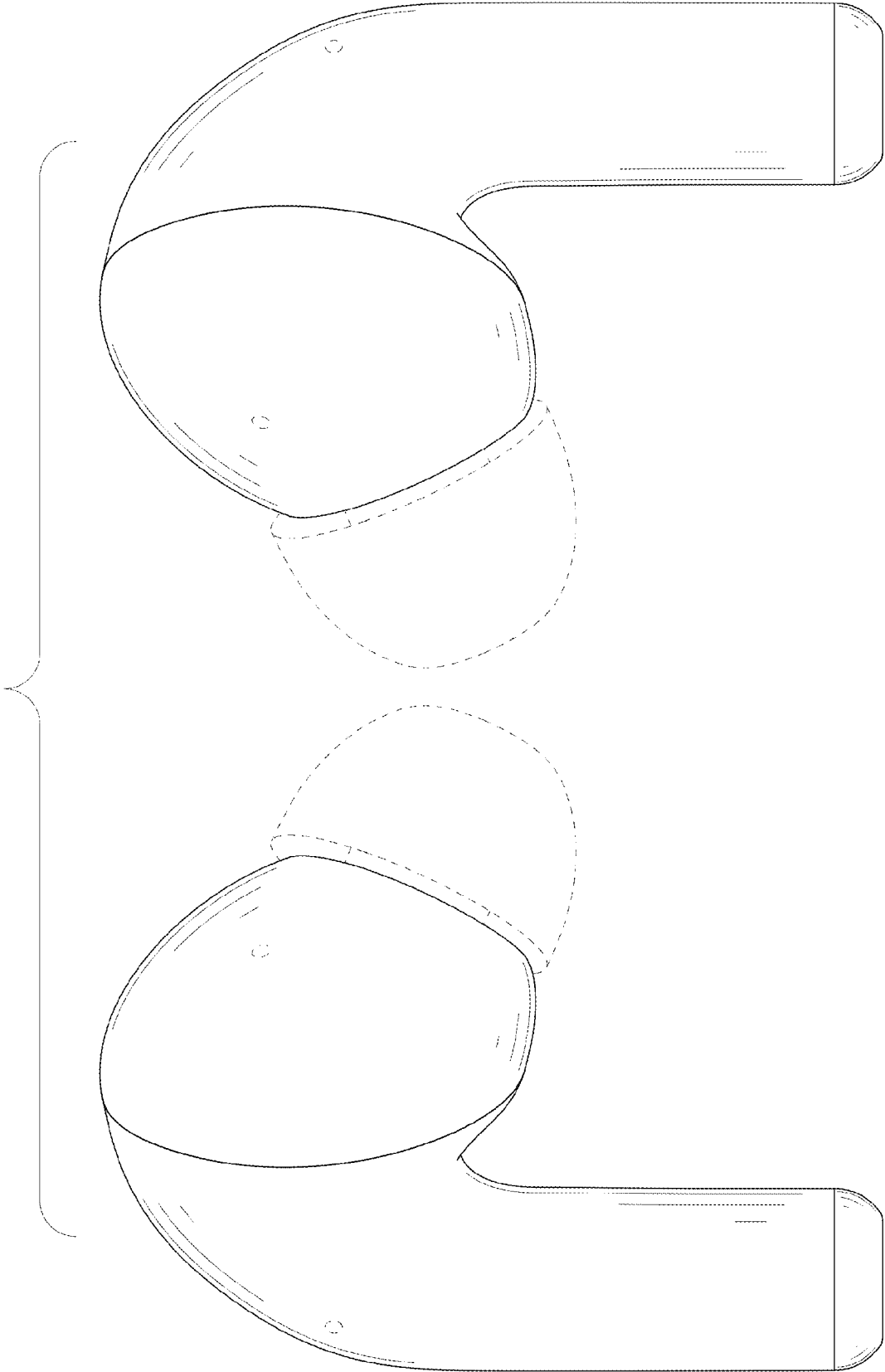


FIG. 3




FIG. 4

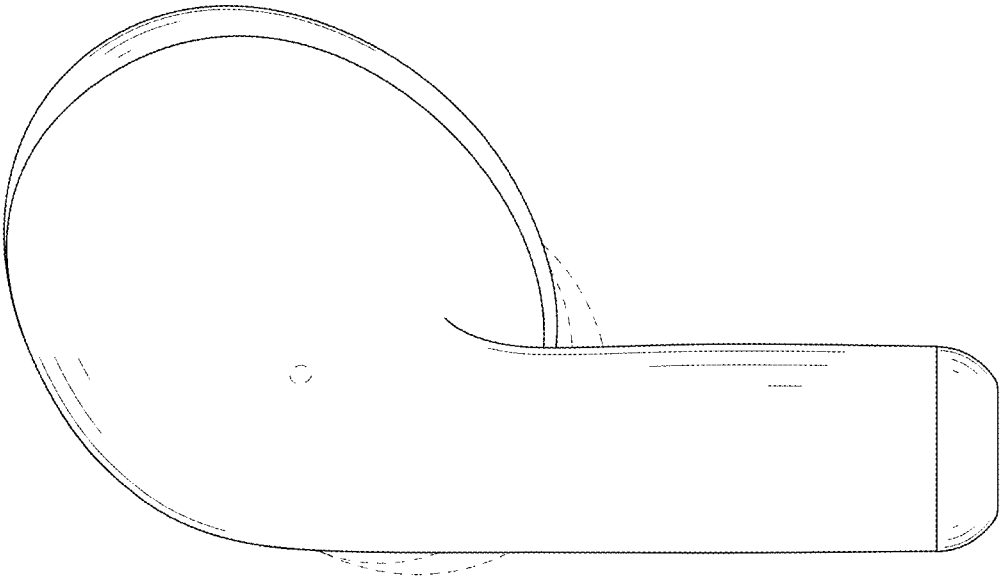


FIG. 5

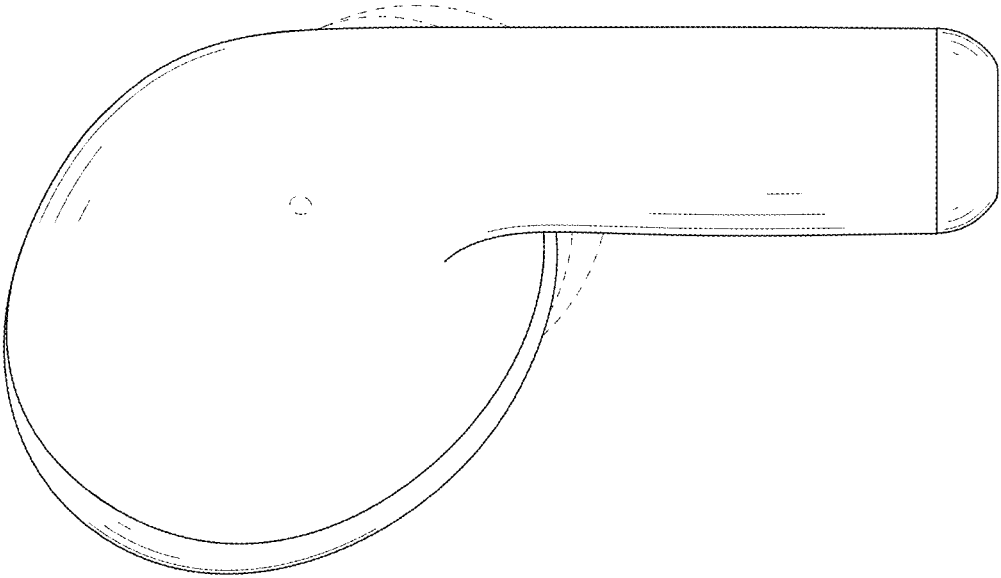


FIG. 6

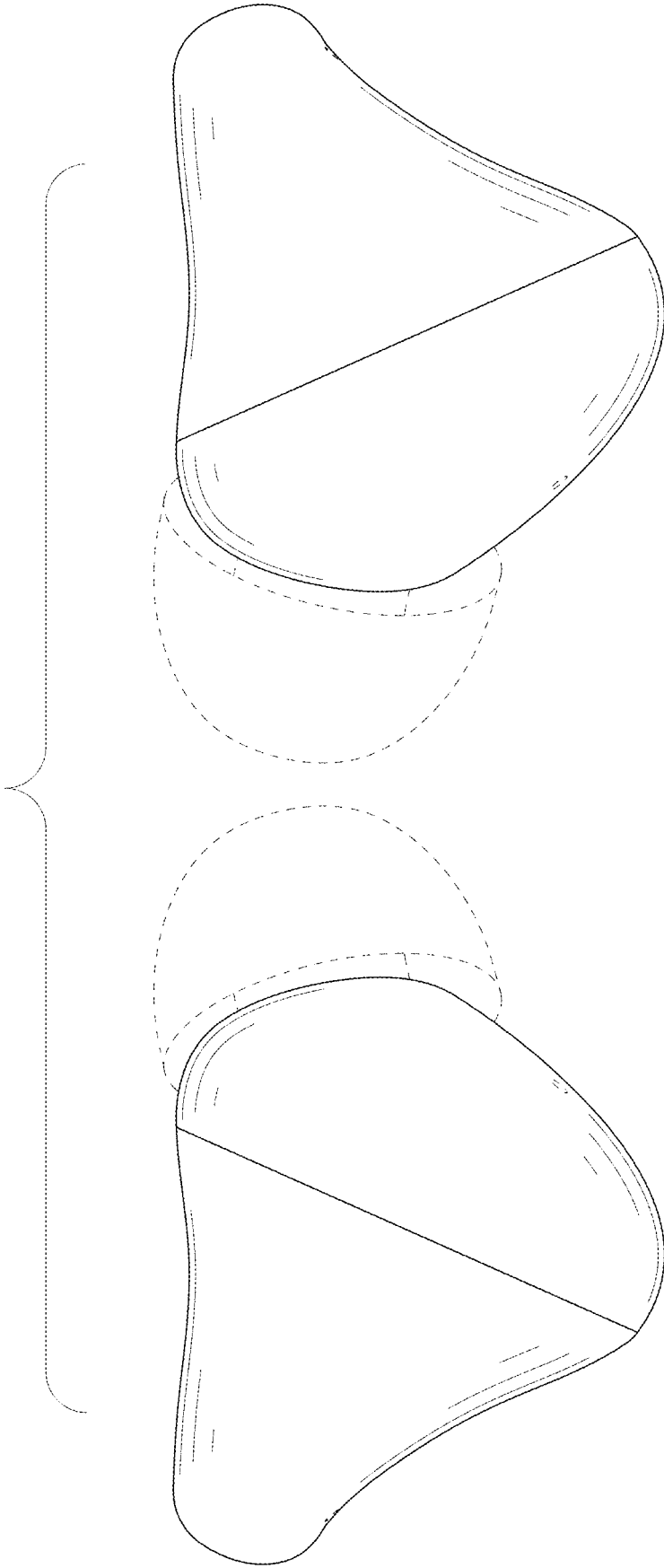


FIG. 7




FIG. 8

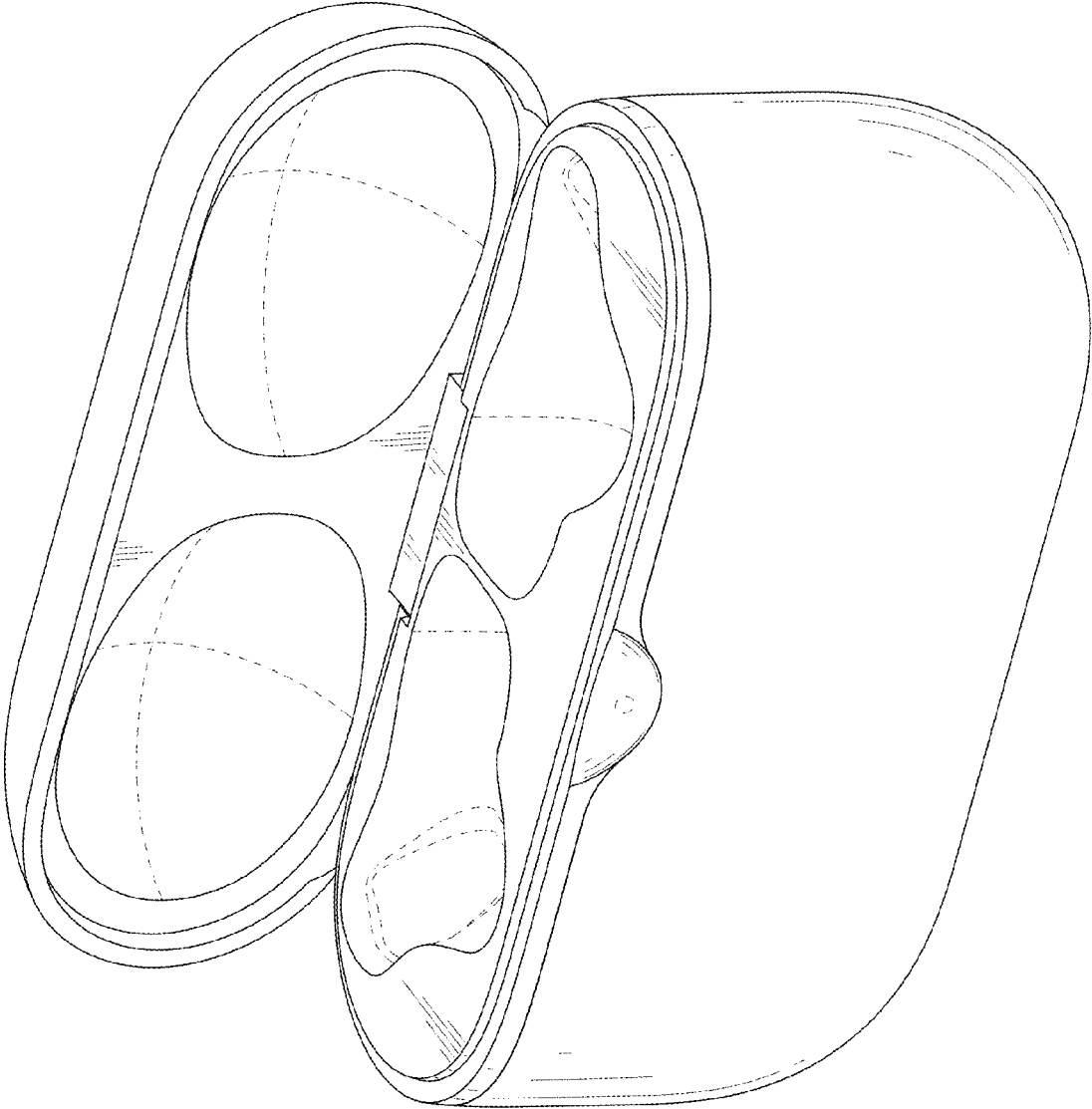


FIG. 9

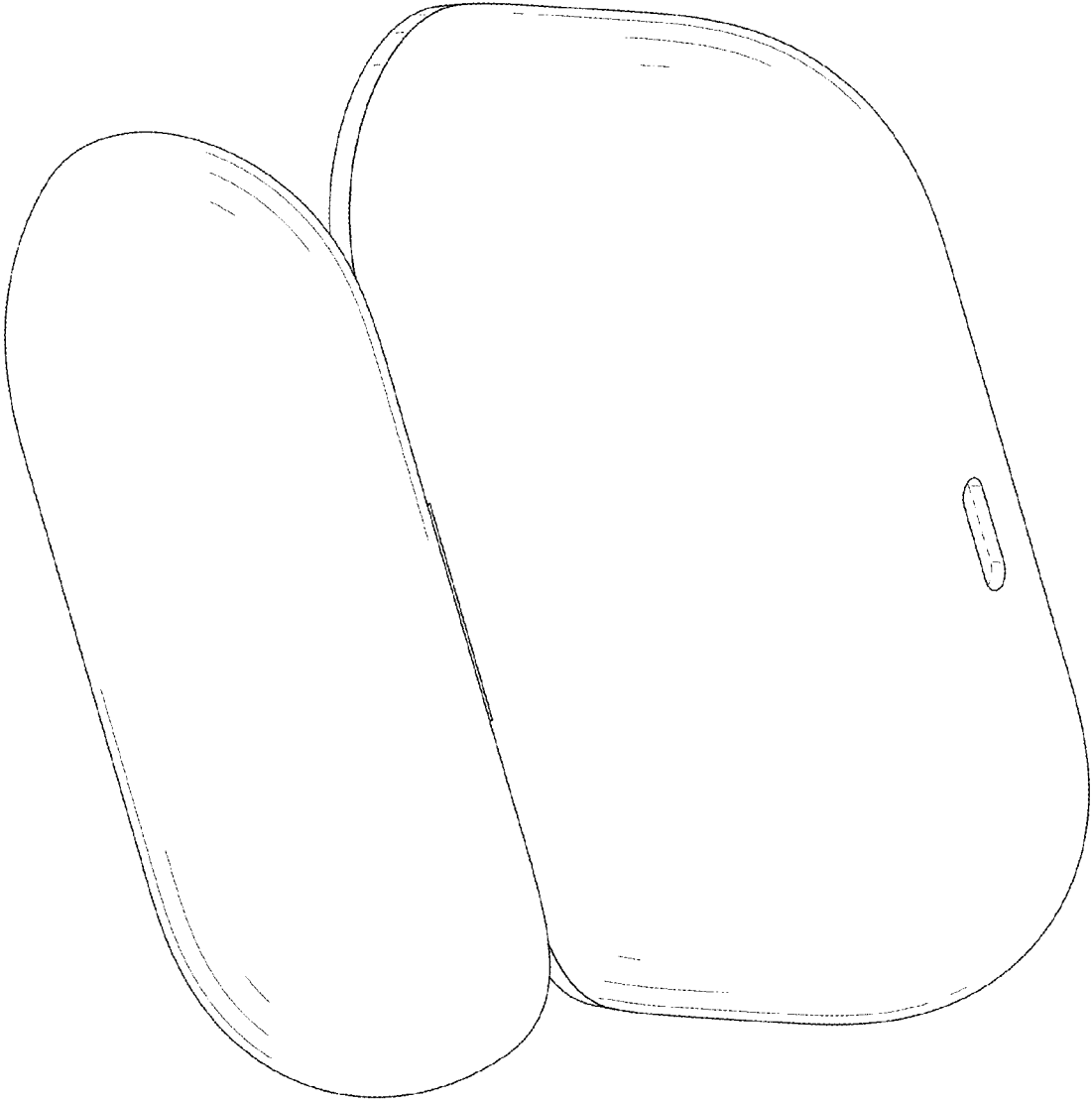


FIG. 10

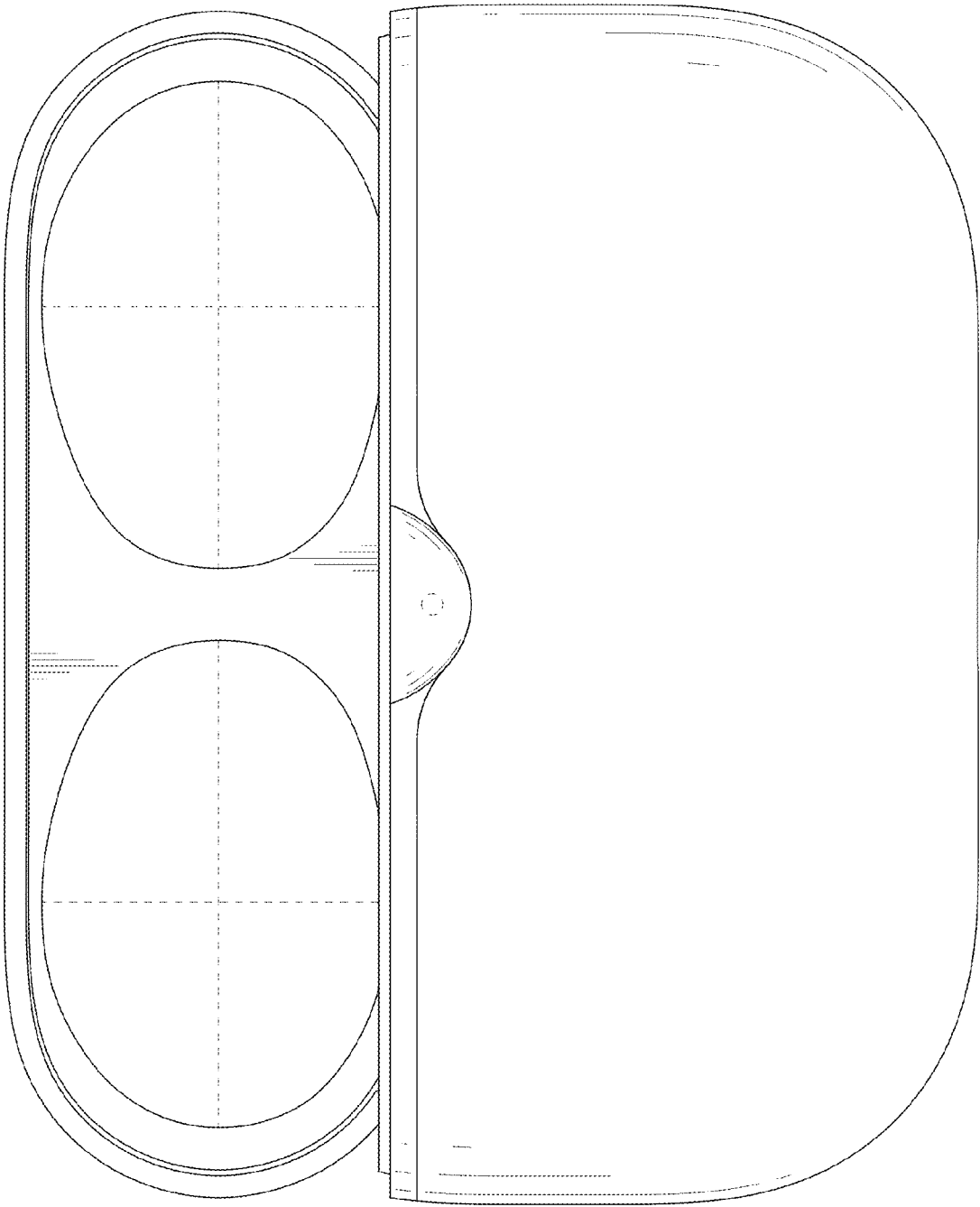


FIG. 11




FIG. 12

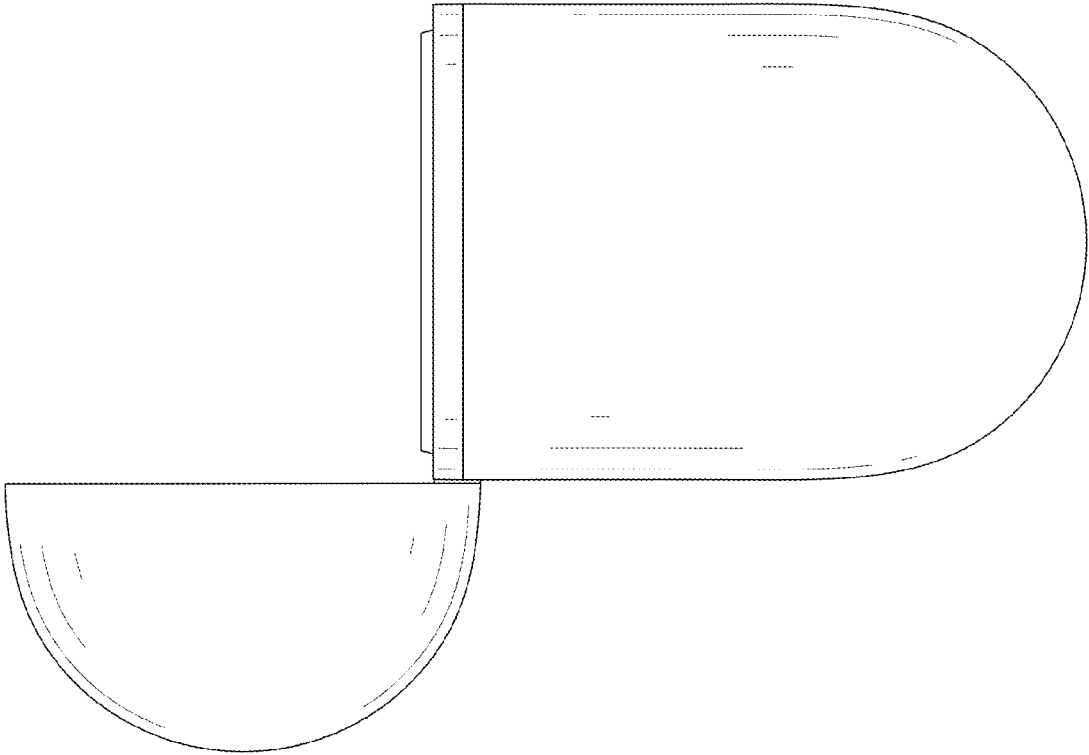


FIG. 13

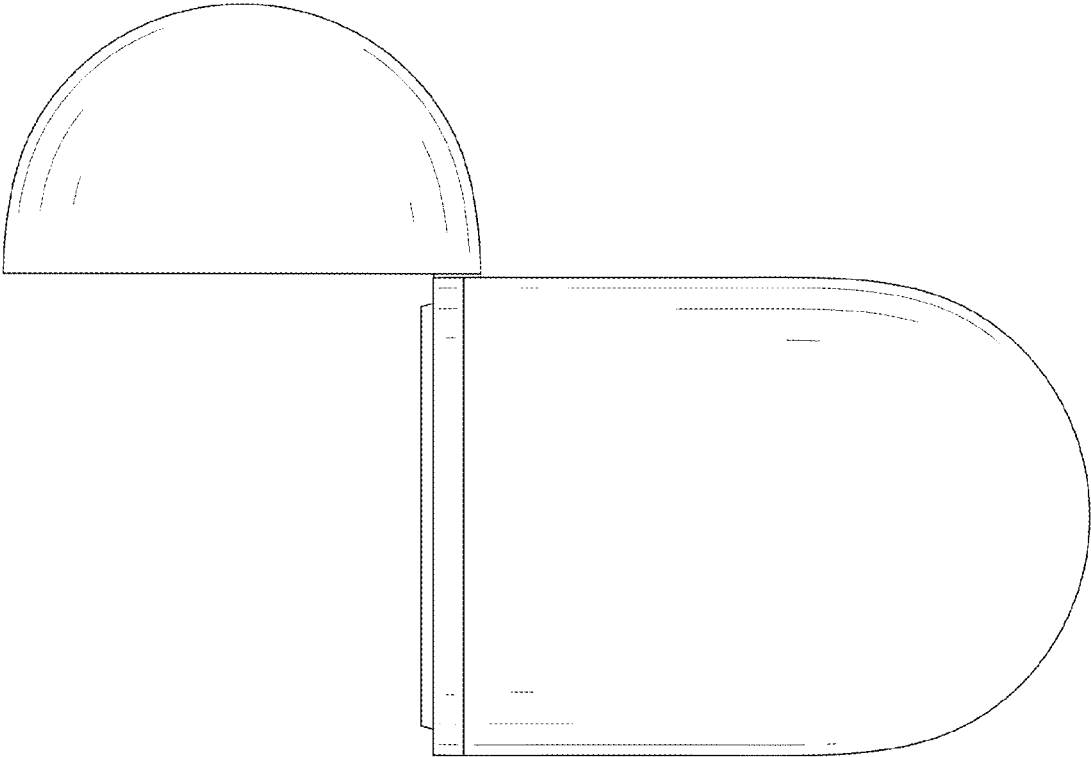


FIG. 14

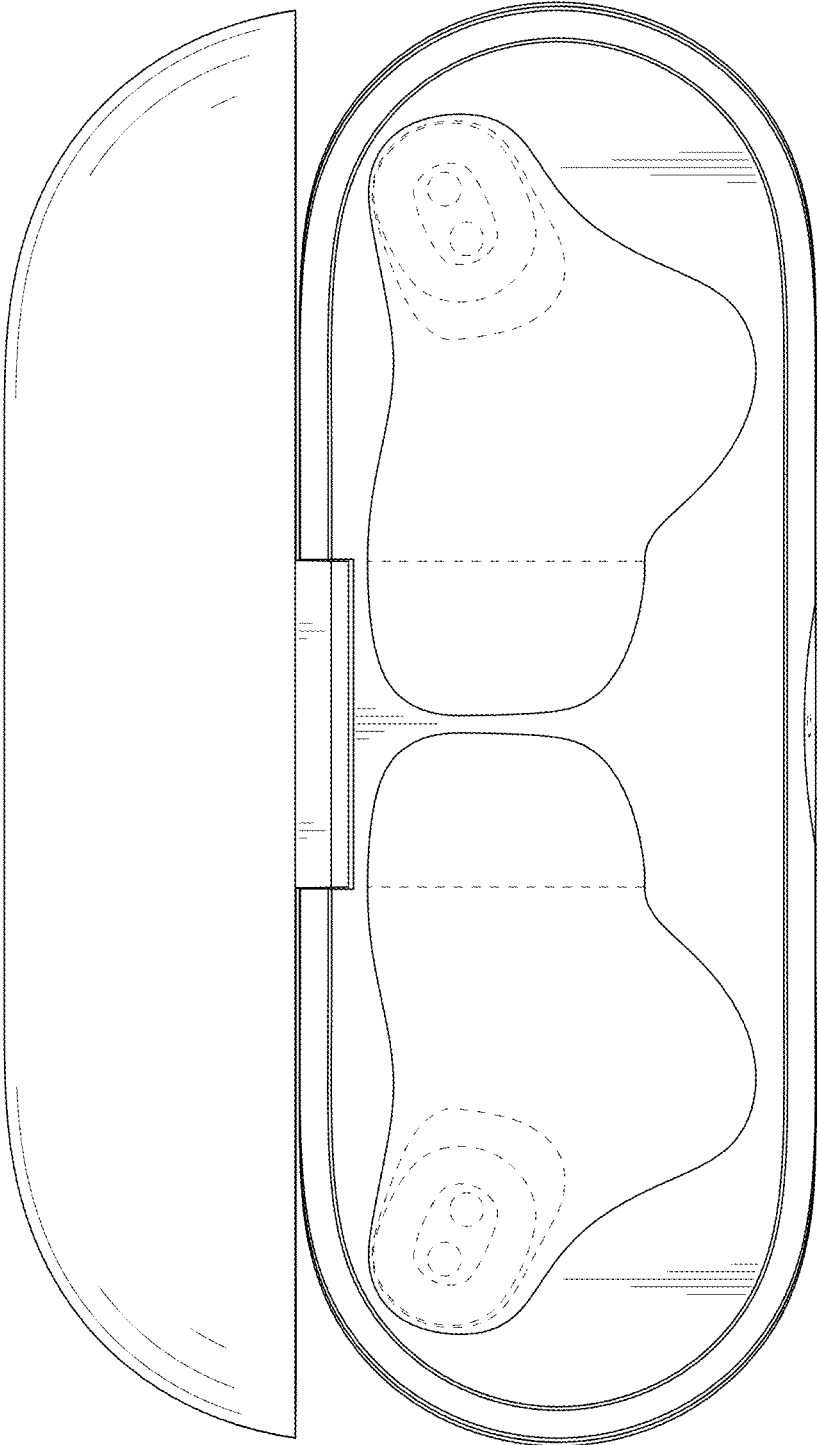


FIG. 15

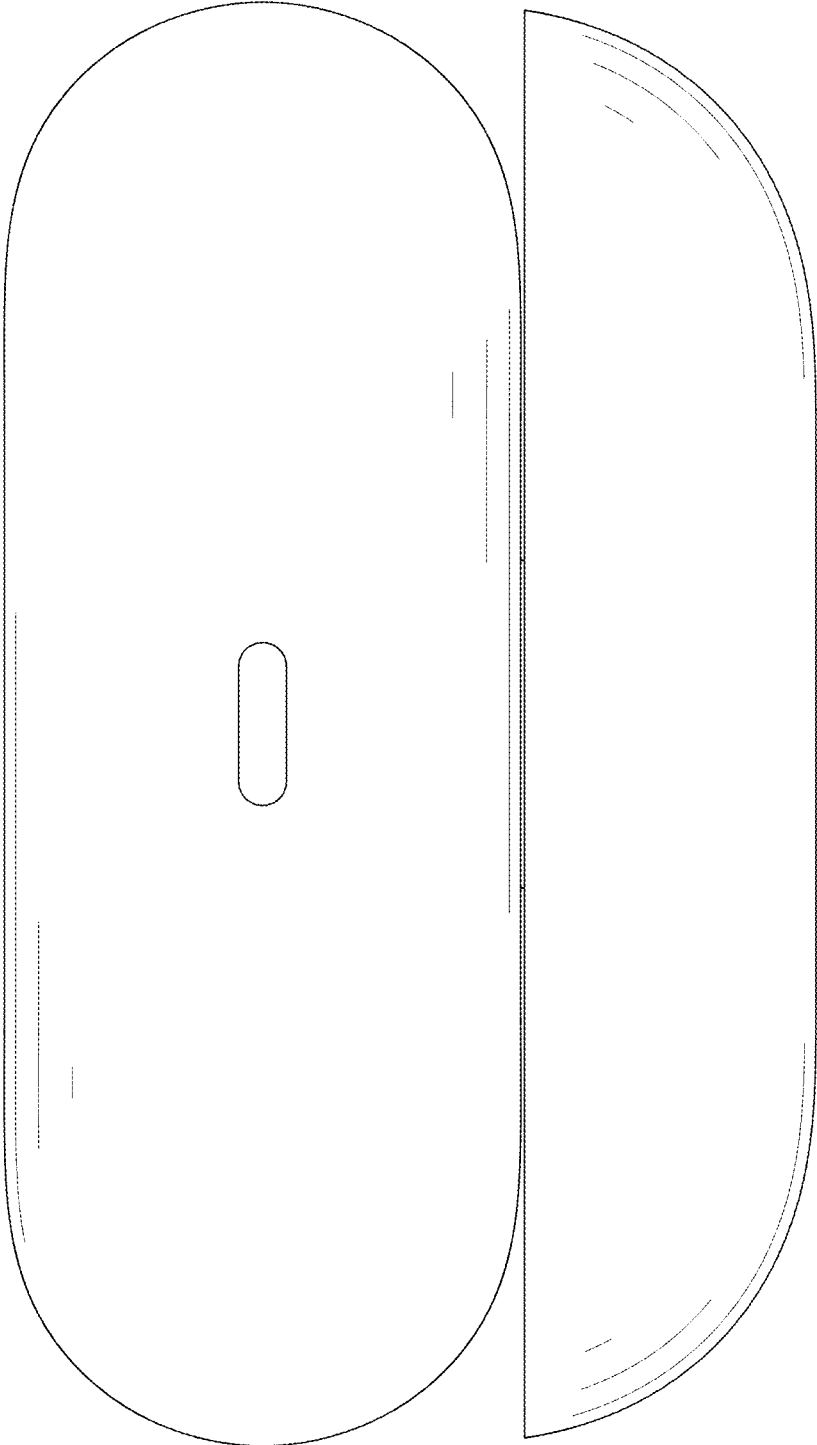


FIG. 16

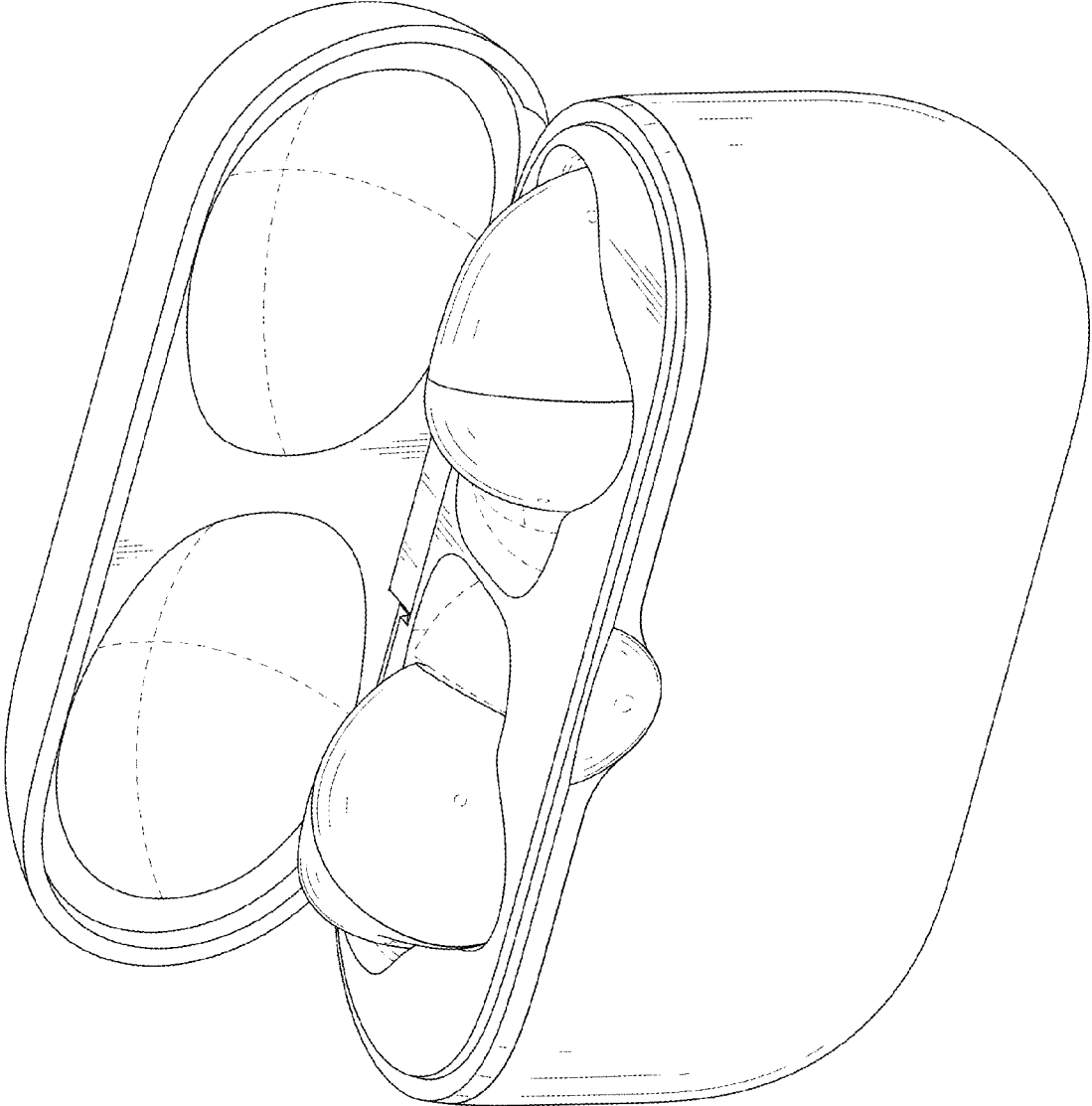


FIG. 17

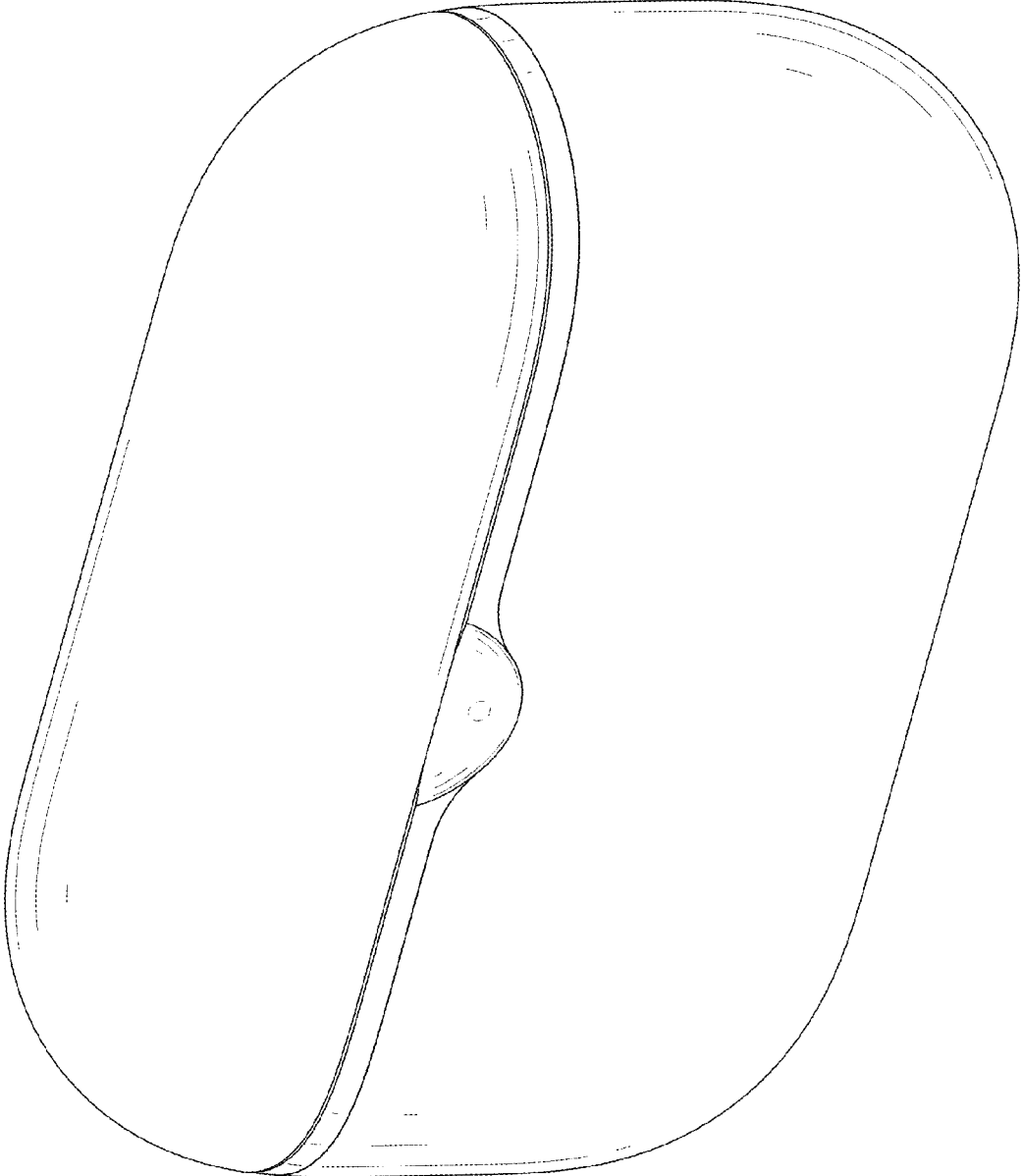


FIG. 18