



INTERNATIONAL APPLICATION PUBLISHED UNDER THE PATENT COOPERATION TREATY (PCT)

(51) International Patent Classification ⁵ : C07B 31/00, 53/00, C07C 29/136 C07C 29/143, 209/30, 209/44	A2	(11) International Publication Number: WO 92/09545 (43) International Publication Date: 11 June 1992 (11.06.92)
(21) International Application Number: PCT/US91/08738 (22) International Filing Date: 21 November 1991 (21.11.91) (30) Priority data: 616,892 21 November 1990 (21.11.90) US 698,939 13 May 1991 (13.05.91) US 698,940 13 May 1991 (13.05.91) US 749,111 23 August 1991 (23.08.91) US 792,227 14 November 1991 (14.11.91) US 792,229 14 November 1991 (14.11.91) US 792,233 14 November 1991 (14.11.91) US (71) Applicant: MASSACHUSETTS INSTITUTE OF TECHNOLOGY [US/US]; 77 Massachusetts Avenue, Cambridge, MA 02139 (US). (72) Inventors: BUCHWALD, Stephen, L. ; 70 Clarendon Avenue, Somerville, MA 02144 (US). KREUTZER, Kristina, A. ; 305 Memorial Drive, Cambridge, MA 02139 (US). WILLOUGHBY, Christopher, A. ; 27 Packard Avenue, #2, Somerville, MA 02144 (US). GROSSMAN, Robert, B. ; 33 Lancaster Terrace, Apt. 204, Brookline, MA 02146 (US). BERK, Scott, C. ; 8 Chandler Street, Somerville, MA 02144 (US). SPALTENSTEIN, Esther ; Dutch Village Apartments, 4812D Bluebird Court, Raleigh, NC 27606 (US). GUTIERREZ, Alberto ; 708 South Stonestreet Avenue, Rockville, MD 20850 (US).		(74) Agents: GEARY, William, C., III. et al.; Lahive & Cockfield, 60 State Street, Boston, MA 02109 (US). (81) Designated States: AT (European patent), BE (European patent), CA, CH (European patent), DE (European patent), DK (European patent), ES (European patent), FR (European patent), GB (European patent), GR (European patent), IT (European patent), JP, LU (European patent), NL (European patent), SE (European patent). Published <i>Without international search report and to be republished upon receipt of that report.</i>
(54) Title: NEW METHODS FOR THE CATALYTIC REDUCTION OF ORGANIC SUBSTRATES		
(57) Abstract <p>A process is provided whereby organic carbonyl substrates, including esters, ketones and amides, are reduced in a reaction with a silane reducing reagent and a catalyst. According to the invention esters and ketones can be reduced to alcohols while amides can be reduced to amines, enamines or a mixture thereof. Methods are also provided for catalytically reducing imines to yield amines. Moreover, there is provided a process for the catalytic asymmetric reduction of imines, oximes, hydrazones, and the like, using enantiomerically enriched catalysts, or catalysts in the presence of enantiomerically enriched additives, to provide chiral amine reaction products which are enriched in one enantiomer. Furthermore, there is provided a process for the catalytic asymmetric reduction of ketones, using catalysts in the presence of enantiomerically enriched additives to provide chiral alcohol reaction products which are enriched in one enantiomer.</p>		

FOR THE PURPOSES OF INFORMATION ONLY

Codes used to identify States party to the PCT on the front pages of pamphlets publishing international applications under the PCT.

AT	Austria	ES	Spain	MG	Madagascar
AU	Australia	FI	Finland	ML	Mali
BB	Barbados	FR	France	MN	Mongolia
BE	Belgium	GA	Gabon	MR	Mauritania
BF	Burkina Faso	GB	United Kingdom	MW	Malawi
BG	Bulgaria	GN	Guinea	NL	Netherlands
BJ	Benin	GR	Greece	NO	Norway
BR	Brazil	HU	Hungary	PL	Poland
CA	Canada	IT	Italy	RO	Romania
CF	Central African Republic	JP	Japan	SD	Sudan
CG	Congo	KP	Democratic People's Republic of Korea	SE	Sweden
CH	Switzerland	KR	Republic of Korea	SN	Senegal
CI	Côte d'Ivoire	LI	Liechtenstein	SU ⁺	Soviet Union
CM	Cameroon	LK	Sri Lanka	TD	Chad
CS	Czechoslovakia	LU	Luxembourg	TG	Togo
DE*	Germany	MC	Monaco	US	United States of America
DK	Denmark				

+ Any designation of "SU" has effect in the Russian Federation. It is not yet known whether any such designation has effect in other States of the former Soviet Union.

NEW METHODS FOR THE CATALYTIC
REDUCTION OF ORGANIC SUBSTRATES

10 Background of the Invention

The present invention relates to processes for catalytically reducing and/or transforming organic carbonyl compounds, and for the catalytic asymmetric or non-asymmetric reduction of ketones, imines, oximes, hydrazones and the like.

Methods currently are known for the catalytic reduction of organic carbonyls. Many such reduction reactions, such as those involving esters, ketones and amides, utilize lithium aluminum hydride or related species as a reducing reagent. Such reagents are quite pyrophoric and can ignite spontaneously upon contact with air or water. Moreover, lithium aluminum hydride typically is dispensed in a volatile liquid such as ether, thus compounding safety concerns. Aside from potential safety issues which surround the use of reducing reagents such as lithium aluminum hydride, their use can be costly as these compounds must be used in stoichiometric rather than catalytic quantities. A further disadvantage of reactions which use lithium aluminum hydride as a reducing agent is that they yield an aluminum salt as a by-product, from which the desired end product is often difficult to isolate.

Reactions which reduce organic carbonyls, such as esters, ketones and amides, often are commercially quite significant, as they can be used in the large scale preparation of pharmaceuticals and specialty chemicals. Thus, the safety and economy of the reduction reactions are important considerations. Processes which safely and economically produce amines are of great interest since these compounds are widely used as pharmaceuticals and specialty chemicals. Moreover, many pharmaceutically active amines are optically active compounds, and effective processes for generating amines enriched in a desired enantiomer are thus needed. Currently utilized methods of producing enantiomerically enriched amines rely upon the use of expensive late transition metal catalysts and potentially hazardous reagents.

Accordingly, it would be advantageous to provide safer and more economical processes for reducing organic carbonyl compounds.

It is thus an object of the invention to provide a safer and more economical process for reducing organic carbonyl compounds, including esters, lactones, ketones, amides and imides. Another object is to provide such a reaction where the end product of the reaction is effectively and conveniently isolated. A further object is to provide safe and economical processes for preparing chiral amines, enriched in one enantiomer, by the catalytic asymmetric reduction of imines, oximes, hydrazones, and the like. It is also an object to provide economical and safe non-asymmetric catalytic

reduction techniques for imines, oximes, hydrazones and the like. Another object is to provide methods of catalytically reducing ketones to yield alcohol end products of high enantiomeric purity. Other 5 objects will be apparent upon reading the disclosure which follows.

Summary of the Invention

10 The invention provides a relatively safe and effective catalytic process for conveniently reducing organic carbonyl compounds, including esters, ketones and amides. The applicability of this process to the manufacture of pharmaceuticals and specialty 15 chemicals will be appreciated by those having ordinary skill in the art. Among the organic carbonyls which can be reduced by the processes of this invention are esters, ketones, amides, and imides. Esters and ketones can be reduced to 20 alcohols, while amides can be reduced to amines. Lactones can be reduced to lactols and/or to diols. In another embodiment of the invention, tertiary amides can be reduced to yield enamine compounds, and imides can be reduced to yield dienamine compounds. 25 A further embodiment of the invention is the catalytic asymmetric reduction of ketones to yield alcohols enriched in one enantiomer, and the catalytic asymmetric reduction of imines, oximes, and the like to yield chiral amines having high 30 enantiomeric purity. The non-asymmetric reduction of imines, and the like, to amines provides another aspect of the invention.

Unless otherwise clear from its context, the term "catalyst" is used interchangeably herein to refer both to the metal complexes or precatalysts before their activation as catalytic species, and to
5 the active catalytic species themselves. Where an achiral precatalyst is used in combination with an optically active additive, the complex added to the reaction mixture is sometimes referred to herein as a "catalyst", even though the actual catalytic entity
10 may not be formed until after activation of the catalyst and/or combination of the chiral additive and the complex.

Generally, the process of the invention
15 involves first generating from a precatalyst an active species of an effective reduction catalyst which is used in the reaction. Where catalytic asymmetric reduction is to occur, the catalyst can be a chiral non-racemic catalyst, enriched in one
20 enantiomer. In one embodiment, the catalyst is a titanium-containing catalyst, however, other catalysts may be used as well.

Activation of the catalyst (where necessary)
25 is effected by subjecting a catalytic amount (i.e., about 3.0 to 10 percent by mole relative to substrate) of the pre-catalyst (e.g., a titanium-containing complex) to between 1 and 2 equivalents of an alkylating or reducing agent,
30 relative to the pre-catalyst. A stoichiometric amount of a silane reducing reagent (relative to substrate) is then combined with the activated catalyst. The desired organic carbonyl substrate is then allowed to react with the silane reagent in the
35 presence of the catalyst.

The reduction of ester, ketone, and imine substrates by this reaction yields a silicon-containing intermediate. Silicon may be cleaved from the intermediate by conventional techniques, after quenching of the catalyst, to yield a crude end product in a more reduced form than the starting compound. The end product may then be purified by known techniques.

10 Reduction reactions in which the carbonyl substrate is an amide or an imide do not require a silicon cleavage step. Following the reduction of these substrates one need only perform conventional separation and purification techniques to yield the
15 desired end product.

Catalysts suitable for use in practicing this invention are described herein. Included among the suitable catalysts are those which are air
20 stable, and self-activating in the presence of a silane.

Catalytic asymmetric reduction may also be accomplished through another method which involves
25 using an optically active additive in combination with the precatalyst, reductant and substrate. In this embodiment the precatalyst may be chiral or achiral.

30 In one embodiment, as noted above, a silane compound acts as the reducing agent and the reduction reaction can be carried out in an inert gas such as argon or nitrogen. Alternatively, hydrogen can be

used as the reducing agent. In this embodiment, most applicable to the reduction of imines, oximes, and the like, the active catalytic species can be generated in the presence of a silane compound and an inert gas. Thereafter, the reduction reaction takes place in the presence of hydrogen which is present in excess and is the stoichiometric reductant. In this embodiment, no silicon cleavage step is required.

10

Detailed Description of the Invention

In one embodiment, the process of the invention can be used to catalytically reduce organic carbonyl compounds such as esters, ketones and amides. Esters and ketones can be reduced to alcohols, and where the ester is a lactone, it can be reduced to either a lactol or to a diol. Tertiary amides can be reduced to amines. Tertiary amides having alpha hydrogens can be reduced to enamines, which can be converted to aldehydes by known techniques. Additionally, imides can be reduced to dienamines. One important feature of the process of the invention is that it utilizes relatively inexpensive and safe catalysts and reducing reagents.

A further embodiment of the invention is the catalytic asymmetric reduction of imines, oximes, hydrazones and related compounds such as oxime O-alkyl ethers, oxime O-aryl ethers, N,N-dialkylhydrazones, N,N-diarylhydrazones, and N-alkyl-N-arylhydrazones, to yield amines which are

enriched in one enantiomer. These substrates may also be catalytically reduced, non-asymmetrically, to yield amines. The process of the invention is also useful in preparing from ketone substrates, alcohols
5 enriched in one enantiomer.

For catalytic asymmetric reduction reactions, the catalyst can be one which is enriched in one enantiomer. Generally, an enantiomerically
10 enriched catalyst is one which has more than 50 percent of one enantiomer. More specifically, an enantiomerically enriched catalyst is one which preferably has greater than 80%, and most preferably greater than 90%, of one enantiomer.

15

One important feature of the process of the invention is that relatively inexpensive and safe catalysts and reducing reagents can be used. In addition, some of the catalysts used in the method of
20 the invention are self-activating in the presence of a silane, and need not be maintained in an organic solvent, although the reaction may be carried out in the presence of an organic solvent if desirable. Further, for certain catalysts the reduction reaction
25 can often be carried out in an atmosphere of air, rather than in an inert atmosphere.

The basic steps for the reduction of organic carbonyls according to the invention involve first
30 generating from a precatalyst an active species of an effective catalyst which, depending upon the identity of the catalyst, may be dispensed in an organic solvent such as tetrahydrofuran, ether, toluene,

benzene, hexane, or the like. In some cases, it is preferable to maintain this mixture in an atmosphere of an inert gas such as argon or nitrogen within which the reduction reaction takes place. In some instances, especially where certain titanium-containing catalysts are used, as explained below in more detail, the precatalyst is activated by dissolving the catalyst in a solvent together with an alkylating or reducing agent.

10

Once the active catalyst is formed, it can be mixed with a silane reducing reagent which provides the source of hydride ion for the reduction reaction. In some instances, the catalyst-solvent mixture is maintained at a relatively low temperature (e.g., between about -60°C to -78°C) until it is mixed with the silane. Thereafter, the mixture may be allowed to warm to between about 0°C and room temperature. It is noted, however, that the catalyst may also be generated at room temperature. The organic carbonyl substrate is then reacted, at a temperature between about room temperature and 100°C , with the silane reducing agent in the presence of the activated catalyst. Typically, the reaction requires from about 15 minutes to 48 hours to complete. The reaction can be terminated by deactivating the catalyst through known techniques, such as by exposure to air or by the addition of aqueous sodium hydroxide.

30

As an alternative to the reduction reaction procedure described above, and typically more applicable to the reduction of imines, oximes and the

like, hydrogen can be used as the reducing agent instead of the silane compound. In this embodiment the active catalyst may be generated, as discussed above, in an inert atmosphere. After adding the
5 substrate to the silane and catalyst the reactants may be transferred to a reaction vessel which is able to be charged with hydrogen at ambient or elevated pressures.

10 Where the reaction is to be conducted using a hydrogen reducing agent at high pressure, the reactant-catalyst mixture can be transferred to a suitable pressure reactor prior to commencing the reaction, in a manner such as described below. Once
15 the substrate is added to the vessel containing active catalyst and silane (in an inert atmosphere), the vessel is sealed and moved into a dry box. The reaction mixture can then be transferred to a high pressure reactor (such as a Parr high pressure
20 reactor) and it is removed from the dry box. The reactor is then charged with hydrogen and the reaction commences upon heating to between 25-100°C. The reaction can be conducted in hydrogen at a pressure ranging from 1 atmosphere to over 2000 psi.

25

In the embodiment in which hydrogen serves as the reducing agent, it is preferable to use between about 0.1-10% by mole of catalyst relative to the substrate, and more preferably, between about
30 5-10% by mole of catalyst relative to the substrate.

As noted, some of the catalysts are self-activating and can operate in an air atmosphere. In an embodiment using such catalysts, the silane reducing agent, the substrate and the catalyst are all added, sequentially, to a reaction vessel which subsequently is placed in an oil bath preheated to the desired temperature at which the reaction will be conducted.

10 Where such air-stable catalysts are used, the reduction reaction can be carried out in an air atmosphere or in an atmosphere of an inert gas such as nitrogen or argon. While in many instances the reaction works equally well in either type of
15 atmosphere, it may be preferable (except for some reductions of tertiary amide substrates), at least from a safety standpoint, to carry out the reduction reaction in an ambient atmosphere to avoid the production of silane gas.

20

The order in which the reactants and catalyst are added to the reaction vessel is not believed to be critical. However, the silane reducing agent, substrate, and catalyst may be added
25 sequentially. Subsequently, the mixture can be heated. Variations of the order in which reactants and catalysts can be added to the reaction vessel are illustrated herein.

30 In one general procedure for reducing organic carbonyls, the reaction vessel can first be charged with silane reducing agent, substrate and catalyst. The reaction mixture is heated to a

-11-

temperature at which the reaction is to occur (i.e., 25°C to 100°C) while it is stirred. The reaction is allowed to proceed until all of the substrate is consumed, as may be verified by GLC or TLC analysis of a sample of the reaction mixture. When the substrate is consumed, the reaction mixture is cooled to room temperature. Thereafter, work-up and separation procedures are effected as the reaction mixture is added to a solvent such as tetrahydrofuran (THF). Aqueous sodium hydroxide can then be added to this mixture followed by stirring for 1 to 2 hours. The reaction mixture can then be added to a water/ether mixture, shaken, and separated. The aqueous layer is washed with ether, and the ether extracts are dried over $MgSO_4$ and concentrated to give the product. This reaction can be conducted in an inert gas such as argon, or in an air atmosphere. The reaction may also be conducted in a flask equipped with a drying tube which includes an agent such as anhydrous $CaSO_4$.

In a variation of the above general procedure for performing the present reduction reaction, a reaction vessel, such as a Schlenk tube, is heated to a suitable temperature (25° C to 100° C) and is charged with silane reducing agent, substrate, and catalyst, and the reaction mixture is stirred while the desired temperature is maintained. The reaction may also be conducted in a flask equipped with a drying tube which includes an agent such as anhydrous $CaSO_4$. This method is generally well suited to reactions which will be conducted in an air atmosphere.

-12-

The reduction, when performed with esters and ketones, as well as with imines, oximes, hydrazones and the like, yields a silicon-containing intermediate compound. The silicon may be cleaved
5 from the intermediate by hydrolysis or alcoholysis, and a variety of known extraction techniques may be used to isolate the desired end product of the reduction reaction. For example, silicon cleavage may be effected by treatment with alcoholic or
10 aqueous solutions (or mixed alcohol/aqueous solutions) of acids or bases such as hydrochloric acid or sodium hydroxide. Alternatively, silicon cleavage may be effected by the addition of an alcohol, such as methanol or ethanol, or a mixed
15 alcohol/water solution. Subsequently, extraction, separation and drying techniques can be utilized to recover the crude product, which can then be purified if necessary by a conventional technique such as chromatography. The reductions of tertiary amides,
20 imides and the reduction of imines utilizing hydrogen as the stoichiometric reductant do not require a silicon cleavage step. However, separation and purification techniques generally must be effected to recover the desired end product.

25

The invention is generally applicable to the reduction of organic carbonyl substrates. Exemplary carbonyl compounds include acyclic and cyclic esters, ketones and amides. The invention is also
30 potentially applicable to the reduction of compounds such as aldehydes, acids, acid chlorides, nitriles and thioesters. Ketones may also be reduced by catalytic asymmetric techniques.

Substrates which may be catalytically asymmetrically reduced to chiral amines include imines, oximes, hydrazones, oxime O-alkyl ethers, oxime O-aryl ethers, N,N-dialkylhydrazones, N,N-diarylhydrazones, and N-alkyl-N-arylhydrazones. As noted above, these substrates may also be catalytically reduced non-asymmetrically, to yield racemic amines.

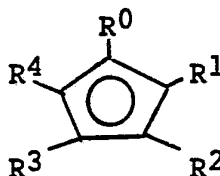
10 A variety of catalysts can be used effectively in the reduction reactions of the present invention. Exemplary catalysts broadly include those which consist of a metal of group 4, 5 or 6, a lanthanide or an actinide, which: a) is in less than
15 its maximum oxidation state or is capable of being converted to a complex in less than its maximum oxidation state; and/or b) is a metal hydride; and/or c) is capable of being converted to a metal hydride. Examples of group 4, 5 and 6 metals which may be
20 useful in the present invention include titanium, vanadium and chromium.

Preferred catalysts are titanium-containing catalysts such as bis (trimethylphosphine)
25 titanocene, titanocene monochloride and titanocene dichloride. Of the above identified titanium-containing catalysts, titanocene dichloride and titanocene monochloride are activated by reaction with an alkylating or reducing agent. Examples of
30 other suitable titanium-containing catalysts include compounds having the following general structures:
L(L')(L'')Ti; L(L')(L'')(L''')Ti; L(L')Ti-X;
L(L')(L'')Ti-X; L(L')TiX₂; L(L')TiH; and L(L')(L'')TiH,

-14-

where X is a halogen, and where L, L', L" and L''' can be some combination of -OR, -SR, -NR(R'), R, Si(R)(R')(R"), and P(R)(R')(R") (where R, R' and R" may be an alkyl, aryl, hydride or silyl group and may be different or the same), or a cyclopentadienyl group (hereinafter "Cp") having the formula

10



where R⁰, R¹, R², R³ and R⁴ may be hydrogen, alkyl, aryl, trialkylsilyl, triarylsilyl, (dialkyl)arylsilyl, or (diaryl)alkylsilyl groups in any combination and may all be the same or different. More specific examples of such compounds include titanocene alkoxides, titanocene aryloxides, titanocene (III) hydrides, titanocene (aryloxy) chlorides, titanocene (alkoxy) chlorides, titanocene (alkyl) alkoxides, titanocene (alkyl) aryloxides, titanocene (aryl) alkoxides, and titanocene (aryl) aryloxides.

As noted above, one preferred titanium-containing catalyst is bis(trimethylphosphine) titanocene, having the formula



30

Wherein Cp represents a η^5 -cyclopentadienyl group and Me represents a methyl group.

-15-

The catalytic species identified above by formula I is self-activating and should be maintained in solution with an organic solvent and maintained at a relatively low temperature (0°C to 80°C) in the absence of air and excess moisture.

Another preferred titanium-containing catalyst is titanocene dichloride which is represented by the formula



wherein Cp represents a η^5 -cyclopentadienyl group. Alternatively, titanocene monochloride (Cp_2TiCl) may be used as a catalyst as well.

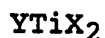
15

Another preferred titanium-containing catalyst has the general formula



20 where R and R' can be alkyl, aryl, silyl or hydrogen and can be the same or different.

A catalyst which is particularly useful in conducting catalytic asymmetric reduction reactions is generally represented by the formula



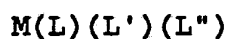
where Y represents ethylene-1,2-bis (η^5 -4,5,6,7-tetrahydroindenyl), and X represents groups including halides, alkoxides, amides, sulfides, alkyls, aryls, hydrides, phosphines and tri-substituted silyls. Catalysts having the ethylene-1,2-bis(η^5 -4,5,6,7-tetrahydroindenyl) backbone are referred to herein

-16-

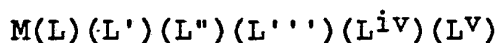
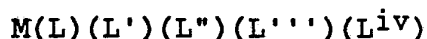
as "BIE" catalysts. In one preferred catalyst X₂ represents 1,1'-binaphth-2,2'-diolate. Specific preferred catalysts for asymmetric reduction thus include (R,R)-Ethylene-1,2-bis-(η^5 -4,5,6,7-tetrahydroindenyl)titanium (R)-1,1'-binaphth-2,2'-diolate and (S,S)-Ethylene-1,2-bis(η^5 -4,5,6,7-tetrahydroindenyl)-titanium (S)-1,1'-binaphth-2,2'-diolate.

10 The BIE catalysts, when used in catalytic asymmetric reduction reactions, should be enriched in one enantiomer of the molecule. Generally, enantiomeric enrichment requires more than 50% of one enantiomer, but more specifically requires more than 15 80% of one enantiomer. In a preferred embodiment, an enantiomerically enriched catalyst has more than 90% of one enantiomer. Of course, the greater the level of enantiomeric purity of the catalyst, the greater will be the enantiomeric purity of the end product of 20 the reaction.

A variety of self-activating, air-stable precatalysts can also be used effectively in the reduction reactions of the present invention.
25 Exemplary self-activating, air-stable catalysts broadly include those having the general formulas:



30 $M(L)(L')(L'')(L''')$



35

-17-

where M is a group 3, 4, 5 or 6 metal, a lanthanide, or an actinide and where L, L', L'', and L''', L^{iv} and L^v, independently, can be some combination of H, an alkyl group, an aryl group, a halogen, Si(R)(R')(R''),
5 -OR, -SR, or -NR(R'), P(R)(R')(R''), where R, R', and R'' may be H or an alkyl, aryl, or silyl group and may be different or the same. Examples of group 3, 4, 5 or 6 metals which may be useful with the present invention include titanium, yttrium, niobium,
10 vanadium and chromium. Examples of useful lanthanides include samarium, ytterbium, and lutetium. Examples of useful actinides include thorium and uranium. Titanium, however, is the most preferred metal.

15

Among the catalysts generally identified above, the most preferred self-activating, air-stable catalysts include metal alkoxides and metal aryloxides such as titanium (IV) alkoxides and
20 titanium (IV) aryloxides. Specific catalysts include titanium (IV) isopropoxide, titanium (IV) ethoxide, trichlorotitanium (IV) isopropoxide, titanium (IV) methoxide, and titanium (IV) butoxide.

25

Currently, the most preferred self-activating, air stable catalysts include titanium (IV) isopropoxide, titanium (IV) ethoxide and trichlorotitanium (IV) isopropoxide.

30

The air-stable, self-activating catalysts are present in the reaction in catalytic quantities, ranging from about 5-10 mole percent, relative to the substrate.

-18-

The catalysts useful in this invention may be active as electronically neutral molecules, anions or cations.

5 The titanocene dichloride, titanocene monochloride and BIE catalysts must be activated by reaction with an alkylating agent or reducing agent, preferably in an organic solvent. Suitable alkylating and reducing agents are known to those
10 skilled in the art and generally include organometallic compounds. Examples of such compounds include alkylmagnesium halides, alkyl lithium compounds, alkylaluminum compounds and boron, aluminum, or other metal hydrides. Particularly
15 preferred alkylating agents include n-pentylmagnesium bromide, n-butyllithium, and sodium acetylide. Preferred reducing agents include sodium bis(2-methoxyethoxy)aluminum hydride (Red Al®). Preferably, about 100 to 200% by mole of the
20 alkylating or reducing agent relative to the catalyst should be reacted with the catalyst in order for activation to occur. More preferably, titanocene dichloride requires about 200% by mole, relative to the catalyst, of alkylating agent while titanocene
25 monochloride requires about 100% by mole relative to the catalyst. The activation of such catalysts by reaction with an alkylating agent is further described and illustrated in the examples.

30 One skilled in the art will appreciate that a variety of solvents can be used with these catalysts. One general requirement of a suitable solvent is that the catalyst must be completely or

-19-

partially soluble within the solvent. Complete solubility is not required as there need only be enough catalyst present in the solution to facilitate a reaction. Exemplary solvents include

5 tetrahydrofuran, toluene, benzene, hexane, ether and the like. An additional advantage of the invention is that the substrate may be present in the organic solvent at relatively high concentrations (e.g., about 1M), thus enabling smaller reactors to be used

10 and less waste solvent to be generated. It is noted that no solvent other than the silane itself may be required.

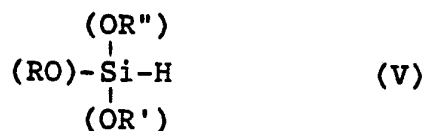
As noted above, the reducing reagent

15 preferred in the present processes is a silane compound which must be capable of supplying a hydride ion during the reduction reaction. Exemplary silane compounds which may be used in these processes are represented by the formulas shown below.

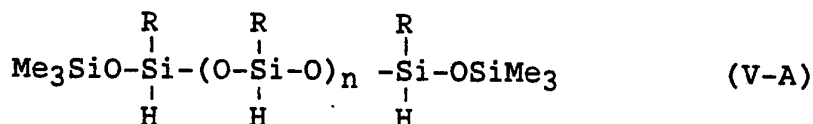
20



25



30



-20-

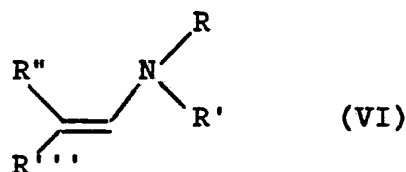
where R, R' and R'' represent hydride, alkyl or aryl groups and may be the same or different. Specific examples of suitable silane reducing reagents include silane, diphenylsilane, phenylsilane, diethylsilane, 5 dimethylsilane and triethoxysilane, trimethoxysilane, and poly(methylhydrosiloxane).

Preferably, the silane compound, when used as the reducing reagent, is present in an amount 10 ranging from about 100 to about 300% by mole as compared to the amount of the substrate. Where the reducing agent is hydrogen the silane can be present at about 0.1 to 5 equivalents, and more preferably 0.1 to 2.5 equivalents, relative to the catalyst.

15

In one aspect of the invention, amides may be reduced to cyclic or acyclic enamine compounds having the general formula

20



25 where R, R', R'' and R''' represent hydrogen, alkyl, or aryl groups. The enamines produced may also include cyclic compounds where R and R'', shown above in formula VI, are connected. It is believed that in this reaction the enamines may sometimes be isolable 30 intermediates in the reduction reactions of heterocyclic amides to heterocyclic amines.

-21-

The invention, as noted above, also involves the catalytic asymmetric reduction of certain substrates to yield end products having a high degree of enantiomeric purity. Substrates such as imines, 5 oximes, hydrazones, and the like yield amines having a high degree of enantiomeric purity. In addition, ketone substrates can be reduced to yield alcohols having a high degree of enantiomeric purity. The desired substrate can be reduced to an end product 10 enriched in one enantiomer using a suitable, enantiomerically enriched catalyst of the type described above. A preferred catalyst is one which is enriched in (R,R)-Ethylene-1,2-bis(η^5 -4,5,6,7-tetrahydroindenyl) titanium (R)-1,1'-binaphth-2,2'- 15 diolate. Preferably, this catalyst contains at least about 80% of the (R,R,R) enantiomer. Another preferred catalyst is one which is enriched in (S,S)-Ethylene-1,2-bis(η^5 -4,5,6,7-tetrahydroindenyl) titanium (S)-1,1'-binaphth-2,2'-diolate. Suitable 20 catalysts for effecting this method of catalytic asymmetric reduction contain at least about 80% of the (S,S,S) enantiomer.

The mechanism of the asymmetric reduction of 25 ketones by BIE-based catalysts is believed to be as follows. First, the reaction requires the initial binding of the oxygen of the ketone substrate to the metal of the catalyst, followed by the migration of the hydride to the carbonyl group of the substrate. 30 Since the carbonyl binds through one of the lone pairs of the oxygen atom, it must be coplanar with the hydride. For the hydride migration to occur, however, the carbonyl must turn to present a face of

-22-

the double bond, and in doing so, it must place its substituents out of the plane. In the achiral catalyst this migration can occur over either enantiotopic face, but when a chiral catalyst is used
5 the ketone preferentially places the large substituent in a less crowded environment. The reaction is therefore expected to occur through the less hindered transition state, resulting in an asymmetric hydrosilylation.

10

The degree of enantiomeric excess ("ee") for the amine or alcohol reaction product depends on a number of factors including the enantiomeric purity of the catalyst, the specific compound being reduced,
15 and reaction conditions. For many compounds produced through this reaction relatively high enantiomeric excess values are obtained. In some instances, the "ee" exceeds 90%.

20

In addition to the procedure described above, optically active end products may be produced by the alternative procedure described below. According to this embodiment an optically active additive is combined with a metal alkoxide or metal
25 aryloxide precatalyst of the type described above. The silane and the desired substrate may then be added, together with an inert solvent. The reaction is then commenced either in an inert gas (if the silane serves as the reducing agent) or in a hydrogen
30 atmosphere (if hydrogen serves as the reducing agent). The reaction may be carried out at a temperature ranging from about 25°C to about 100°C.

Suitable optically active additives include amines, diamines, alcohols, diols, acids, diacids thiols and phosphines. Exemplary compounds include (1R, 2R)-diaminocyclohexane; (1S,2S)-diamino-
5 cyclohexane; (R)-1, 1'-Bi-2-naphthol, (S) 1, 1'-Bi-2-naphthol; (1R, 2S)-ephedrine; (1S, 2R)-ephedrine; 1,1,4,4-tetraphenyl-2, 3-O-isopropylidene -D-threitol.

10 This alternative procedure for producing optically active end products can be effected in the following manner. Activation of the catalyst (if necessary) proceeds according to the method
previously described. Thereafter, approximately 0.1
15 to 10 mole % of catalyst relative to substrate is combined with about 0.1 to 100 mole % of the chiral additive relative to substrate in an inert solvent. The silane is then added to the mixture at 100 to 300
mole % relative to substrate, followed by the
20 addition of the substrate. The mixture may then be reacted, at a temperature between about 25°C to 100°C. This reaction may be carried out in an inert gas such as argon or nitrogen, using the silane
compound as the reducing agent. Where imine, oxime,
25 and hydrazone substrates are involved, the reaction may alternatively be carried out in hydrogen, using hydrogen as the reducing agent.

The order in which the catalyst and
30 reactants are combined is not believed to be critical. The chiral additive and silane reductant may be combined first followed by the addition of catalyst and then substrate. Also, the catalyst and

silane reductant may be combined first, followed by the addition of chiral additive and then substrate. The catalyst and chiral additive may also be combined first, followed by the addition of silane reductant
5 and then substrate. The reaction may or may not be heated at any stage in the process of combining the reagents and substrate.

The non-asymmetric reduction of imine,
10 oxime, hydrazone, oxime O-alkyl ethers, oxime O-aryl ethers, N,N-dialkylhydrazone, N,N-diarylhydrazone, and N-alkyl-N-arylhydrazone substrates proceeds generally as described above with respect to the catalytic reduction of carbonyls. In addition,
15 reactions of such substrates may be conducted in a hydrogen atmosphere. Preferably, an achiral catalyst is used to effect such a reduction reaction. This reduction reaction is further described in the examples which follow.

20

In the above description, the mole percent is relative to the amount of substrate unless otherwise noted. Moreover, one skilled in the art will understand that inert solvents include, by way
25 of example, tetrahydrofuran, toluene, hexane, benzene, and ether.

The invention is further illustrated by the examples which follow.

30

Example 1 (Reduction of ethyl cyclohexylcarboxylate to cyclohexylmethanol)

To a dry Schlenk tube under argon was added
5 37 mg of titanocene dichloride (0.15 mmol) and 2 mL
of tetrahydrofuran. The slurry was cooled to about
-78°C in a dry ice/acetone bath, and a 1.6M hexane
solution of n-butyllithium (188 µL, 0.3 mmol) was
added. The reaction mixture changed color from red
10 to dark brown. After stirring for 15 minutes, 1.4 mL
of triethoxysilane (7.5 mmol) and 468 mg of ethyl
cyclohexylcarboxylate (3.0 mmol) were added and the
reaction mixture was allowed to warm to room
temperature. After 1 hour, the catalyst was
15 deactivated by exposure to air until the color
changed from dark brown to yellow. Next, 10mL of
tetrahydrofuran and 0.5 mL of concentrated HCl were
added. After stirring for 2 hours, the mixture was
added to a water/ether mixture (150 mL each), shaken
20 vigorously, and the layers were then separated. The
aqueous layer was extracted with ether (2x50 mL), the
combined organic extracts were washed with brine,
dried over MgSO₄, filtered, and concentrated by
rotary evaporation. The crude product was purified
25 by flash chromatography (ether:hexane = 2:3), which
afforded 274 mg (80% yield) of cyclohexylmethanol.

Example 2-A (Reduction of ethyl 2-phenylethanoate
to phenethyl alcohol)

30

To a dry Schlenk tube under argon was added
50 mg of titanocene dichloride (0.2 mmol) and 2 mL of
tetrahydrofuran. The slurry was cooled to -78°C in a

dry ice/acetone bath and 200 μ L of a 2M ether solution of pentylmagnesium bromide (0.4 mmol) was added. After stirring for 15 minutes, 930 μ L of diphenylsilane (5.0 mmol) was added and the reaction mixture was allowed to warm to 0°C. Next 637 μ L of ethyl 2-phenylethanoate (4.0 mmol) was then added and the reaction mixture was allowed to warm to room temperature. After 2 hours, an additional 200 μ L of diphenylsilane was added and the reaction was stirred for 1.5 hours. The catalyst was then quenched by exposure to air until the color changed from dark brown to yellow. 5 mL of tetrahydrofuran and 15 mL of 1N NaOH in MeOH solution were then added. After stirring for 2 hours, the mixture was added to a brine/hexane mixture (150 mL each), shaken vigorously, and the layers were then separated. The aqueous layer was extracted with hexane (2x50 mL), the combined organic extracts were dried over $MgSO_4$, filtered, and concentrated by rotary evaporation. The crude product was purified by flash chromatography (ether:hexane = 3:7), which afforded 397 mg (81% yield) of phenethyl alcohol.

Example 2-B (Alternative method of reducing ethyl 2-phenylethanoate to phenethyl alcohol)

To a dry Schlenk tube under argon was added 50 mg of titanocene dichloride (0.2 mmol) and 2 mL of tetrahydrofuran. The slurry was cooled to -78°C in a dry ice/acetone bath and 250 μ L of a 1.6M hexane solution of n-butyllithium (0.4 mmol) was added. After stirring for 15 minutes, 1.8 mL of triethoxysilane (10 mmol) was added, followed by 500 μ L ethyl

2-phenylethanoate (3.0 mmol), and the reaction mixture was allowed to warm to room temperature. The reaction mixture bubbled vigorously. When the bubbles subsided, the reaction mixture began to warm rapidly, causing tetrahydrofuran to begin refluxing. When the mixture cooled back to room temperature, the catalyst was quenched by exposure to air until the color changed from dark brown to yellow. Next, 5 mL of tetrahydrofuran, 15 mL of EtOH, and 0.6g of NaOH (15 mmol) were then added. After stirring for 2 hours, the mixture was added to a water/ether mixture (150 mL each), shaken vigorously, and the layers were then separated. The aqueous layer was extracted with ether (2x50 mL), the combined organic extracts were dried over MgSO₄, filtered, and concentrated by rotary evaporation. The crude product was purified by flash Chromatography (ether:hexane =1:1), which afforded 300 mg (82% yield) of phenethyl alcohol.

20 Example 3 (Reduction of ethyl 3-phenylpropionate to 3-phenylpropyl alcohol)

To a dry Schlenk tube under argon was added 50 mg of titanocene dichloride (0.2 mmol) and 2 mL of tetrahydrofuran. The slurry was cooled to -78°C in a dry ice/ acetone bath and 250 µL of a 1.6M hexane solution of n-butyllithium (0.4mmol) was added. After stirring for 15 minutes, 930 µL diphenylsilane (5.0 mmol) was added and the reaction mixture was allowed to warm to 0°C. Then 712 µL of ethyl 3-phenylpropionate (4.0 mmol) was added, and the reaction mixture was allowed to warm to room temperature. After 0.5 hour, the catalyst was

deactivated by exposure to air until the color changed from dark brown to yellow. 5 mL of tetrahydrofuran and 15 mL of a solution of 1N NaOH in MeOH were then added. After stirring for 2 hours, 5 the mixture was added to a brine/hexane mixture (150 mL each), shaken vigorously, and the layers were then separated. The aqueous layer was extracted with hexane twice (2x50mL), the combined organic extracts were dried over MgSO₄, filtered, and concentrated by 10 rotary evaporation. The crude product was purified by flash chromatography (ether:hexane = 2:3), which afforded 446 mg (82% yield) of 3-phenylpropyl alcohol.

15 Example 4 (Reduction of N-phenylpyrrolidinone to N-phenylpyrrolidine)

Titanocene dichloride (0.55g, 2.2 mmol) was dissolved in 15 mL of tetrahydrofuran in a nitrogen 20 atmosphere and the solution was cooled to -78°C. Next, 2.8 mL of n-butyl lithium (1.6M) was added to the solution. The reaction mixture was stirred for 15 min and then 9.0 mL of diphenylsilane (49 mmol) was added. The mixture was warmed to room 25 temperature and 3.6g of N-phenylpyrrolidinone (22 mmol) was added to the black solution, which began bubbling and became warm after 1-2 minutes. The reaction mixture was stirred overnight at room 30 temperature and then heated to 55°C for 1 hour. The solution was then poured into 50 mL of ethyl ether and extracted with 1M HCl (5 x 50 mL). The aqueous layer was washed with 50 mL of ethyl ether and a saturated solution of aqueous NaHCO₃ was added to the

aqueous layer until it became basic to pH paper. The solution was then extracted with ethyl ether (5 x 50 mL). An emulsion formed and 50 mL of a saturated NaCl solution was added to the ether and emulsion 5 layer. The ether was decanted away from the emulsion, which was extracted with 75 mL of ethyl ether. The ether solution was then dried over MgSO₄, filtered, and evaporated in vacuo. A yellow-orange oil (3.5 g, 86% pure by GC, 93% crude yield) was 10 obtained. The ¹H NMR spectrum showed that the impurity was a siloxane byproduct from the reaction. The product was again dissolved in ether, extracted into aqueous HCl, and extracted back into ether after neutralizing the acid with NaHCO₃. After drying over 15 MgSO₄, filtration, and concentration in vacuo, 2.3g of N-phenylpyrrolidine as a yellow oil was isolated (72% isolated yield).

Example 5 (Reduction of N-benzylpyrrolidinone to 20 N-benzylpyrrolidine)

Titanocene dichloride (0.28g, 1.1 mmol) was dissolved in 15 mL of tetrahydrofuran in a nitrogen atmosphere, and the reaction mixture was cooled to 25 -78°C, and 2.4 mL of a 1.6M solution of n-butyl-lithium in hexane was added. The reaction mixture was stirred for 15 min and then 4.5 mL diphenylsilane (24 mmol) was added. After warming the reaction mixture to room temperature, 1.8g of 30 N-benzylpyrrolidinone (11 mmol) was added to the black solution, which began bubbling and became warm (i.e., about 30°C) after 1-2 min. The reaction mixture was stirred overnight at room temperature and

then heated to 55°C for 1 hour. The solution was then poured into 50 mL of ethyl ether and extracted with 1 M HCl (3 x 50 mL). The aqueous layer was washed with ether (2 x 25 mL) and then neutralized with a 5 M NaOH solution so that the aqueous layer was basic to pH paper. The product was extracted into ether (3 x 50 mL) and the emulsion that formed was also extracted with ether (50 mL). The combined ether extracts were dried over MgSO₄, filtered, and concentrated in vacuo. N-benzylpyrrolidine was isolated as a yellow oil (1.58 g of 95% pure material, 84% yield).

Example 6 (Reduction of acetophenone to sec -
phenethyl alcohol)

To a dry Schlenk tube under argon was added 37.6 mg (0.15 mmol) of titanocene dichloride and 3 mL of tetrahydrofuran. The slurry was cooled to -78°C and a 1.64 M hexane solution of n-butyllithium (190 µL, 0.3 mmol) was added. After stirring for 15 minutes, triethoxysilane (140 µL, 0.75 mmol) was added. The black mixture was allowed to warm to 0°C, then acetophenone (350 µL, 3.0 mmol), followed by more triethoxysilane (700 µL, 3.75 mmol) were added. The reaction mixture was allowed to stir for 6 hours at room temperature. The Schlenk tube was opened to air and 5 mL of water were added and allowed to stir at room temperature for 1 hour. A solution of 5 M NaOH (1 mL) was added and the mixture was allowed to stir. When the reaction mixture had turned to a white slurry additional 5M NaOH and 5 mL of tetrahydrofuran were added. After stirring for 1

-31-

hour, the mixture was added to a water/ether mixture (150 mL each), shaken vigorously, and the layers were then separated. The aqueous layer was extracted with ether (2x50mL) and the combined organic extracts were 5 dried over MgSO₄, filtered, and concentrated by rotary evaporation. The crude product was purified by flash chromatography (ether:hexane = 1:2), which yielded 295mg (80% yield) of sec-phenethyl alcohol.

10 Example 7 Reduction of acetophenone N-ethyl imine to N-ethyl-1-phenylethylamine

Titanocene dichloride (50 mg, 0.20 mmol) was dissolved in 2 mL of dry toluene in a Schlenk tube 15 under a nitrogen atmosphere. The mixture was cooled to -78°C and a solution of n-butyllithium (250 µL, 0.40 mmol, 1.6 M in hexane) was added. The mixture was warmed to 0°C and stirred until it turned a dark brown color. Phenylsilane (370 µL, 3.0 mmol) was 20 added and the reaction mixture turned blue, then brown, in color. After warming to room temperature, acetophenone N-ethyl imine (294 mg, 2.0 mmol) was added and the mixture was heated to 77°C. After 30 min. the reaction mixture was cooled to room 25 temperature, diluted with 30 mL of ether and 3 mL of 1 M NaOH in methanol and allowed to stir for 1 hour. The resulting mixture was then washed with 20 mL of water and extracted with 1 M HCl (2 x 20 mL). The aqueous layer was separated, basified with 5 M NaOH 30 (until strongly basic to pH paper), and extracted with ether (3 x 30 mL). The ether solution was dried over anhydrous sodium sulfate and concentrated to give 224 mg (1.5 mmol, 75% yield) of N-ethyl-1-phenylethylamine as a yellow oil.

35

Example 8 Asymmetric Reduction of acetophenone
N-methyl imine to N-methyl-1-
phenylethylamine

5 (R,R)-Ethylene-1,2-bis(η^5 -4,5,6,7-tetrahydro-
indenyl) titanium (R)-1,1'-binaphth-2,2'-diolate (53
mg, 0.089 mmol) was dissolved in 4 mL of dry benzene
in a Schlenk tube under a nitrogen atmosphere. The
tube was wrapped in aluminum foil. A solution of
10 n-butyllithium (72 μ L, 0.12 mmol, 1.6 M in hexane)
was added and the mixture was shaken until it turned
a dark red brown color. After 5 minutes phenylsilane
(164 μ L, 1.33 mmol) was added and the reaction
mixture turned blue, then brown, in color. After 10
15 minutes acetophenone N-methyl imine (119 mg, 0.89
mmol) was added. The tube was shaken and left for
about 20 hours at room temperature. The resulting
solution was diluted with 15 mL of ether and 3 mL of
methanol and allowed to stir for 2 hours. The
20 reaction mixture was then washed with 10 mL of water
and extracted with 1 M HCl (2 x 10 mL). The aqueous
layer was separated, basified with 5 M NaOH (until
strongly basic to pH paper), and extracted with ether
(3 x 20 mL). The ether solution was dried over
25 anhydrous sodium sulfate and concentrated to yield 60
mg (0.45 mmol, 50% yield) of N-methyl-1-
phenylethylamine as a yellow oil. The yield for
repeated experiments ranged from 50 to 80%. The
optical rotation showed that the (R)-(+)-enantiomer
30 was obtained.

The enantiomeric excess of the amine so isolated was determined by dissolving the amine (10 mg, 0.074 mmol) in 600 μL CDCl_3 , and then adding triethylamine (19 μL , 0.14 mmol) followed by 5 (S)- α -methoxy- α -(trifluoromethyl)phenylacetyl chloride (16 μL , 0.083 mmol). Integration of the N-methyl peaks in the ^1H NMR spectrum showed a 97% diastereomeric excess for the amide (the peaks were compared to those in the spectrum of the amide 10 prepared in the same manner by the reaction of racemic amine and (S)- α -methoxy- α -(trifluoromethyl) phenylacetyl chloride). The diastereomeric excess for repeated experiments ranged from 97-99%. This indicates that the enantiomeric excess of the amine 15 produced in this procedure is 97-99%.

Example 9 Asymmetric Reduction of indanone
 N-methyl imine to N-methyl-1-indanamine

20 (R,R)-Ethylene-1,2-bis(η^5 -4,5,6,7-tetrahydroindanyl) titanium (R)-1,1'-binaphth-2,2'-diolate (30 mg, 0.050 mmol) was dissolved in 4 mL of dry benzene in a Schlenk tube under a nitrogen atmosphere. The tube was wrapped in aluminum foil. 25 A solution of n-butyllithium (41 μL , 0.065 mmol, 1.6 M in hexane) was added and the mixture was shaken until it turned a dark red brown color. After 5 min. phenylsilane (93 μL , 0.75 mmol) was added and the reaction mixture turned blue, then brown, in color. 30 After 10 minutes indanone N-methyl imine (72.6 mg, 0.50 mmol) was added. The tube was shaken and left for about 20 hours at room temperature. The resulting solution was diluted with 15 mL of ether

and 3 mL of methanol and allowed to stir for 2 hours. The reaction mixture was then washed with 20 mL of water and extracted with 1 M HCl (2 x 20 mL). The aqueous layer was separated, basified with 5 M NaOH (until strongly basic to pH paper), and extracted with ether (2 x 50 mL). The ether solution was dried over anhydrous sodium sulfate and concentrated to yield 65 mg (0.44 mmol, 88% yield) of N-methyl-1-indanamine as a yellow oil. The (-) - 10 enantiomer was obtained.

The enantiomeric excess of the amine so isolated was determined by dissolving the amine (10 mg, 0.074 mmol) in 600 μ L CDCl₃, and then adding 15 triethylamine (19 μ L, 0.14 mmol) followed by (S)- α -methoxy- α -(trifluoromethyl)phenylacetyl chloride (16 μ L, 0.083 mmol). Integration of the proton peaks in the ¹H NMR spectrum showed a 70% diastereomeric excess for the amide (the peaks were 20 compared to those in the spectrum of the amide prepared in the same manner from racemic amine and (S)- α -methoxy- α -(trifluoromethyl) phenylacetyl chloride). This indicates that the enantiomeric excess of the amine produced in this procedure is 70%. 25

Example 10 Reduction (in hydrogen atmosphere) of acetophenone N-benzyl imine to N-benzyl-1- phenylethylamine

30 In a dry Schlenk tube under argon was placed (R,R)-Ethylene-1, 2-bis(η^5 -4,5,6,7-tetrahydroindenyl) titanium (R)-1, 1'-binaphth-2,2'-diolate (25 mg, 0.042 mmol) and THF (4 mL). A solution of

n-butyllithium (53 μ L, 0.084 mmol, 1.6M in hexane) was added and the mixture was stirred for 10 minutes, at which time the color was a dark shade of brown. Phenylsilane (13 μ L, 0.105mmol) was then added and the mixture was stirred for another 10 minutes, the color changing to a darker shade of brown. Acetophenone N-benzyl imine (87 mg, 0.42 mmol) was then added and the reaction vessel was sealed and moved to a dry box. The reaction mixture was transferred to a Parr high pressure reactor, sealed and removed from the dry box. The reactor was charged with hydrogen to 1900 psi and heated to 65°C. After stirring for 48 hours the mixture was opened to air and concentrated. The residue was diluted with diethyl ether (20 mL) and extracted with 1N HCl (3 x 10 mL). The combined aqueous layers were basified with NaOH until strongly basic to pH paper and extracted with diethyl ether (4 x 25 mL). The organic layers were combined, dried over sodium sulfate and concentrated to produce 82-89% yield of N-benzyl-1-phenylethylamine. The enantiomeric excess (ee), as determined by HPLC analysis of the free amine using a Chiralcel OD Column, was 89-92% in favor of the (R)-enantiomer.

25

Example 11 Asymmetric Reduction (in Hydrogen) of
2-acetylfuran N-benzyl imine to
N-benzyl-1-(2-furyl)-ethylamine

30 The procedure of Example 10 was followed to reduce 2-acetylfuran N-benzyl imine (84 mg, 0.42 mmol). This reaction yielded N-benzyl-1-(2-furyl)-ethylamine at 71-84% yield and 26-43% ee as determined in Example 10.

35

Example 12 Asymmetric Reduction (in Hydrogen) of
2-hexanone N-benzyl imine to N-benzyl-2
hexylamine

5 The procedure of Example 10 was followed to
reduce 2-hexanone N-benzyl imine (80 mg, 0.42 mmol).
This reaction yielded N-benzyl-2-hexylamine at 63-97%
yield and 56-62% ee as determined in Example 10.

10 Example 13 Asymmetric Reduction (in Hydrogen) of
2-phenyl-3,4-dihydro-5H-pyrrole to
2-phenylpyrrolidine

 The procedure of Example 10 was followed to
15 reduce 2-phenyl-3,4-dihydro-5H-pyrrole (61 mg., 0.42
mmol). The reaction yielded 2-phenylpyrrolidine at
82% yield and 92-96% ee as determined by GLC of the
Mosher Amides (prepared as described in Example 8)
using a Cyclodex B Column.

20

Example 14: Asymmetric Reduction of Acetophenone to
1-phenylethanol.

 Titanium (IV) isopropoxide (30 μ L, 0.10 mmol)
25 was added to a solution of (R,R)-1,2-bis(benzylamino)-
cyclohexane (29 μ L, 0.10 mmol) and triethoxysilane
(370 μ L, 2.00 mmol) in THF (6 mL) under an argon
atmosphere, followed by rinsing with THF (1 mL).
After 30 minutes at room temperature, the mixture was
30 heated rapidly to the reflux temperature, then
allowed to cool slowly to 45°C. The mixture turned a
dark bluish color. Then acetophenone (118 μ L, 1.01
mmol) was added. The mixture gradually decolorized,

then returned to the dark color. After 16 hours the reaction mixture was quenched with 15% NaOH (4mL). The mixture was diluted with THF and water and allowed to stir vigorously. It became colorless.

5 Five hours later, GC on a poly(phenylmethylsiloxane) column showed the mixture consisted of 96% 1-phenylethanol and 2% acetophenone (the proportion of the diamine was not determined), and GC on a chiral Cyclodex B column showed that the alcohol had

10 an ee of 8% in favor of the (S) enantiomer. The reaction mixture was diluted with ether, and the organic layer was washed with a mixture of 1 N HCl and brine, dried over MgSO₄, evaporated, and dried in vacuo to give 1-phenylethanol, pure by ¹H NMR, in 73%

15 yield.

Example 15: Asymmetric Reduction of Acetophenone to 1-phenylethanol-

20 A mixture of titanium (IV) isopropoxide (15μL, 0.05 mmol) and triethoxysilane (650 μL, 3.50 mmol) in THF (6 mL) was warmed to 46°C. Then (R,R)-1,2-bis(benzylamino)cyclohexane (300μL, 1.03 mmol) was added. A small amount of bubbling

25 occurred. After 12 minutes acetophenone (118 μL, 1.01 mmol) was added, and the bubbling ceased. The reaction mixture turned yellow over a period of hours. After 24 hours reaction time, the mixture was quenched as described above. GC of the reaction

30 mixture showed that all the acetophenone had been consumed, and GC on a chiral column showed that the product, 1-phenylethanol, had an ee of 37% in favor of the (S) enantiomer.

Example 16: Asymmetric Reduction of Acetophenone to
1-phenylethanol-

A mixture of titanium (IV) isopropoxide
5 (90 μ L, 0.3 mmol) and 1,1,4,4-tetraphenyl-2,3-O-
Isopropylidene-D-threitol (280 mg, 0.06 mmol) in THF
(5 mL) under an argon atmosphere was warmed to 45°C.
Then triethoxysilane (1.1 mL, 6 mmol) was added
dropwise. The solution bubbled profusely. After 30
10 minutes the bubbling had subsided and acetophenone
(350 μ L, 3 mmol) was added. After 24 hours the
reaction was quenched by adding THF (5 mL) and 1 N
NaOH (15 mL) and allowed to stir for one hour. The
mixture was then diluted with water and ether (75 ml
15 each) and shaken vigorously. GC on a poly(phenyl-
methylsiloxane) column showed the compound was
greater than 95% 1-phenylethanol, and GC on a chiral
Cyclodex B column showed that the alcohol had an ee
of 33.6% in favor of the (S) enantiomer. The ether
20 layer was collected and dried over MgSO₄ to afford a
milky liquid composed of a mixture of 1-phenylethanol
and 1,1,4,4-tetraphenyl-2,3-O-Isopropylidene-D-
threitol. This was diluted with pentane, filtered
and evaporated to obtain 1-phenylethanol in 62% yield.

25

Experimental Procedure for the Titanium Alkoxide -
Catalyzed Reduction of Esters to Alcohols

General Procedure I: A dry flask equipped with a
30 drying tube (anhydrous CaSO₄) and a magnetic stir bar
was immersed in a 40°C oil bath and charged with
triethoxysilane (1.38 mL, 7.5 mmol) and the ester (3
mmol). Then, titanium (IV) isopropoxide (45 μ L, 0.15
mmol) was added, and the reaction mixture was stirred

at 40°C until GLC analysis of an aliquot taken from it showed complete disappearance of the ester (i.e., about 4 to 18 hours). The reaction mixture was cooled to room temperature and added to THF (7 mL).
5 Aqueous NaOH (1 N, 15 mL) was then added to the solution. After vigorous stirring at room temperature for 1-2 hours, the reaction mixture was added to a water/ether mixture (50 mL each), shaken vigorously, and separated. The aqueous layer was
10 washed with an additional 50 mL of ether, and the combined ether extracts were dried over MgSO₄. Concentration in vacuo afforded the product (often greater than 95% purity as estimated by NMR or GC).

15 Example 17 (Reduction of ethyl decanoate)

General procedure I was followed to reduce ethyl decanoate (696 µL, 3 mmol). The reduction took 6.5 hours at 40°C. Work-up yielded 441 mg (93% yield) of decanol as a clear oil.

20

Example 17-A (Reduction of ethyl decanoate)

A dry Schlenk tube under argon was charged with titanium (IV) ethoxide (32 µL, 0.15 mmol) and triethoxysilane (1.39 mL, 7.5 mmol) and heated to
25 40°C. After 15 min., ethyl decanoate (696 µL, 3 mmol) was added. After 18 hours, the reaction was determined to be complete by GC analysis. Standard work-up afforded 444 mg (93% yield) of decanol as a clear oil.

30

Example 18 (Reduction of ethyl 6-bromohexanoate)

General procedure I was followed to reduce ethyl 6-bromohexanoate (553 μ L, 3.1 mmol). The reduction took 4 hours at 40°C. Work-up yielded 525 mg (97% yield) of 6-bromohexanol as a clear oil.

Example 19 (Reduction of methyl 10-undecenoate)

General procedure I was followed to reduce methyl 10-undecenoate (594 mg, 3 mmol). The reduction took 9 hours at 40°C. Work-up yielded 431 mg (85% yield) of 10-undecen-1-ol as a clear oil.

Example 20 (Preparation of 4-(2-phenylethenyl)morpholine)

15

4-(2-phenylacetyl)morpholine (0.410 g, 2.0 mmol) was dissolved in C_6H_6 (5 mL) under a nitrogen atmosphere and then triethoxysilane (0.92 mL, 5.0 mmol) and titanium (IV) isopropoxide (0.03 mL, 0.1 mmol) were added. The reaction mixture was heated to 60°C for 15 hours. The C_6H_6 was removed in vacuo and the resulting cream colored solid was dissolved in warm (60°C) hexane (3 mL). The hexane solution was cooled to room temperature, and cream colored crystals appeared in the flask. The recrystallization flask was put in an acetone-filled dewar, which was cooled to -78°C overnight. The hexane solution was decanted from the cream colored crystals which were dried in vacuo, and 0.38 g of product was collected, although 1H NMR showed the presence of a silicon byproduct. The material was dissolved in 3 mL of warm hexane (60 °C) and slowly cooled to room

temperature. The hexane was decanted and the product was dried in vacuo to produce 0.24 g (63% yield) of 4-(2-phenylethenyl)morpholine as a cream colored solid.

5

Example 21 (Preparation of 4-(2-[2-thienyl]ethenyl) morpholine

4-(2-[2-thienyl]acetyl) morpholine (0.42 g, 2.0 mmol) was dissolved in C₆H₆ (4 mL) and then
10 triethoxysilane (0.92 mL, 5.0 mmol) and titanium (IV) isopropoxide (0.03 mL, 0.1 mmol) were added. The reaction mixture was heated to 60 °C for 15 hours. The C₆H₆ was removed in vacuo and the resulting yellow solid was dissolved in warm (60°C) hexane (4
15 mL). The hexane solution was cooled to room temperature, and yellow crystals appeared in the flask. The recrystallization flask was put in an acetone-filled dewar, which was cooled to -78°C overnight. The hexane solution was decanted from the
20 yellow crystals. The crystals were washed with cold hexane (3 mL) and recrystallized from hot (60°C) hexane. The flask containing the crystals was put in an acetone-filled dewar, which was cooled to -78°C. The hexane was decanted and the crystals were washed
25 with 2 portions of cold hexane (1 mL). The crystals were dried in vacuo to give 0.28 g (74% yield) of 4-(2-[2-thienyl]ethenyl) morpholine, as yellow crystals.

30 Example 22 (Preparation of N,N-dimethylbenzylamine)

N,N-dimethylbenzamide (0.45 g, 3.0 mmol), triethoxysilane (1.4 mL, 7.5 mmol), titanium (IV) isopropoxide (0.04 mL, 0.15 mmol), and C₆H₆ (0.5 mL)

were added to a flask open to the air and capped with a CaSO₄ drying tube. The reaction mixture was heated to 60°C for 16 hours. The solvent was removed in vacuo and the contents were added to a mixture of 1 M NaOH (20mL) and THF (10mL). This mixture was stirred for 3 hours at room temperature and then poured into ethyl ether and washed with 1 M NaOH (5x50mL). The ether extracts were dried over MgSO₄, filtered and the solvent was removed in vacuo to produce 0.30 g of 10 N,N-dimethylbenzylamine as a yellowish oil (74% yield).

Example 23 (Preparation of N-benzylpyrrole)

N-benzylsuccinimide (0.38 g, 2.0 mmol), 15 triethoxysilane (1.85 mL, 10 mmol), and titanium (IV) isopropoxide (0.06 mL, 0.2 mmol) were dissolved in C₆H₆ (4.0 mL) and the mixture was heated to 60 °C for 16 hours. The solvent was removed in vacuo and the reaction mixture was poured into a mixture of 1 M NaOH (10 mL) and THF (10 mL). This mixture was stirred for 1 hour, poured into ethyl ether (75 mL), and washed with 1 M NaOH (5 x 50 mL). The ether layer was dried over MgSO₄, filtered, and the solvent was removed in vacuo to produce 0.29 g (91 % yield) 25 of N-benzylpyrrole as a yellow oil.

Example 24 (Preparation of Chrysanthemumyl alcohol)

A dry Schlenk tube under argon was charged with trichlorotitanium (IV) isopropoxide (35 mg, 0.25 30 mmol) and triethoxysilane (1.38 mL, 7.5 mmol) and heated to 40°C. Ethyl chrysanthemumate (650 µL, 3 mmol) was then added, and the reaction mixture was stirred at 40°C. After 4 days, the reaction was not

yet complete. An additional 300 μ L of triethoxysilane was added. After an additional 24 hours, standard work-up afforded 429 mg of a yellow oil, a mixture of cis and trans isomers of 5 chrysanthemumyl alcohol.

Example 25 (Preparation of Decanol)

A dry Schlenk tube under argon was charged with 48 mg (0.15 mmol) of niobium (V) ethoxide.

10 Triethoxysilane (1.4 mL, 7.5 mmol) and ethyl decanoate (696 μ L, 3 mmol) were added and the reaction mixture was heated to 50°C. After 3 hours, the reaction was complete, as determined by GLC

15 mixture. THF (8 mL) and aqueous NaOH (1 N, 15mL) were then added, and the mixture was stirred vigorously for 3.5 hours. The reaction was worked up as follows: The reaction mixture was added to a water/ether mixture (50 mL each) and shaken

20 vigorously. The two layers were separated, and the aqueous layer was extracted with an additional 50 mL of ether. The combined organic layers were then dried over MgSO₄, filtered, and concentrated.

Purification by flash chromatography

25 (ether:hexane = 1:1) afforded 370 mg of a clear oil with a flaky precipitate suspension. Filtering the oil through a small plug of Celite® afforded 343 mg (72% yield) of pure decanol (>95% pure by ¹H-NMR analysis).

Example 26 (Preparation of Chrysanthemumyl alcohol)

A dry Schlenk tube under argon was charged with 48 mg (0.15 mmol) of niobium (V) ethoxide. Triethoxysilane (1.4 mL, 7.5 mmol) and ethyl chrysanthemumate (650 μ L, 3 mmol) were added and the reaction mixture was heated to 50°C. After 5 days, the reaction was complete, as determined by GLC analysis of an aliquot taken from the reaction mixture. THF (8 mL) and aqueous NaOH (1 N, 15 mL) were then added, and the mixture was stirred vigorously for 4 hours. The reaction was worked up as in Example 25. Purification by flash chromatography (ether:hexane = 1:1) afforded 320 mg (69% yield) of a yellow oil, a mixture of cis and trans isomers of chrysanthemumyl alcohol (>95% pure by GC analysis).

Example 27 (Preparation of Decanol)

A dry Schlenk tube under argon was charged with 48 mg (0.15 mmol) of neodymium (III) isopropoxide. Triethoxysilane (1.4 mL, 7.5 mmol) and ethyl decanoate (696 μ L, 3 mmol) were added and the reaction mixture was heated to 60°C. After 7 hours exposure of the reaction mixture to air caused a flame, presumably due to SiH₄ gas evolution. After 29 hours, THF (8 mL) and aqueous NaOH (1 N, 15 mL) were added, and the mixture was stirred vigorously for 2.5 hours. The reaction was worked up as in Example 25. Purification by flash chromatography (ether:hexane = 3:7) afforded 114 mg (24% yield) of decanol and 263 mg (44% yield) of recovered starting material (both >95% pure by ¹H-NMR analysis).

Example 28 (Preparation of Decanol)

A dry Schlenk tube under argon was charged with 51 mg (0.15 mmol) of dysprosium (III) isopropoxide. Triethoxysilane (1.4 mL, 7.5 mmol) and 5 ethyl decanoate (696 μ L, 3 mmol) were added and the reaction mixture was heated to 60°C. After 29 hours, GLC analysis of an aliquot taken from the reaction mixture showed 23% conversion. The reaction mixture was then heated to 70°C. After an additional 3 days, 10 THF (8 mL) and aqueous NaOH (1 N, 15 mL) were added, and the mixture was stirred vigorously for 3 hours. The reaction was worked up as in Example 25. Purification by flash chromatography (ether:hexane = 3:7) afforded 224 mg (47% yield) of decanol (>95% 15 pure by ¹H-NMR analysis) and 40 mg of recovered starting material (80% pure by GC, 5.5% yield).

Example 29 (Preparation of 4-phenyl-2-butanol)

A dry Schlenk tube under argon was charged 20 with 48 mg (0.15 mmol) of neodymium (III) isopropoxide. Triethoxysilane (1.4 mL, 7.5 mmol) was added, and the reaction mixture was heated to 60°C. After 0.5 hours, 4-phenyl-2-butanone (450 μ L, 3 mmol) was added. After 24 hours, the reaction was 25 complete, as determined by GLC analysis of an aliquot taken from the reaction mixture. THF (8 mL) and aqueous NaOH (1 N, 15 mL) were added, and the mixture was stirred vigorously for 12 hours. The mixture was added to water and ether (50 mL of each), shaken 30 vigorously, and separated. The aqueous layer was then extracted with an additional 50 mL of ether, and the combined organic layers were dried over MgSO₄. After removal of the drying agent by filtration and

concentration of the solution by rotary evaporation, the crude material was purified by flash chromatography (ether:hexane = 3:7) to afford 245 mg (54% yield) of 4-phenyl-2-butanol (>95% pure by ¹H-NMR analysis).

Example 30 (Preparation of 4-phenyl-2-butanol)

A dry Schlenk tube under argon was charged with 51 mg (0.15 mmol) of dysprosium (III) isopropoxide. Triethoxysilane (1.4 mL, 7.5 mmol) was added, and the reaction mixture was heated to 60°C. After 0.5 hours, 4-phenyl-2-butanone (450 μL, 3 mmol) was added. After 24 hours, the reaction was complete, as determined by GLC analysis of a aliquot taken from the reaction mixture. THF (8 mL) and aqueous NaOH (1 N, 15 mL) were added, and the mixture was stirred vigorously for 12 hours. After work-up as in Example 25, the crude material was purified by flash chromatography (ether:hexane = 3:7) to afford 234 mg (52% yield) of 4-phenyl-2-butanol (>95% pure by ¹H-NMR analysis).

Example 31 (Preparation of 4-phenyl-2-butanol)

A dry Schlenk tube under argon was charged with 37 mg (0.15 mmol) of yttrium (III) isopropoxide (Y₅O(iPrO)₁₃). Triethoxysilane (1.4 mL, 7.5 mmol) was added, and the reaction mixture was heated to 60°C. After 0.5 hours, 4-phenyl-2-butanone (450 μL, 3 mmol) was added. After 24 hours, the reaction was complete, as determined by GLC analysis of an aliquot taken from the reaction mixture. THF (8 mL) and aqueous NaOH (1 N, 15 mL) were added, and the mixture was stirred vigorously for 12 hours. After work-up

as in Example 25, the crude material was purified by flash chromatography (ether:hexane = 3:7) to afford 235 mg of 4-phenyl-2-butanol.

5 With respect to the above examples, it is noted that the reactions were run under an atmosphere of nitrogen, argon or hydrogen, except where otherwise noted. Further, the tetrahydrofuran, diethyl ether and benzene used as reaction solvents
10 in the examples were distilled under argon from sodium/benzophenone ketyl before use. Hexane was deolefinated by stirring over H₂SO₄ and stored over CaH₂ before distillation from sodium/benzophenone ketyl under argon. The titanocene dichloride was
15 purchased from Boulder Scientific Inc. of Mead Colorado, and was used without further purification. The (R,R)-Ethylene-1,2-bis(η^5 -4,5,6,7-tetrahydroindenyl) titanium (R)-1,1'-binaphth-2,2'-diolate catalyst was prepared according to the
20 process of Wild et al., J. Organomet. Chem., 1982, 232, 233.

The above examples are intended to be illustrative of the invention and should not be read
25 to limit the invention to the specific reduction reactions provided in the examples. One skilled in the art will readily appreciate that the invention is applicable to a variety of reduction reactions in which the substrate is an ester, a lactone, a ketone,
30 an amide, or an imine, and that a variety of catalysts may be used in these reduction reactions. While the examples demonstrating the reduction of

esters to alcohols were, where noted, conducted in air, it is understood that such reactions may be conducted in an inert atmosphere, such as argon or nitrogen, as well.

5

What is claimed is:

CLAIMS

1. A process for catalytically reducing organic carbonyl compounds, comprising the steps of:
providing a catalytic amount of an active species of a catalyst selected from the group
5 consisting of a complex of a group 4, 5 or 6 metal which is capable of being converted to a complex in less than its maximum oxidation state, a complex of a group 4, 5 or 6 metal in less than its maximum oxidation state, a group 4, 5 or 6 metal hydride
10 complex, and a group 4, 5 or 6 complex which is capable of being converted into a metal hydride complex;

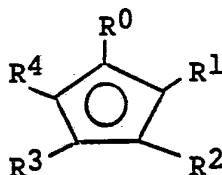
adding a stoichiometric amount of a silane compound to the catalyst;
15 reacting an organic carbonyl substrate with the silane compound in the presence of said catalyst; and
recovering and purifying the reaction product.

20

2. The process of claim 1 wherein the organic carbonyl compounds are selected from the group consisting of acyclic esters, cyclic esters, ketones, amides and imides.

25

3. The process of claim 1 wherein said catalyst is a titanium-containing catalyst selected from the group consisting of $L(L')(L'')Ti$, $L(L')(L'')Ti-X$, $L(L')(L'')(L''')Ti$, $L(L')Ti-X$,
30 $L(L')Ti-X_2$ and $L(L')Ti-H$ where X is a halogen, and where L, L', L'' and L''' can be -OR, -SR, -NR(R'), R, Si(R)(R')(R''), and P(R)(R')(R''), or a cyclopentadienyl group of the structure



5

where R, R' and R" can be hydrogen, alkyl, aryl, hydride or silyl groups, and R⁰, R¹, R², R³ and R⁴ may be hydrogen, alkyl, aryl, trialkylsilyl, triarylsilyl, (dialkyl)arylsilyl, or
10 (diaryl)alkylsilyl groups in any combination.

4. The process of claim 3 wherein the said catalyst is a titanium-containing catalyst selected from the group consisting of bis (trimethyl-
15 phosphine) titanocene, titanocene monochloride, and titanocene dichloride.

5. The process of claim 4 wherein the active species of titanium monochloride and titanium
20 dichloride catalysts are generated by reaction with an organometallic alkylating agent or a reducing agent.

6. The process of claim 5 wherein the
25 organometallic alkylating agent is selected from the group consisting of n-butyllithium and n-pentylmagnesium bromide.

7. The process of claim 1 wherein the
30 silane compound is selected from the group consisting of silane, diphenylsilane, phenylsilane, diethylsilane, dimethylsilane, triethoxysilane, and poly(methylhydrosiloxane).

8. The process of claim 1 wherein the catalyst is present in an amount ranging between about 3 and 10 percent by mole.

5 9. The process of claim 1 wherein an ester substrate is reduced to an alcohol.

10 10. The process of claim 1 wherein a lactone substrate is reduced to a lactol or a diol.

11. The process of claim 1 wherein a ketone substrate is reduced to an alcohol.

15 12. The process of claims 9, 10 or 11 wherein following the step of reacting the substrate with the silane compound in the presence of the catalysts, the process further comprises the step of cleaving silicon from the resulting reaction product.

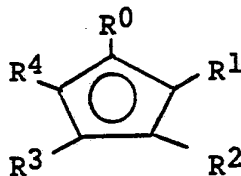
20 13. The process of claim 1 wherein an amide substrate is reduced to an amine, an enamine or a mixture thereof.

25 14. A catalytic asymmetric reduction process, comprising the steps of:

providing a catalytic amount of an active species of an enantiomerically enriched chiral catalyst selected from the group consisting of $M(L)(L')(L'')$, $M(L)(L')(L'')(L''')$,
30 $M(L)(L')(L'')(L''')(L^{iv})$, and $M(L)(L')(L'')(L''')(L^{iv})(L^v)$, where M is a group 3, 4, 5, or 6 metal, a lanthanide or an actinide, and L, L', L'', L''', L^{iv}, L^v, independently, can be some

combination of H, an alkyl group, an aryl group, Si(R)(R')(R''), P(R)(R')(R''), a halogen, -OR, -SR, -NR(R'), or a cyclopentadienyl group having the formula

5



10

where R, R' and R'' may be H, an alkyl, aryl or silyl group and may be different or the same, and where R⁰, R¹, R², R³, and R⁴ may be hydrogen, alkyl, aryl, trialkylsilyl, triarylsilyl, (dialkyl)arylsilyl, or (diaryl)alkylsilyl groups in any combination;

15 adding a silane compound to the catalyst;

reacting a substrate, selected from the group consisting of imines, oximes, hydrazones, oxime O-alkyl ethers, oxime O-aryl ethers, N,N-dialkylhydrazones, N,N-diarylhydrazones, and N-alkyl-N-arylhydrazones, in the presence of said catalyst and the silane compound; and

25 recovering and purifying an amine reaction product having a high level of enantiomeric purity.

15. The process of claim 14 wherein the catalyst is an enantiomerically enriched chiral bis(cyclopentadienyl) titanium complex.

30

16. The process of claim 15 wherein the catalyst is an enantiomerically enriched chiral complex selected from the group consisting of chiral bis(cyclopentadienyl) titanium monohalide complexes, 5 chiral bis(cyclopentadienyl) titanium monoalkoxide complexes, chiral bis(cyclopentadienyl) titanium monoaryloxy complexes, chiral bis(cyclopentadienyl) titanium dihalide complexes, chiral bis(cyclopentadienyl) titanium dialkoxide complexes, chiral 10 bis(cyclopentadienyl) titanium diaryloxy complexes, and chiral bis(cyclopentadienyl) titanium aryloxy alkoxide complexes.

17. The process of claim 16 wherein the 15 catalyst is enantiomerically enriched with a compound selected from the group consisting of (R,R)-Ethylene-1,2-bis (η^5 -4, 5, 6, 7-tetrahydroindenyl) titanium (R)-1,1'-binaphth-2,2'-diolate; or (S,S)-Ethylene-1,2-bis (η^5 -4, 5, 6, 7-tetrahydroindenyl) titanium 20 (S)-1,1'-binaphth-2,2'-diolate.

18. The process of claim 14 wherein the silane compound is selected from the group consisting of silane, diphenylsilane, phenylsilane, 25 diethylsilane, dimethylsilane, triethoxysilane, trimethoxysilane and poly(methylhydrosiloxane).

19. The process of claim 14 wherein the catalyst is present in an amount ranging between 30 about 2.5 and 10 percent by mole.

20. The process of claim 14 wherein an enantiomerically enriched quantity of the catalyst constitutes in excess of 80% of one enantiomer of the catalyst.

5

21. The process of claim 16 wherein the chiral bis(cyclopentadienyl) titanium monohalide, chiral bis(cyclopentadienyl) titanium monoalkoxide, chiral bis(cyclopentadienyl) titanium monoaryloxi-
10 chiral bis(cyclopentadienyl) titanium dihalide, chiral bis(cyclopentadienyl) titanium dialkoxide, chiral bis(cyclopentadienyl) titanium diaryloxi-
and chiral bis(cyclopentadienyl) titanium aryloxi-
alkoxide complexes are activated as catalysts by
15 reaction with an alkylating or reducing agent.

22. The process of claim 21 wherein the alkylating agent is selected from the group consisting of n-butyllithium, n-pentylmagnesium
20 bromide, and sodium acetylde.

23. The process of claim 21 wherein the reducing agent is sodium bis(2-methoxyethoxy) aluminum hydride.

25

24. The process of claim 14 wherein the silane compound is added in a stoichiometric quantity relative to the substrate.

30 25. The process of claim 24 wherein following the step of reacting the substrate in the presence of the catalyst and the silane compound, the process further includes the step of cleaving silicon from the resulting reaction product.

35

26. The process of claim 24 wherein the step of reacting the substrate in the presence of the catalyst and the silane compound is conducted in an atmosphere of an inert gas.

5

27. The process of claim 14 wherein the step of reacting the substrate in the presence of the catalyst and the silane compound is conducted in a hydrogen atmosphere, where the hydrogen acts as a
10 reducing agent.

28. The process of claim 27 wherein the silane compound is present in the range of 0.1 to 5.0 equivalents relative to the catalyst.

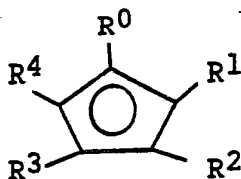
15

29. The process of claim 27 wherein the step of reacting the substrate in the presence of the catalyst and the silane compound, in a hydrogen atmosphere, is conducted in a pressure reactor at
20 pressure in excess of 1 atmosphere.

30. A process for the catalytic reduction of a substrate to yield an amine, comprising the steps of:

25 providing a catalytic amount of an active species of a catalyst selected from the group consisting of $M(L)(L')(L'')$, $M(L)(L')(L'')(L''')$, $M(L)(L')(L'')(L''')(L^{iv})$, and $M(L)(L')(L'')(L''')(L^{iv})(L^v)$, where M is a group 3, 4, 5, or 6 metal, a
30 lanthanide or an actinide, and L, L', L'', L''', L^{iv}, L^v, independently, can be some combination of H, an alkyl group, an aryl group, Si(R)(R')(R''), P(R)(R')(R''), a halogen, -OR, -SR, or -NR(R'), or a cyclopentadienyl group having the formula

35



5

where R, R' and R" may be H, an alkyl, aryl, or silyl group and may be different or the same, and where R⁰, R¹, R², R³, and R⁴ may be hydrogen, alkyl, aryl, trialkylsilyl, triarylsilyl, (dialkyl)arylsilyl, or
10 (diaryl)alkylsilyl groups in any combination;

adding a silane compound to the catalyst;

reacting a substrate, selected from the group consisting of imines, oximes, hydrazones, oxime
15 O-alkyl ethers, oxime O-aryl ethers,

N,N-dialkylhydrazones, N,N-diarylhydrazones, N-alkyl-N-arylhydrazones, in the presence of said catalyst and the silane compound; and

recovering and purifying an amine
20 reaction product.

31. The process of claim 30 wherein the catalyst is a titanium-containing catalyst selected from the group consisting of titanocene monochloride
25 and titanocene dichloride.

32. The process of claim 31 wherein active species of titanium monochloride and titanium dichloride catalysts are generated by reaction with
30 an organometallic alkylating agent or a reducing agent.

33. The process of claim 32 wherein the organometallic alkylating agent is selected from the group consisting of n-butyllithium, n-pentylmagnesium bromide, and sodium acetylide.

5

34. The process of claim 32 wherein the reducing agent is sodium bis(2-methoxyethoxy)-aluminum hydride.

10

35. The process of claim 30 wherein the silane compound is selected from the group consisting of silane, diphenylsilane, phenylsilane, diethylsilane, dimethylsilane, triethoxysilane, trimethoxysilane, and poly(methylhydrosiloxane).

15

36. The process of claim 30 wherein the silane compound is added in a stoichiometric quantity relative to the substrate.

20

37. The process of claim 36 wherein the step of reacting the substrate in the presence of the catalyst and the silane compound is conducted in an atmosphere of an inert gas.

25

38. The process of claim 30 wherein the step of reacting the substrate in the presence of the catalyst and the silane compound is conducted in a hydrogen atmosphere, where the hydrogen acts as a reducing agent.

30

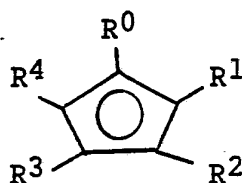
39. The process of claim 38 wherein the silane compound is present in the range of 0.1 to 5.0 equivalents relative to the catalyst.

40. The process of claim 38 wherein the step of reacting the substrate in the presence of the catalyst and the silane compound, in a hydrogen atmosphere, is conducted in a pressure reactor at a 5 pressure in excess of 1 atmosphere.

41. The process of claim 30 wherein the catalyst is present in an amount ranging between about 2.5 and 10 percent by mole, relative to the 10 amount of substrate.

42. The process of claim 36 wherein following the step of reacting the substrate in the presence of the catalyst and the silane compound, 15 the process further comprises the step of cleaving silicon from the resulting reaction product.

43. A catalytic asymmetric reduction process, comprising the steps of:
 20 providing a mixture of (i) a catalytic amount of an active species of a catalyst selected from the group consisting of $M(L)(L')(L'')$, $M(L)(L')(L'')(L''')$, $M(L)(L')(L'')(L''')(L^{iv})$, and $M(L)(L')(L'')(L''')(L^{iv})(L^v)$, where M is a group 3, 4, 25 5, or 6 metal, a lanthanide or an actinide, and L, L', L'', L''', L^{iv}, L^v, independently, can be some combination of H, an alkyl group, an aryl group, Si(R)(R')(R''), P(R)(R')(R''), a halogen, -OR, -SR, or -NR(R'), or a cyclopentadienyl group having the 30 formula



where R, R' and R" may be H, an alkyl, aryl, or silyl group and may be different or the same, and where R⁰, R¹, R², R³, and R⁴ may be hydrogen, alkyl, aryl, trialkylsilyl, triarylsilyl, (dialkyl)arylsilyl, or
5 (diaryl)alkylsilyl groups in any combination; (ii) an enantiomerically enriched chiral additive selected from the group consisting of amines, diamines, alcohols, diols, organic acids, organic diacids, thiols and phosphines; and (iii) a silane compound;
10 reacting a substrate, selected from the group consisting of ketones, imines, oximes, hydrazones, oxime O-alkyl ethers, oxime O-aryl ethers, N,N-dialkylhydrazones, N,N-diarylhydrazones, and N-alkyl-N-arylhydrazones in the presence of the
15 mixture; and
recovering and purifying a reaction product enriched in one enantiomer.

44. The process of claim 43 wherein the
20 catalyst is selected from the group consisting of metal alkoxides and metal aryloxides.

45. The process of claim 44 wherein the catalyst is selected from the group consisting of
25 titanium (IV) isopropoxide, titanium (IV) ethoxide, titanium (IV) propoxide, titanium (IV) methoxide, and trichlorotitanium (IV) isopropoxide.

46. The process of claim 43 wherein the
30 silane compound is selected from the group consisting of silane, diphenylsilane, phenylsilane, diethylsilane, dimethylsilane, triethoxysilane, trimethoxysilane and poly(methylhydrosiloxane).

47. The process of claim 43 wherein the catalyst is present in an amount ranging between about 2.5 and 10 mole %, relative to the amount of substrate.

5

48. The process of claim 43 wherein the chiral additive is present in an amount ranging between about 0.1 and 100 mole %, relative to the amount of substrate.

10

49. The process of claim 48 wherein the chiral additive is selected from the group consisting of (1R, 2R)-diaminocyclohexane; (1S, 2S)-diaminocyclohexane; (R)-1,1'-Bi-2-naphthol, (S)-1,1'-Bi-
15 2-naphthol; (1R,2S)-ephedrine; (1S,2R)-ephedrine; and 1,1,4,4-tetraphenyl-2,3-O-isopropylidene-D-threitol.

50. The process of claim 43 wherein the silane compound is added in a stoichiometric quantity
20 relative to the substrate.

51. The process of claim 50 wherein the step of reacting the substrate in the presence of the catalyst and silane compound is conducted in an
25 atmosphere of an inert gas.

52. The process of claim 50 wherein following the step of reacting the substrate in the presence of the mixture, the process further includes
30 the step of cleaving silicon from the resulting reaction product.

53. The process of claim 43 wherein the step of reacting the substrate in the presence of the mixture is conducted in a hydrogen atmosphere, where the hydrogen acts as a reducing agent.

5

54. The process of claim 53 wherein the silane compound is present in the range of 0.1 to 5.0 equivalents relative to the catalyst.

10

55. The process of claim 54 wherein the step of reacting the substrate in the presence of the mixture in a hydrogen atmosphere is conducted in a pressure reactor at a pressure in excess of 1 atmosphere.

15

56. A process for catalytically reducing organic carbonyl compounds, comprising the steps of:
providing a stoichiometric quantity of a silane reducing agent, a catalytic amount of a catalyst selected from the group consisting of $M(L)(L')(L'')$, $M(L)(L')(L'')(L''')$, $M(L)(L')(L'')(L''')(L^{IV})$, and $M(L)(L')(L'')(L''')(L^{IV})(L^V)$, where M is a group 3, 4, 5 or 6 metal, a lanthanide or an actinide and L, L', L'', L''', L^{IV}, L^V, independently, can be some combination of H, an alkyl group, an aryl group, a silyl group, $P(R)(R')(R'')$, a halogen, -OR, -SR, or -NR(R'), where R, R', and R'' may be H, an alkyl, aryl, or silyl group and may be different or the same, and a stoichiometric quantity of an organic carbonyl substrate selected from the group consisting of esters, lactones, amides and imides;

reacting the organic carbonyl substrate, in the presence of the catalyst and the silane compound at a temperature between 25° and 80°; and

recovering and purifying the reaction product.

57. The process of claim 56 wherein the catalyst is a metal alkoxide or a metal aryloxi-
5 complex.

58. The process of claim 57 wherein said catalyst is selected from the group consisting of
10 titanium (IV) isopropoxide, titanium (IV) ethoxide, trichlorotitanium (IV) isopropoxide, niobium (V) ethoxide, neodymium (III) isopropoxide, dysprosium (III) isopropoxide, and yttrium (III) isopropoxide.

59. The process of claim 56 wherein the silane reducing agent is selected from the group
15 consisting of silane, diphenylsilane, phenylsilane, diethylsilane, dimethylsilane, triethoxysilane, trimethoxysilane, and poly(methylhydrosiloxane).

20

60. The process of claim 56 wherein the silane reducing agent is present in an amount ranging from about 100 to 300 percent by mole, relative to the substrate.

25

61. The process of claim 56 wherein the catalyst is present in an amount ranging between about 3 and 10 percent by mole, relative to the substrate.

30

62. The process of claim 56 wherein an ester substrate is reduced to an alcohol.

63. The process of claim 56 wherein a lactone substrate is reduced to a diol.

64. The process of claim 56 wherein a ketone substrate is reduced to an alcohol.

65. The process of claim 56 wherein an amide substrate, having an alpha hydrogen, is reduced to an enamine.

10

66. The process of claim 56 wherein an amide substrate is reduced to an amine.

67. The process of claim 56 wherein an imide substrate is reduced to a dienamine.

68. A process for the catalytic asymmetric reduction of ketones, comprising the steps of:
providing a mixture of (i) a catalytic amount of an active species of a catalyst selected from the group consisting of a $M(L)(L')(L'')$, $M(L)(L')(L'')(L''')$, $M(L)(L')(L'')(L''')(L^{iv})$, and $M(L)(L')(L'')(L''')(L^{iv})(L^v)$, where M is a group 3, 4, 5 or 6 metal, a lanthanide or an actinide, and L, L', L'', L''', L^{iv}, L^v, independently, can be some combination of H, an alkyl group, an aryl group, a silyl group, P(R)(R')(R''), a halogen, -OR, -SR, or -NR(R'), where R, R', and R'' may be H, an alkyl, aryl, or silyl group and may be different or the same, (ii) a stoichiometric amount of a silane compound, and (iii) an enantiomerically enriched chiral additive selected from the group consisting of amines, diamines, alcohols, diols, organic acids, organic diacids, thiols, and phosphines;

20
25
30

-64-

reacting a ketone substrate in the presence of the mixture; and

recovering and purifying an alcohol reaction product enriched in one enantiomer.

5

69. The process of claim 68 wherein the catalyst is selected from the group consisting of metal alkoxides and metal aryloxides.

10

70. The process of claim 69 wherein the catalyst is selected from the group consisting of titanium (IV) isopropoxide, trichlorotitanium (IV) isopropoxide, titanium (IV) ethoxide, titanium (IV) methoxide, and titanium (IV) butoxide.

15

71. The process of claim 68 wherein the silane compound is selected from the group consisting of silane, diphenylsilane, phenylsilane, diethylsilane, dimethylsilane and triethoxysilane, 20 trimethoxysilane and poly(methylhydrosiloxane).

72. The process of claim 68 wherein the catalyst is present in an amount ranging between about 2.5 and 10 percent by mole, relative to the 25 amount of substrate.

73. The process of claim 68 wherein the amount of chiral additive is present in an amount ranging between about 0.1 and 100 mole %, relative to 30 the amount of substrate.

74. The process of claim 73 wherein the chiral additive is selected from the group consisting

of (1R, 2R)-diaminocyclohexane; (1S,
2S)-diaminocyclohexane; (R)-1, 1'-Bi-2-naphthol,
(S)-1,1'-Bi-2-naphthol; (1R,2S)-ephedrine;
(1S,2R)-ephedrine; and 1,1,4,4-tetraphenyl-2,
5 3-O-isopropylidene-D-threitol.