



US00D974538S

(12) **United States Design Patent**
Eide

(10) **Patent No.:** **US D974,538 S**

(45) **Date of Patent:** **** Jan. 3, 2023**

(54) **LOCKING BRACKET FOR AN AIR PURIFICATION DEVICE**
(71) Applicant: **DBG GROUP INVESTMENTS, LLC,**
Dallas, TX (US)

D950,685 S * 5/2022 Lan D23/234
D950,776 S * 5/2022 Shaffer D25/126
D950,946 S * 5/2022 Smith D3/222
D953,582 S * 5/2022 Sudo D25/133
D954,546 S * 6/2022 Smith D8/382
D959,250 S * 8/2022 Stahl D8/382
D959,251 S * 8/2022 Stahl D8/382
2012/0317944 A1* 12/2012 Lise B01D 46/0001
55/499

(72) Inventor: **Andrew Eide,** Rockwall, TX (US)

(**) Term: **15 Years**

(Continued)

(21) Appl. No.: **29/721,677**

Primary Examiner — Karen S Acker

Assistant Examiner — Jonathan E Fiencke

(22) Filed: **Jan. 22, 2020**

(74) *Attorney, Agent, or Firm* — Workman Nydegger;

(51) **LOC (14) Cl.** **23-04**

Logan Christenson; John Guynn

(52) **U.S. Cl.**

USPC **D23/363**

(57) **CLAIM**

(58) **Field of Classification Search**

USPC D8/382; D23/209, 230, 233–234,
D23/262–266, 301, 341, 354, 358, 365;
D25/2, 122–126, 133–134

The ornamental design for a locking bracket for an air purification device, as shown and described.

CPC B01D 46/00; B01D 46/10; F02M 35/04;
F02M 35/10; F02M 35/024

DESCRIPTION

See application file for complete search history.

FIG. 1 illustrates a perspective view of a locking bracket for an air purification device showing the new design; FIG. 2 illustrates a front elevation view thereof; FIG. 3 illustrates a rear elevation view thereof; FIG. 4 illustrates a top plan view thereof; FIG. 5 illustrates a bottom plan view thereof; FIG. 6 illustrates a right side elevation view thereof; FIG. 7 illustrates a left side elevation view thereof; and, FIG. 8 illustrates a cross-sectional view thereof taken in the direction of line 8-8 in FIG. 2.

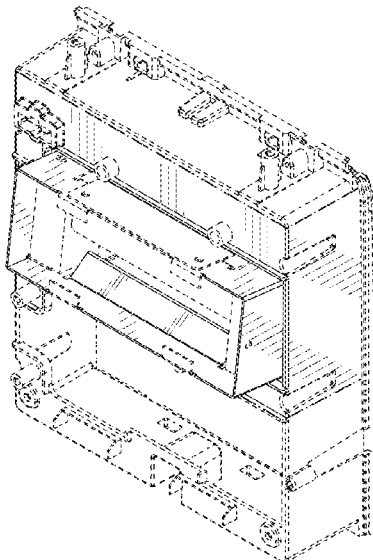
(56) **References Cited**

U.S. PATENT DOCUMENTS

D546,978 S * 7/2007 Ye D25/124
D622,836 S * 8/2010 Deflorian D23/366
D712,021 S * 8/2014 You D23/354
D874,619 S * 2/2020 Simon F24F 11/30
D23/262
D898,950 S * 10/2020 Weber D25/124
D910,158 S * 2/2021 Kim D23/365
D914,863 S * 3/2021 Jeon F24F 11/30
D23/364
D917,726 S * 4/2021 Nelson D25/124
D928,303 S * 8/2021 Hanson B01D 46/0001
D23/365
D938,567 S * 12/2021 Du B01D 46/0005
D23/365
D944,375 S * 2/2022 Weiss B32B 7/08
D23/354

The evenly spaced broken lines and unshaded areas depict portions of the locking bracket for an air purification device that form no part of the claimed design. The dot-dash-dot broken lines denote the boundaries of the claimed design and form no part thereof. In FIG. 2, the dot-dash-dot broken lines denote the direction of the cross-sectional view of FIG. 8 and form no part of the claimed design.

1 Claim, 4 Drawing Sheets



(56)

References Cited

U.S. PATENT DOCUMENTS

2018/0161713 A1* 6/2018 Cho B01D 46/0005
2021/0162323 A1* 6/2021 Hjertqvist B01D 29/05

* cited by examiner

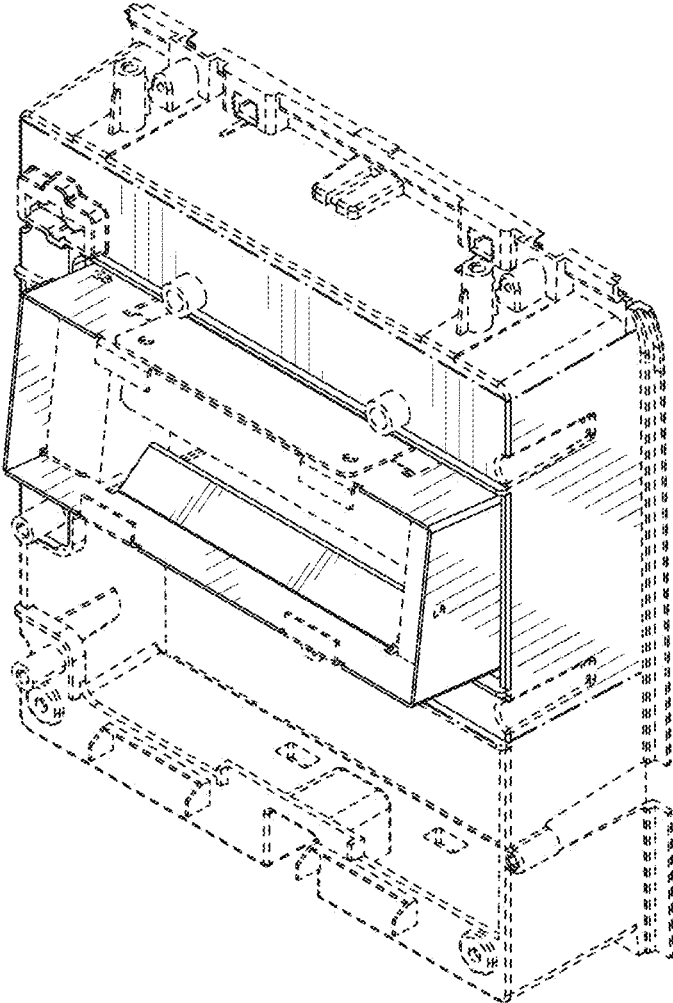


FIG. 1

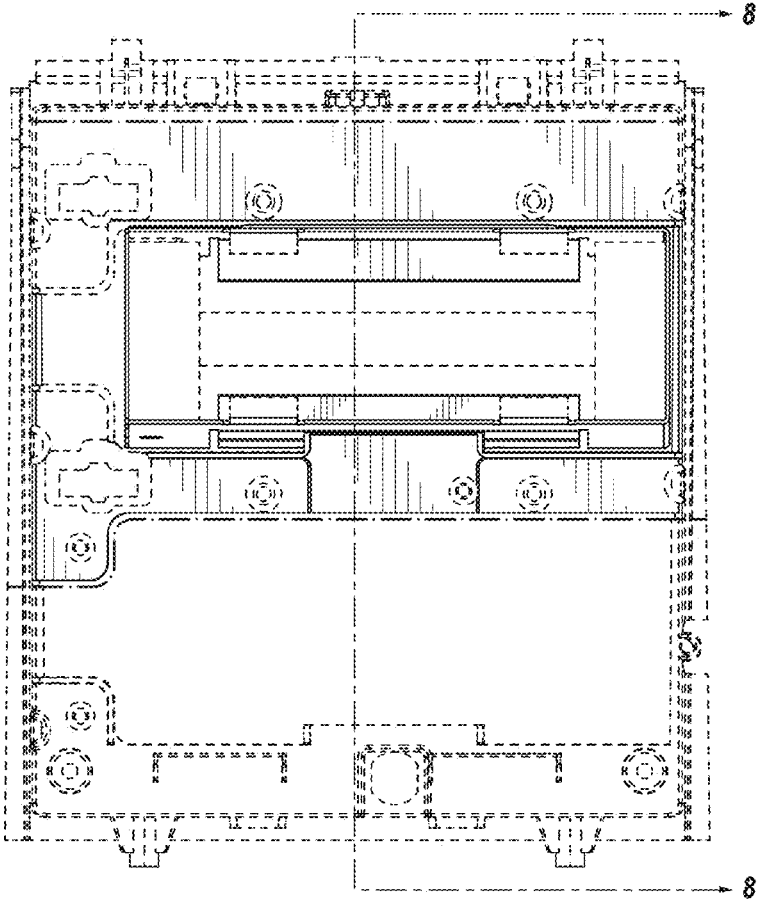


FIG. 2

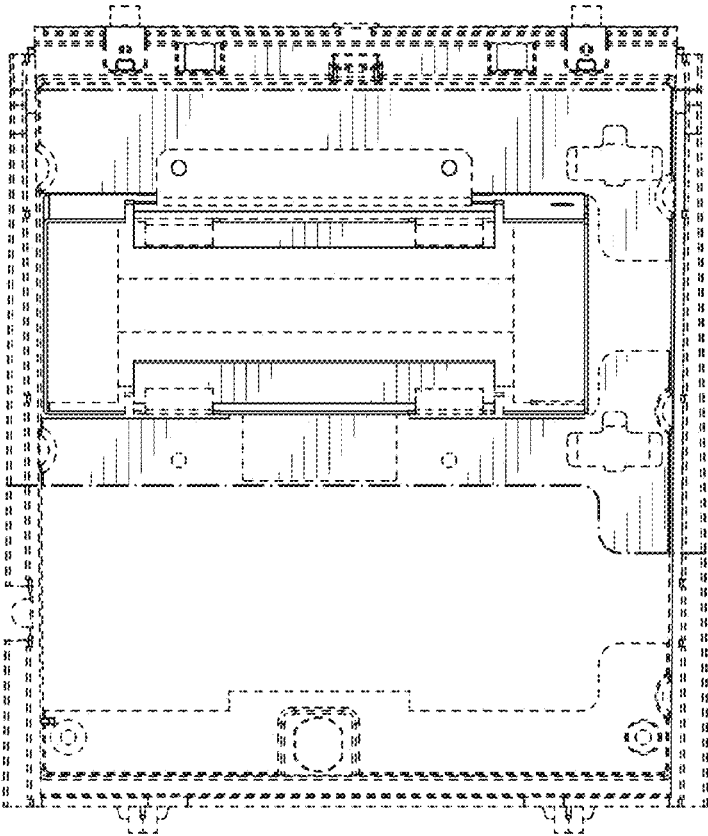


FIG. 3

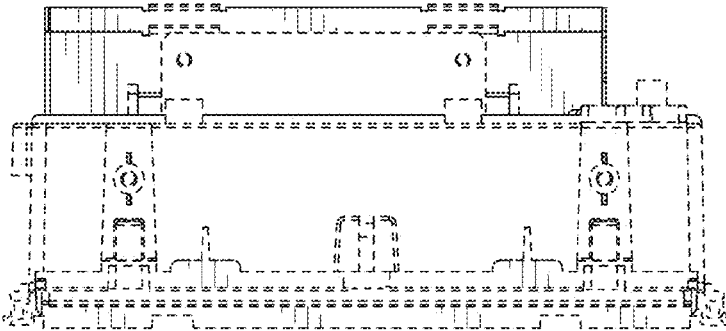


FIG. 4

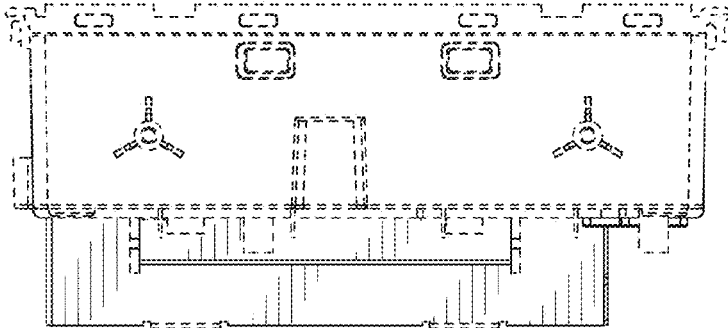


FIG. 5

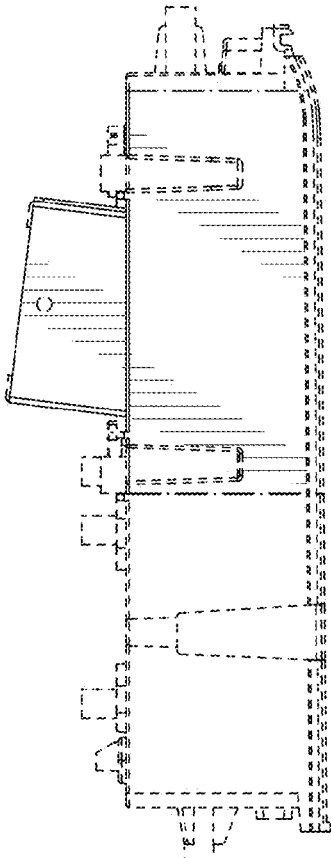


FIG. 6

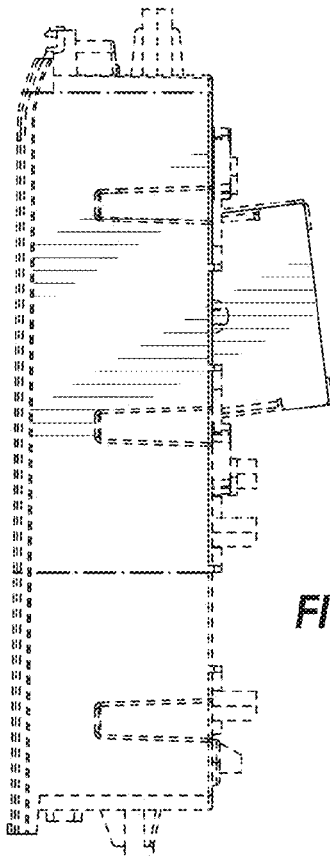


FIG. 7

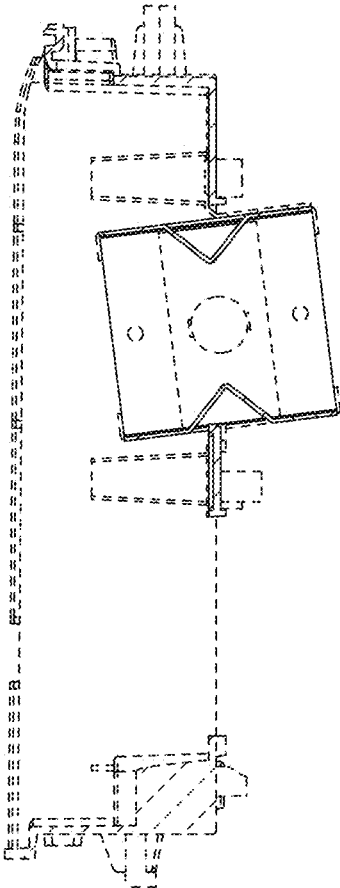


FIG. 8