



US00D878644S

(12) **United States Design Patent**
Lai

(10) **Patent No.:** **US D878,644 S**

(45) **Date of Patent:** **** Mar. 17, 2020**

(54) **AUTOMOBILE HEADLIGHT**
(71) Applicant: **Ching-Tsung Lai**, Tainan (TW)
(72) Inventor: **Ching-Tsung Lai**, Tainan (TW)
(**) Term: **15 Years**
(21) Appl. No.: **29/668,988**

D714,476 S *	9/2014	Lai	D26/28
D715,978 S *	10/2014	Loeb	D26/28
D776,310 S *	1/2017	Mackay	D26/28
D791,987 S *	7/2017	Lin	D26/28
D797,324 S *	9/2017	Lai	D26/28
D812,791 S *	3/2018	Wu	D26/28
D842,510 S *	3/2019	Kang	D26/28
D849,283 S *	5/2019	Lin	D26/28
D855,847 S *	8/2019	Badstuebner	D26/28
D855,848 S *	8/2019	Lai	D26/28
D857,954 S *	8/2019	Han	D26/28

(22) Filed: **Nov. 4, 2018**
(51) **LOC (12) Cl.** **26-06**
(52) **U.S. Cl.**
USPC **D26/28**
(58) **Field of Classification Search**
USPC D26/28-36; 345/459-468, 475-478,
345/485-487
CPC F21S 48/00; F21S 48/10; F21S 48/115;
F21S 48/225; F21S 48/1233; F21S
48/1266; F21S 48/1388; F21S 48/2268;
F21V 21/04
See application file for complete search history.

* cited by examiner

Primary Examiner — Angela J Lee
(74) *Attorney, Agent, or Firm* — Alexander Chen, Esq.;
Inhouse Co. Law Firm

(57) **CLAIM**

The ornamental design for an automobile headlight, as shown and described.

DESCRIPTION

FIG. 1 is a perspective view of an automobile headlight; FIG. 2 is a front view thereof; and, FIG. 3 is a side view thereof.

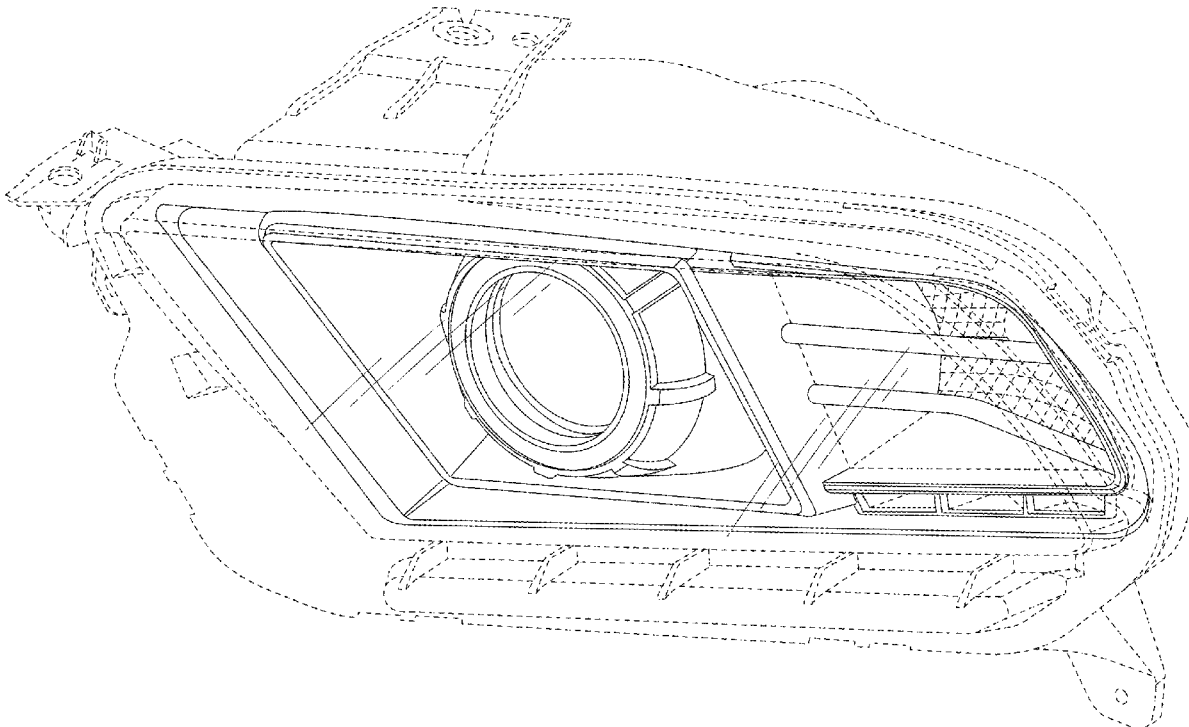
The broken lines are included to show environmental structure and form no part of the claimed design. The drawings and descriptions represent the left side embodiment. The claim is also for a mirror image right side embodiment.

(56) **References Cited**

U.S. PATENT DOCUMENTS

D624,217 S	9/2010	Saridakis	
D673,313 S *	12/2012	Bieling D26/28
D681,852 S	5/2013	Behmer	

1 Claim, 3 Drawing Sheets



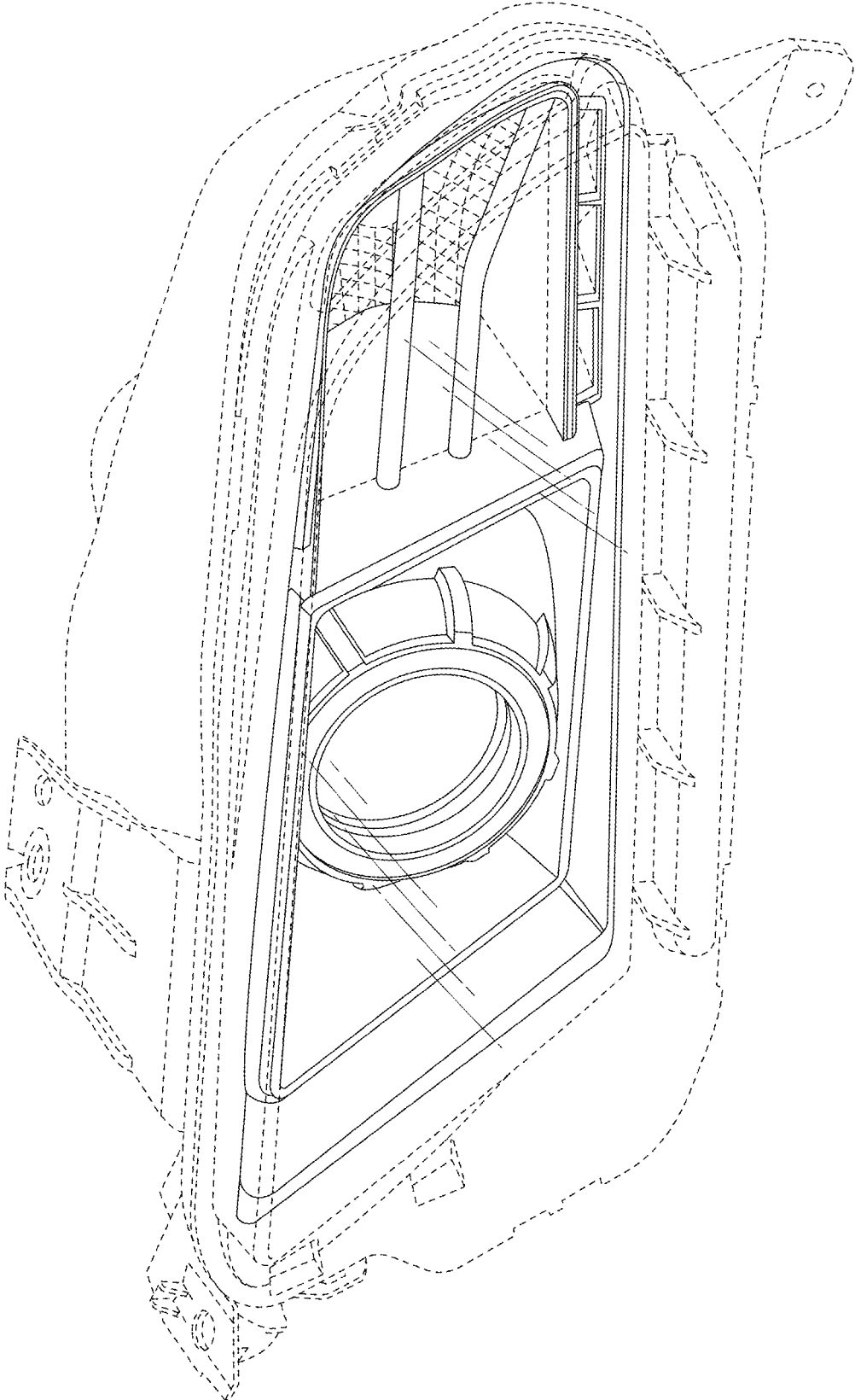


FIG. 1

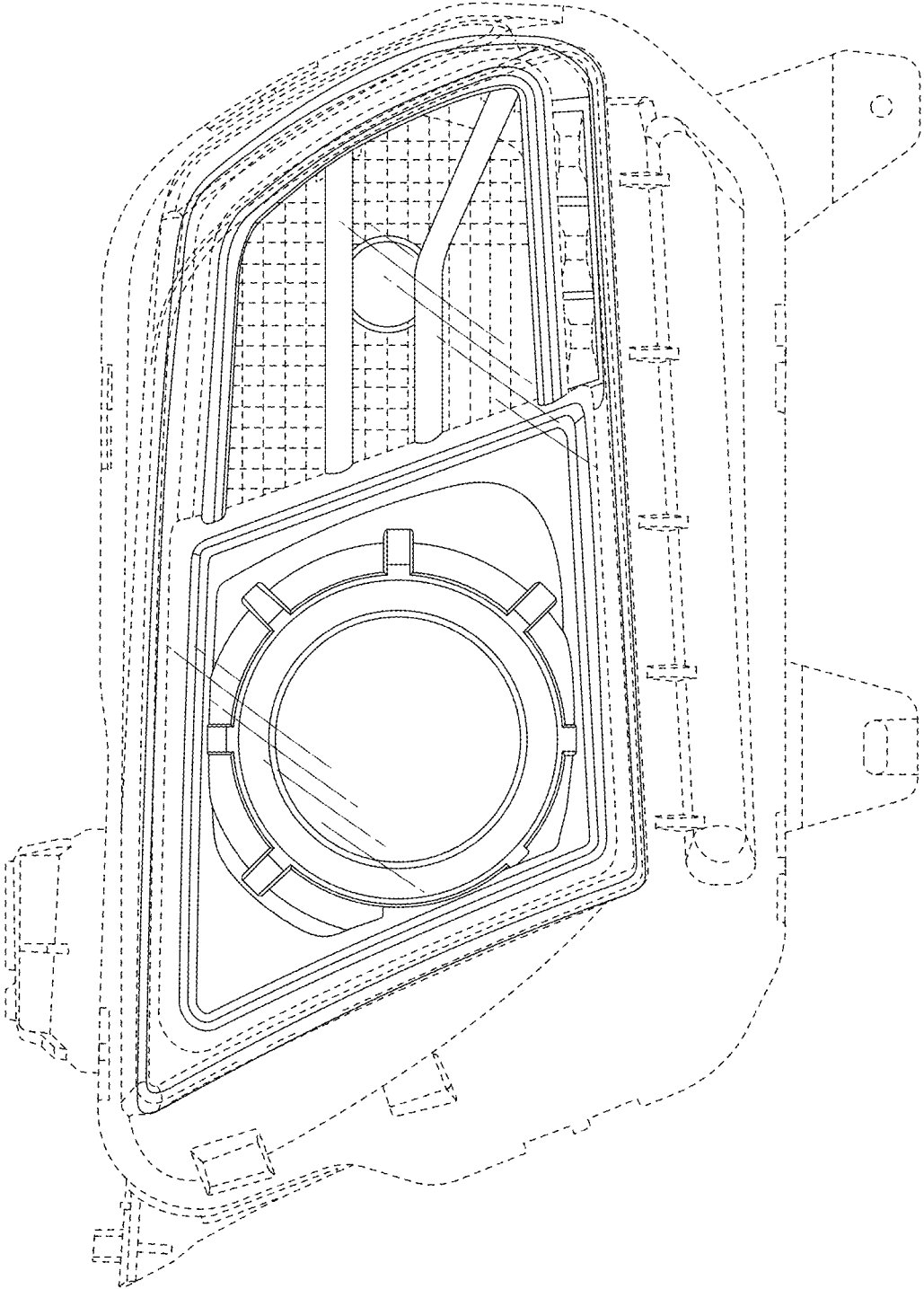


FIG. 2

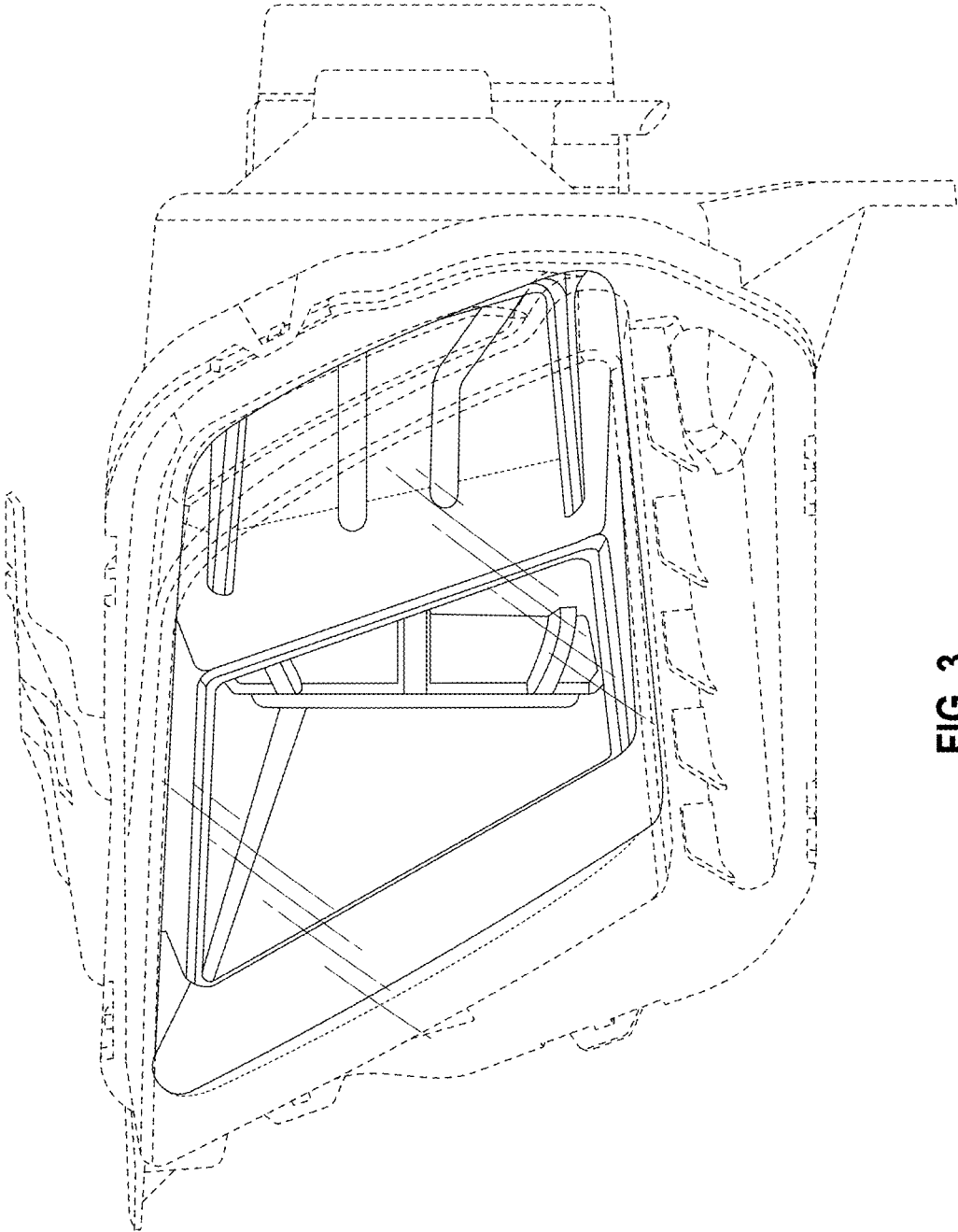


FIG. 3