

(12) **United States Design Patent** (10) **Patent No.:** **US D785,802 S**  
**Hyde et al.** (45) **Date of Patent:** **\*\* May 2, 2017**

(54) **CARDIOPULMONARY BYPASS SYSTEM SUPPORT STRUCTURE**

(71) Applicant: **MAQUET Cardiopulmonary AG**, Rastatt (DE)

(72) Inventors: **Aidan Hyde**, Collingswood, NJ (US);  
**Daniel Medart**, Hillsdale, NJ (US);  
**Daniel A. Walters**, Rockaway Township, NJ (US)

(73) Assignee: **MAQUET CARDIOPULMONARY AG**, Rastatt (DE)

(\*\*) Term: **15 Years**

(21) Appl. No.: **29/526,779**

(22) Filed: **May 13, 2015**

(51) **LOC (10) Cl.** ..... **24-01**

(52) **U.S. Cl.**  
 USPC ..... **D24/169; D24/185**

(58) **Field of Classification Search**  
 USPC ..... D24/107, 108, 111, 169, 185, 186  
 CPC .... A61M 1/16; A61M 1/1601; A61M 1/1621;  
 A61M 1/1654; A61M 1/36; A61M  
 1/3693; A61M 1/3696; A61M 2209/084;  
 A61M 2205/502; A61M 2205/505; A16B  
 50/10; A16B 50/13; A16B 50/15  
 See application file for complete search history.

(56) **References Cited**

**U.S. PATENT DOCUMENTS**

D299,531 S *	1/1989	Troutner	.....	D24/169
5,641,144 A *	6/1997	Hendrickson	.....	A61M 1/16 128/DIG. 26
D395,085 S *	6/1998	Kenley	.....	D24/169
D615,724 S *	5/2010	Girard	.....	D24/185
D616,551 S *	5/2010	Fallon	.....	D24/185
D619,723 S *	7/2010	Lambalot	.....	D24/185
D678,895 S	3/2013	Ebler et al.		

D752,231 S *	3/2016	Halter	.....	D24/185
2004/0064080 A1 *	4/2004	Cruz	.....	A61M 1/16 604/5.04
2009/0012455 A1 *	1/2009	Childers	.....	A61M 1/28 604/29
2014/0127063 A1	5/2014	Petersen et al.		

**OTHER PUBLICATIONS**

Sorin | S5 System Operating Instructions, Sorin Group Deutschland GmbH, 2006, 2007.  
 Sorin article, <http://www.sorin.com/products/cardiac-surgery/perfusion/hlm/s5>, printed on Jun. 13, 2015, 11 pages.  
 Hessel, Eugene A., "Circuitry and Cannulation Techniques", Chapter 5, *Cardiopulmonary Bypass: Principles and Practices*, edited by Glenn P. Gravlee, 3rd edition, 2008, pp. 63-65.

\* cited by examiner

*Primary Examiner* — Anhdao Doan

(74) *Attorney, Agent, or Firm* — Wesley Scott Ashton; Kirk Swenson

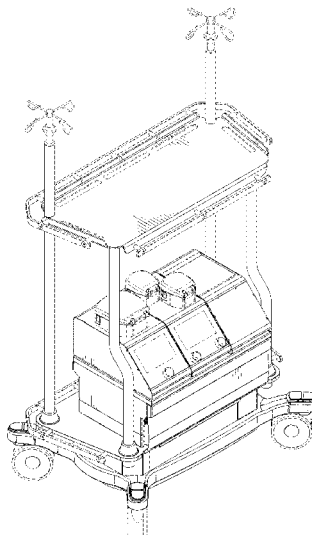
(57) **CLAIM**

The ornamental design for a cardiopulmonary bypass system support structure, as shown and described.

**DESCRIPTION**

FIG. 1 is a front perspective view of a cardiopulmonary bypass system support structure;  
 FIG. 2 is a rear perspective view thereof;  
 FIG. 3 is a front view thereof;  
 FIG. 4 is a rear view thereof;  
 FIG. 5 is a right side view thereof;  
 FIG. 6 is a left side view thereof;  
 FIG. 7 is a top view thereof; and,  
 FIG. 8 is a bottom view thereof.  
 The broken lines illustrate portions of the cardiopulmonary bypass system support structure that form no part of the claimed design.

**1 Claim, 7 Drawing Sheets**



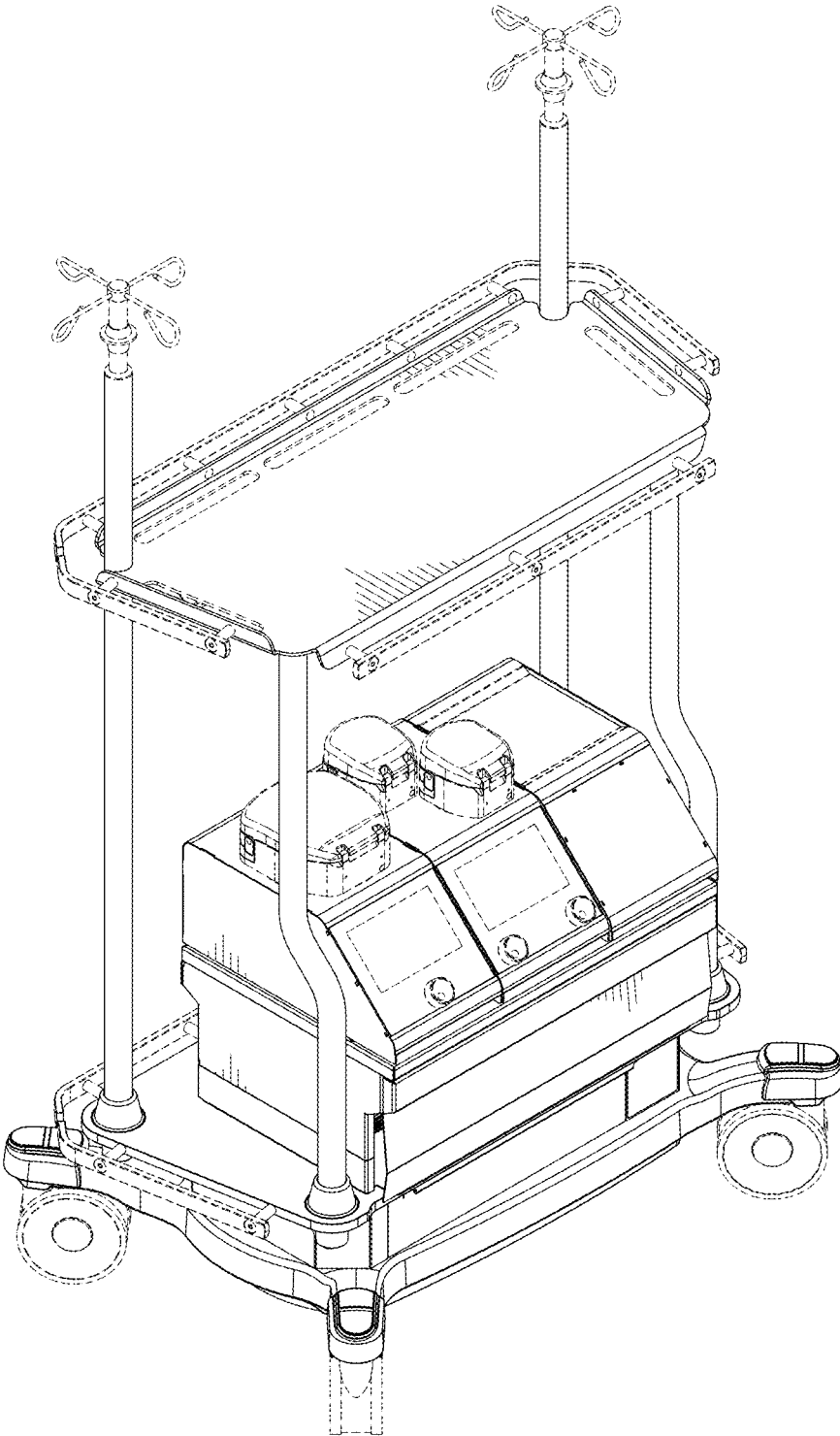


FIG. 1

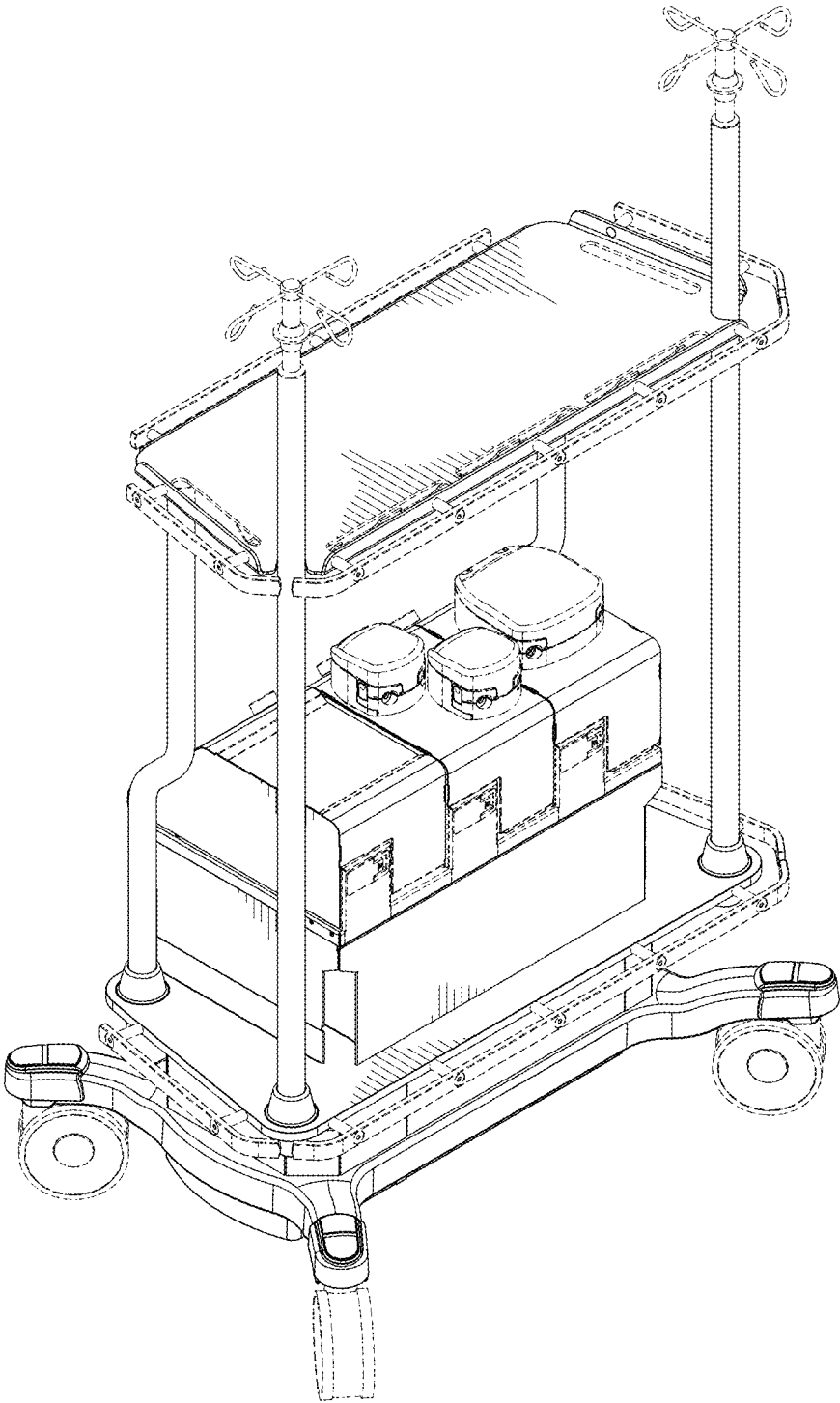


FIG. 2

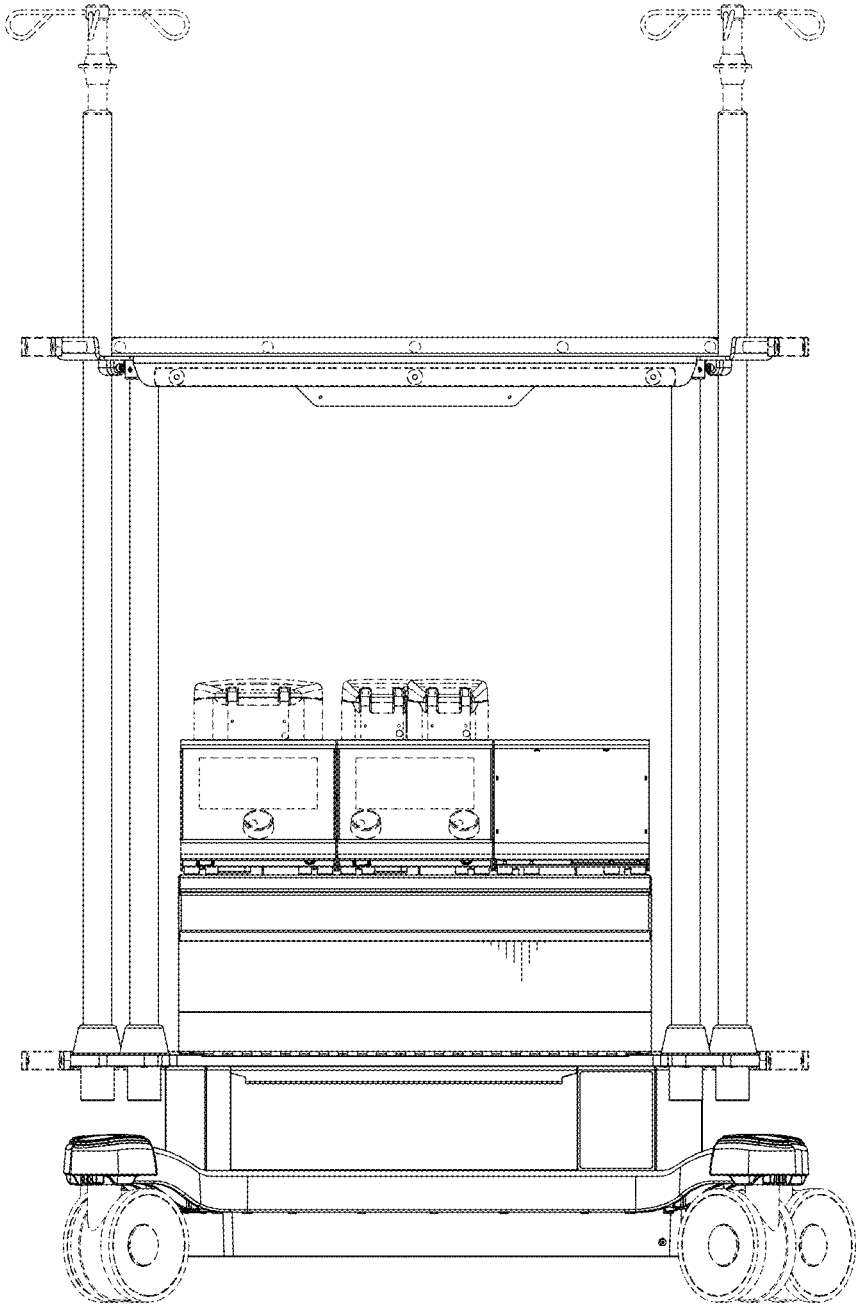


FIG. 3

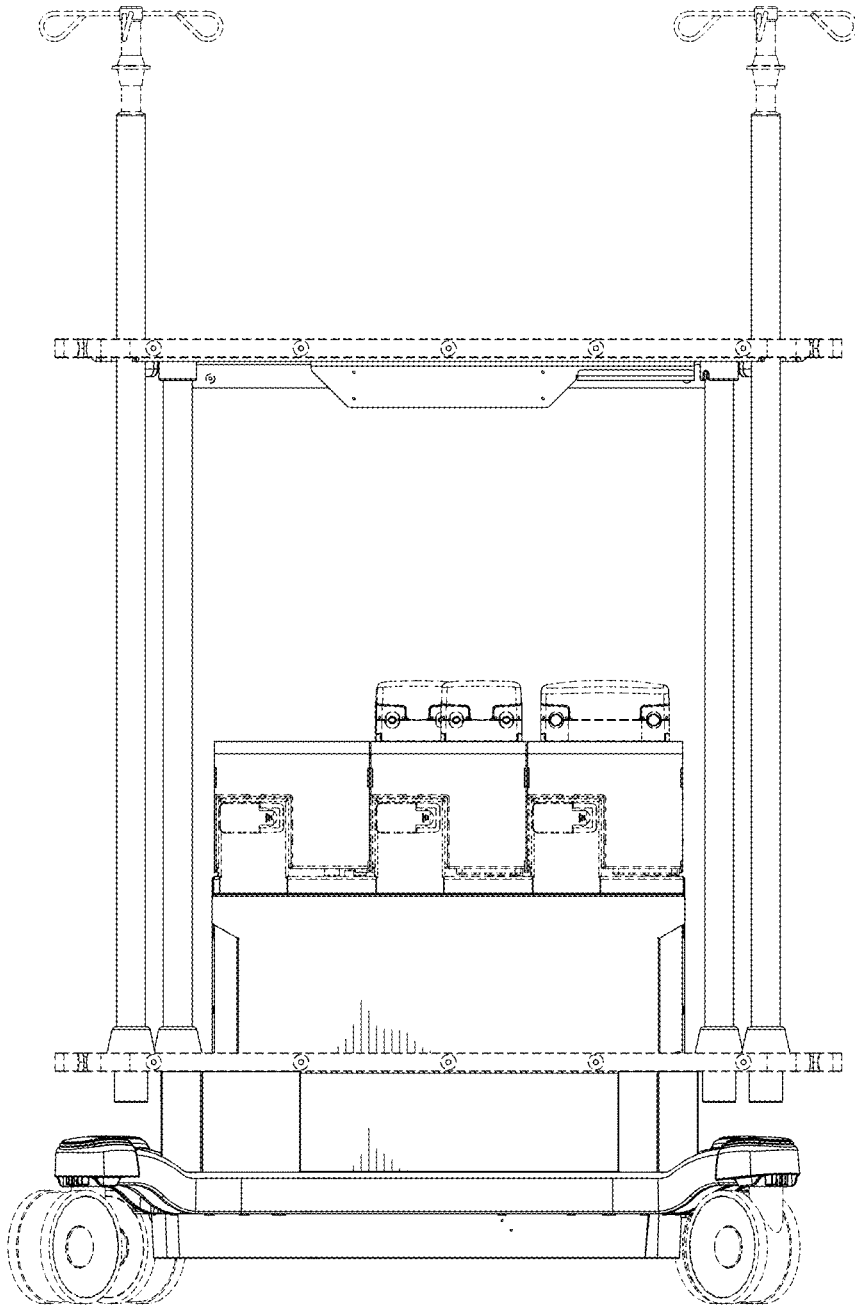


FIG.4

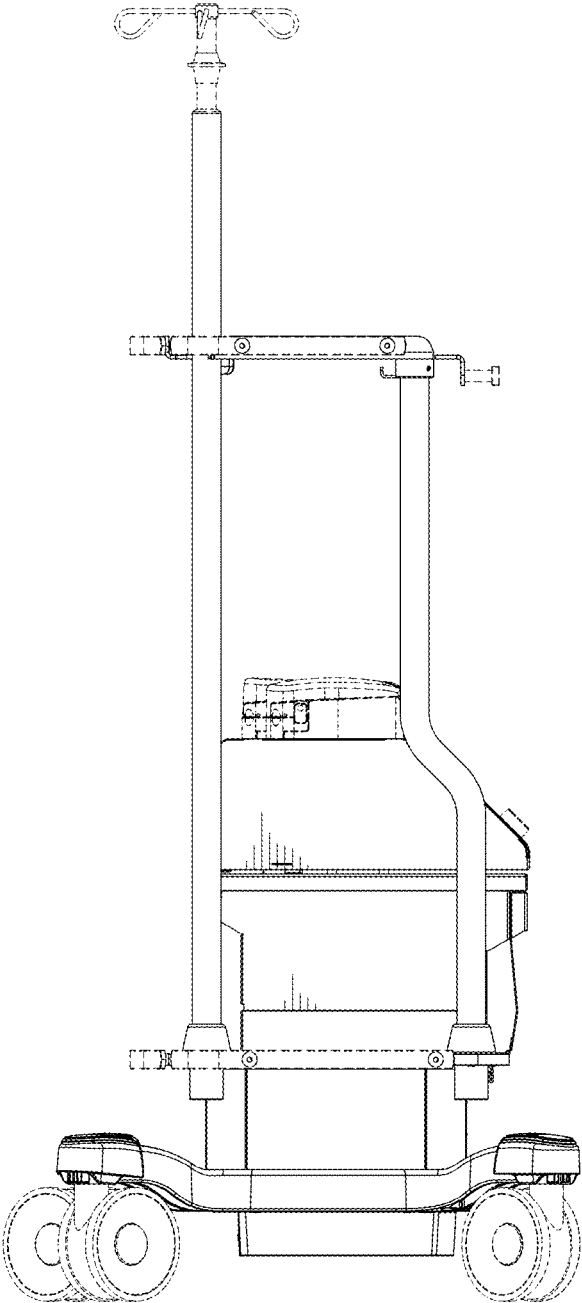


FIG. 5

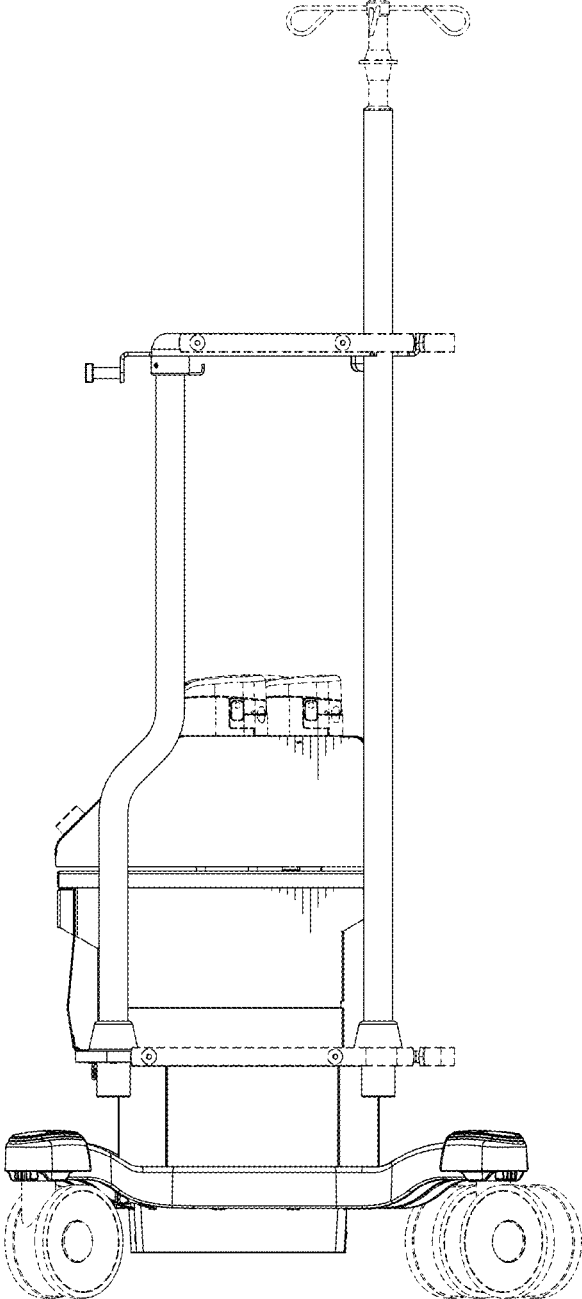


FIG.6

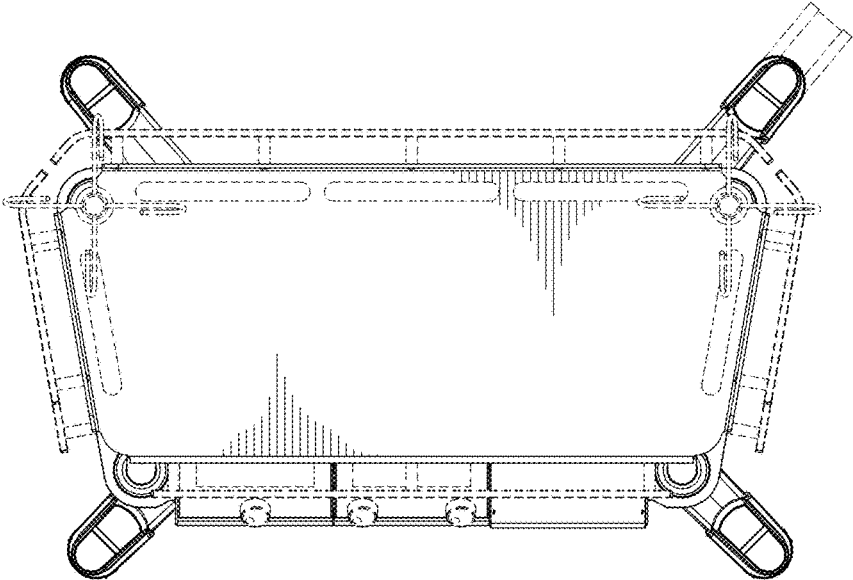


FIG. 7

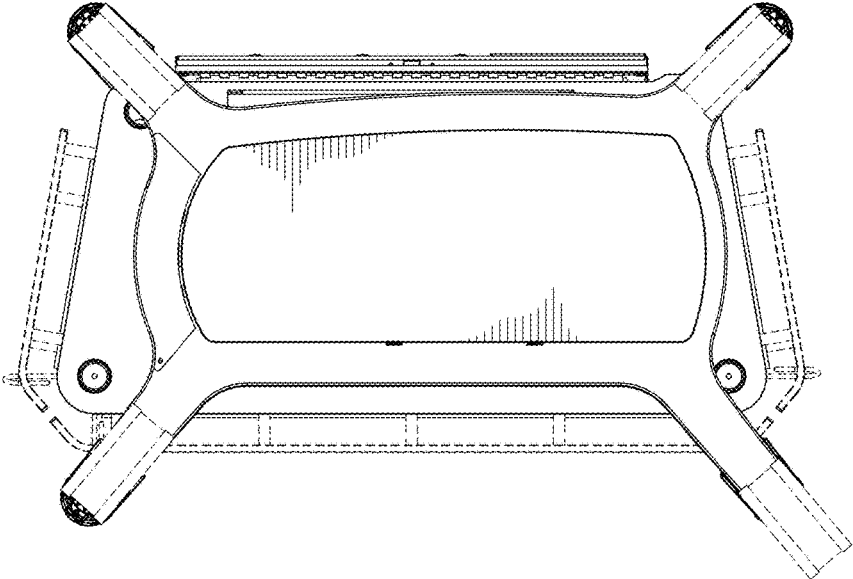


FIG. 8