



US00D773172S

(12) **United States Design Patent** (10) **Patent No.:** **US D773,172 S**
Blythe (45) **Date of Patent:** **** Dec. 6, 2016**

(54) **SPORTS BAND**

(71) Applicant: **Drymax Technologies Inc.**, Paso Robles, CA (US)
(72) Inventor: **William A. Blythe**, Paso Robles, CA (US)
(73) Assignee: **DRYMAX TECHNOLOGIES, INC.**, Paso Robles, CA (US)

Primary Examiner — Manpreet Matharu
Assistant Examiner — Suzanne Tisdell
(74) *Attorney, Agent, or Firm* — Christopher J. Knors; Moore & Van Allen PLLC

(**) Term: **14 Years**

(57) **CLAIM**
The ornamental design for an sports band, as shown and described.

(21) Appl. No.: **29/519,915**

DESCRIPTION

(22) Filed: **Mar. 9, 2015**
(51) **LOC (10) Cl.** **02-99**
(52) **U.S. Cl.**
USPC **D2/999**
(58) **Field of Classification Search**
USPC D2/621, 623, 744, 747, 853, 976, 985, D2/986, 992, 993, 994, 999; D11/3, 4, 15; 2/162, 169, 917
CPC A41D 13/08; A41D 19/00; A41D 19/015; A41D 19/02; A41F 1/06
See application file for complete search history.

FIG. 1 is a perspective view of a first embodiment of a sports band in accordance with our new design;
FIG. 2 first end view showing of the design of FIG. 1;
FIG. 3 is a second end view thereof;
FIG. 4 is a first side view thereof;
FIG. 5 is a second side view thereof, the view rotated 180 degrees relative to the first side view;
FIG. 6 is a top plan view thereof;
FIG. 7 is a bottom plan view thereof; and
FIG. 8 is a perspective view of the sports band of FIG. 1 being worn on a human wrist;
FIG. 9 is a perspective view of a second embodiment of a sports band in accordance with our new design;
FIG. 10 first end view showing of the design of FIG. 9;
FIG. 11 is a second end view thereof;
FIG. 12 is a first side view thereof;
FIG. 13 is a second side view thereof, the view rotated 180 degrees relative to the first side view;
FIG. 14 is a top plan view thereof;
FIG. 15 is a bottom plan view thereof; and,
FIG. 16 is a perspective view of the sports band of FIG. 9 being worn on a human wrist.
The broken lines shown in the drawings are shown for illustrative purposes only and form no part of the claimed design. In addition, the surface shading, if any, illustrated in the drawings is provided merely to highlight the contour of the design; it is not intended to be illustrative of texture or gloss.

(56) **References Cited**

U.S. PATENT DOCUMENTS

243,252 A 6/1881 Harbison
413,749 A * 10/1889 Carrier D04D 5/00
112/409

(Continued)

FOREIGN PATENT DOCUMENTS

AU 2007245238 A1 11/2007
AU 2008200440 A1 3/2010

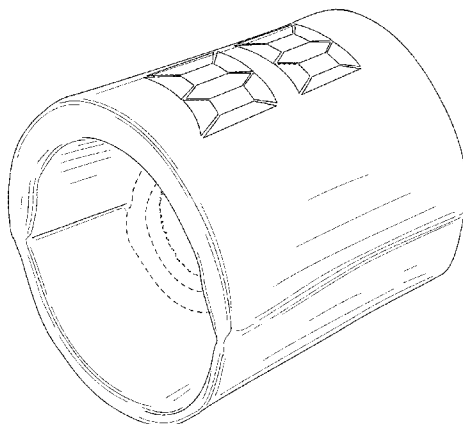
(Continued)

OTHER PUBLICATIONS

“Nike Adult Fielder’s Wrist Guard” First comment: Oct. 8, 2013. Baseball Savings. <http://reviews.baseballsavings.com/9058/41799/nike-adult-fielders-wrist-guard-reviews/reviews.htm>.*

(Continued)

1 Claim, 10 Drawing Sheets



(56)

References Cited

U.S. PATENT DOCUMENTS

668,600 A 2/1901 Knapp
 872,137 A * 11/1907 Lauperty A41D 19/02
 2/169
 D99,164 S * 3/1936 Levine D2/620
 D160,416 S * 10/1950 Mueller D11/4
 D163,988 S * 7/1951 Hamilton D2/619
 2,591,905 A * 4/1952 Kennedy A41D 19/00
 2/159
 2,643,389 A 6/1953 Wegner
 4,014,046 A * 3/1977 Craig A41D 13/08
 2/60
 4,047,400 A 9/1977 Thorneburg
 D257,884 S * 1/1981 Ternstrom D2/712
 4,399,567 A * 8/1983 Weon Joong A41D 19/0082
 2/16
 4,499,741 A 2/1985 Harris
 4,521,922 A 6/1985 Mitchell et al.
 4,843,653 A 7/1989 Coble
 D308,436 S * 6/1990 Weitzell D2/623
 5,119,513 A * 6/1992 McKay A41D 20/005
 2/170
 5,511,241 A * 4/1996 Ziegler A41D 19/01511
 2/16
 D370,111 S 5/1996 Walker
 D372,878 S * 8/1996 Finnegan D11/3
 5,746,067 A * 5/1998 Leach, II A44C 5/22
 63/7
 5,823,012 A 10/1998 Hacskaylo
 D402,441 S * 12/1998 Kelly D2/853
 6,113,565 A 9/2000 Schlup et al.
 D433,197 S 10/2000 Niksich
 6,332,225 B1 12/2001 Casey
 6,349,414 B1 2/2002 Tillman
 D453,985 S 3/2002 Casey
 6,383,157 B1 5/2002 Massi et al.
 6,425,137 B1 7/2002 Fakhrhai
 6,701,532 B1 3/2004 Glassberg et al.
 D491,829 S * 6/2004 Seifert D11/3
 D517,442 S 3/2006 Polk, III
 D550,112 S 9/2007 Andren et al.
 D553,536 S * 10/2007 Andren D11/3
 D556,194 S 11/2007 Rambossek et al.
 D558,198 S 12/2007 Blankenship et al.
 D569,577 S 5/2008 Barker
 D584,972 S 1/2009 Aeberhard et al.
 D604,191 S * 11/2009 Ohara D11/3
 D651,535 S * 1/2012 Rodarmel D11/3
 D681,941 S 5/2013 Kennedy et al.
 D685,284 S * 7/2013 Spano D11/3
 D705,112 S * 5/2014 Namazy D11/27

D720,902 S * 1/2015 Bangle D32/29
 D727,613 S * 4/2015 Schoenbeck D2/993
 D731,345 S * 6/2015 Stewart D11/3
 D738,748 S * 9/2015 Bibl D10/32
 D739,274 S * 9/2015 Chen D10/70
 D743,131 S * 11/2015 Jeon D32/29
 D744,890 S * 12/2015 Murphy D11/3
 D750,902 S 3/2016 Duparc
 D753,357 S * 4/2016 Song D32/29
 2003/0176904 A1 9/2003 Patterson
 2003/0221241 A1 * 12/2003 Rivera A41D 20/005
 2/170
 2008/0000009 A1 * 1/2008 Kogawa A41D 19/015
 2/159
 2009/0007597 A1 * 1/2009 Hanevold A44C 5/0015
 63/1.14
 2009/0151045 A1 6/2009 Hinds et al.
 2009/0205106 A1 8/2009 Sohn
 2009/0206117 A1 8/2009 Chan
 2009/0307825 A1 * 12/2009 Bhalla A41D 19/0055
 2/161.7
 2014/0123702 A1 * 5/2014 Pierce A44C 15/00
 63/40
 2014/0245520 A1 * 9/2014 Bae G09F 21/026
 2/170
 2014/0365979 A1 * 12/2014 Yoon G06F 3/017
 715/863
 2015/0049591 A1 * 2/2015 Adams G04G 21/08
 368/13
 2015/0143600 A1 * 5/2015 House A63B 71/141
 2/20
 2015/0309535 A1 * 10/2015 Connor G06F 1/1637
 361/679.03

FOREIGN PATENT DOCUMENTS

WO 9833562 A1 8/1998
 WO 2007129853 A1 11/2007

OTHER PUBLICATIONS

“Nike Dri-fit Stealth Wristbands” Accessed: Apr. 8, 2016. Sports Unlimited. <http://www.sportsunlimitedinc.com/nike-dri-fit-stealth-wristbands.html>.
 “Wrist Sweatband” Accessed: Apr. 8, 2016. Sadiq Sports. <http://www.sadigsports.com/detail.php?nod=2125>.
 “Terry cloth sweat wristbands,” downloaded from the Internet, 2016, <http://terrywristband.com/sweatband/index.php?main_page=product_reviews_info&products_id=275&reviews_id=18&zenid=50523ade7ca25af7aff1b3a9bacff213>.

* cited by examiner

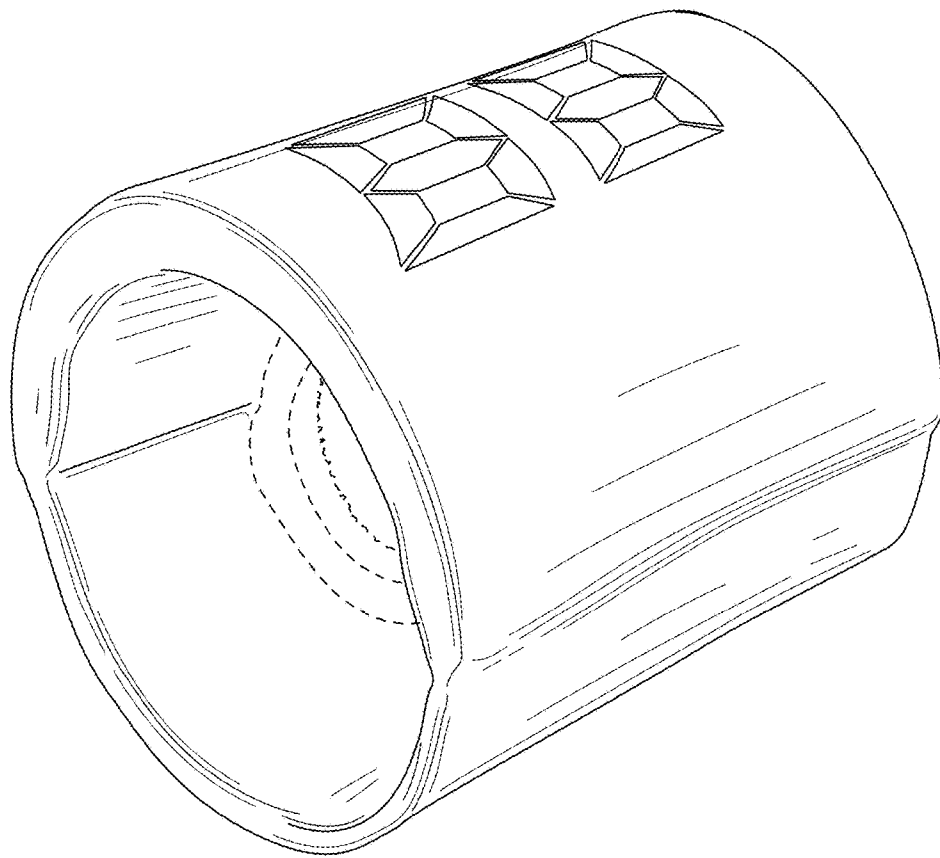


FIG. 1

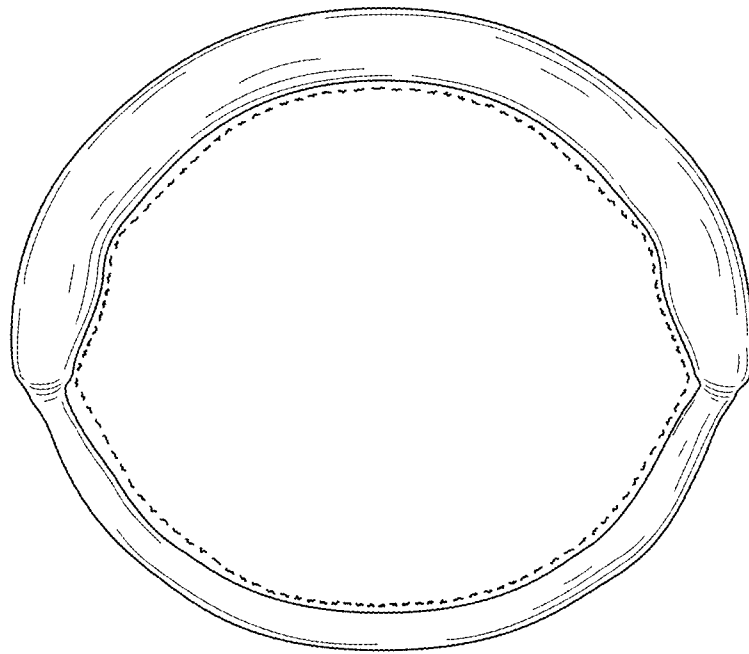


FIG. 2

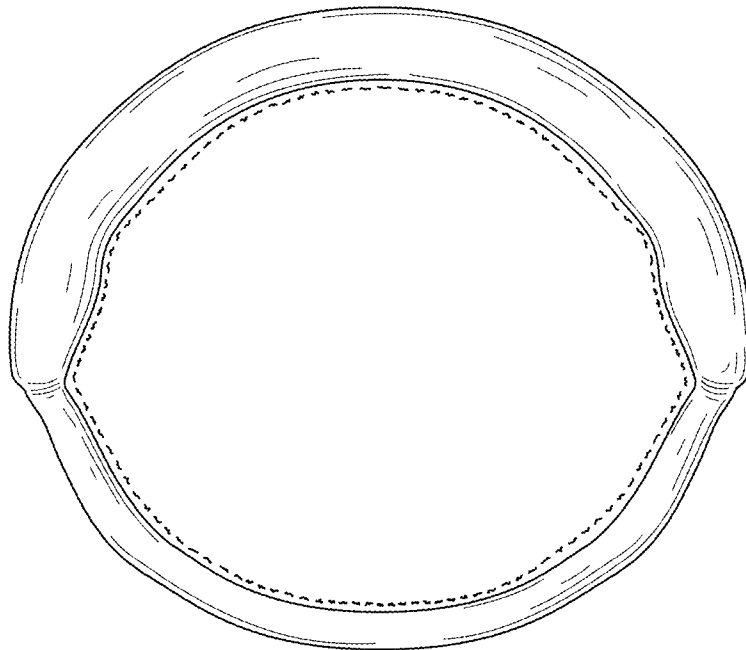


FIG. 3




FIG. 4




FIG. 5

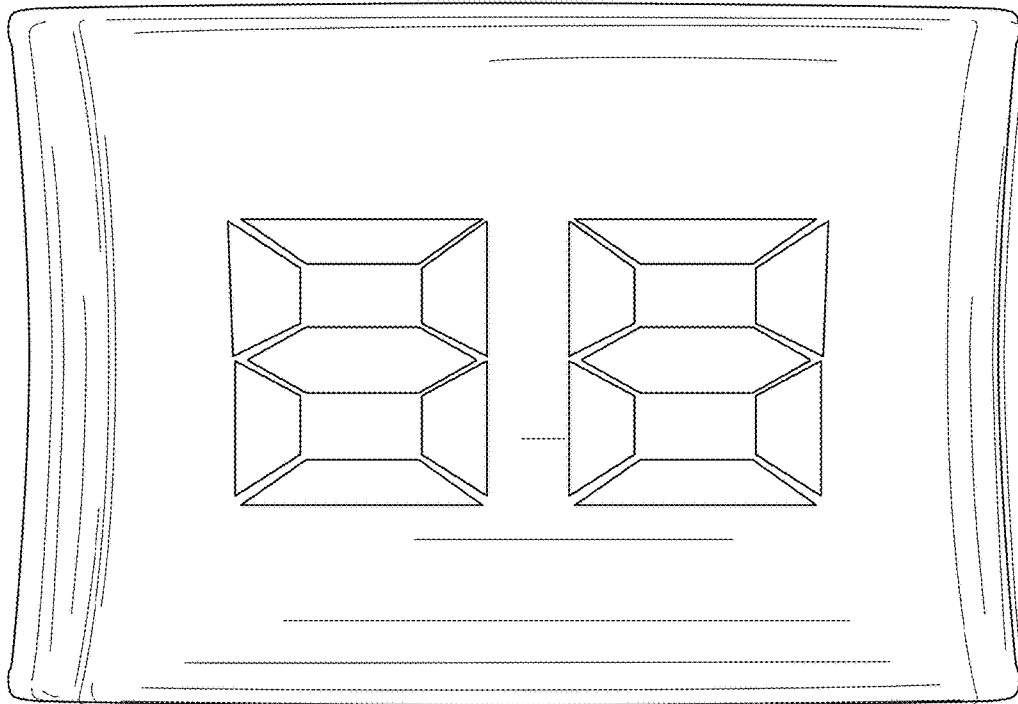


FIG. 6




FIG. 7

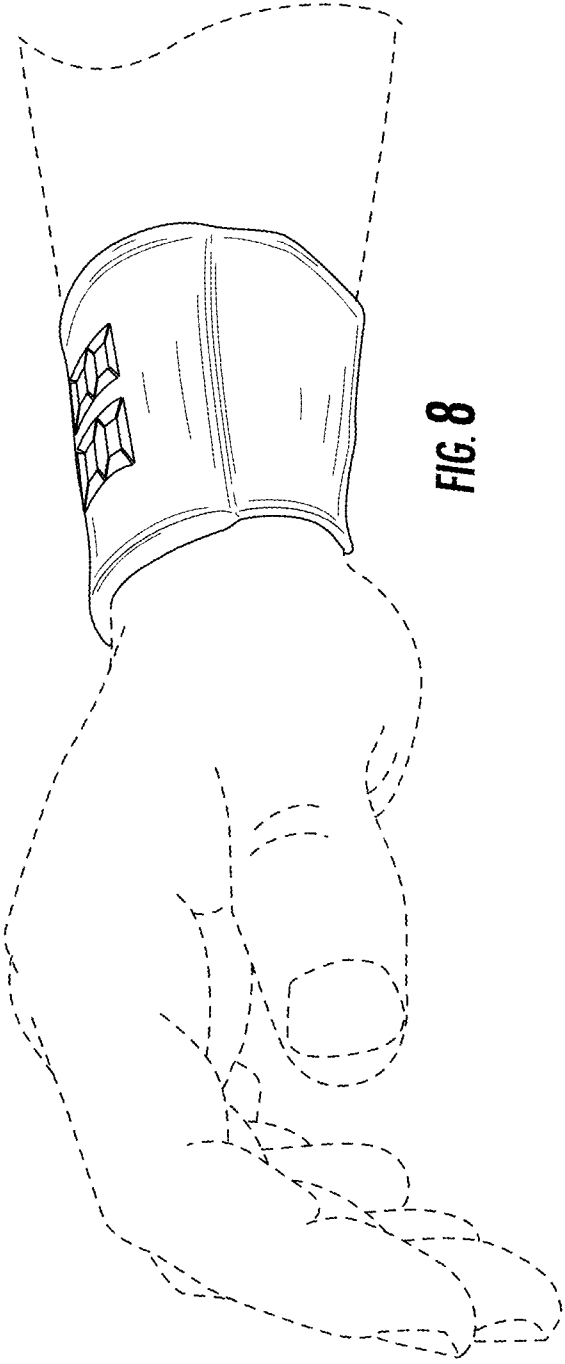


FIG. 8

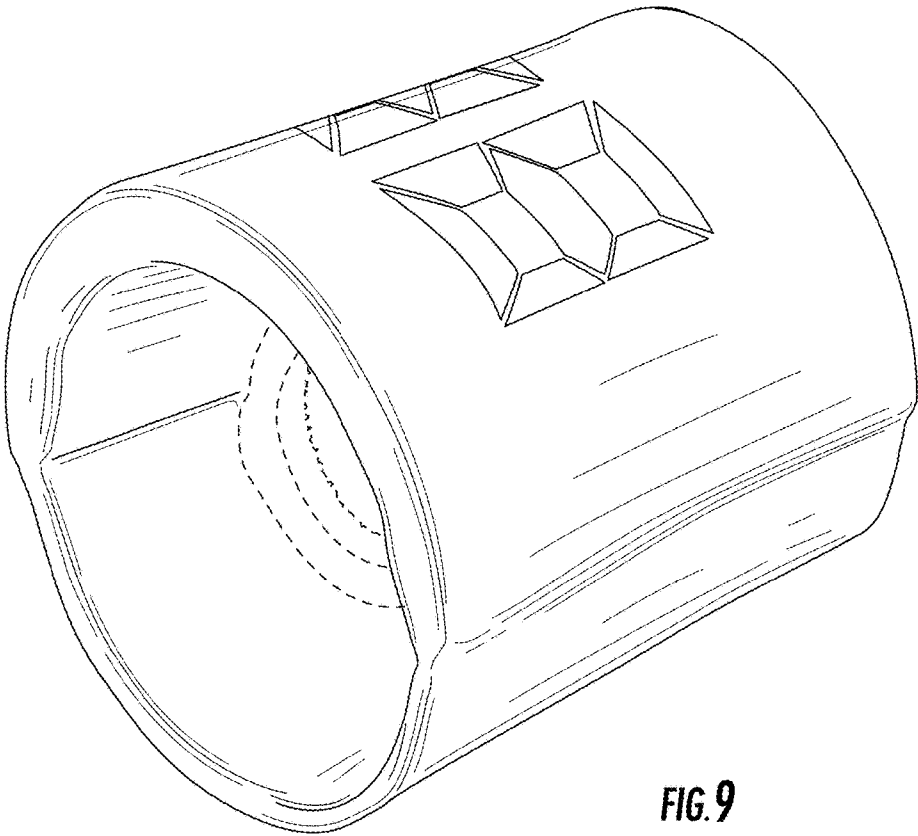


FIG. 9

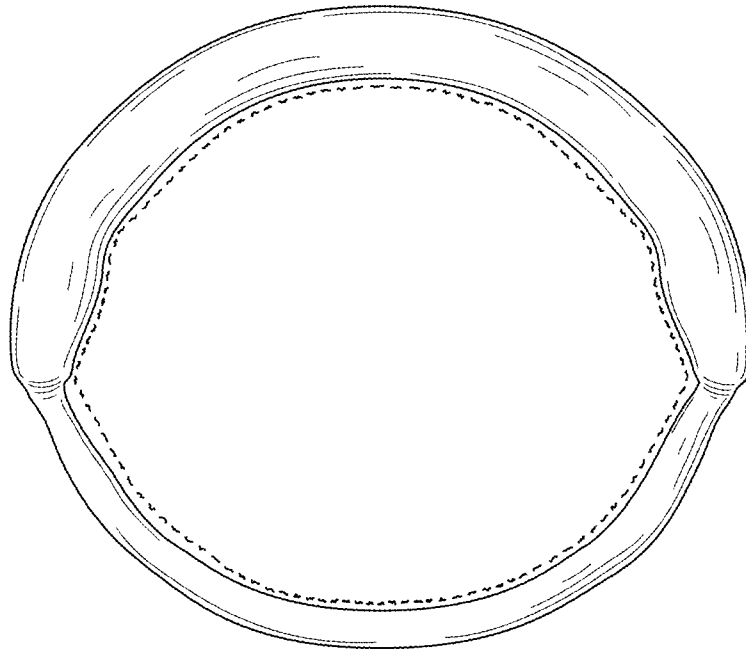


FIG. 10

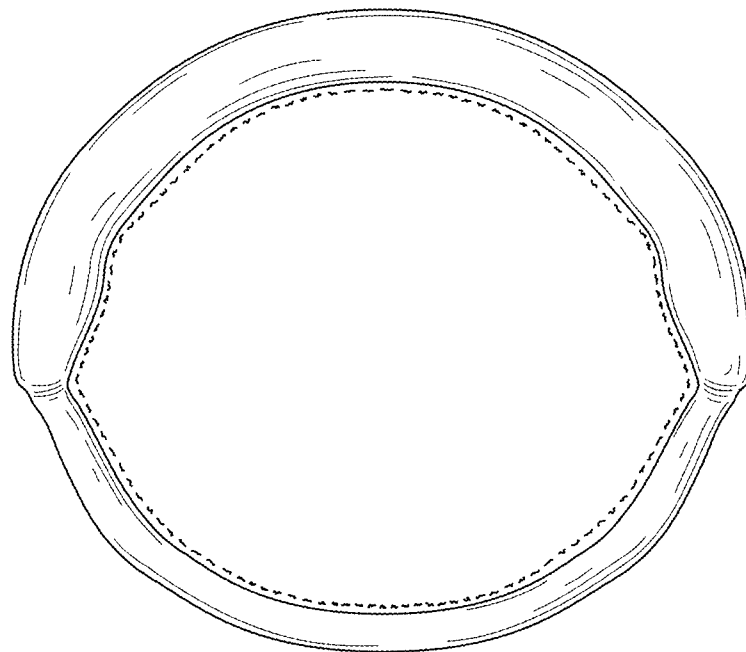


FIG. 11

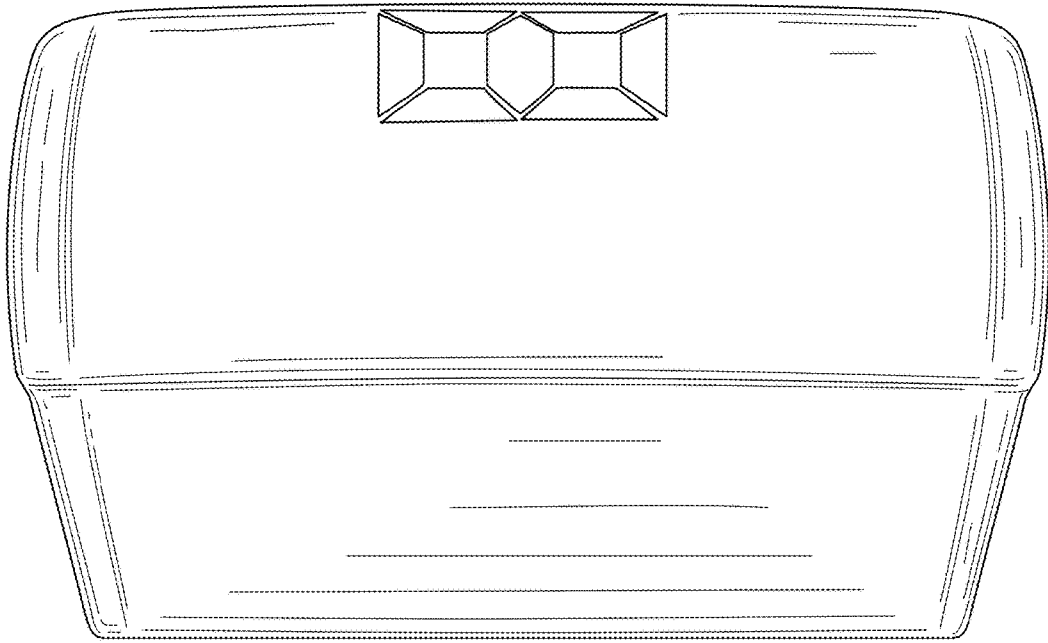


FIG. 12

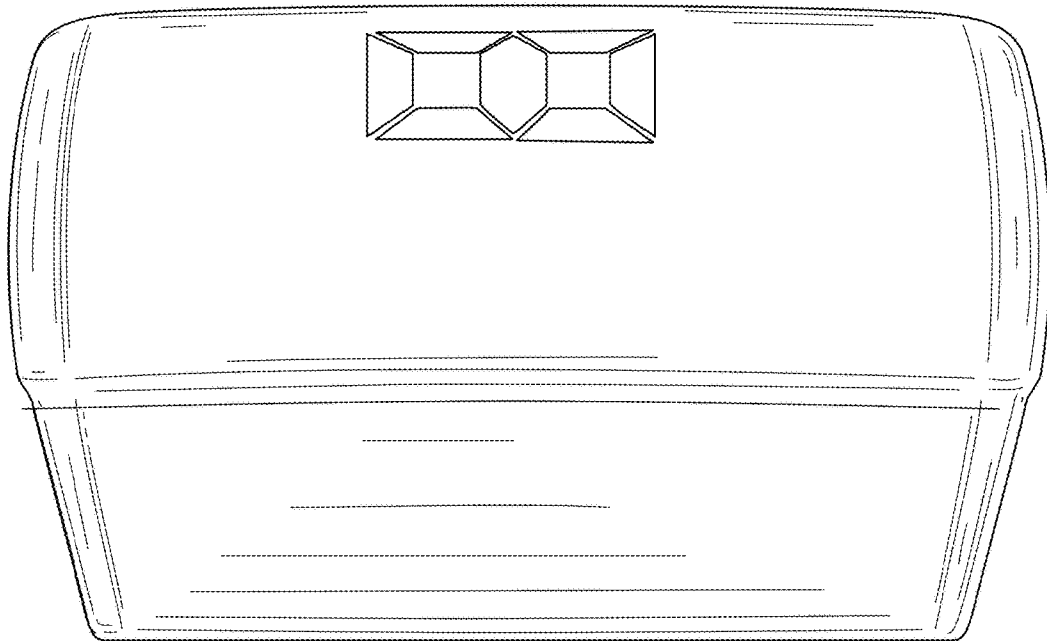


FIG. 13

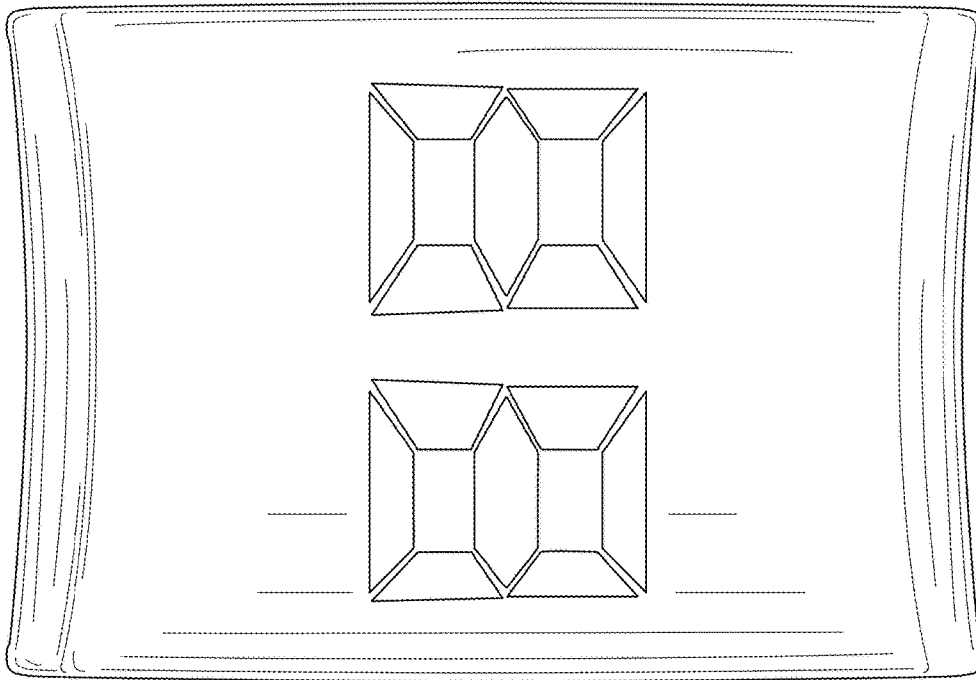


FIG. 14




FIG. 15

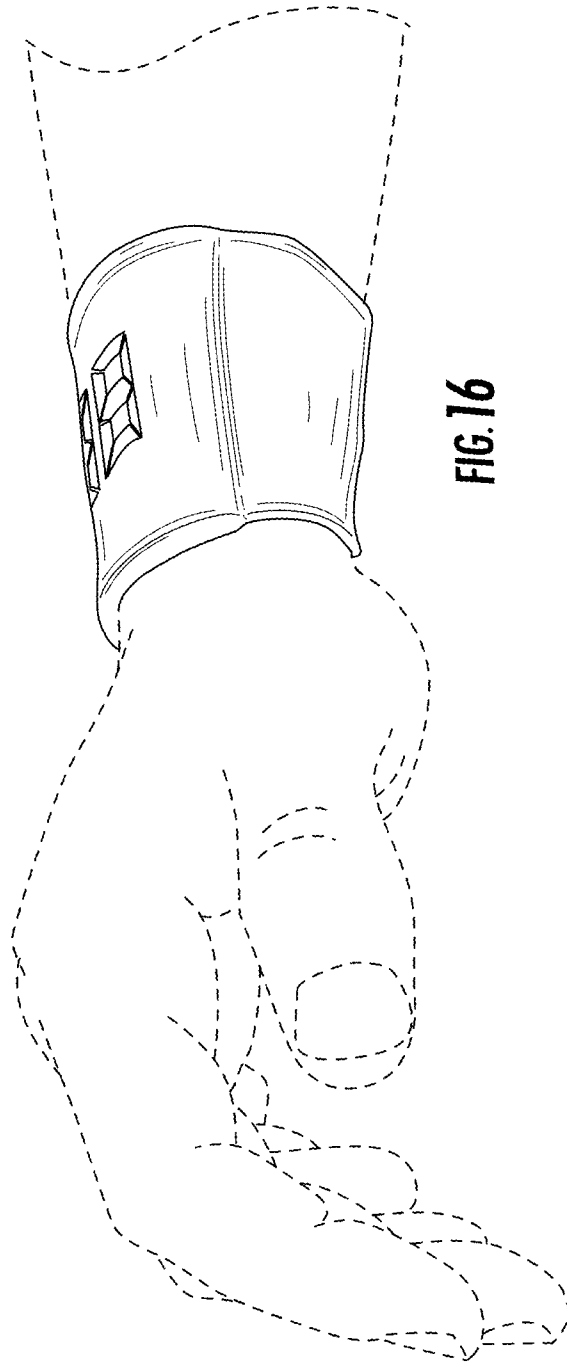


FIG. 16