



US00D813894S

(12) **United States Design Patent**
Lowell et al.

(10) **Patent No.:** **US D813,894 S**
(45) **Date of Patent:** **** Mar. 27, 2018**

(54) **DISPLAY SCREEN OR PORTION THEREOF WITH A GRAPHICAL USER INTERFACE**

(71) Applicant: **Trimble Navigation Limited**,
Sunnyvale, CA (US)

(72) Inventors: **James Russell Lowell**, Lakeville, MN (US); **Mark Philip Botticelli**, North Grafton, MA (US)

(73) Assignee: **TRIMBLE NAVIGATION LIMITED**,
Sunnyvale, CA (US)

(**) Term: **15 Years**

(21) Appl. No.: **29/578,753**

(22) Filed: **Sep. 23, 2016**

(51) **LOC (11) Cl.** **14-04**

(52) **U.S. Cl.**
USPC **D14/486**

(58) **Field of Classification Search**
USPC D14/485-495; D20/11; D21/324, 325
CPC .. G06F 3/04817; G06F 3/0482; G06F 3/0483;
G06F 3/04842; G06F 8/34; G06Q 10/02;
G06Q 10/20; G06Q 30/0603; G08B
13/19602; G11B 27/034; G06K 9/6267
See application file for complete search history.

(56) **References Cited**

U.S. PATENT DOCUMENTS

- 6,307,572 B1 * 10/2001 DeMarcken G06Q 10/02
715/703
- D602,942 S * 10/2009 Bennett D14/485
- 7,886,234 B2 * 2/2011 Shih G06F 8/34
715/841
- D652,840 S * 1/2012 Morsa D14/487
- D677,680 S * 3/2013 Edwards D14/485
- D684,589 S * 6/2013 Talbot D14/486
- D689,084 S * 9/2013 Pasceri D14/486
- D703,226 S * 4/2014 Carter D14/487
- D708,198 S * 7/2014 Pasceri D14/486

- D712,418 S * 9/2014 Talbot D14/486
- D726,213 S * 4/2015 Milliotte G06F 3/04817
D14/487
- D727,948 S * 4/2015 Milliotte G06F 3/04817
D14/487
- D734,773 S * 7/2015 Barbato D14/486
- 9,158,974 B1 * 10/2015 Laska G06K 9/6267
- D753,174 S * 4/2016 Cojuangco D14/486
- D755,223 S * 5/2016 Liu D14/487
(Continued)

OTHER PUBLICATIONS

“Taskforce”, posted at trimble.com, Jul. 3, 2015, [site visited Aug. 29, 2017]. Available from Internet: <http://www.trimble.com/FSM/Taskforce.aspx?tab=Overview>.*

(Continued)

Primary Examiner — Karen E Kearney
Assistant Examiner — John M Otte
(74) *Attorney, Agent, or Firm* — Hollingsworth Davis, LLC

(57) **CLAIM**

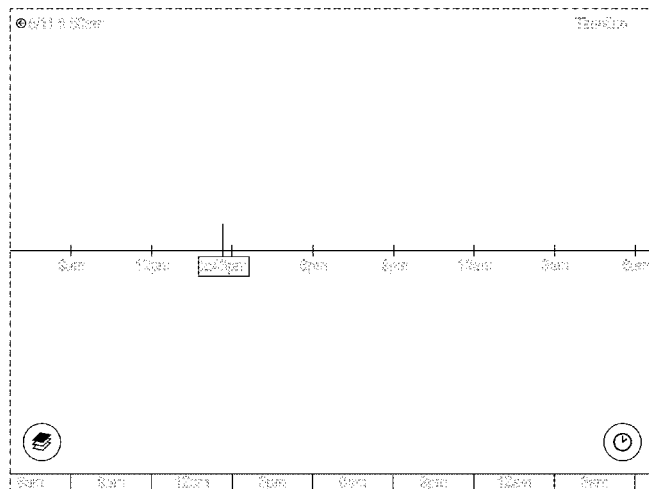
We claim the ornamental design for a display screen or portion thereof with a graphical user interface, as shown and described.

DESCRIPTION

FIG. 1 is a front view of a display screen or portion thereof with a graphical user interface showing our new design; and, FIG. 2 is a front view of a display screen or portion thereof with a graphical user interface, showing a second embodiment of our new design.

The outermost broken line showing the display screen or portion thereof and all other broken lines showing portions of the graphical user interface are included for the purpose of illustrating portions of the article and form no part of the claimed design.

1 Claim, 2 Drawing Sheets



(56)

References Cited

U.S. PATENT DOCUMENTS

D759,046 S * 6/2016 Goetz D14/485
D782,495 S * 3/2017 Laska D14/485
D793,415 S * 8/2017 Kim D14/486
2005/0046699 A1 * 3/2005 Oya G08B 13/19602
348/207.1
2011/0167369 A1 * 7/2011 van Os G06F 3/0483
715/769
2011/0191711 A1 * 8/2011 Gill G06Q 10/20
715/780
2011/0276881 A1 * 11/2011 Keng G11B 27/034
715/723
2012/0317512 A1 * 12/2012 Candrian G06Q 30/0603
715/815

OTHER PUBLICATIONS

“JavaScript Scheduler”, posted at javascript.daypilot.org, Sep. 5, 2014, [site visited Oct. 24, 2017]. Available from Internet: <<https://web.archive.org/web/20140905023022/https://javascript.daypilot.org/scheduler>>.*

“Timeline Maker Tour”, posted at youtube.com, Jul. 21, 2015, [site visited Oct. 24, 2017]. Available from Internet: <https://www.youtube.com/watch?v=iA7vCqZm46c>.*

“Excel Project Timeline—Step by step instructions to make your own Project Timeline in Excel 2010”, posted at youtube.com, Jan. 28, 2012, [site visited Oct. 24, 2017]. Available from Internet: <<https://www.youtube.com/watch?v=zISMPxuP92o>>.*

* cited by examiner

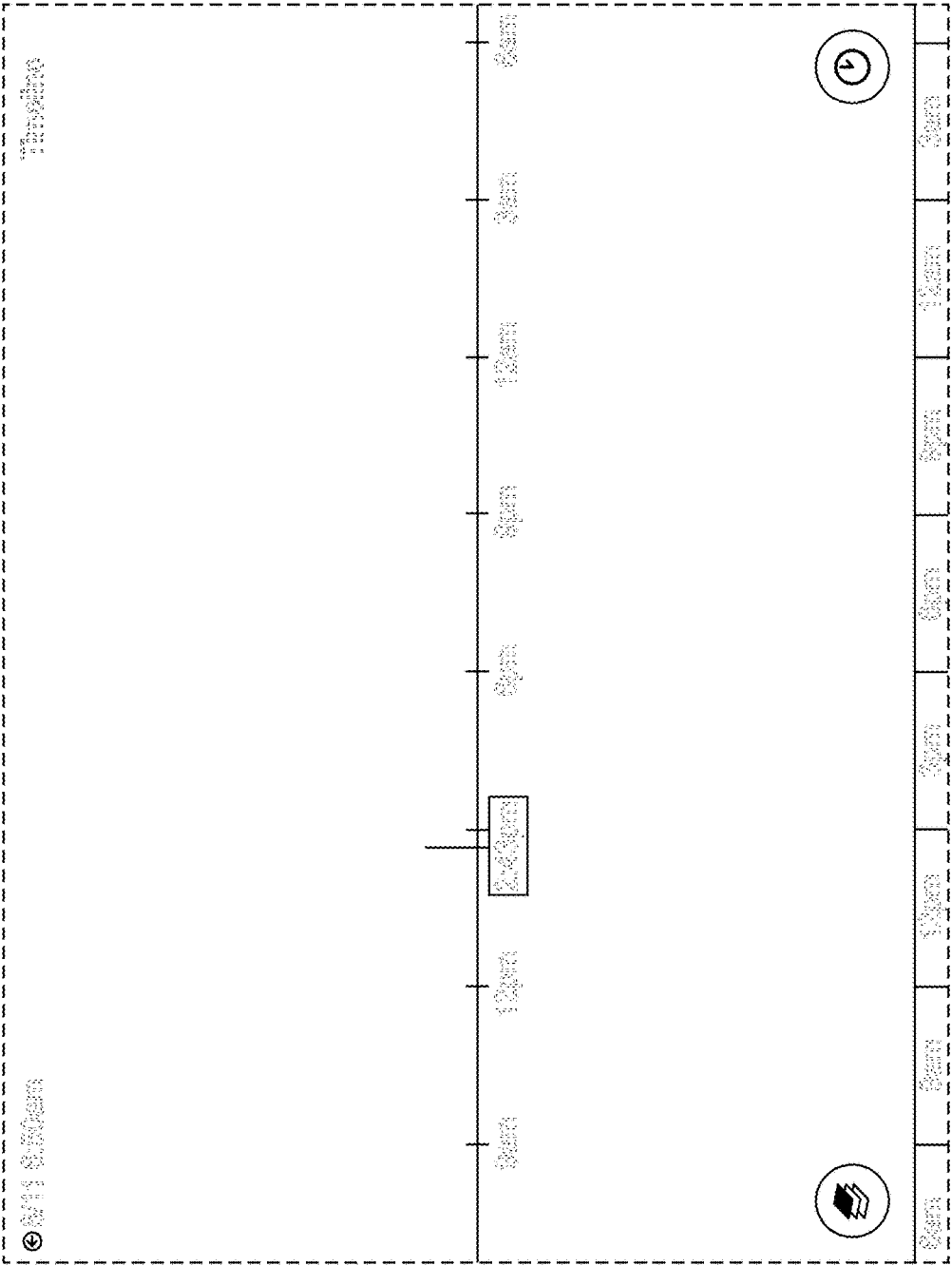


Fig. 1

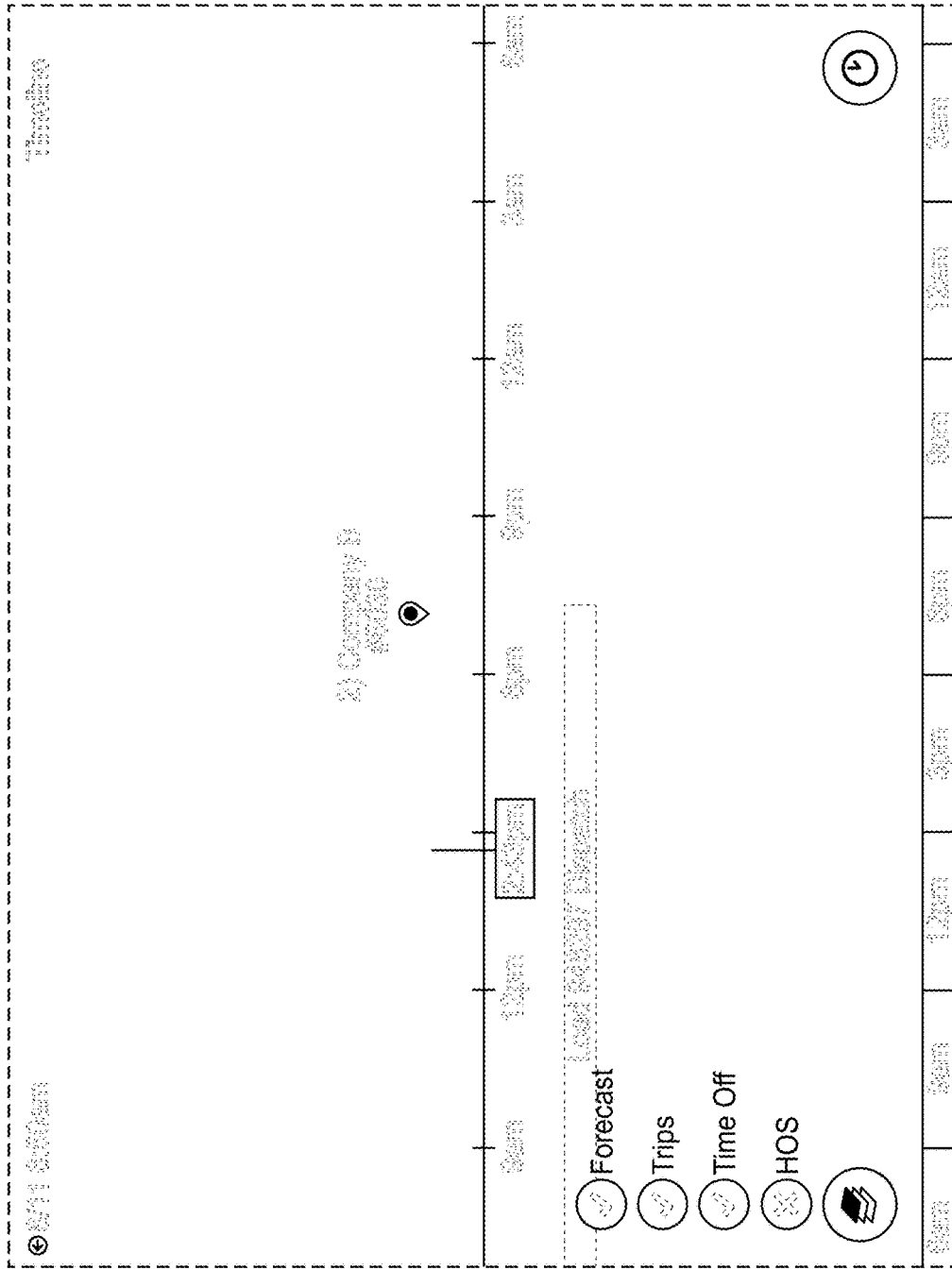


Fig. 2