



US00D459332S

(12) **United States Design Patent**
Peiker

(10) **Patent No.:** **US D459,332 S**

(45) **Date of Patent:** **** Jun. 25, 2002**

(54) **TELEPHONE HANDSET**

(76) **Inventor:** **Andreas Peiker**, Max-Planck-Strasse
32, D-61381 Friedrichsdorf (DE)

(**) **Term:** **14 Years**

(21) **Appl. No.:** **29/142,945**

(22) **Filed:** **Jun. 6, 2001**

(30) **Foreign Application Priority Data**

Dec. 7, 2000 (DE) 400 11 398

(51) **LOC (7) Cl.** **14-03**

(52) **U.S. Cl.** **D14/147; D14/138**

(58) **Field of Search** D14/137, 138,
D14/218, 147-148, 247-248, 144, 341-347;
379/433.01-433.13, 419, 434, 428.01-428.04,
420.01-420.04, 440; 455/550-575, 90;
D13/168

(56) **References Cited**

U.S. PATENT DOCUMENTS

D297,009 S	*	8/1988	Grambush et al.	D14/138
D315,731 S	*	3/1991	Watanabe	D14/148
D341,829 S	*	11/1993	Baur	D14/138
D348,062 S	*	6/1994	Iseli et al.	D14/149
D349,700 S	*	8/1994	Iseli et al.	D14/142
D359,491 S	*	6/1995	Iseli	D14/151
D365,102 S	*	12/1995	Gioscia	D14/218
D367,061 S	*	2/1996	Davison	D14/218
D373,124 S	*	8/1996	Behar et al.	D14/148
D385,875 S	*	11/1997	Harris et al.	D14/138

D407,709 S	*	4/1999	Stokes	D14/248
D408,397 S	*	4/1999	Renard	D14/138
D420,351 S	*	2/2000	Waldner	D14/138
D422,586 S	*	4/2000	Waldner	D14/138
D429,714 S	*	8/2000	Lytel	D14/147
D430,548 S	*	9/2000	Hinde	D14/147
D430,861 S	*	9/2000	Lytel	D14/147
D439,230 S	*	3/2001	Braxton et al.	D14/138
D448,744 S	*	10/2001	Yu et al.	D14/138
D451,079 S	*	11/2001	Ali	D14/138

OTHER PUBLICATIONS

Japanese language advertisement for Tokyophone, T-63(NE).*

* cited by examiner

Primary Examiner—Jeffrey Asch

(74) *Attorney, Agent, or Firm*—Venable; Robert Kinberg

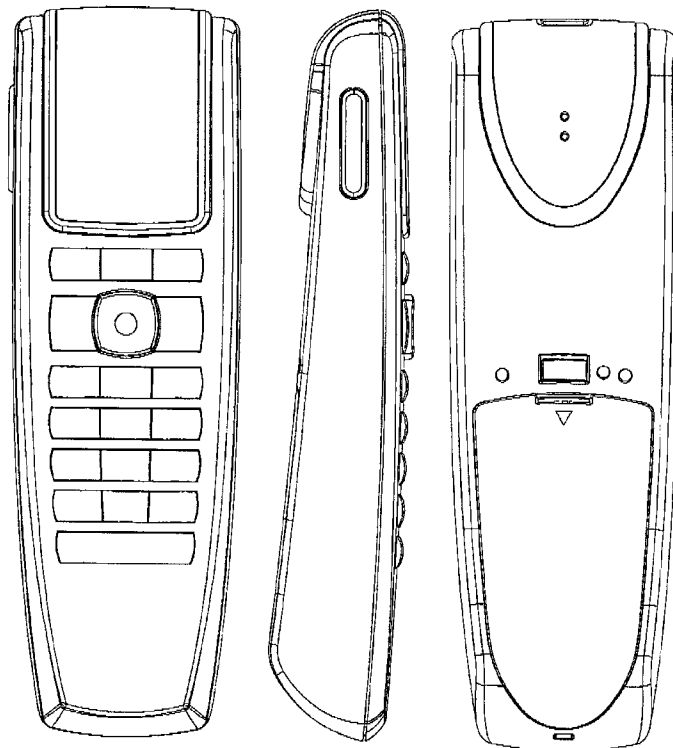
(57) **CLAIM**

The ornamental design for a telephone handset, as shown and described.

DESCRIPTION

FIG. 1 is a perspective view of my new design.
FIG. 2 is a front elevational view thereof.
FIG. 3 is a left side elevational view thereof.
FIG. 4 is a right side elevational view thereof.
FIG. 5 is a rear elevational view thereof.
FIG. 6 is a bottom plan view thereof; and,
FIG. 7 is a top plan view thereof.

1 Claim, 7 Drawing Sheets



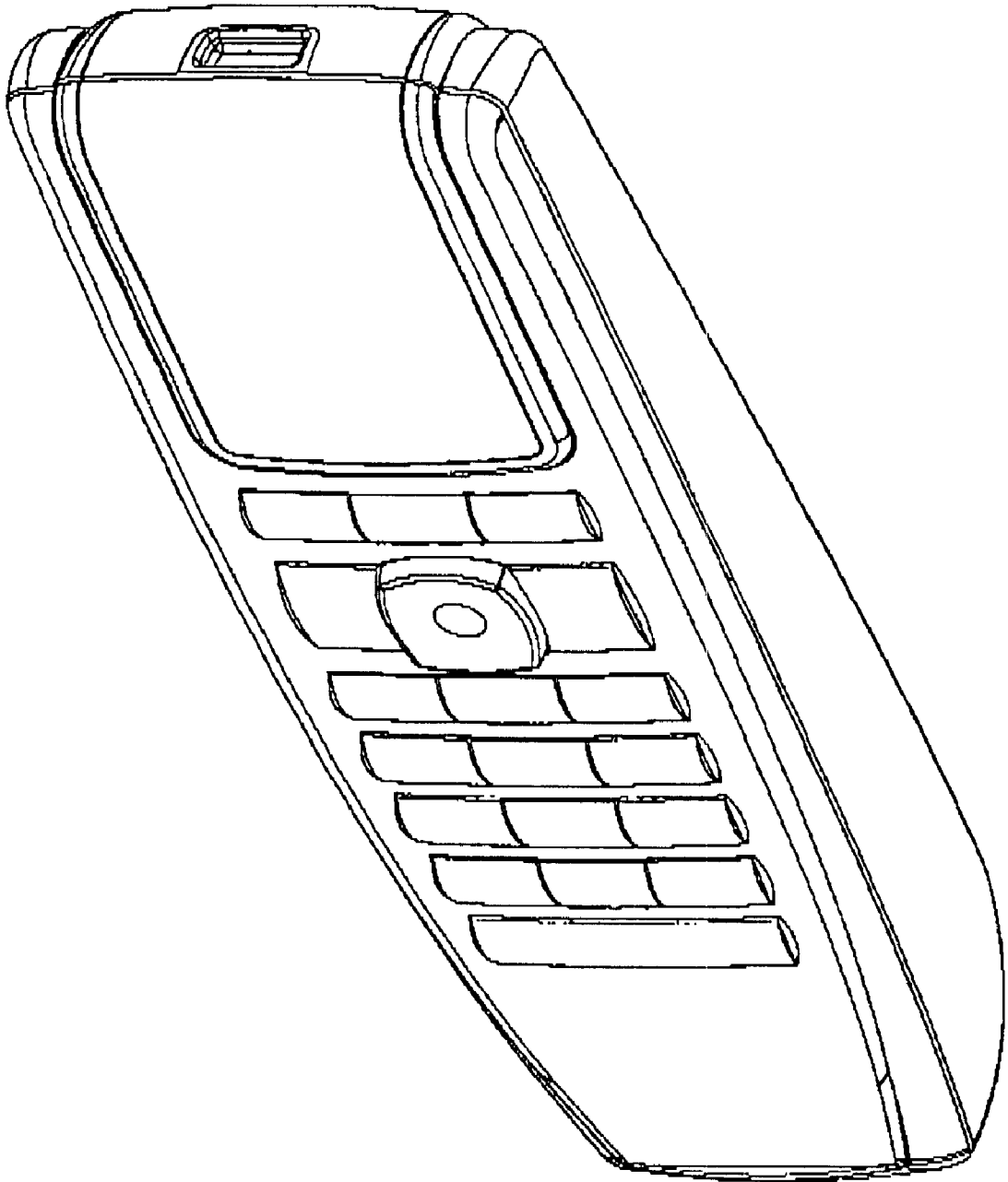


Fig. 1

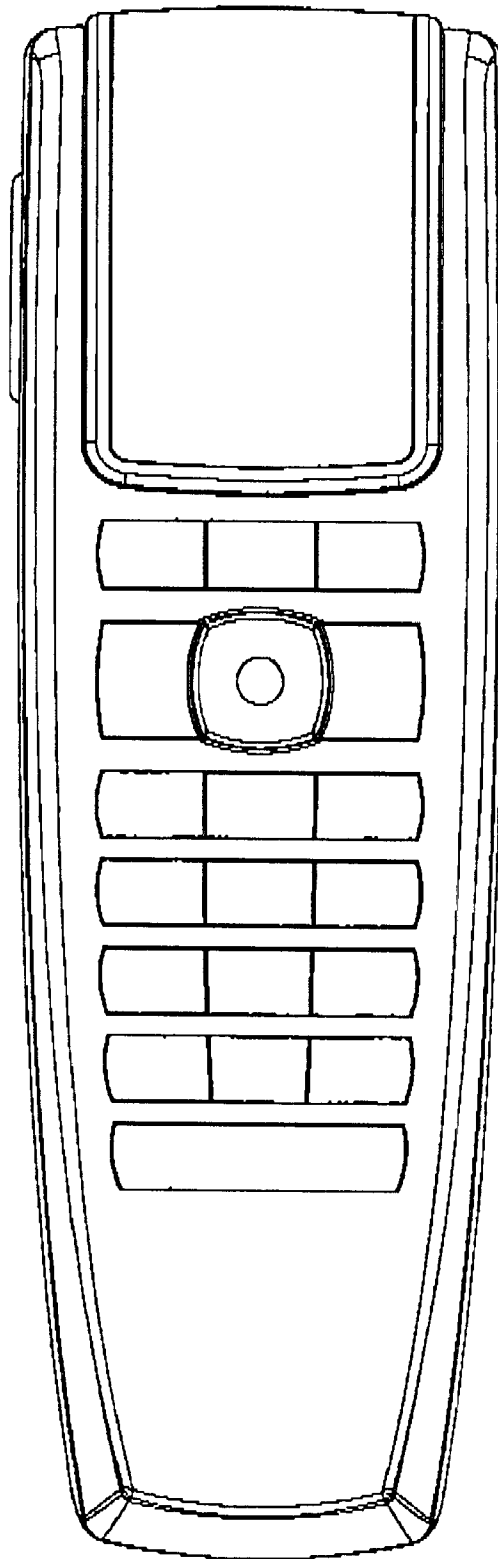


Fig. 2

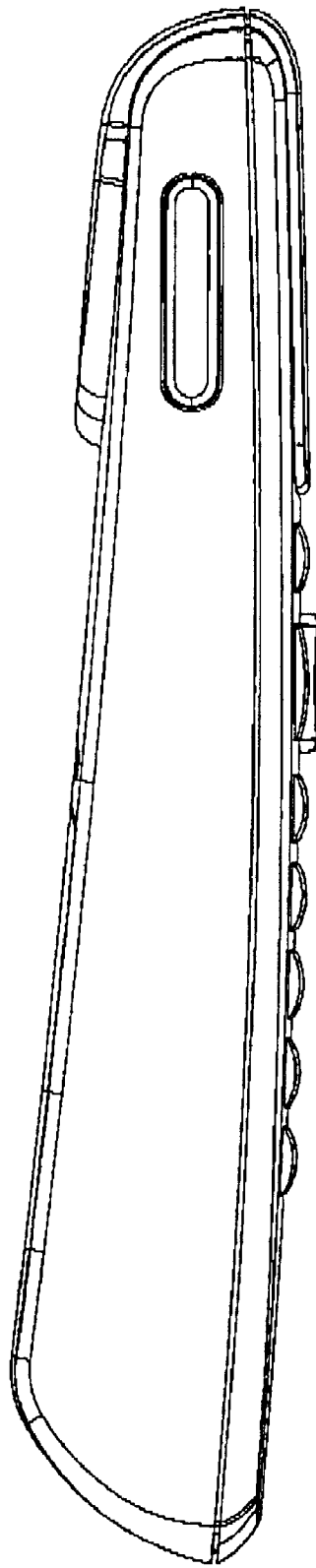


Fig. 3

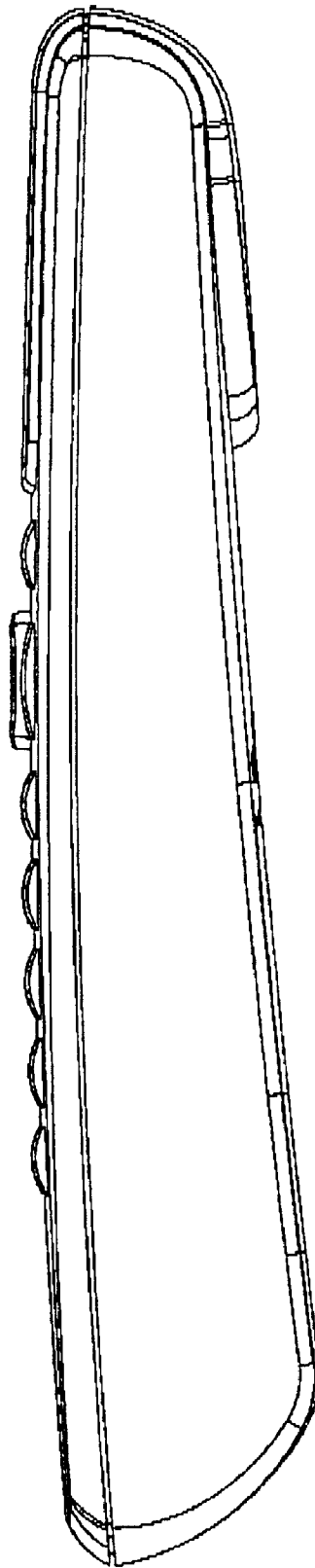


Fig. 4

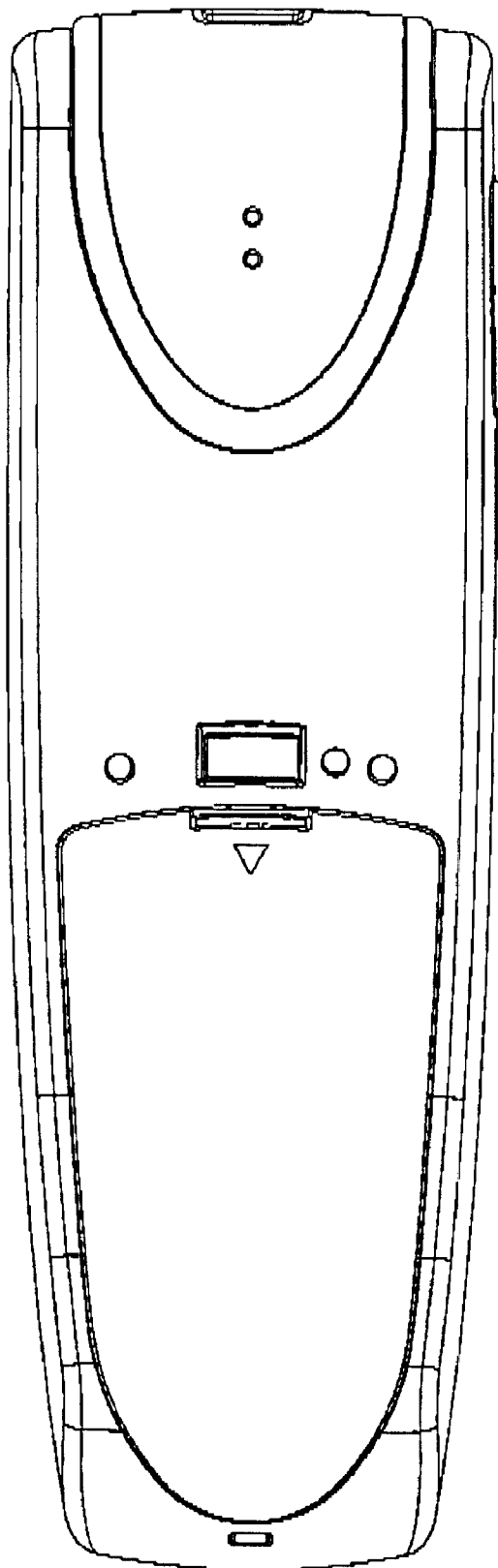


Fig. 5

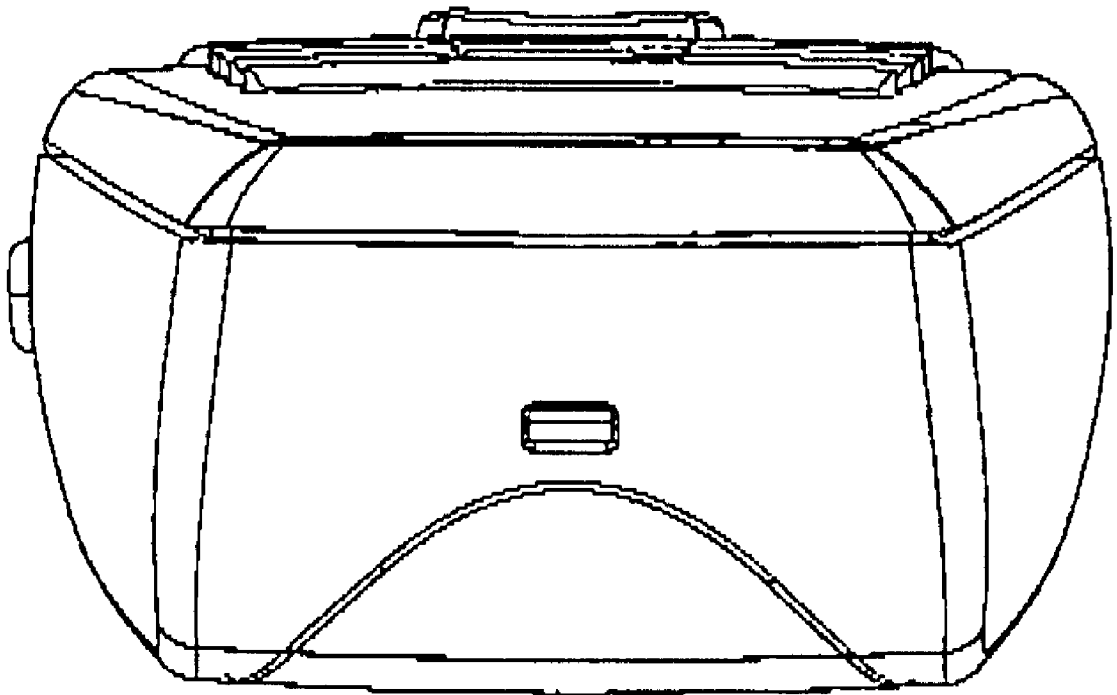


Fig. 6

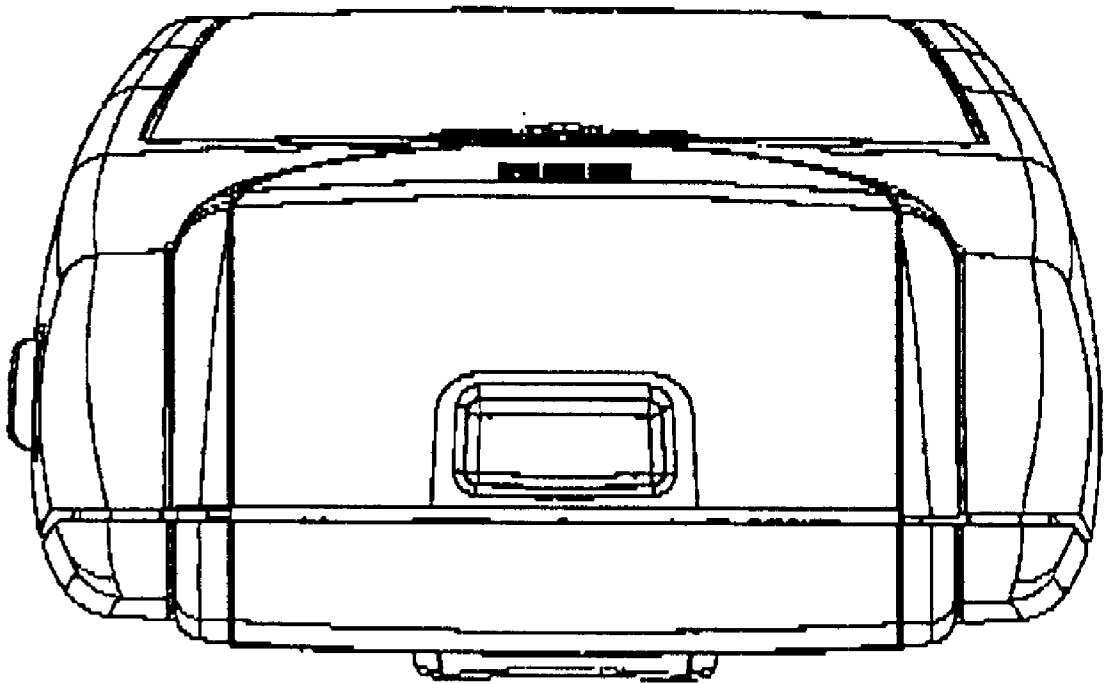


Fig. 7