



US00D618980S

(12) **United States Design Patent**
Wang

(10) **Patent No.:** **US D618,980 S**

(45) **Date of Patent:** **** Jul. 6, 2010**

(54) **TOOL HANDLE**

D546,641 S * 7/2007 Fortier D8/6
D600,092 S * 9/2009 Peterson et al. D8/107

(75) Inventor: **Chien-Kuo Wang**, Taipei (TW)

* cited by examiner

(73) Assignee: **Frenway Products Inc.**, Taipei (TW)

Primary Examiner—Cathron C Brooks
Assistant Examiner—Barbara Fox

(**) Term: **14 Years**

(21) Appl. No.: **29/341,315**

(57) **CLAIM**

(22) Filed: **Aug. 3, 2009**

The ornamental design for a tool handle, as shown and described.

(51) **LOC (9) Cl.** **08-05**

(52) **U.S. Cl.** **D8/107**

(58) **Field of Classification Search** D8/52,
D8/54-56, 58, 95-99, 107; D22/118; D4/138;
D32/40, 46, 49, 51; D15/18, 70, 142; 81/342,
81/367, 370, 418, 420, 424.5, 427.5, 380,
81/390, 324, 486, 489, 415-419, DIG. 9,
81/300, 302; 30/151-162, 329, 330, 511-517,
30/519; 294/54.5, 49, 51, 53.5, 55; 16/11 R,
16/111 R, 110.1, 430-431, 421-422, 426
See application file for complete search history.

DESCRIPTION

FIG. 1 is a perspective view of a tool handle showing my new design;

FIG. 2 is a front elevational view thereof;

FIG. 3 is a rear elevational view thereof;

FIG. 4 is a top plan view thereof;

FIG. 5 is a bottom plan view thereof;

FIG. 6 is a left side view thereof;

FIG. 7 is a right side view thereof; and,

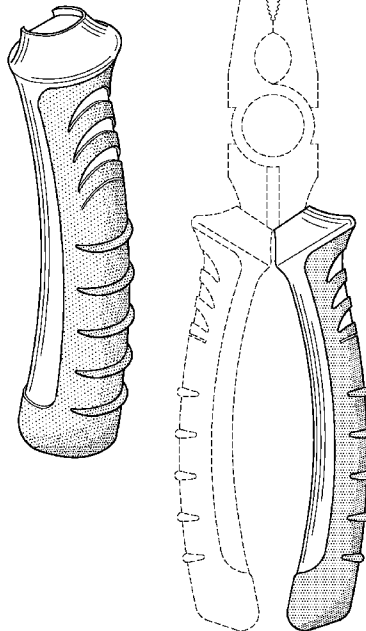
FIG. 8 is a view showing the tool handle in a position of use, wherein the broken lines illustrate environmental structure that forms no part of the claimed design.

(56) **References Cited**

U.S. PATENT DOCUMENTS

D486,716 S * 2/2004 Levine et al. D8/107
D494,040 S * 8/2004 Phillips D8/107
D544,770 S * 6/2007 Yang D8/52

1 Claim, 5 Drawing Sheets



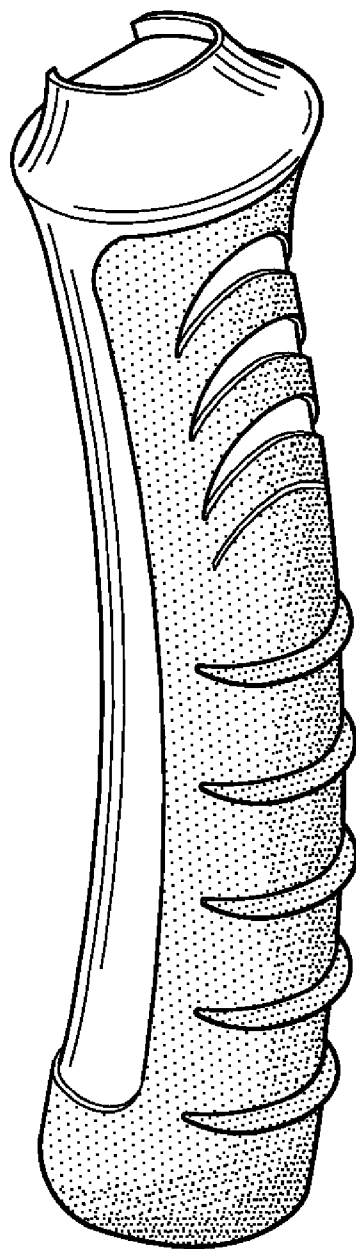


FIG. 1

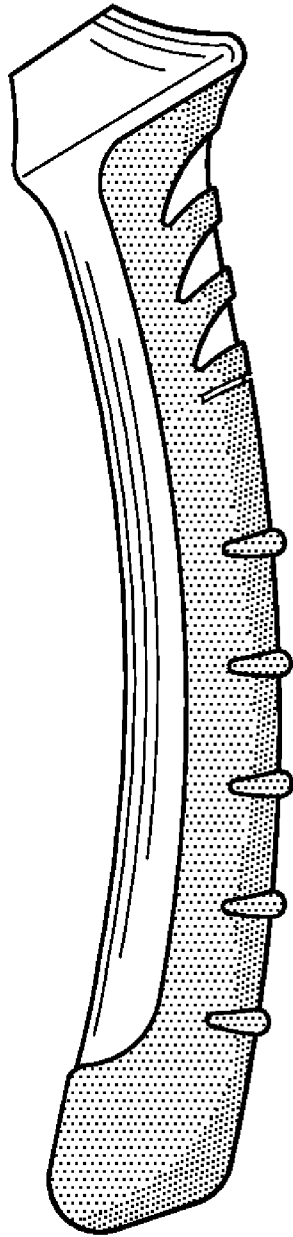


FIG. 2

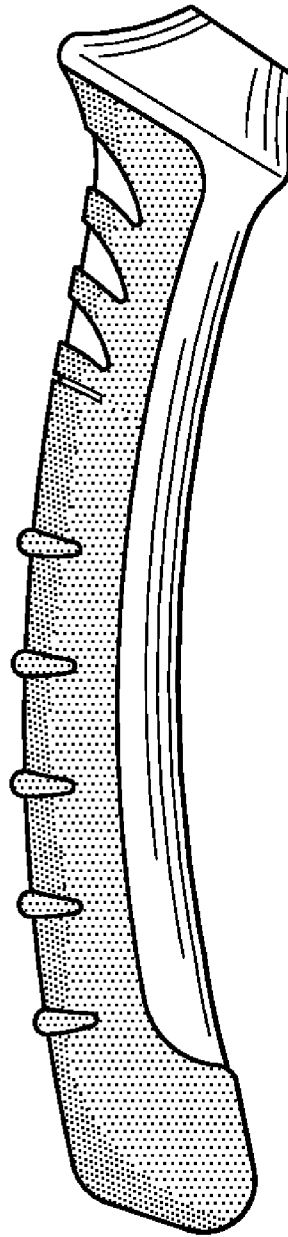


FIG. 3

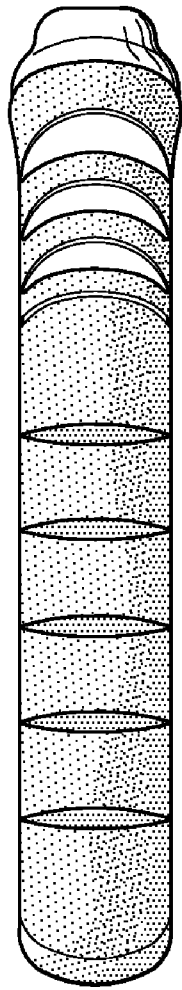


FIG. 4

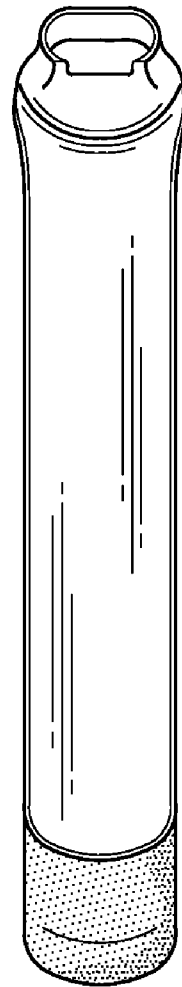


FIG. 5

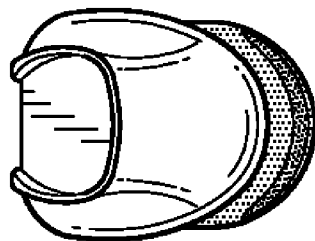


FIG. 6

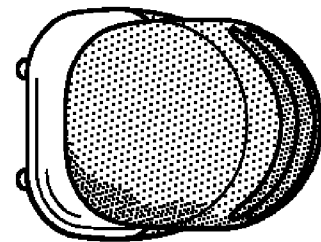


FIG. 7

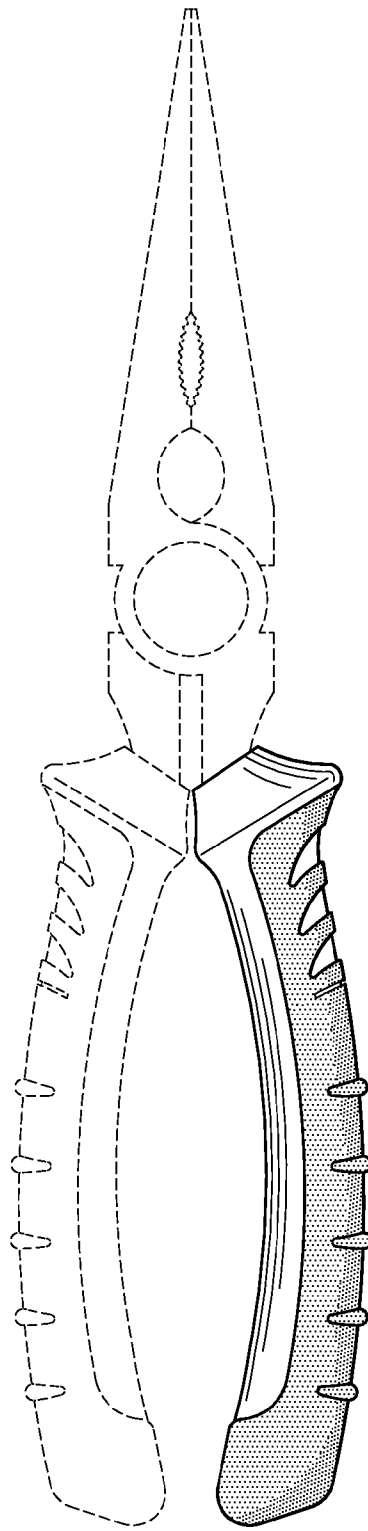


FIG. 8