



US 20090049860A1

(19) **United States**
(12) **Patent Application Publication**
Manner et al.

(10) **Pub. No.: US 2009/0049860 A1**
(43) **Pub. Date: Feb. 26, 2009**

(54) **RECREATIONAL AMUSEMENT**

Publication Classification

(76) Inventors: **Kevin Edward Manner**, Boerne, TX (US); **Brooks Christopher Bennett**, Baltimore, MD (US)

(51) **Int. Cl.**
F25D 3/08 (2006.01)
A63B 67/00 (2006.01)
(52) **U.S. Cl.** **62/457.7; 62/457.1; 473/415**

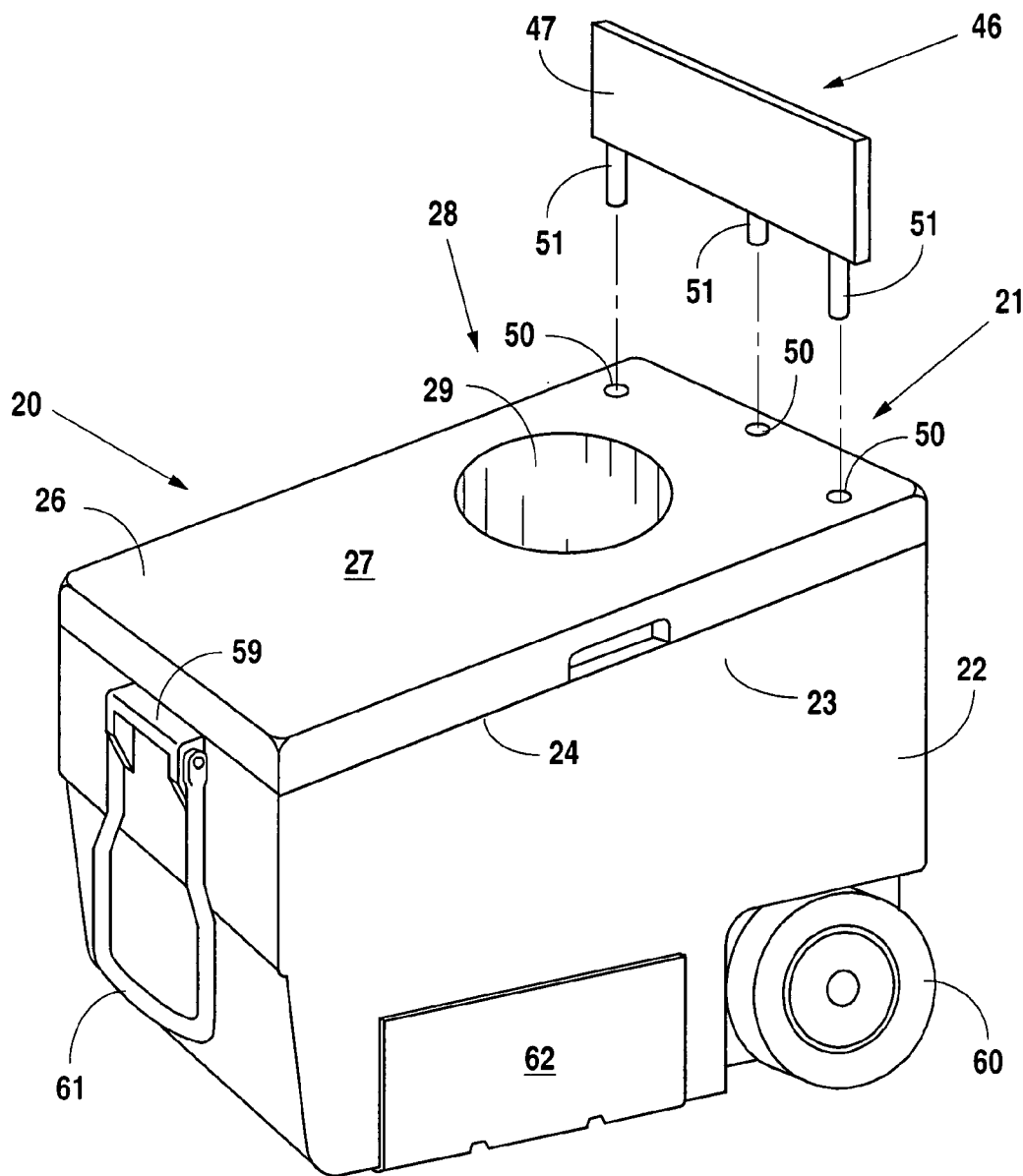
Correspondence Address:
WAYNE J COLTON INC
THE MILAM BUILDING SUITE 1032
115 EAST TRAVIS STREET
SAN ANTONIO, TX 78205 (US)

(57) **ABSTRACT**

A recreational amusement takes the form a cooler having a toss-type game board integrated with the cooler's lid. The toss-type game board includes one or more cavities in the top of the lid. Provision is made for orienting the top of the lid in a sloping position for play of the game enabled by the game board. The cooler retains all conventional features of a beverage type cooler.

(21) Appl. No.: **11/895,282**

(22) Filed: **Aug. 23, 2007**



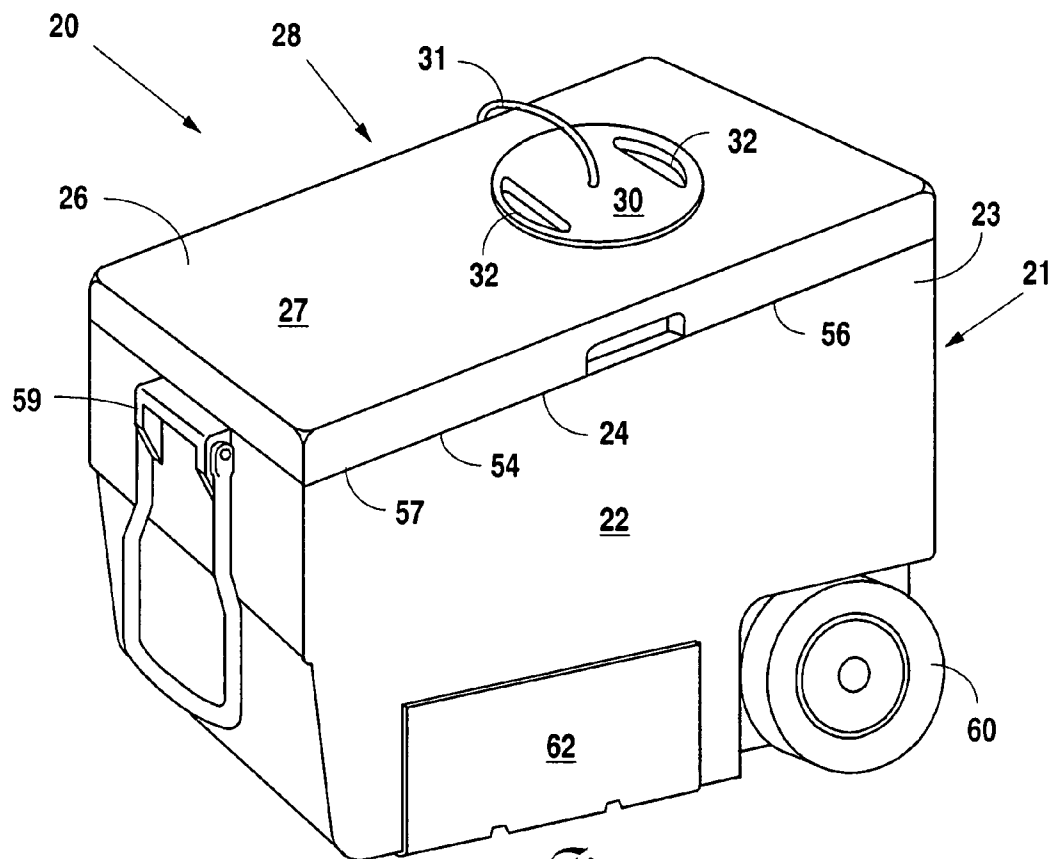


Fig. 1

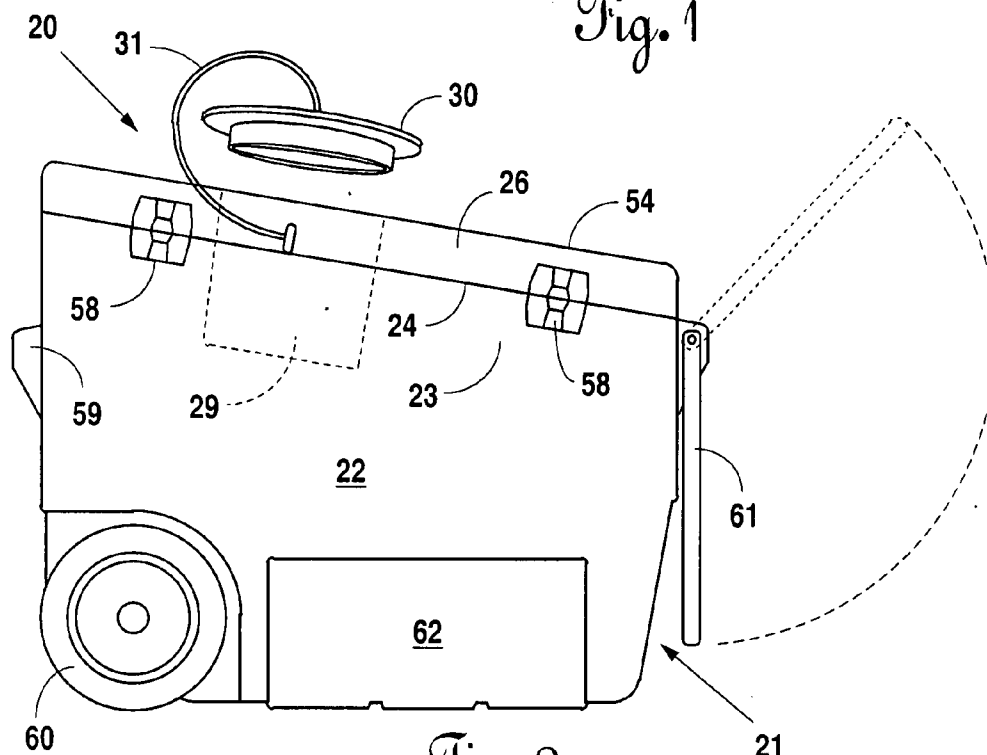


Fig. 2

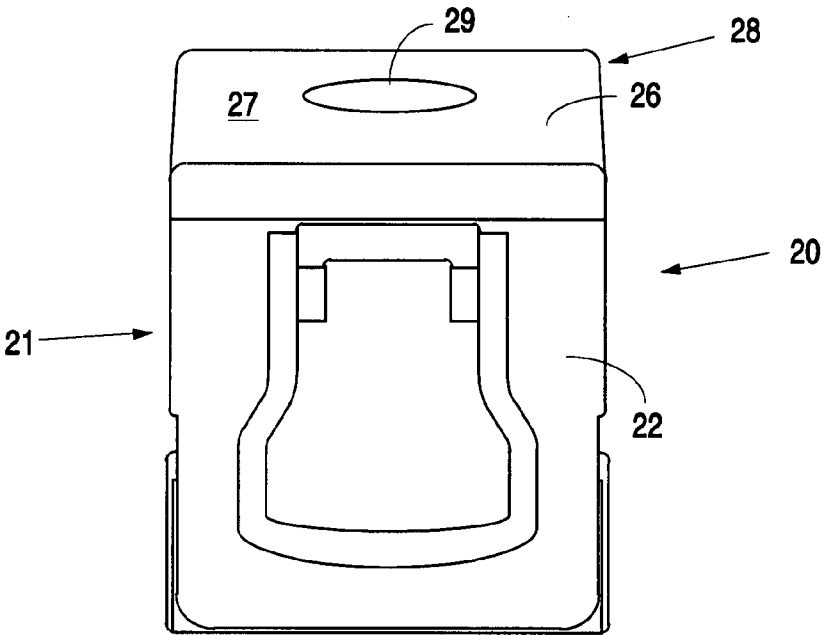


Fig. 3

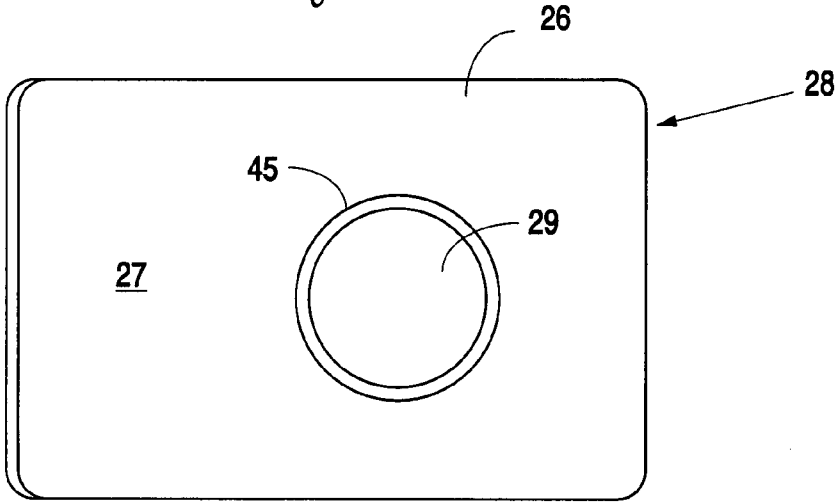


Fig. 4


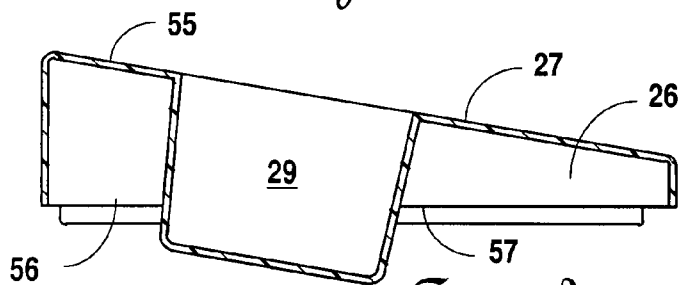
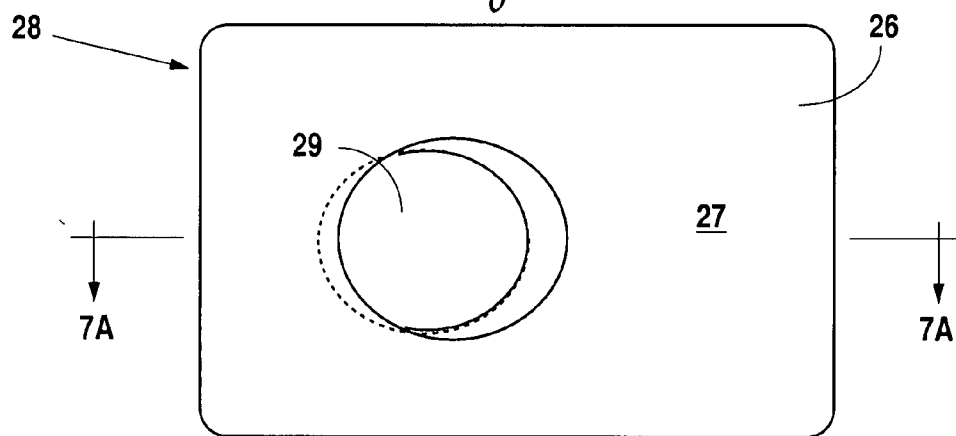
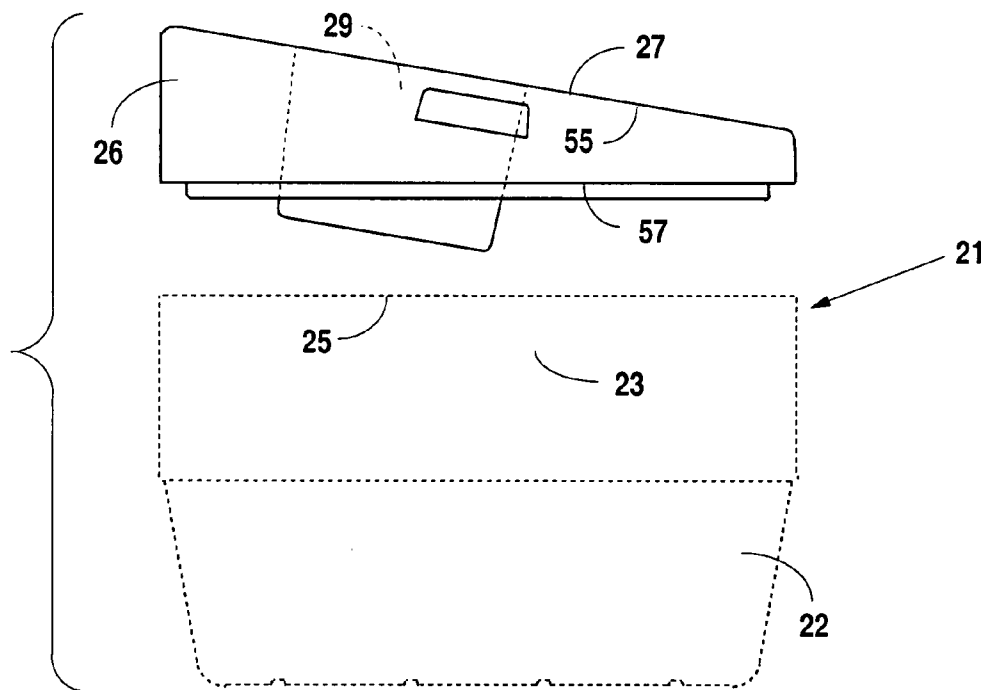


Fig. 5



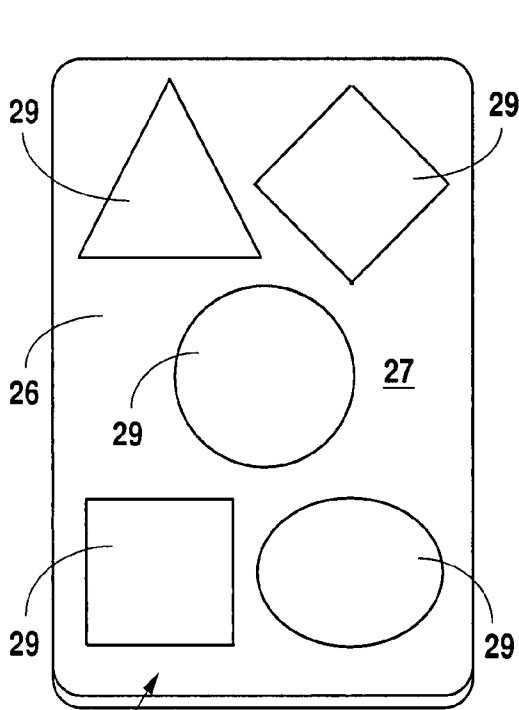


Fig. 8

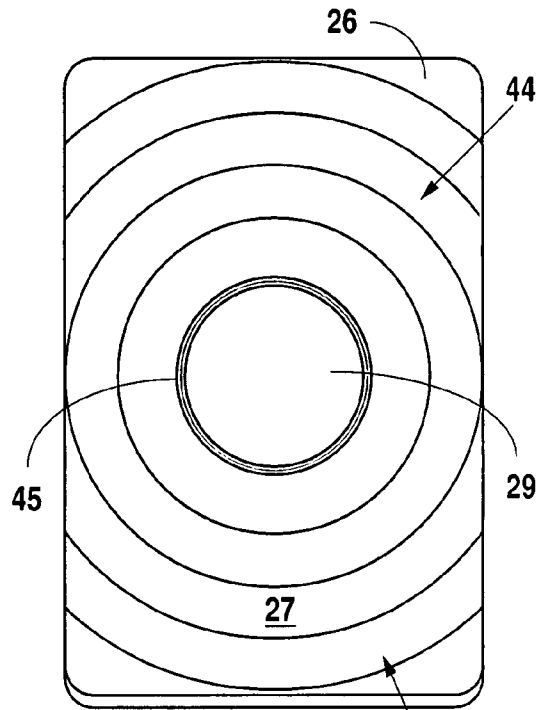


Fig. 9

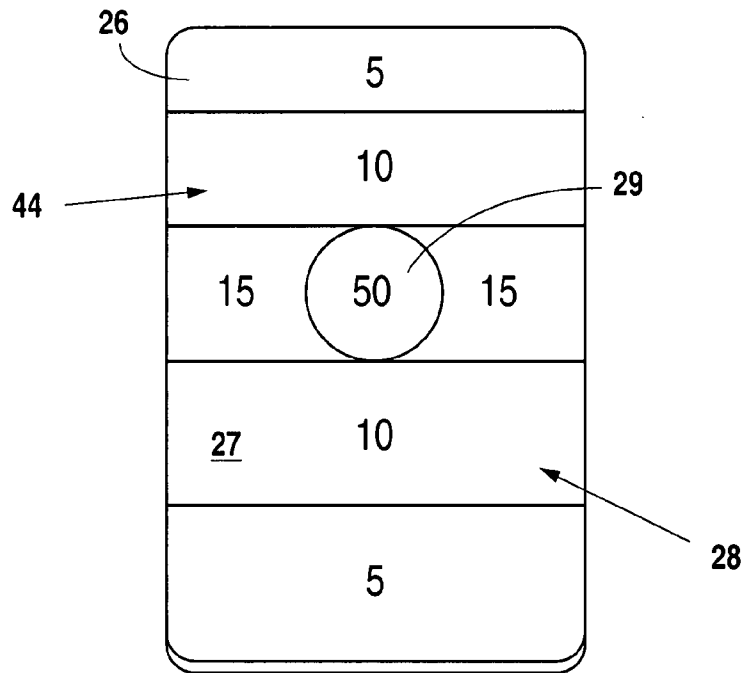


Fig. 10

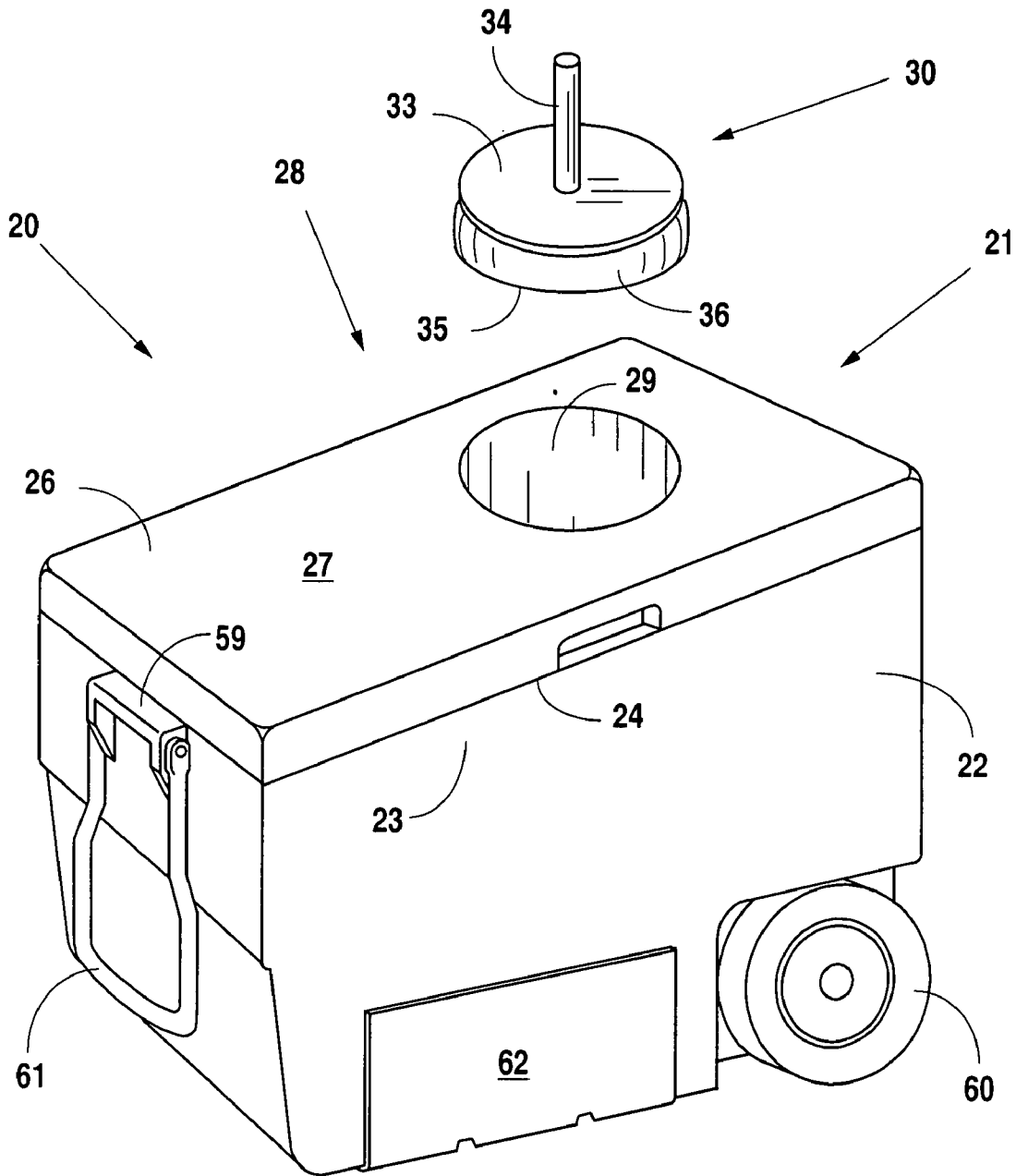


Fig. 11

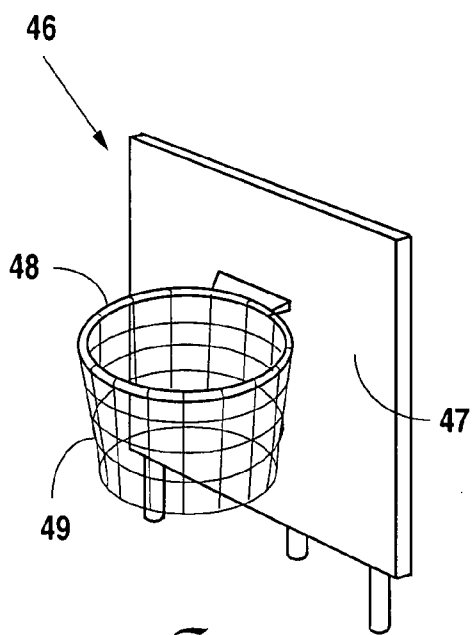


Fig. 13

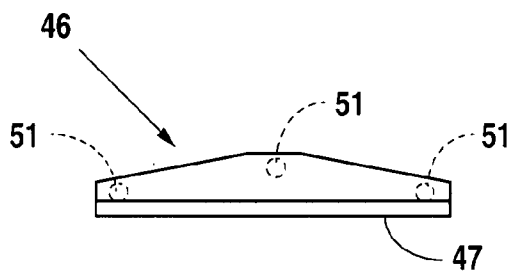


Fig. 12A

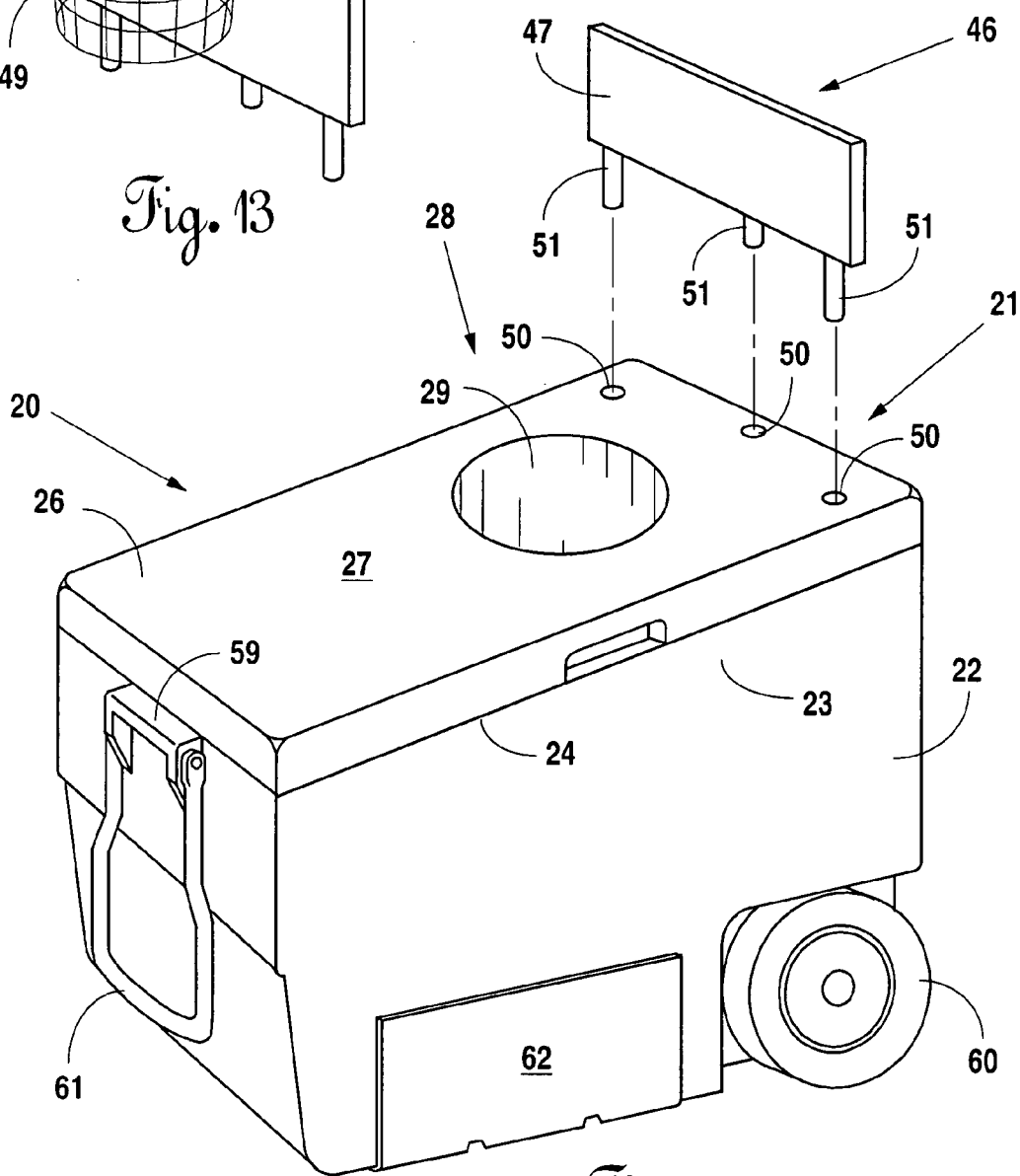


Fig. 12

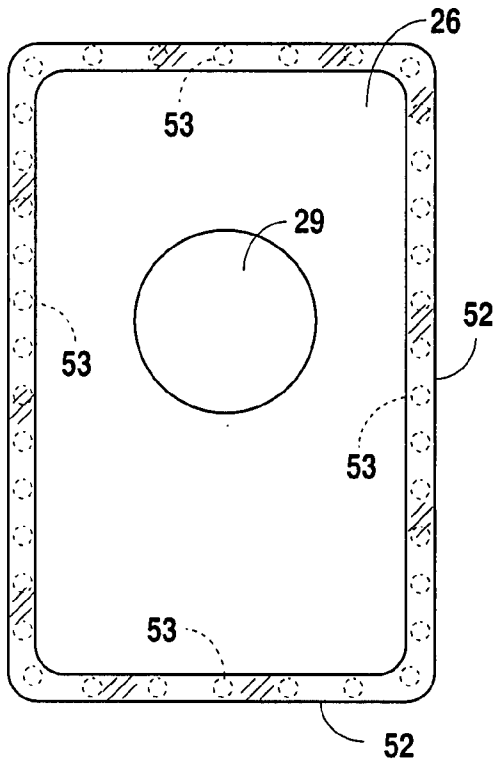


Fig. 14

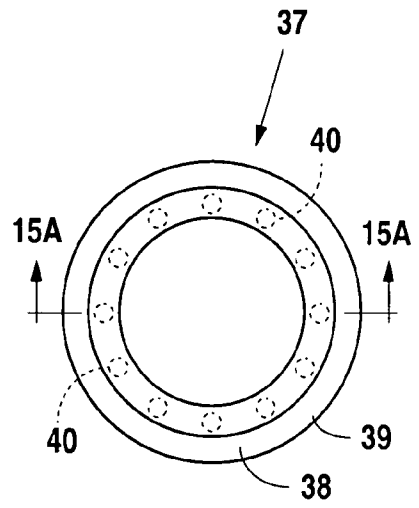


Fig. 15

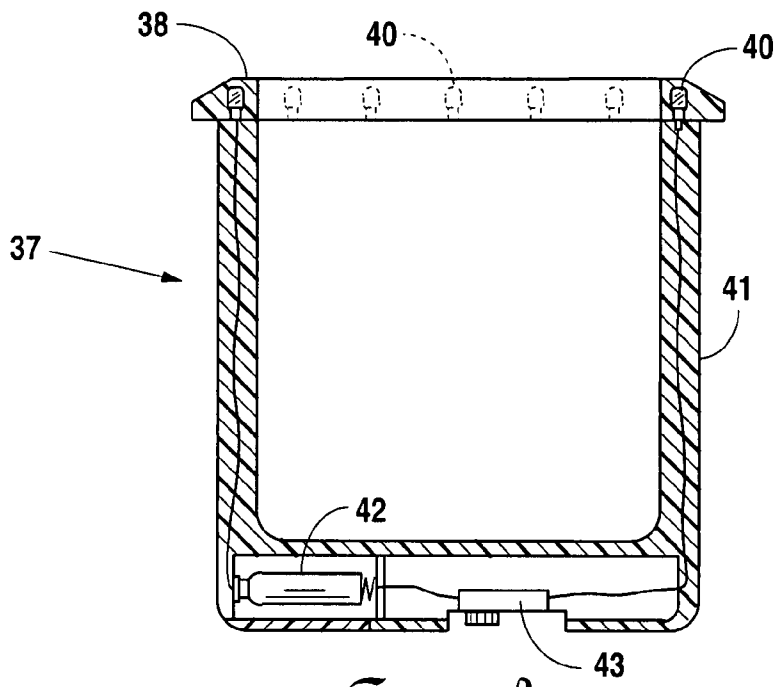


Fig. 15A

RECREATIONAL AMUSEMENT

FIELD OF THE INVENTION

[0001] The present invention relates to recreation. More particularly, the invention relates to a recreational amusement specifically adapted to enable convenient transport of a game by integrating elements of the game into a cooler such as would be expected to be brought along to a recreational outing.

BACKGROUND OF THE INVENTION

[0002] Few things are as rejuvenating as going on a recreational outing with family or friends. Unfortunately, some of the fun of such outings is often dampened for those assigned the tasks of packing up and transporting food and beverages, picnic wares, sporting equipment and the like. Often, due to a limited space for transportation of such items, those assigned the tasks are often forced to make difficult decisions regarding what to take and what to leave behind, often to the disappointment of at least some others.

[0003] It is therefore an overriding object of the present invention to eliminate at least a part of the resulting frustration by providing a recreational amusement that is highly integrated with an otherwise conventional food and beverage cooler, which, of course, is an item rarely omitted from the outing. It is an additional object of the present invention to provide such a recreational amusement that may be utilized in a number of manners, thereby ensuring that those who are fortunate enough to often embark on recreational outings do not quickly bore of the amusement. Still further, it is an object of the present invention to provide such a recreational amusement that is economical to manufacture and easy to play, thereby ensuring the benefit by those of virtually any economic means or age.

SUMMARY OF THE INVENTION

[0004] In accordance with the foregoing objects, the present invention—a recreational amusement—generally comprises a cooler having a toss-type game board integrated with the lid thereof. The toss-type game board generally includes one or more cavities provided in the top of the lid of the cooler. Additionally, provision is made in the recreational amusement of the present invention for orienting the top of the lid in a sloping position for play of the game enabled by the game board.

[0005] Finally, many other features, objects and advantages of the present invention will be apparent to those of ordinary skill in the relevant arts, especially in light of the foregoing discussions and the following drawings, exemplary detailed description and appended claims.

BRIEF DESCRIPTION OF THE DRAWINGS

[0006] Although the scope of the present invention is much broader than any particular embodiment, a detailed description of the preferred embodiment follows together with illustrative figures, wherein like reference numerals refer to like components, and wherein:

[0007] FIG. 1 shows, in a perspective view, a first preferred embodiment of the recreational amusement of the present invention;

[0008] FIG. 2 shows, in a left side elevational view, the recreational amusement of FIG. 1;

[0009] FIG. 3 shows, in a front end view, the recreational amusement of FIG. 1;

[0010] FIG. 4 shows, in a top plan view, the lid of the cooler embodying the recreational amusement of FIG. 1;

[0011] FIG. 5 shows, in right side elevational view, the lid of FIG. 4;

[0012] FIG. 6 shows, in a left side elevational view, the lid of a cooler as formed to implement a second preferred embodiment of the recreational amusement of the present invention;

[0013] FIG. 7 shows, in a cross-sectional view corresponding to FIG. 6, the lid of FIG. 6;

[0014] FIG. 8 shows, in a top plan view generally corresponding to the view of FIG. 4, a first extension of various aspects of the recreational amusement of FIG. 1 or 6;

[0015] FIG. 9 shows, in a top plan view generally corresponding to the view of FIG. 4, a second extension of various aspects of the recreational amusement of FIG. 1 or 6;

[0016] FIG. 10 shows, in a top plan view generally corresponding to the view of FIG. 4, a third extension of various aspects of the recreational amusement of FIG. 1 or 6;

[0017] FIG. 11 shows, in a perspective view generally corresponding to the view of FIG. 1, a fourth extension of various aspects of the recreational amusement of FIG. 1 or 6;

[0018] FIG. 12 shows, in a perspective view generally corresponding to the view of FIG. 1, a fifth extension of various aspects of the recreational amusement of FIG. 1 or 6;

[0019] FIG. 12A shows, in a top plan view, details of the extension of FIG. 12;

[0020] FIG. 13 shows, in a perspective view, an alternative embodiment of the extension of FIG. 12;

[0021] FIG. 14 shows, in a top plan view generally corresponding to the view of FIG. 4, a sixth extension of various aspects of the recreational amusement of FIG. 1 or 6;

[0022] FIG. 15 shows, in a top plan view, a seventh extension of various aspects of the recreational amusement of FIG. 1 or 6; and

[0023] FIG. 15A, shows in a cross sectional view taken through cut line 15A-15A of FIG. 15, details of the extension of FIG. 15.

DETAILED DESCRIPTION OF THE PREFERRED EMBODIMENT

[0024] Although those of ordinary skill in the art will readily recognize many alternative embodiments, especially in light of the illustrations provided herein, this detailed description is exemplary of the preferred embodiment of the present invention, the scope of which is limited only by the claims appended hereto.

[0025] Referring now to the figures, the recreational amusement 20 of the present invention generally comprises a cooler 21 having a toss-type game board 28 integrated with the lid 26 thereof. As shown in figures, the toss-type game board 28 generally comprises one or more cavities 29 provided in the top 27 of the lid 26 of the cooler 21. Additionally, provision is made in the recreational amusement 20 of the present invention for orienting the top 27 of the lid 26 in a sloping position for play of the game enabled by the game board 28.

[0026] In a first preferred embodiment of the recreational amusement 20, as particularly shown in FIGS. 1 and 2, the sloping aspect of the top 27 of the lid 26 for the cooler 21 may be provided by forming the top portion 23 of the box 22 of the cooler 21 to have a sloping edge profile 24. In this embodi-

ment, the bottom 56 of the lid 27 is generally conventionally formed to have a traditional horizontal edge profile 57 and the top 28 of the lid 27 is also formed to have a traditional edge profile 24. In a second preferred embodiment of the recreational amusement 20, as particularly shown in FIGS. 6 and 7, the lid 26 for the cooler 21 may be formed with a traditional horizontal edge profile 57 at the bottom 56 thereof but with a sloping horizontal edge profile 55 at the top 27. As will be appreciated by those of ordinary skill in the art, especially in light of this exemplary detailed description, this second preferred embodiment of the recreational amusement 20 is particularly suited for enabling implementation of the present invention in the after-market for conventional coolers, wherein it is to be expected that the box 22 of the cooler 21 would have a traditional horizontal edge profile 25 at the top 23 thereof.

[0027] Regardless of implementation for the sloping aspect of the game board 28, the one or more cavities 29 are disposed in and through the top 27 of the lid 26 for a cooler 21, forming in the top 27 of the lid 26 one or more repositories for receiving therein a ball, toss-bag or the like in play of the enabled game. As shown in FIGS. 1 and 2, such a cavity 29 may be provided with a lid 30, which is preferably provided with a tether 31 for retaining the lid 30 during play of the game and/or one or more handles 32 for facilitating removal of the lid 30 as desired. As will be appreciated by those of ordinary skill in the art, provision of such a lid 30 increases the utility of the present invention by enabling the game cavities 29 to also serve as storage areas for condiments, picnic supplies or the like.

[0028] As particularly shown in FIGS. 8 through 10, the game board 28 may be implemented in a variety of alternative forms. For example, as shown in FIG. 8, a plurality of cavities 29 may be provided in top 27 of the lid 26. As also shown in FIG. 8, the cavities may take a variety of shapes and be of a variety of sizes, thereby increasing the possibilities for play and scoring of the game. Additionally, as particularly shown in FIGS. 9 and 10, scoring appliqué 44 may be provided to further enhance the game. As particularly shown in FIG. 9, one or more of the scoring appliqué 44 may be manufactured of luminescent material 45 for play of the game in poorly lighted areas.

[0029] As particularly shown in FIGS. 12 and 13, a plurality of attachments 46 may be provided as part of the recreational amusement 20 of the present invention, thereby injecting further variety into play of the game. For example, a backboard 47 may be provided as particularly shown in FIG. 12. As shown in FIG. 12, such a backboard 47 is preferably provided with one or more attachment mounting pegs 51 which may be received in a corresponding number of attachment mounting holes 50 provided in the top 27 of the lid 26. As particularly shown in FIG. 12A, such mounting holes 50 and corresponding attachment mounting pegs 51 are preferably provided in a non-linear layout in order to give additional vertical stability to the backboard 47 thereby preventing inadvertent dislodgement of the backboard 47 upon impact from a ball, toss bag or the like. As particularly shown in FIG. 13, an attachment 46 comprising a backboard 47 may be provided with a ring 48, which may have a net 49 or the like attached thereto, thereby extending the game implemented in the recreational amusement 20 of the present invention to a basketball-like game.

[0030] The utility of the recreational amusement 20 of the present invention may also be extended by providing the

cavity 29 with a reversible-lid 30 as shown in FIG. 11. In this implementation, the top 33 of the lid 30 is provided with a peg 34 attached thereto. The base 35 of the lid 30 is also preferably provided with a frictional edge banding 36, thereby forming the lid 30 as a plug for insertion into the cavity 29. As will be appreciated by those of ordinary skill in the art, this implementation allows the toss-type game to be played as a ring-toss type game. As will also be appreciated by those of ordinary skill in the art, such a lid 30 may simply be inverted for transportation or storage of the recreational amusement 20 with the peg 34 contained fully within the cavity 29.

[0031] As particularly shown in FIG. 14, the lid 26 for the cooler 21 may be provided with preferably embedded lighting 53 about the perimeter 52 thereof. In this manner, the recreational amusement 20 of the present invention may be readily played even in very low lighting conditions. In a further extension of the present invention, the recreational amusement 20 may be provided with an insert 37 for the cavity 29. In this manner, embedded lighting 40 may be optionally provided about the cavity 29. In implementation of such an extension, the embedded lighting 40 is provided about the perimeter 39 of the top 38 of the insert and a power source 42 for the lighting 40 as well as an ON-OFF switch 43 are provided in the base 41 of the insert 37. As will be appreciated by those of ordinary skill in the art, by implementing this extension of the present invention as an insert 37, the lighting power source 42 and switch 43 are easily provided in an out-of-the-way location, thereby preventing interference with play of the game.

[0032] While the foregoing description is exemplary of the preferred embodiment of the present invention, those of ordinary skill in the relevant arts will recognize the many variations, alterations, modifications, substitutions and the like as are readily possible, especially in light of this description, the accompanying drawings and claims drawn thereto. For example, it is to be expected that the cooler 21 may be provided with any conventional features such as carrying handles 59 wheels 60, a hingedly attached pulling handle 61 or protective reinforcement 62. Likewise, in implementations comprising an integrated lid 26, the lid 26 may be provided with conventional hinges 28. In any case, because the scope of the present invention is much broader than any particular embodiment, the foregoing detailed description should not be construed as a limitation of the scope of the present invention, which is limited only by the claims appended hereto.

What is claimed is:

1. A recreational amusement, said recreational amusement comprising:

a cooler, said cooler comprising a box and lid, said lid having a top surface; and
a game board formed in the top surface of said lid.

2. The recreational amusement as recited in claim 1, wherein said game board comprises a cavity formed in said lid.

3. The recreational amusement as recited in claim 1, wherein said game board comprises a plurality of cavities formed in said lid.

4. The recreational amusement as recited in claim 1, wherein said top surface of said lid comprises sloping horizontal profile when positioned in place on said box.

5. The recreational amusement as recited in claim 4, wherein said game board comprises a cavity formed in said lid.

6. The recreational amusement as recited in claim 4, wherein said game board comprises a plurality of cavities formed in said lid.

7. The recreational amusement as recited in claim 5, wherein:

said box comprises a top edge; and
said top edge of said box comprises a sloping profile.

8. The recreational amusement as recited in claim 5, wherein:

said box comprises a top edge, said top edge of said box comprising a horizontal profile; and
said lid comprises a bottom surface, said bottom surface comprising a sloping edge profile.

9. The recreational amusement as recited in claim 5, wherein said top surface of said lid is provided with appliqué for play of a game.

10. The recreational amusement as recited in claim 9, wherein said appliqué comprises luminescent material.

11. The recreational amusement as recited in claim 5, wherein said top surface of said lid is provided with mounting holes for removably affixing an attachment to said lid.

12. The recreation amusement as recited in claim 11, said recreational amusement further comprising an attachment for play of a game.

13. The recreational amusement as recited in claim 12, wherein said attachment comprises a backboard.

14. The recreational amusement as recited in claim 13, wherein said backboard comprises a ring affixed thereto.

15. The recreational amusement as recited in claim 14, wherein said backboard further comprises a net affixed to said ring.

16. The recreational amusement as recited in claim 5, said recreational amusement further comprising a covering for said cavity.

17. The recreational amusement as recited in claim 16, wherein said covering comprises a plug for insertion into said cavity.

18. The recreational amusement as recited in claim 16, wherein said covering comprises a peg affixed thereto.

* * * * *