



US00D443329S

(12) **United States Design Patent**
Helmreich

(10) **Patent No.:** **US D443,329 S**

(45) **Date of Patent:** **** Jun. 5, 2001**

(54) **GOLF SERVICE CLIP**

(76) Inventor: **Maximilian Helmreich**, Laplacestr. 5,
D-81679 Munich (DE)

(**) Term: **14 Years**

(21) Appl. No.: **29/127,677**

(22) Filed: **Aug. 14, 2000**

(30) **Foreign Application Priority Data**

Aug. 8, 2000 (WO) DM/053 088

(51) **LOC (7) Cl.** **21-02**

(52) **U.S. Cl.** **D21/796; D3/221**

(58) **Field of Search** D21/789, 796;
D3/221, 224, 228; 206/315.1, 315.9; 473/284,
285, 408; 224/267, 269

(56) **References Cited**

U.S. PATENT DOCUMENTS

D. 252,422 * 7/1979 Gillenwater D3/221
D. 296,156 * 6/1988 Deany et al. D3/221

D. 338,254 * 8/1993 Ribbeck D3/224
D. 394,549 * 5/1998 Frazier D3/221
D. 405,860 * 2/1999 Hargrove D21/798
D. 412,958 * 8/1999 Sisson et al. D21/796
D. 415,345 * 10/1999 Duran D3/228
D. 416,134 * 11/1999 Cloutier D3/221

* cited by examiner

Primary Examiner—Mitchell Siegel

(57) **CLAIM**

The ornamental design for a golf service clip, as shown.

DESCRIPTION

FIG. 1 is a front plan view of a golf service clip showing my new design;

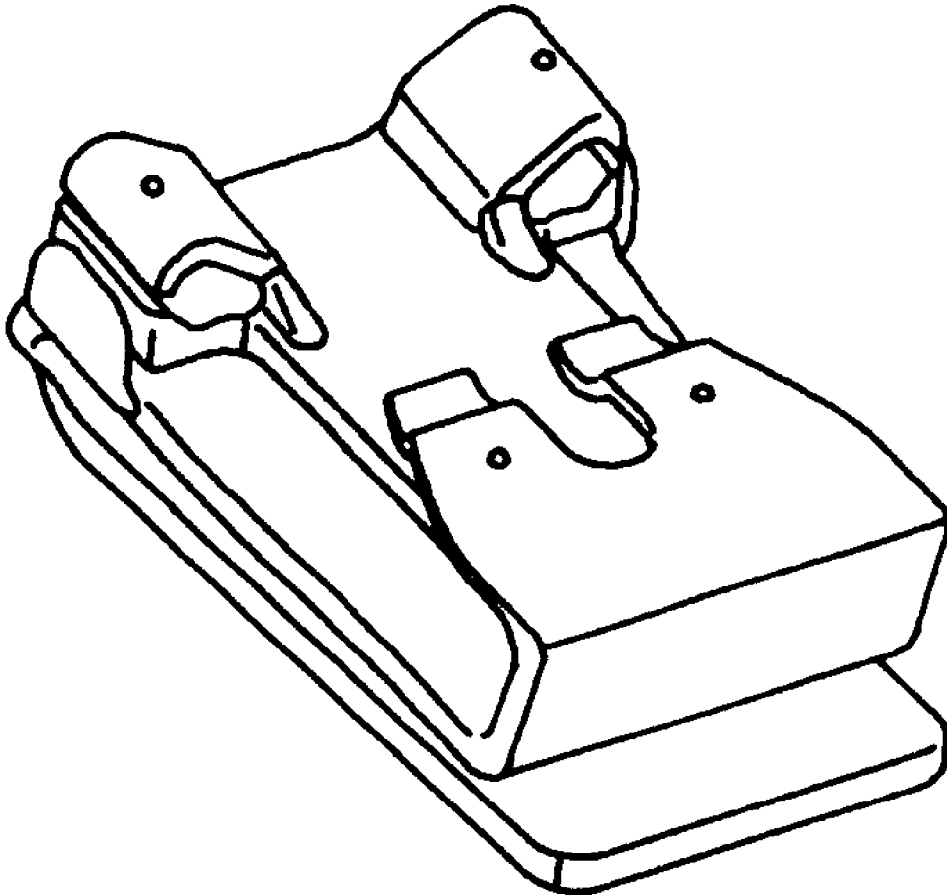
FIG. 2 is a rear plan view thereof;

FIG. 3 is a left side and bottom perspective view thereof;

FIG. 4 is a right side and bottom perspective view thereof; and,

FIG. 5 is a top perspective view thereof.

1 Claim, 1 Drawing Sheet



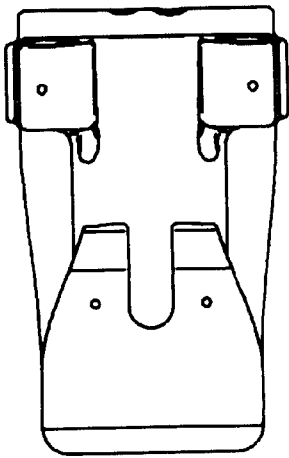


FIG. 1

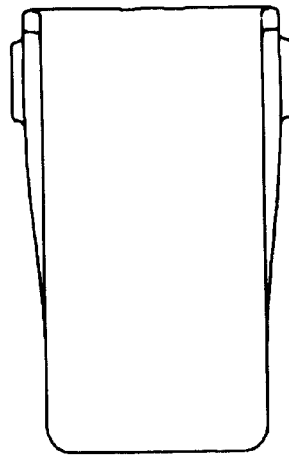


FIG. 2

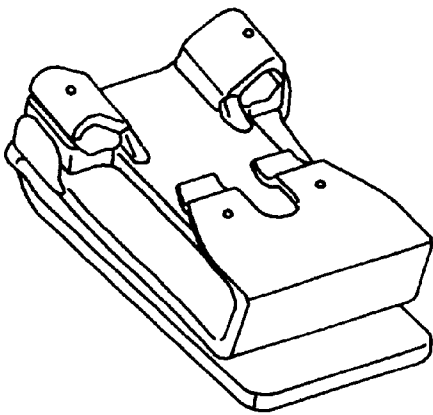


FIG. 3

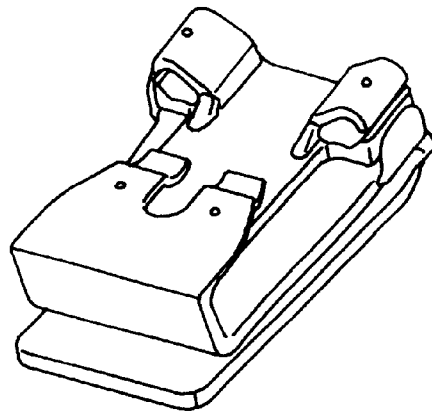


FIG. 4

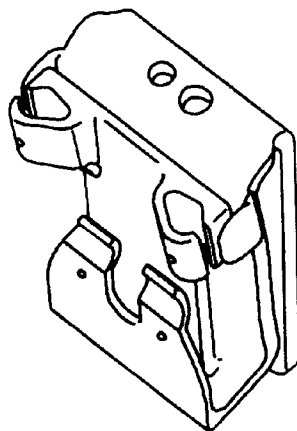


FIG. 5