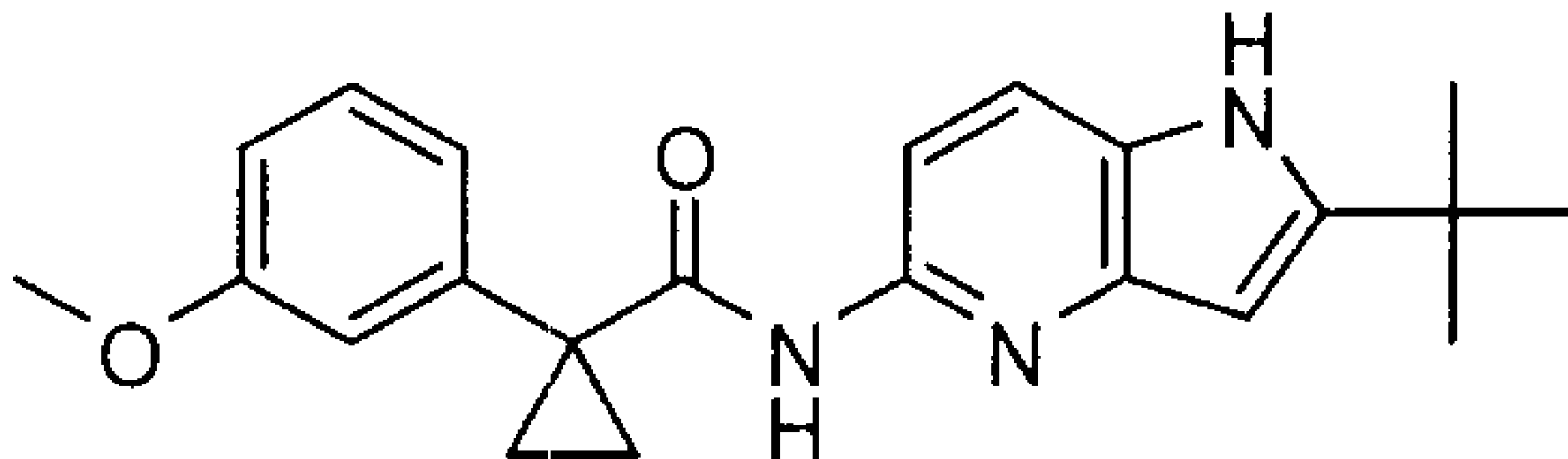




(86) **Date de dépôt PCT/PCT Filing Date:** 2007/11/02  
(87) **Date publication PCT/PCT Publication Date:** 2008/10/23  
(45) **Date de délivrance/Issue Date:** 2017/01/03  
(85) **Entrée phase nationale/National Entry:** 2009/04/30  
(86) **N° demande PCT/PCT Application No.:** US 2007/083464  
(87) **N° publication PCT/PCT Publication No.:** 2008/127399  
(30) **Priorité/Priority:** 2006/11/03 (US60/856,584)

(51) **Cl.Int./Int.Cl. C07D 471/04** (2006.01),  
**A61K 31/437** (2006.01), **A61P 25/00** (2006.01),  
**A61P 3/00** (2006.01)  
(72) **Inventeurs/Inventors:**  
HADIDA RUAH, SARA, US;  
ZHOU, JINGLAN, US;  
MILLER, MARK, US;  
BEAR, BRIAN, US  
(73) **Propriétaire/Owner:**  
VERTEX PHARMACEUTICALS INCORPORATED, US  
(74) **Agent:** SMART & BIGGAR

(54) **Titre : DERIVES D'AZAINDOLE COMME MODULATEURS DE CFTR**  
(54) **Title: AZAINDOLE DERIVATIVES AS CFTR MODULATORS**



(57) **Abrégé/Abstract:**

The present invention relates to modulators of ATP-Binding Cassette ("ABC") transporters or fragments thereof of formula (I), including Cystic Fibrosis Transmembrane Conductance Regulator ("CFTR"), compositions thereof, and methods therewith. The present invention also relates to methods of treating ABC transporter mediated diseases using such modulators.

(12) INTERNATIONAL APPLICATION PUBLISHED UNDER THE PATENT COOPERATION TREATY (PCT)

(19) World Intellectual Property Organization  
International Bureau(43) International Publication Date  
23 October 2008 (23.10.2008)

PCT

(10) International Publication Number  
**WO 2008/127399 A3**

## (51) International Patent Classification:

C07D 471/04 (2006.01) A61P 3/00 (2006.01)  
A61K 31/437 (2006.01) A61P 25/00 (2006.01)

## (21) International Application Number:

PCT/US2007/083464

## (22) International Filing Date:

2 November 2007 (02.11.2007)

## (25) Filing Language:

English

## (26) Publication Language:

English

## (30) Priority Data:

60/856,584 3 November 2006 (03.11.2006) US

(71) Applicant (for all designated States except US): VERTEX  
PHARMACEUTICALS INCORPORATED [US/US];  
130 Waverly St., Cambridge, MA 02139 (US).

## (72) Inventors; and

(75) Inventors/Applicants (for US only): HADIDA RUAH,  
Sara [US/US]; 2356 Torrey Pines #16, La Jolla, CA 92037  
(US). ZHOU, Jinglan [US/US]; 4466 Shorepointe Way,  
San Diego, CA 92130 (US). MILLER, Mark [US/US];  
5075 La Jolla Blvd., #9, San Diego, CA 92109 (US).  
BEAR, Brian [US/US]; 5108 Spencer Court, Oceanside,  
CA 92057 (US).(74) Agent: DIVERDI, Michael, J.; Vertex Pharmaceuticals  
Incorporated, 130 Waverly Street, Cambridge, MA 02139  
(US).(81) Designated States (unless otherwise indicated, for every  
kind of national protection available): AE, AG, AL, AM,  
AT, AU, AZ, BA, BB, BG, BH, BR, BW, BY, BZ, CA, CH,  
CN, CO, CR, CU, CZ, DE, DK, DM, DO, DZ, EC, EE, EG,  
ES, FI, GB, GD, GE, GH, GM, GT, HN, HR, HU, ID, IL,  
IN, IS, JP, KE, KG, KM, KN, KP, KR, KZ, LA, LC, LK,  
LR, LS, LT, LU, LY, MA, MD, ME, MG, MK, MN, MW,  
MX, MY, MZ, NA, NG, NI, NO, NZ, OM, PG, PH, PL,  
PT, RO, RS, RU, SC, SD, SE, SG, SK, SL, SM, SV, SY,  
TJ, TM, TN, TR, TT, TZ, UA, UG, US, UZ, VC, VN, ZA,  
ZM, ZW.(84) Designated States (unless otherwise indicated, for every  
kind of regional protection available): ARIPO (BW, GH,  
GM, KE, LS, MW, MZ, NA, SD, SL, SZ, TZ, UG, ZM,  
ZW), Eurasian (AM, AZ, BY, KG, KZ, MD, RU, TJ, TM),  
European (AT, BE, BG, CH, CY, CZ, DE, DK, EE, ES, FI,  
FR, GB, GR, HU, IE, IS, IT, LT, LU, LV, MC, MT, NL, PL,  
PT, RO, SE, SI, SK, TR), OAPI (BF, BJ, CF, CG, CI, CM,  
GA, GN, GQ, GW, ML, MR, NE, SN, TD, TG).

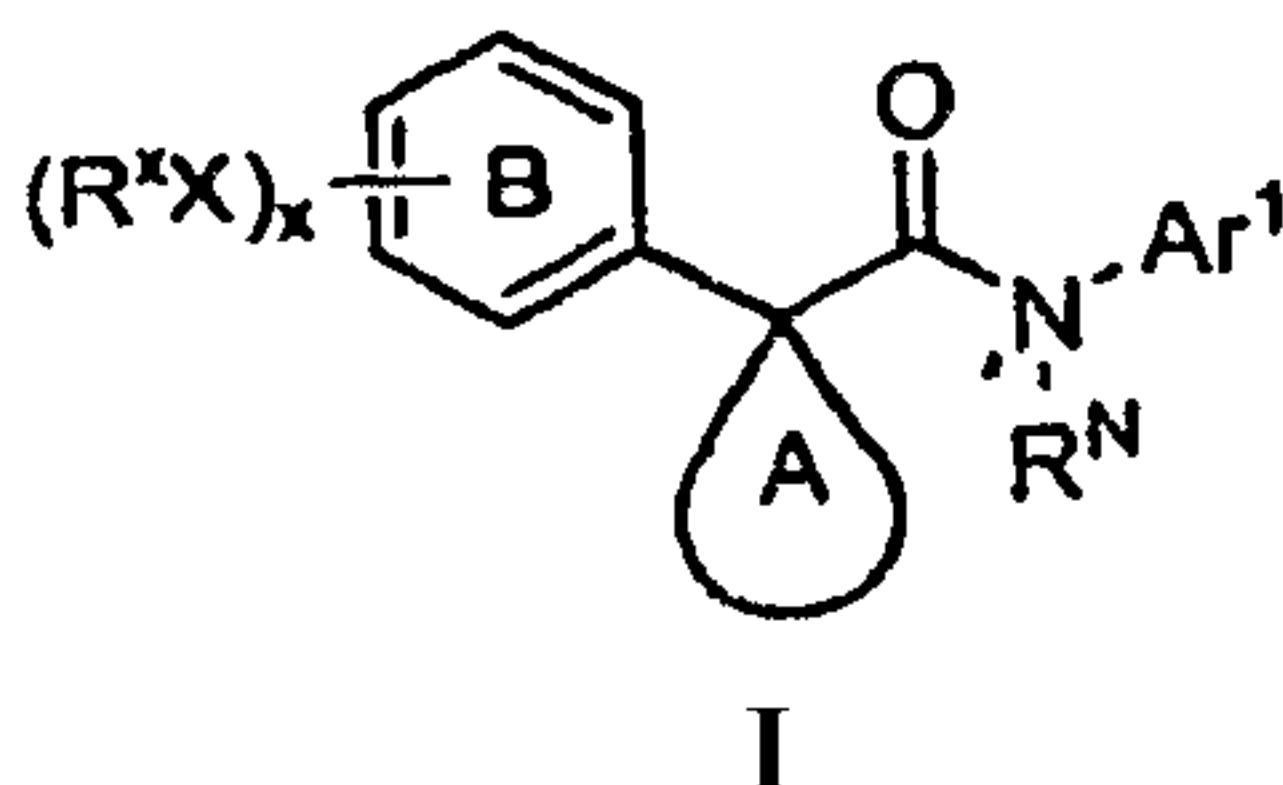
## Published:

- with international search report
- before the expiration of the time limit for amending the  
claims and to be republished in the event of receipt of  
amendments

## (88) Date of publication of the international search report:

31 December 2008

(54) Title: AZAINDOLE DERIVATIVES AS CFTR MODULATORS

(57) Abstract: The present invention relates to modulators of ATP-Binding Cas-  
sette ("ABC") transporters or fragments thereof of formula (I), including Cystic Fi-  
brosis Transmembrane Conductance Regulator ("CFTR"), compositions thereof, and  
methods therewith. The present invention also relates to methods of treating ABC  
transporter mediated diseases using such modulators.

**AZAINDOLE DERIVATIVES AS CFTR MODULATORS**

**TECHNICAL FIELD OF THE INVENTION**

[00100] The present invention relates to modulators of ATP-Binding Cassette ("ABC") transporters or fragments thereof, including Cystic Fibrosis Transmembrane Conductance Regulator ("CFTR"), compositions thereof, and methods therewith. The present invention also relates to methods of treating ABC transporter mediated diseases using such modulators.

**BACKGROUND OF THE INVENTION**

[00101] ABC transporters are a family of membrane transporter proteins that regulate the transport of a wide variety of pharmacological agents, potentially toxic drugs, and xenobiotics, as well as anions. ABC transporters are homologous membrane proteins that bind and use cellular adenosine triphosphate (ATP) for their specific activities. Some of these transporters were discovered as multidrug resistance proteins (like the MDR1-P glycoprotein, or the multidrug resistance protein, MRP1), defending malignant cancer cells against chemotherapeutic agents. To date, 48 ABC Transporters have been identified and grouped into 7 families based on their sequence identity and function.

[00102] ABC transporters regulate a variety of important physiological roles within the body and provide defense against harmful environmental compounds. Because of this, they represent important potential drug targets for the treatment of diseases associated with defects in the transporter, prevention of drug transport out of the target cell, and intervention in other diseases in which modulation of ABC transporter activity may be beneficial.

[00103] One member of the ABC transporter family commonly associated with disease is the cAMP/ATP-mediated anion channel, CFTR. CFTR is expressed in a variety of cells types, including absorptive and secretory epithelia cells, where it regulates anion flux across the membrane, as well as the activity of other ion channels and proteins. In epithelia cells, normal functioning of CFTR is critical for the maintenance of electrolyte transport throughout the body, including respiratory and digestive tissue. CFTR is composed of approximately 1480 amino acids that encode a protein made up of a tandem repeat of transmembrane domains, each containing six transmembrane helices and a nucleotide binding

domain. The two transmembrane domains are linked by a large, polar, regulatory (R)-domain with multiple phosphorylation sites that regulate channel activity and cellular trafficking.

**[00104]** The gene encoding CFTR has been identified and sequenced (See Gregory, R. J. et al. (1990) Nature 347:382-386; Rich, D. P. et al. (1990) Nature 347:358-362), (Riordan, J. R. et al. (1989) Science 245:1066-1073). A defect in this gene causes mutations in CFTR resulting in Cystic Fibrosis ("CF"), the most common fatal genetic disease in humans. Cystic Fibrosis affects approximately one in every 2,500 infants in the United States. Within the general United States population, up to 10 million people carry a single copy of the defective gene without apparent ill effects. In contrast, individuals with two copies of the CF associated gene suffer from the debilitating and fatal effects of CF, including chronic lung disease.

**[00105]** In patients with cystic fibrosis, mutations in CFTR endogenously expressed in respiratory epithelia leads to reduced apical anion secretion causing an imbalance in ion and fluid transport. The resulting decrease in anion transport contributes to enhanced mucus accumulation in the lung and the accompanying microbial infections that ultimately cause death in CF patients. In addition to respiratory disease, CF patients typically suffer from gastrointestinal problems and pancreatic insufficiency that, if left untreated, results in death. In addition, the majority of males with cystic fibrosis are infertile and fertility is decreased among females with cystic fibrosis. In contrast to the severe effects of two copies of the CF associated gene, individuals with a single copy of the CF associated gene exhibit increased resistance to cholera and to dehydration resulting from diarrhea – perhaps explaining the relatively high frequency of the CF gene within the population.

**[00106]** Sequence analysis of the CFTR gene of CF chromosomes has revealed a variety of disease causing mutations (Cutting, G. R. et al. (1990) Nature 346:366-369; Dean, M. et al. (1990) Cell 61:863:870; and Kerem, B-S. et al. (1989) Science 245:1073-1080; Kerem, B-S et al. (1990) Proc. Natl. Acad. Sci. USA 87:8447-8451). To date, > 1000 disease causing mutations in the CF gene have been identified (<http://www.genet.sickkids.on.ca/cftr/>). The most prevalent mutation is a deletion of phenylalanine at position 508 of the CFTR amino acid sequence, and is commonly referred to as  $\Delta F508$ -CFTR. This mutation occurs in approximately 70% of the cases of cystic fibrosis and is associated with a severe disease .

**[00107]** The deletion of residue 508 in  $\Delta F508$ -CFTR prevents the nascent protein from folding correctly. This results in the inability of the mutant protein to exit the endoplasmic reticulum ("ER"), and traffic to the plasma membrane. As a result, the number of channels present in the membrane is far less than observed in cells expressing wild-type CFTR.

In addition to impaired trafficking, the mutation results in defective channel gating. Together, the reduced number of channels in the membrane and the defective gating lead to reduced anion transport across epithelia leading to defective ion and fluid transport. (Quinton, P. M. (1990), FASEB J. 4: 2709-2727). Studies have shown, however, that the reduced numbers of  $\Delta F508$ -CFTR in the membrane are functional, albeit less than wild-type CFTR. (Dalemans et al. (1991), Nature Lond. 354: 526-528; Denning et al., supra; Pasyk and Foskett (1995), J. Cell. Biochem. 270: 12347-50). In addition to  $\Delta F508$ -CFTR, other disease causing mutations in CFTR that result in defective trafficking, synthesis, and/or channel gating could be up- or down-regulated to alter anion secretion and modify disease progression and/or severity.

**[00108]** Although CFTR transports a variety of molecules in addition to anions, it is clear that this role (the transport of anions) represents one element in an important mechanism of transporting ions and water across the epithelium. The other elements include the epithelial  $\text{Na}^+$  channel, ENaC,  $\text{Na}^+/\text{2Cl}^-/\text{K}^+$  co-transporter,  $\text{Na}^+/\text{K}^+$ -ATPase pump and the basolateral membrane  $\text{K}^+$  channels, that are responsible for the uptake of chloride into the cell.

**[00109]** These elements work together to achieve directional transport across the epithelium via their selective expression and localization within the cell. Chloride absorption takes place by the coordinated activity of ENaC and CFTR present on the apical membrane and the  $\text{Na}^+/\text{K}^+$ -ATPase pump and  $\text{Cl}^-$  channels expressed on the basolateral surface of the cell. Secondary active transport of chloride from the luminal side leads to the accumulation of intracellular chloride, which can then passively leave the cell via  $\text{Cl}^-$  channels, resulting in a vectorial transport. Arrangement of  $\text{Na}^+/\text{2Cl}^-/\text{K}^+$  co-transporter,  $\text{Na}^+/\text{K}^+$ -ATPase pump and the basolateral membrane  $\text{K}^+$  channels on the basolateral surface and CFTR on the luminal side coordinate the secretion of chloride via CFTR on the luminal side. Because water is probably never actively transported itself, its flow across epithelia depends on tiny transepithelial osmotic gradients generated by the bulk flow of sodium and chloride.

**[00110]** In addition to Cystic Fibrosis, modulation of CFTR activity may be beneficial for other diseases not directly caused by mutations in CFTR, such as secretory diseases and other protein folding diseases mediated by CFTR. These include, but are not limited to, chronic obstructive pulmonary disease (COPD), dry eye disease, and Sjögren's Syndrome.

**[00111]** COPD is characterized by airflow limitation that is progressive and not fully reversible. The airflow limitation is due to mucus hypersecretion, emphysema, and bronchiolitis. Activators of mutant or wild-type CFTR offer a potential treatment of mucus hypersecretion and impaired mucociliary clearance that is common in COPD. Specifically,

increasing anion secretion across CFTR may facilitate fluid transport into the airway surface liquid to hydrate the mucus and optimized periciliary fluid viscosity. This would lead to enhanced mucociliary clearance and a reduction in the symptoms associated with COPD. Dry eye disease is characterized by a decrease in tear aqueous production and abnormal tear film lipid, protein and mucin profiles. There are many causes of dry eye, some of which include age, Lasik eye surgery, arthritis, medications, chemical/thermal burns, allergies, and diseases, such as cystic fibrosis and Sjögren's syndrome. Increasing anion secretion via CFTR would enhance fluid transport from the corneal endothelial cells and secretory glands surrounding the eye to increase corneal hydration. This would help to alleviate the symptoms associated with dry eye disease. Sjögren's syndrome is an autoimmune disease in which the immune system attacks moisture-producing glands throughout the body, including the eye, mouth, skin, respiratory tissue, liver, vagina, and gut. Symptoms, include, dry eye, mouth, and vagina, as well as lung disease. The disease is also associated with rheumatoid arthritis, systemic lupus, systemic sclerosis, and polymyositis/dermatomyositis. Defective protein trafficking is believed to cause the disease, for which treatment options are limited. Modulators of CFTR activity may hydrate the various organs afflicted by the disease and help to alleviate the associated symptoms.

**[00112]** As discussed above, it is believed that the deletion of residue 508 in  $\Delta F508$ -CFTR prevents the nascent protein from folding correctly, resulting in the inability of this mutant protein to exit the ER, and traffic to the plasma membrane. As a result, insufficient amounts of the mature protein are present at the plasma membrane and chloride transport within epithelial tissues is significantly reduced. In fact, this cellular phenomenon of defective ER processing of ABC transporters by the ER machinery, has been shown to be the underlying basis not only for CF disease, but for a wide range of other isolated and inherited diseases. The two ways that the ER machinery can malfunction is either by loss of coupling to ER export of the proteins leading to degradation, or by the ER accumulation of these defective/misfolded proteins [Aridor M, *et al.*, *Nature Med.*, 5(7), pp 745- 751 (1999); Shastry, B.S., *et al.*, *Neurochem. International*, 43, pp 1-7 (2003); Rutishauser, J., *et al.*, *Swiss Med Wkly*, 132, pp 211-222 (2002); Morello, JP *et al.*, *TIPS*, 21, pp. 466- 469 (2000); Bross P., *et al.*, *Human Mut.*, 14, pp. 186-198 (1999)]. The diseases associated with the first class of ER malfunction are cystic fibrosis (due to misfolded  $\Delta F508$ -CFTR as discussed above), hereditary emphysema (due to  $\alpha 1$ -antitrypsin; non Piz variants), hereditary hemochromatosis, coagulation-fibrinolysis deficiencies, such as protein C deficiency, Type 1 hereditary angioedema, lipid processing deficiencies, such as familial hypercholesterolemia, Type 1 chylomicronemia,

abetalipoproteinemia, lysosomal storage diseases, such as I-cell disease/pseudo-Hurler, mucopolysaccharidoses (due to lysosomal processing enzymes), Sandhof/Tay-Sachs (due to  $\beta$ -hexosaminidase), Crigler-Najjar type II (due to UDP-glucuronyl-sialyl-transferase), polyendocrinopathy/hyperinsulemia, diabetes mellitus (due to insulin receptor), Laron dwarfism (due to growth hormone receptor), myeloperoxidase deficiency, primary hypoparathyroidism (due to preproparathyroid hormone), melanoma (due to tyrosinase). The diseases associated with the latter class of ER malfunction are glycanosis CDG type 1, hereditary emphysema (due to  $\alpha$ 1-antitrypsin (PiZ variant), congenital hyperthyroidism, osteogenesis imperfecta (due to Type I, II, IV procollagen), hereditary hypofibrinogenemia (due to fibrinogen), ACT deficiency (due to  $\alpha$ 1-antichymotrypsin), diabetes insipidus (DI), neurophyseal DI (due to vasopressin hormone/V2-receptor), neprogenic DI (due to aquaporin II), Charcot-Marie Tooth syndrome (due to peripheral myelin protein 22), Perlizaeus-Merzbacher disease, neurodegenerative diseases such as Alzheimer's disease (due to  $\beta$ APP and presenilins), Parkinson's disease, amyotrophic lateral sclerosis, progressive supranuclear palsy, Pick's disease, several polyglutamine neurological disorders such as Huntington, spinocerebellar ataxia type I, spinal and bulbar muscular atrophy, dentatorubal pallidoluysonian, and myotonic dystrophy, as well as spongiform encephalopathies, such as hereditary Creutzfeldt-Jakob disease (due to prion protein processing defect), Fabry disease (due to lysosomal  $\alpha$ -galactosidase A), Straussler-Scheinker syndrome, chronic obstructive pulmonary disease (COPD), dry eye disease, and Sjögren's Syndrome.

**[00113]** In addition to up-regulation of CFTR activity, reducing anion secretion by CFTR modulators may be beneficial for the treatment of secretory diarrheas, in which epithelial water transport is dramatically increased as a result of secretagogue activated chloride transport. The mechanism involves elevation of cAMP and stimulation of CFTR.

**[00114]** Although there are numerous causes of diarrhea, the major consequences of diarrheal diseases, resulting from excessive chloride transport are common to all, and include dehydration, acidosis, impaired growth and death.

**[00115]** Acute and chronic diarrheas represent a major medical problem in many areas of the world. Diarrhea is both a significant factor in malnutrition and the leading cause of death (5,000,000 deaths/year) in children less than five years old.

**[00116]** Secretory diarrheas are also a dangerous condition in patients of acquired immunodeficiency syndrome (AIDS) and chronic inflammatory bowel disease (IBD). Sixteen million travelers to developing countries from industrialized nations every year develop

diarrhea, with the severity and number of cases of diarrhea varying depending on the country and area of travel.

[00117] Diarrhea in barn animals and pets such as cows, pigs and horses, sheep, goats, cats and dogs, also known as scours, is a major cause of death in these animals. Diarrhea can result from any major transition, such as weaning or physical movement, as well as in response to a variety of bacterial or viral infections and generally occurs within the first few hours of the animal's life.

[00118] The most common diarrheal causing bacteria is enterotoxogenic E-coli (ETEC) having the K99 pilus antigen. Common viral causes of diarrhea include rotavirus and coronavirus. Other infectious agents include cryptosporidium, giardia lamblia, and salmonella, among others.

[00119] Symptoms of rotaviral infection include excretion of watery feces, dehydration and weakness. Coronavirus causes a more severe illness in the newborn animals, and has a higher mortality rate than rotaviral infection. Often, however, a young animal may be infected with more than one virus or with a combination of viral and bacterial microorganisms at one time. This dramatically increases the severity of the disease.

[00120] Accordingly, there is a need for modulators of an ABC transporter activity, and compositions thereof, that can be used to modulate the activity of the ABC transporter in the cell membrane of a mammal.

[00121] There is a need for methods of treating ABC transporter mediated diseases using such modulators of ABC transporter activity.

[00122] There is a need for methods of modulating an ABC transporter activity in an *ex vivo* cell membrane of a mammal.

[00123] There is a need for modulators of CFTR activity that can be used to modulate the activity of CFTR in the cell membrane of a mammal.

[00124] There is a need for methods of treating CFTR-mediated diseases using such modulators of CFTR activity.

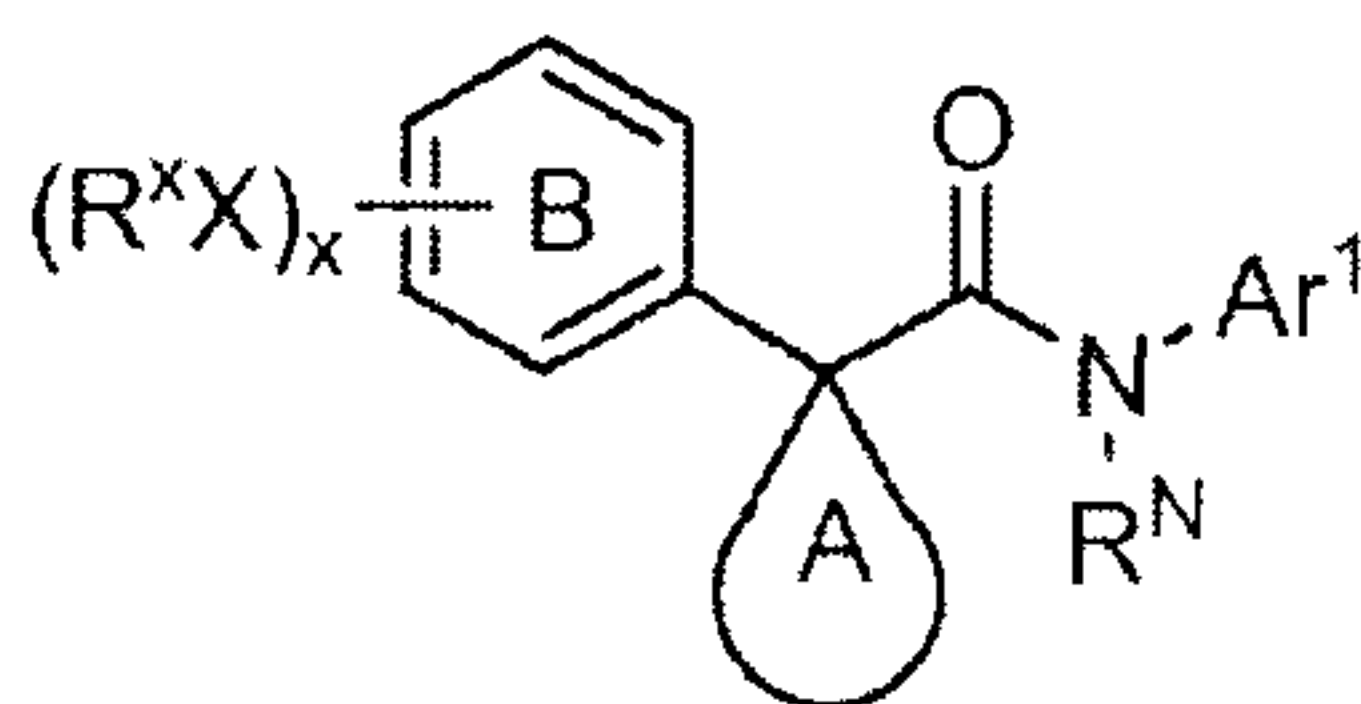
[00125] There is a need for methods of modulating CFTR activity in an *ex vivo* cell membrane of a mammal.



79580-189

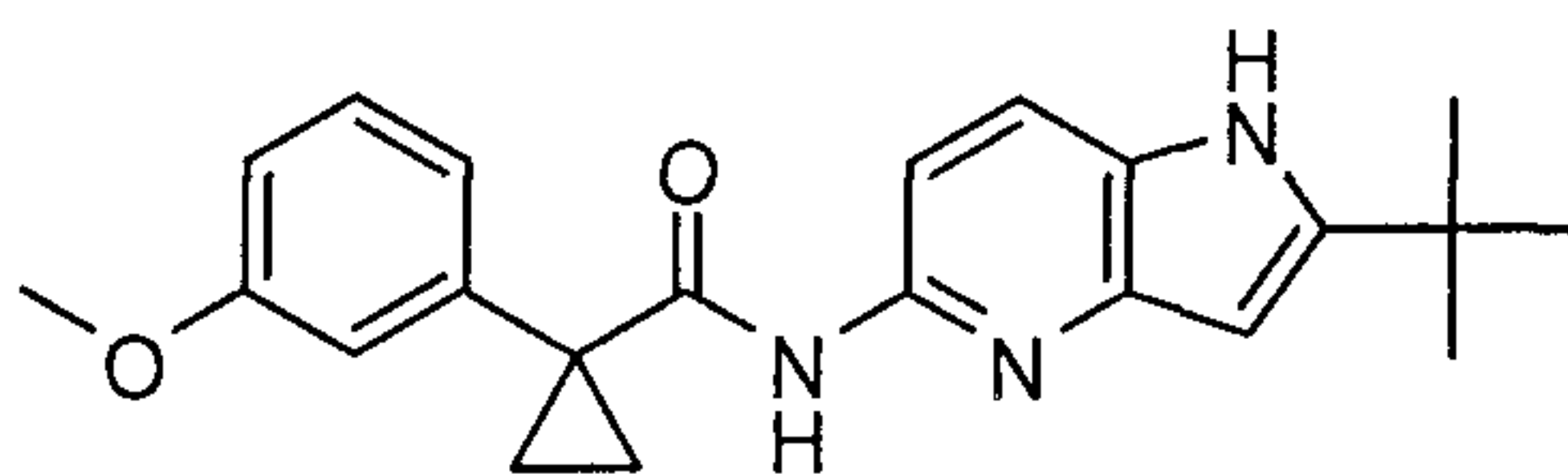
SUMMARY OF THE INVENTION

[00126] It has now been found that compounds of this invention, and pharmaceutically acceptable compositions thereof, are useful as modulators of ABC transporter activity, particularly CFTR activity. These compounds have the general formula I:



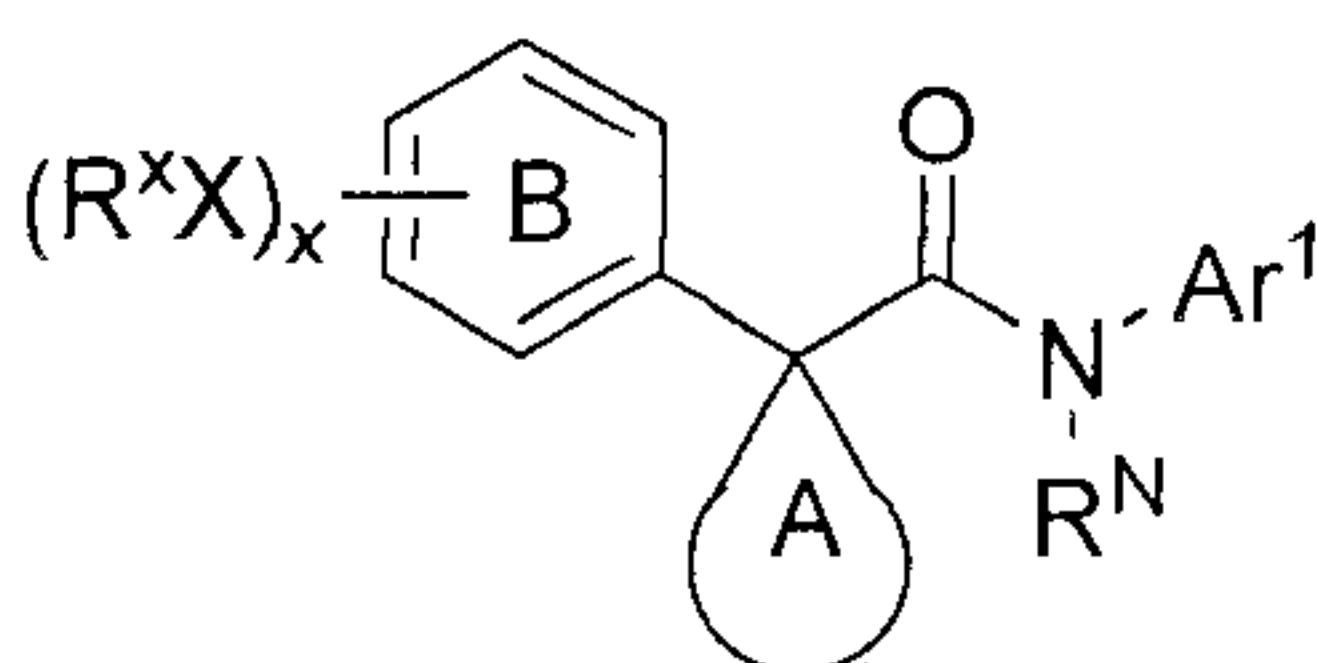
I

or a pharmaceutically acceptable salt thereof, wherein Ar<sup>1</sup>, R<sup>N</sup>, ring A, ring B, X, R<sup>x</sup>, and x are described below. In one specific aspect, the present invention relates to the compound:



or a pharmaceutically acceptable salt thereof.

[00126a] In an embodiment, the present invention relates to a compound having formula I:

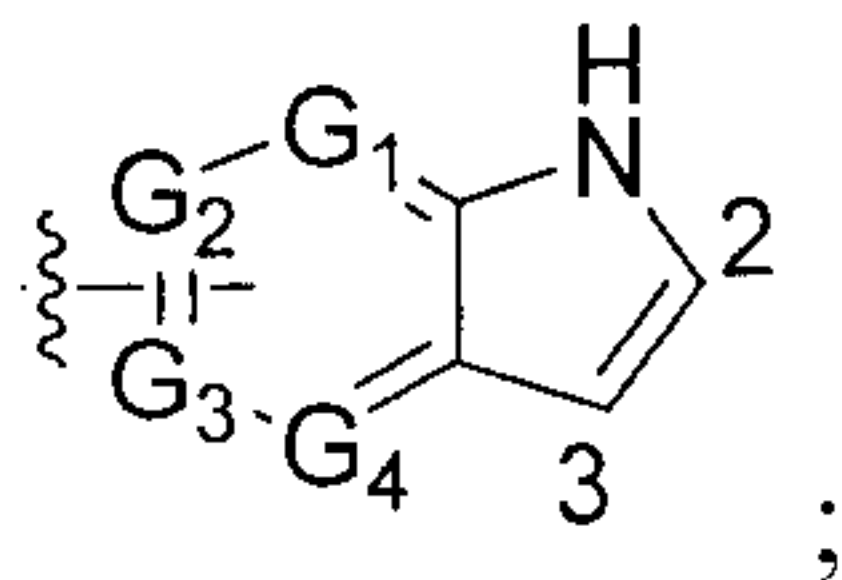


I

or a pharmaceutically acceptable salt thereof, wherein:

Ar<sup>1</sup> is:

79580-189



wherein

each of  $G_1$ ,  $G_2$ ,  $G_3$ , and  $G_4$  is independently selected from the group consisting of CH and nitrogen, wherein one of  $G_1$ ,  $G_2$ ,  $G_3$ , and  $G_4$  is nitrogen and the remainder of  $G_1$ ,

5  $G_2$ ,  $G_3$ , and  $G_4$  each is CH;

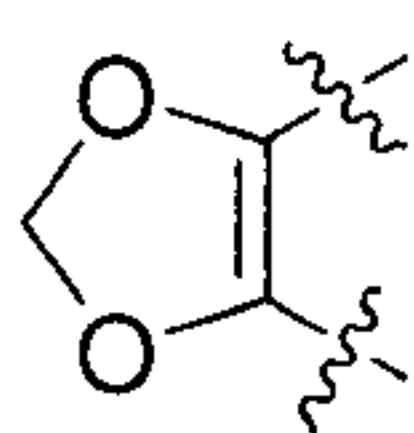
$Ar^1$  is attached to the  $N(R^N)$  through  $G_2$  or  $G_3$ ;

$Ar^1$  is optionally substituted with  $w$  occurrences of  $-WR^W$ ;

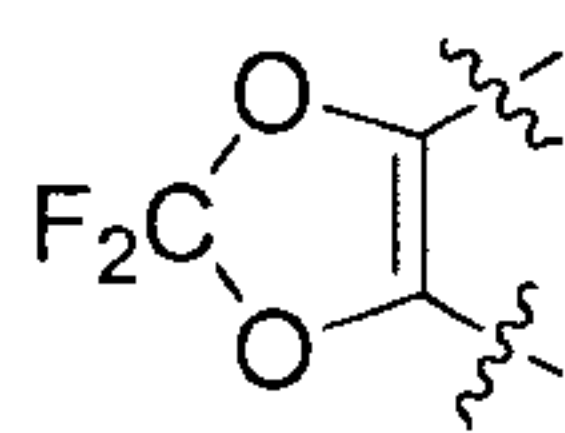
$R^N$  is H,  $R^2$ , or  $R^3$ ;

10 ring A is 3-7 membered monocyclic ring having 0-3 heteroatoms selected from the group consisting of oxygen, sulfur, and nitrogen, wherein ring A is optionally substituted with  $q$  occurrences of  $-Q-R^Q$ ;

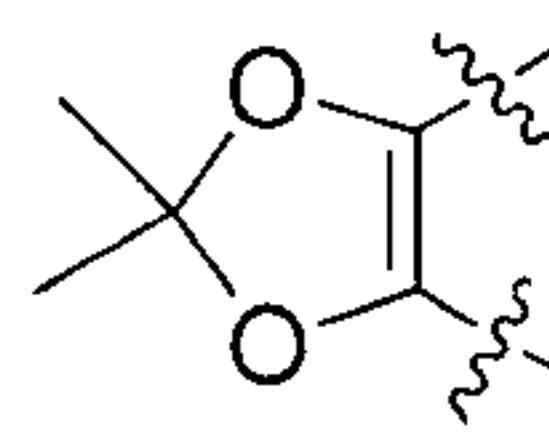
ring B is fused to a 5-7 membered ring selected from the group consisting of heterocyclic and heteroaryl, wherein ring B, together with said fused ring, is optionally substituted with  $x$  occurrences of  $-XR^X$ ; and wherein the fused ring is:



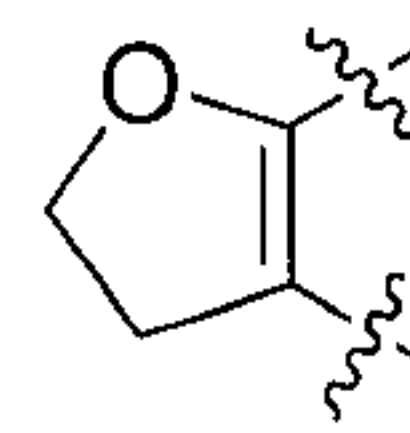
i,



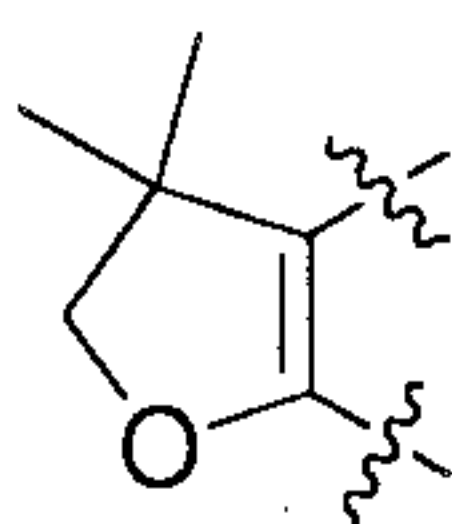
ii,



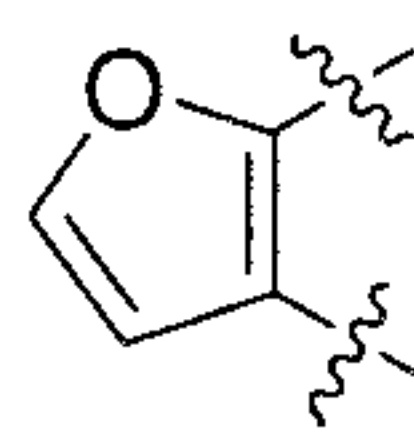
iii,



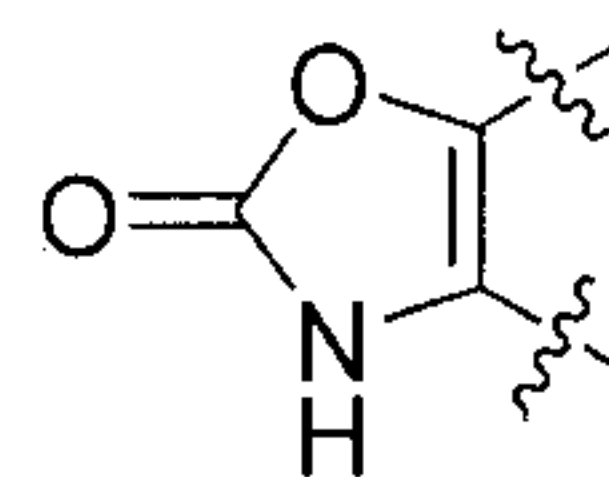
iv,



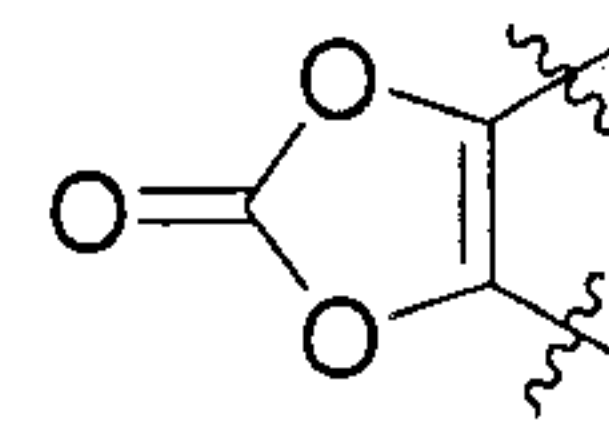
v,



vi,

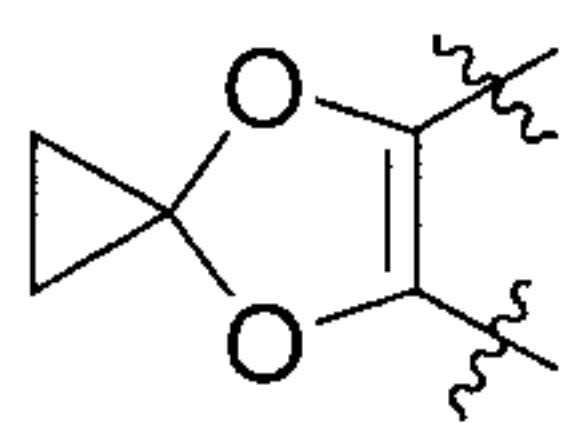


vii,

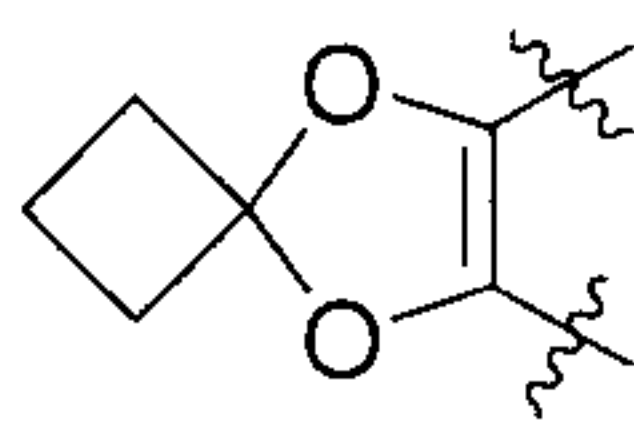


viii,

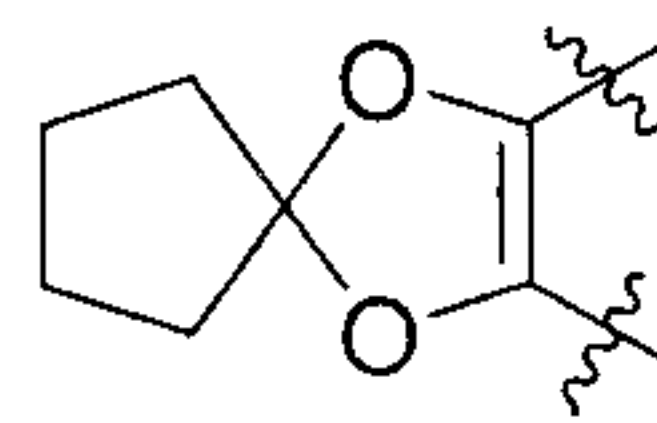
79580-189



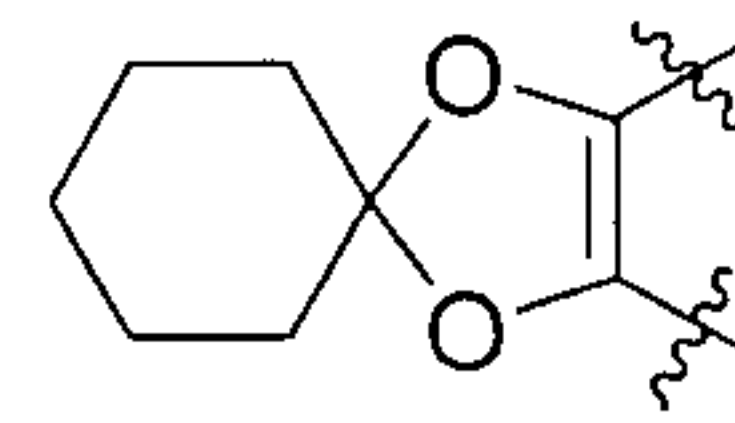
ix,



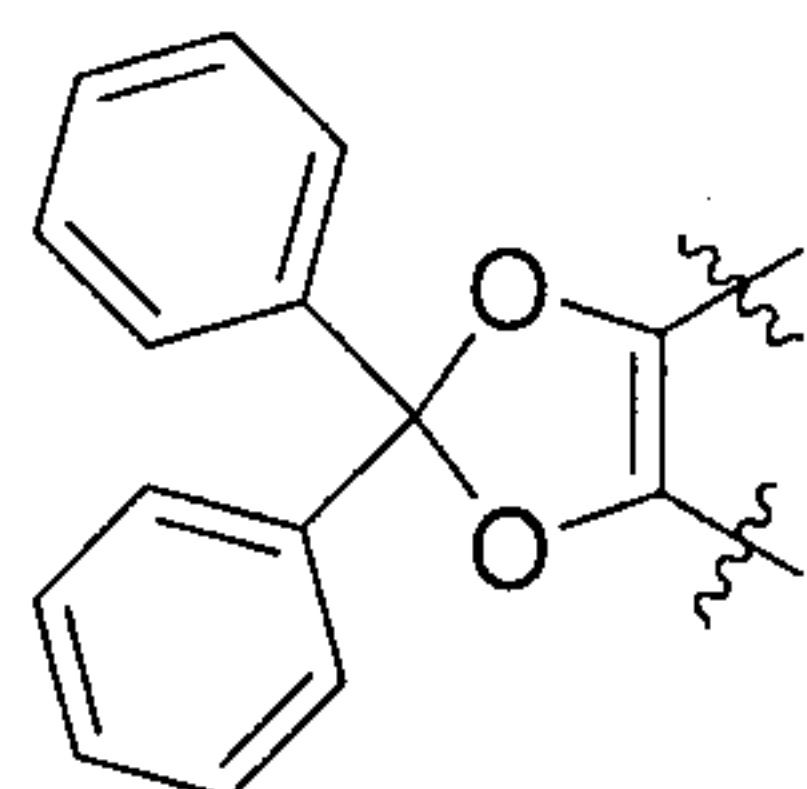
x,



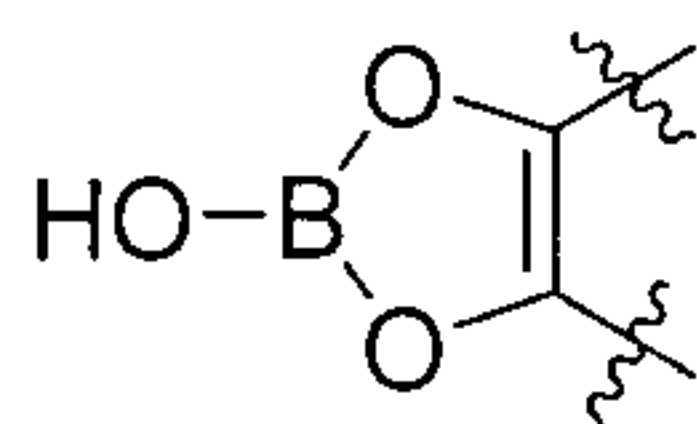
xi,



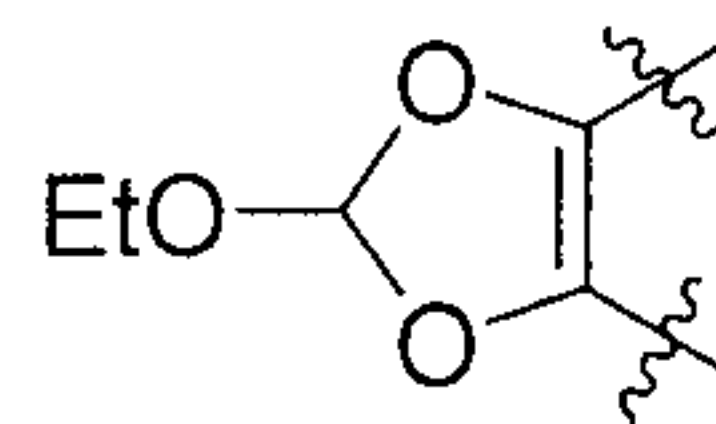
xii,



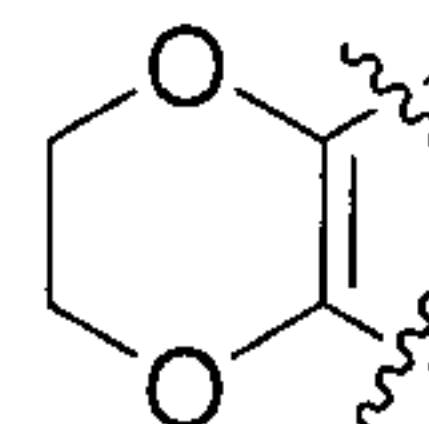
xiii,



xiv,



xv,



or xvi;

Q, or X is independently a bond or is independently an optionally substituted (C1-C6) alkylidene chain wherein up to two methylene units of Q, or X are optionally and independently replaced by  $-\text{CO}-$ ,  $-\text{CS}-$ ,  $-\text{COCO}-$ ,  $-\text{CONR}'-$ ,  $-\text{CONR}'\text{NR}'-$ ,  $-\text{CO}_2-$ ,  $-\text{OCO}-$ ,  $-\text{NR}'\text{CO}_2-$ ,  $-\text{O}-$ ,  $-\text{NR}'\text{CONR}'-$ ,  $-\text{OCONR}'-$ ,  $-\text{NR}'\text{NR}'$ ,  $-\text{NR}'\text{NR}'\text{CO}-$ ,  $-\text{NR}'\text{CO}-$ ,  $-\text{S}-$ ,  $-\text{SO}-$ ,  $-\text{SO}_2-$ ,  $-\text{NR}'-$ ,  $-\text{SO}_2\text{NR}'-$ ,  $\text{NR}'\text{SO}_2-$ , or  $-\text{NR}'\text{SO}_2\text{NR}'-$ ;

W is independently a bond or is independently an optionally substituted (C1-C6) alkylidene chain wherein up to two methylene units are optionally and independently replaced by  $-\text{O}-$ ;

each  $\text{R}^{\text{Q}}$ , and  $\text{R}^{\text{X}}$  is independently  $\text{R}^1$ ,  $\text{R}^2$ ,  $\text{R}^3$ ,  $\text{R}^4$ , or  $\text{R}^5$ ;

each  $\text{R}^{\text{W}}$  is independently  $\text{R}^1$ ,  $\text{R}^2$ ,  $\text{R}^3$ , or  $\text{R}^5$ ;

$\text{R}'$  is independently  $\text{R}^2$ ,  $\text{R}^3$ , or  $\text{R}^6$ ;

$\text{R}^1$  is oxo,  $=\text{NN}(\text{R}^6)_2$ ,  $=\text{NN}(\text{R}^7)_2$ ,  $=\text{NN}(\text{R}^6\text{R}^7)$ ,  $\text{R}^6$ , or  $((\text{C1-C4})\text{aliphatic})_n-\text{Y}$ ;

wherein n is 0 or 1; and

$\text{Y}$  is halo, CN,  $\text{NO}_2$ ,  $\text{CF}_3$ ,  $\text{OCF}_3$ , OH,  $\text{SR}^6$ ,  $\text{S}(\text{O})\text{R}^6$ ,  $\text{SO}_2\text{R}^6$ ,  $\text{NH}_2$ ,  $\text{NHR}^6$ ,  $\text{N}(\text{R}^6)_2$ ,  $\text{NR}^6\text{R}^8$ ,  $\text{COOH}$ ,  $\text{COOR}^6$ , or  $\text{OR}^6$ ;

$\text{R}^2$  is aliphatic, wherein each  $\text{R}^2$  is optionally substituted with up to 2 substituents independently selected from the group consisting of  $\text{R}^1$ ,  $\text{R}^4$ , and  $\text{R}^5$ ;

79580-189

$R^3$  is a cycloaliphatic, aryl, heterocyclic, or heteroaryl ring, wherein  $R^3$  is optionally substituted with up to 3 substituents, independently selected from the group consisting of  $R^1$ ,  $R^2$ ,  $R^4$ , and  $R^5$ ;

$R^4$  is  $OR^5$ ,  $OR^6$ ,  $OC(O)R^6$ ,  $OC(O)R^5$ ,  $OC(O)OR^6$ ,  $OC(O)OR^5$ ,  $OC(O)N(R^6)_2$ ,  
 5  $OC(O)N(R^5)_2$ ,  $OC(O)N(R^6R^5)$ ,  $SR^6$ ,  $SR^5$ ,  $S(O)R^6$ ,  $S(O)R^5$ ,  $SO_2R^6$ ,  $SO_2R^5$ ,  $SO_2N(R^6)_2$ ,  
 $SO_2N(R^5)_2$ ,  $SO_2NR^5R^6$ ,  $SO_3R^6$ ,  $SO_3R^5$ ,  $C(O)R^5$ ,  $C(O)OR^5$ ,  $C(O)R^6$ ,  $C(O)OR^6$ ,  $C(O)N(R^6)_2$ ,  
 $C(O)N(R^5)_2$ ,  $C(O)N(R^5R^6)$ ,  $C(O)N(OR^6)R^6$ ,  $C(O)N(OR^5)R^6$ ,  $C(O)N(OR^6)R^5$ ,  $C(O)N(OR^5)R^5$ ,  
 $C(NOR^6)R^6$ ,  $C(NOR^6)R^5$ ,  $C(NOR^5)R^6$ ,  $C(NOR^5)R^5$ ,  $N(R^6)_2$ ,  $N(R^5)_2$ ,  $N(R^5R^6)$ ,  $NR^5C(O)R^5$ ,  
 $NR^6C(O)R^6$ ,  $NR^6C(O)R^5$ ,  $NR^5C(O)R^6$ ,  $NR^6C(O)OR^6$ ,  $NR^5C(O)OR^6$ ,  $NR^6C(O)OR^5$ ,  
 10  $NR^5C(O)OR^5$ ,  $NR^6C(O)N(R^6)_2$ ,  $NR^6C(O)NR^5R^6$ ,  $NR^6C(O)N(R^5)_2$ ,  $NR^5C(O)N(R^6)_2$ ,  
 $NR^5C(O)NR^5R^6$ ,  $NR^5C(O)N(R^5)_2$ ,  $NR^6SO_2R^6$ ,  $NR^6SO_2R^5$ ,  $NR^5SO_2R^6$ ,  $NR^5SO_2R^5$ ,  
 $NR^6SO_2N(R^6)_2$ ,  $NR^6SO_2NR^5R^6$ ,  $NR^6SO_2N(R^5)_2$ ,  $NR^5SO_2NR^5R^6$ ,  $NR^5SO_2N(R^5)_2$ ,  $N(OR^6)R^6$ ,  
 $N(OR^6)R^5$ ,  $N(OR^5)R^5$ , or  $N(OR^5)R^6$ ;

$R^5$  is a cycloaliphatic, aryl, heterocyclic, or heteroaryl ring, wherein  $R^5$  is  
 15 optionally substituted with up to 3  $R^1$ ;

$R^6$  is H or aliphatic, wherein  $R^6$  is optionally substituted with a  $R^7$ ;

$R^7$  is a cycloaliphatic, aryl, heterocyclic, or heteroaryl ring, and each  $R^7$  is  
 optionally substituted up to 2 substituents independently selected from the group consisting of  
 H, (C1-C6)-straight or branched alkyl, (C2-C6) straight or branched alkenyl or alkynyl,  
 20 1,2-methylenedioxy, 1,2-ethylenedioxy, and  $(CH_2)_n-Z$ ;

Z is selected from the group consisting of halo, CN,  $NO_2$ ,  $CF_3$ ,  $OCF_3$ , OH,  
 S-aliphatic, S(O)-aliphatic,  $SO_2$ -aliphatic,  $NH_2$ , NH-aliphatic, N(aliphatic) $_2$ , N(aliphatic) $R^8$ ,  
 $NHR^8$ , COOH, C(O)O(-aliphatic), and O-aliphatic;

$R^8$  is an amino protecting group;

25 w is 0 to 5; and

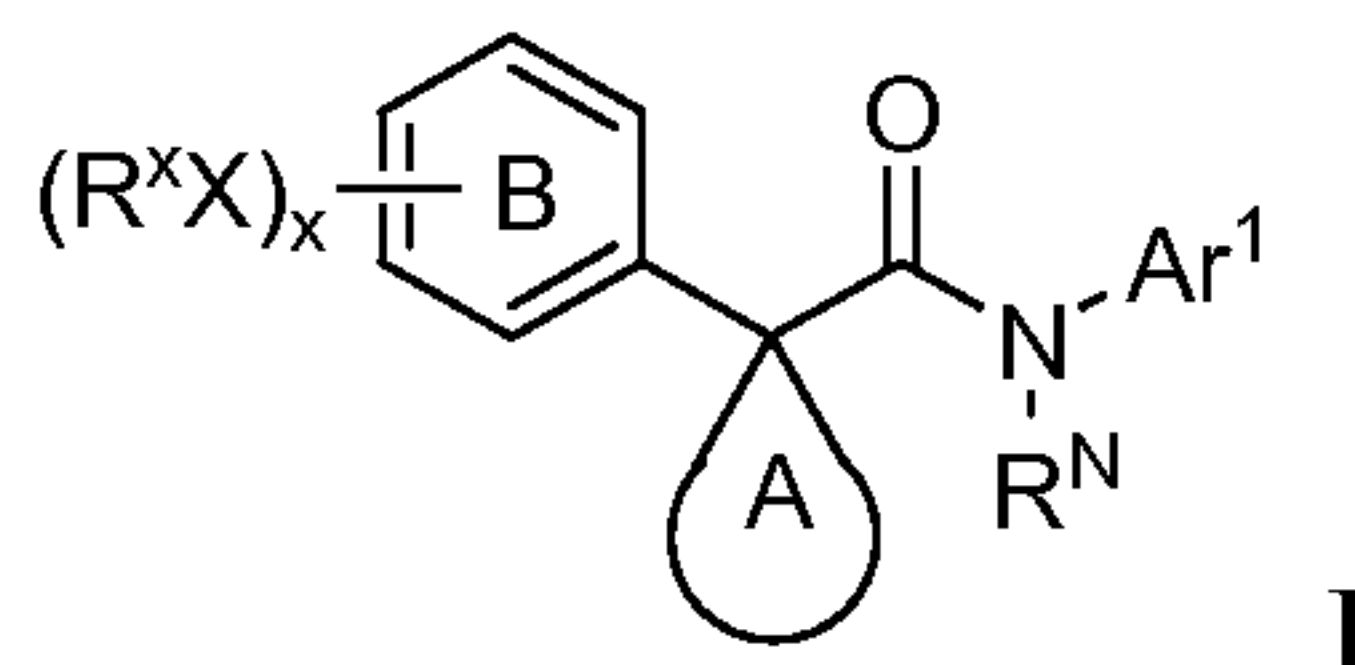
each of x and q is independently 0-5.

79580-189

[00127] Since these compounds and pharmaceutically acceptable compositions are useful as modulators of ABC transporter activity, they may therefore be useful for treating or lessening the severity of a variety of diseases, disorders, or conditions implicated by ABC transporter activity, including, but not limited to, cystic fibrosis, hereditary emphysema, 5 hereditary hemochromatosis, coagulation-fibrinolysis deficiencies, such as protein C deficiency, Type 1 hereditary angioedema, lipid processing deficiencies, such as familial hypercholesterolemia, Type 1 chylomicronemia, abetalipoproteinemia, lysosomal storage diseases, such as I-cell disease/pseudo-Hurler, mucopolysaccharidoses, Sandhof/Tay-Sachs, Crigler-Najjar type II, polyendocrinopathy/hyperinsulemia, diabetes mellitus, laron dwarfism, 10 myleoperoxidase deficiency, primary hypoparathyroidism, melanoma, glycanosis CDG type 1, hereditary emphysema, congenital hyperthyroidism, osteogenesis imperfecta, hereditary hypofibrinogenemia, ACT deficiency, diabetes insipidus (di), neurophyseal di, neprogenic DI, Charcot-Marie Tooth syndrome, Perlizaeus-Merzbacher disease, neurodegenerative diseases such as Alzheimer's disease, Parkinson's disease, amyotrophic lateral sclerosis, progressive 15 supranuclear palsy, Pick's disease, several polyglutamine neurological disorders such as Huntington, spinocerebellar ataxia type I, spinal and bulbar muscular atrophy, dentatorubal pallidoluisian, and myotonic dystrophy, as well as spongiform encephalopathies, such as hereditary Creutzfeldt-Jakob disease, Fabry disease, Straussler-Scheinker syndrome, COPD, dry-eye disease, and Sjögren's disease.

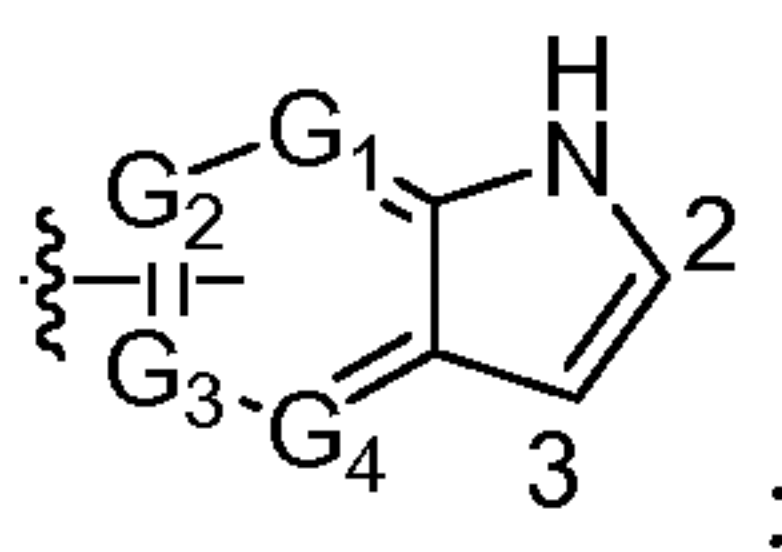
DETAILED DESCRIPTION OF THE INVENTION1. *General Description of Compounds of the Invention:*

[00128] The present invention relates to compounds of formula I useful as modulators of ABC transporter activity, particularly CFTR activity:



or a pharmaceutically acceptable salt thereof, wherein:

Ar<sup>1</sup> is:



wherein:

each of G<sub>1</sub>, G<sub>2</sub>, G<sub>3</sub>, and G<sub>4</sub> is independently selected from the group consisting of CH and nitrogen, wherein one of G<sub>1</sub>, G<sub>2</sub>, G<sub>3</sub>, and G<sub>4</sub> is nitrogen and the remainder of G<sub>1</sub>, G<sub>2</sub>, G<sub>3</sub>, and G<sub>4</sub> each is CH;

Ar<sup>1</sup> is attached to the N(R<sup>N</sup>) through G<sub>2</sub> or G<sub>3</sub>;

Ar<sup>1</sup> is optionally substituted with w occurrences of -WR<sup>W</sup>; and

R<sup>N</sup> is H, R<sup>2</sup>, or R<sup>3</sup>;

ring A is 3-7 membered monocyclic ring having 0-3 heteroatoms selected from the group consisting of oxygen, sulfur, and nitrogen, wherein ring A is optionally substituted with q occurrences of -Q-R<sup>Q</sup>;

ring B is optionally fused to a 5-7 membered ring selected from the group consisting of cycloaliphatic, aryl, heterocyclic, and heteroaryl, wherein ring B, together with said optionally fused ring, is optionally substituted with x occurrences of -XR<sup>X</sup>;

Q, W, or X is independently a bond or is independently an optionally substituted (C1-C6) alkylidene chain wherein up to two methylene units of Q, W, or X are optionally and independently replaced by -CO-, -CS-, -COCO-, -CONR'-, -CONR'NR'-

, -CO<sub>2</sub>-, -OCO-, -NR'CO<sub>2</sub>-, -O-, -NR'CONR'-, -OCONR'-, -NR'NR', -NR'NR'CO-,  
-NR'CO-, -S-, -SO-, -SO<sub>2</sub>-, -NR'-, -SO<sub>2</sub>NR'-, NR'SO<sub>2</sub>-, or -NR'SO<sub>2</sub>NR'-;

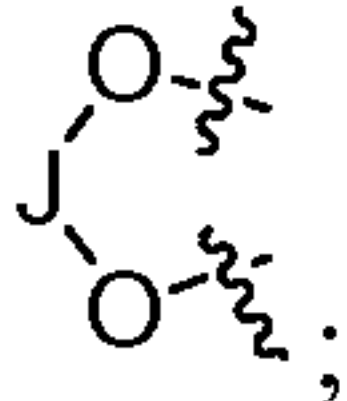
each R<sup>Q</sup>, R<sup>W</sup>, and R<sup>X</sup> is independently R<sup>1</sup>, R<sup>2</sup>, R<sup>3</sup>, R<sup>4</sup>, or R<sup>5</sup>;

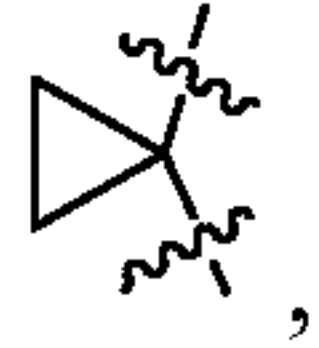
R' is independently R<sup>2</sup>, R<sup>3</sup>, or R<sup>6</sup>;

R<sup>1</sup> is oxo, =NN(R<sup>6</sup>)<sub>2</sub>, =NN(R<sup>7</sup>)<sub>2</sub>, =NN(R<sup>6</sup>R<sup>7</sup>), R<sup>6</sup>, or ((C1-C4)aliphatic)<sub>n</sub>-Y;

wherein n is 0 or 1; and

Y is halo, CN, NO<sub>2</sub>, CF<sub>3</sub>, OCF<sub>3</sub>, OH, SR<sup>6</sup>, S(O)R<sup>6</sup>, SO<sub>2</sub>R<sup>6</sup>, NH<sub>2</sub>, NHR<sup>6</sup>, N(R<sup>6</sup>)<sub>2</sub>,  
NR<sup>6</sup>R<sup>8</sup>, COOH, COOR<sup>6</sup>, or OR<sup>6</sup>; or

two R<sup>1</sup> on adjacent atoms, taken together, form 

wherein J is selected from the group consisting of CH<sub>2</sub>, CF<sub>2</sub>, C(CH<sub>3</sub>)<sub>2</sub>, C(O), ,

, C(Phenyl)<sub>2</sub>, B(OH), and CH(OEt);

R<sup>2</sup> is aliphatic, wherein each R<sup>2</sup> is optionally substituted with up to 2 substituents  
independently selected from the group consisting of R<sup>1</sup>, R<sup>4</sup>, and R<sup>5</sup>;

R<sup>3</sup> is a cycloaliphatic, aryl, heterocyclic, or heteroaryl ring, wherein R<sup>3</sup> is optionally  
substituted with up to 3 substituents, independently selected from the group consisting  
of R<sup>1</sup>, R<sup>2</sup>, R<sup>4</sup>, and R<sup>5</sup>;

R<sup>4</sup> is OR<sup>5</sup>, OR<sup>6</sup>, OC(O)R<sup>6</sup>, OC(O)R<sup>5</sup>, OC(O)OR<sup>6</sup>, OC(O)OR<sup>5</sup>, OC(O)N(R<sup>6</sup>)<sub>2</sub>,  
OC(O)N(R<sup>5</sup>)<sub>2</sub>, OC(O)N(R<sup>6</sup>R<sup>5</sup>), SR<sup>6</sup>, SR<sup>5</sup>, S(O)R<sup>6</sup>, S(O)R<sup>5</sup>, SO<sub>2</sub>R<sup>6</sup>, SO<sub>2</sub>R<sup>5</sup>, SO<sub>2</sub>N(R<sup>6</sup>)<sub>2</sub>,  
SO<sub>2</sub>N(R<sup>5</sup>)<sub>2</sub>, SO<sub>2</sub>NR<sup>5</sup>R<sup>6</sup>, SO<sub>3</sub>R<sup>6</sup>, SO<sub>3</sub>R<sup>5</sup>, C(O)R<sup>5</sup>, C(O)OR<sup>5</sup>, C(O)R<sup>6</sup>, C(O)OR<sup>6</sup>,  
C(O)N(R<sup>6</sup>)<sub>2</sub>, C(O)N(R<sup>5</sup>)<sub>2</sub>, C(O)N(R<sup>5</sup>R<sup>6</sup>), C(O)N(OR<sup>6</sup>)R<sup>6</sup>, C(O)N(OR<sup>5</sup>)R<sup>6</sup>,  
C(O)N(OR<sup>6</sup>)R<sup>5</sup>, C(O)N(OR<sup>5</sup>)R<sup>5</sup>, C(NOR<sup>6</sup>)R<sup>6</sup>, C(NOR<sup>6</sup>)R<sup>5</sup>, C(NOR<sup>5</sup>)R<sup>6</sup>, C(NOR<sup>5</sup>)R<sup>5</sup>,  
N(R<sup>6</sup>)<sub>2</sub>, N(R<sup>5</sup>)<sub>2</sub>, N(R<sup>5</sup>R<sup>6</sup>), NR<sup>5</sup>C(O)R<sup>5</sup>, NR<sup>6</sup>C(O)R<sup>6</sup>, NR<sup>6</sup>C(O)R<sup>5</sup>, NR<sup>5</sup>C(O)R<sup>6</sup>,  
NR<sup>6</sup>C(O)OR<sup>6</sup>, NR<sup>5</sup>C(O)OR<sup>6</sup>, NR<sup>6</sup>C(O)OR<sup>5</sup>, NR<sup>5</sup>C(O)OR<sup>5</sup>, NR<sup>6</sup>C(O)N(R<sup>6</sup>)<sub>2</sub>,  
NR<sup>6</sup>C(O)NR<sup>5</sup>R<sup>6</sup>, NR<sup>6</sup>C(O)N(R<sup>5</sup>)<sub>2</sub>, NR<sup>5</sup>C(O)N(R<sup>6</sup>)<sub>2</sub>, NR<sup>5</sup>C(O)NR<sup>5</sup>R<sup>6</sup>, NR<sup>5</sup>C(O)N(R<sup>5</sup>)<sub>2</sub>,  
NR<sup>6</sup>SO<sub>2</sub>R<sup>6</sup>, NR<sup>6</sup>SO<sub>2</sub>R<sup>5</sup>, NR<sup>5</sup>SO<sub>2</sub>R<sup>6</sup>, NR<sup>5</sup>SO<sub>2</sub>R<sup>5</sup>, NR<sup>6</sup>SO<sub>2</sub>N(R<sup>6</sup>)<sub>2</sub>, NR<sup>6</sup>SO<sub>2</sub>NR<sup>5</sup>R<sup>6</sup>,  
NR<sup>6</sup>SO<sub>2</sub>N(R<sup>5</sup>)<sub>2</sub>, NR<sup>5</sup>SO<sub>2</sub>NR<sup>5</sup>R<sup>6</sup>, NR<sup>5</sup>SO<sub>2</sub>N(R<sup>5</sup>)<sub>2</sub>, N(OR<sup>6</sup>)R<sup>6</sup>, N(OR<sup>6</sup>)R<sup>5</sup>, N(OR<sup>5</sup>)R<sup>5</sup>, or  
N(OR<sup>5</sup>)R<sup>6</sup>;

R<sup>5</sup> is a cycloaliphatic, aryl, heterocyclic, or heteroaryl ring, wherein R<sup>5</sup> is optionally substituted with up to 3 R<sup>1</sup>;

R<sup>6</sup> is H or aliphatic, wherein R<sup>6</sup> is optionally substituted with a R<sup>7</sup>;

R<sup>7</sup> is a cycloaliphatic, aryl, heterocyclic, or heteroaryl ring, and each R<sup>7</sup> is optionally substituted up to 2 substituents independently selected from the group consisting of H, (C1-C6)-straight or branched alkyl, (C2-C6) straight or branched alkenyl or alkynyl, 1,2-methylenedioxy, 1,2-ethylenedioxy, and (CH<sub>2</sub>)<sub>n</sub>-Z;

Z is selected from the group consisting of halo, CN, NO<sub>2</sub>, CF<sub>3</sub>, OCF<sub>3</sub>, OH, S-aliphatic, S(O)-aliphatic, SO<sub>2</sub>-aliphatic, NH<sub>2</sub>, NH-aliphatic, N(aliphatic)<sub>2</sub>, N(aliphatic)R<sup>8</sup>, NHR<sup>8</sup>, COOH, C(O)O(-aliphatic), and O-aliphatic;

R<sup>8</sup> is an amino protecting group;

w is 0 to 5; and

each of x and q is independently 0-5.

## 2. Compounds and Definitions:

**[00129]** Compounds of this invention include those described generally above, and are further illustrated by the classes, subclasses, and species disclosed herein. As used herein, the following definitions shall apply unless otherwise indicated.

**[00130]** The term "ABC-transporter" as used herein means an ABC-transporter protein or a fragment thereof comprising at least one binding domain, wherein said protein or fragment thereof is present *in vivo* or *in vitro*. The term "binding domain" as used herein means a domain on the ABC-transporter that can bind to a modulator. See, e.g., Hwang, T. C. *et al.*, J. Gen. Physiol. (1998): 111(3), 477-90.

**[00131]** The term "CFTR" as used herein means cystic fibrosis transmembrane conductance regulator or a mutation thereof capable of regulator activity, including, but not limited to, ΔF508 CFTR and G551D CFTR (see, e.g., <http://www.genet.sickkids.on.ca/cftr/>, for CFTR mutations).

**[00132]** The term "modulating" as used herein means increasing or decreasing by a measurable amount.

**[00133]** For purposes of this invention, the chemical elements are identified in accordance with the Periodic Table of the Elements, CAS version, Handbook of Chemistry and



79580-189

Physics, 75<sup>th</sup> Ed. Additionally, general principles of organic chemistry are described in "Organic Chemistry", Thomas Sorrell, University Science Books, Sausalito: 1999, and "March's Advanced Organic Chemistry", 5<sup>th</sup> Ed., Ed.: Smith, M.B. and March, J., John Wiley & Sons, New York: 2001.

[00134] As described herein, compounds of the invention may optionally be substituted with one or more substituents, such as are illustrated generally above, or as exemplified by particular classes, subclasses, and species of the invention. It will be appreciated that the phrase "optionally substituted" is used interchangeably with the phrase "substituted or unsubstituted." In general, the term "substituted", whether preceded by the term "optionally" or not, refers to the replacement of hydrogen radicals in a given structure with the radical of a specified substituent. Unless otherwise indicated, an optionally substituted group may have a substituent at each substitutable position of the group, and when more than one position in any given structure may be substituted with more than one substituent selected from a specified group, the substituent may be either the same or different at every position. Combinations of substituents envisioned by this invention are preferably those that result in the formation of stable or chemically feasible compounds. The term "stable", as used herein, refers to compounds that are not substantially altered when subjected to conditions to allow for their production, detection, and preferably their recovery, purification, and use for one or more of the purposes disclosed herein. In some embodiments, a stable compound or chemically feasible compound is one that is not substantially altered when kept at a temperature of 40°C or less, in the absence of moisture or other chemically reactive conditions, for at least a week.

[00135] The term "aliphatic" or "aliphatic group", as used herein, means a straight-chain (i.e., unbranched) or branched, substituted or unsubstituted hydrocarbon chain that is completely saturated or that contains one or more units of unsaturation, or a monocyclic hydrocarbon or bicyclic hydrocarbon that is completely saturated or that contains one or more units of unsaturation, but which is not aromatic (also referred to herein as "carbocycle" "cycloaliphatic" or "cycloalkyl"), that has a single point of attachment to the rest of the molecule. Unless otherwise specified, aliphatic groups contain 1-20 aliphatic carbon atoms. In some embodiments, aliphatic groups contain 1-10 aliphatic carbon atoms. In other embodiments, aliphatic groups contain 1-8 aliphatic carbon atoms. In still other embodiments, aliphatic groups contain 1-6 aliphatic carbon atoms, and in yet other embodiments aliphatic groups contain 1-4 aliphatic carbon atoms. In some embodiments, "cycloaliphatic" (or "carbocycle" or "cycloalkyl") refers to a monocyclic C<sub>3</sub>-C<sub>8</sub> hydrocarbon or bicyclic C<sub>8</sub>-C<sub>12</sub>

hydrocarbon that is completely saturated or that contains one or more units of unsaturation, but which is not aromatic, that has a single point of attachment to the rest of the molecule wherein any individual ring in said bicyclic ring system has 3-7 members. Suitable aliphatic groups include, but are not limited to, linear or branched, substituted or unsubstituted alkyl, alkenyl, alkynyl groups and hybrids thereof such as (cycloalkyl)alkyl, (cycloalkenyl)alkyl or (cycloalkyl)alkenyl.

**[00136]** The term “heteroaliphatic”, as used herein, means aliphatic groups wherein one or two carbon atoms are independently replaced by one or more of oxygen, sulfur, nitrogen, phosphorus, or silicon. Heteroaliphatic groups may be substituted or unsubstituted, branched or unbranched, cyclic or acyclic, and include “heterocycle”, “heterocyclyl”, “heterocycloaliphatic”, or “heterocyclic” groups.

**[00137]** The term “heterocycle”, “heterocyclyl”, “heterocycloaliphatic”, or “heterocyclic” as used herein means non-aromatic, monocyclic, bicyclic, or tricyclic ring systems in which one or a plurality of ring members is an independently selected heteroatom. In some embodiments, the “heterocycle”, “heterocyclyl”, “heterocycloaliphatic”, or “heterocyclic” group has three to fourteen ring members in which one or more ring members is a heteroatom independently selected from the group consisting of oxygen, sulfur, nitrogen, and phosphorus, and each ring in the system contains 3 to 7 ring members.

**[00138]** The term “heteroatom” means one or more of boron, oxygen, sulfur, nitrogen, phosphorus, or silicon (including, any oxidized form of nitrogen, sulfur, phosphorus, or silicon; the quaternized form of any basic nitrogen or; a substitutable nitrogen of a heterocyclic ring, for example N (as in 3,4-dihydro-2*H*-pyrrolyl), NH (as in pyrrolidinyl) or NR<sup>+</sup> (as in N-substituted pyrrolidinyl)).

**[00139]** The term “unsaturated”, as used herein, means that a moiety has one or more units of unsaturation.

**[00140]** The term “alkoxy”, or “thioalkyl”, as used herein, refers to an alkyl group, as previously defined, attached to the principal carbon chain through an oxygen (“alkoxy”) or sulfur (“thioalkyl”) atom.

**[00141]** The terms “haloaliphatic” and “haloalkoxy” means aliphatic or alkoxy, as the case may be, substituted with one or more halogen atoms. The term “halogen” means F, Cl, Br, or I. Examples of haloaliphatic include -CHF<sub>2</sub>, -CH<sub>2</sub>F, -CF<sub>3</sub>, -CF<sub>2</sub>-, or perhaloalkyl, such as, -CF<sub>2</sub>CF<sub>3</sub>.

**[00142]** The term “aryl” used alone or as part of a larger moiety as in “aralkyl”, “aralkoxy”, or “aryloxyalkyl”, refers to monocyclic, bicyclic, and tricyclic ring systems having a total of five to fourteen ring members, wherein at least one ring in the system is aromatic and wherein each ring in the system contains 3 to 7 ring members. The term “aryl” may be used interchangeably with the term “aryl ring”. The term "aryl" also refers to heteroaryl ring systems as defined hereinbelow.

**[00143]** The term “heteroaryl”, used alone or as part of a larger moiety as in “heteroaralkyl” or “heteroarylalkoxy”, refers to monocyclic, bicyclic, and tricyclic ring systems having a total of five to fourteen ring members, wherein at least one ring in the system is aromatic, at least one ring in the system contains one or more heteroatoms, and wherein each ring in the system contains 3 to 7 ring members. The term “heteroaryl” may be used interchangeably with the term “heteroaryl ring” or the term “heteroaromatic”.

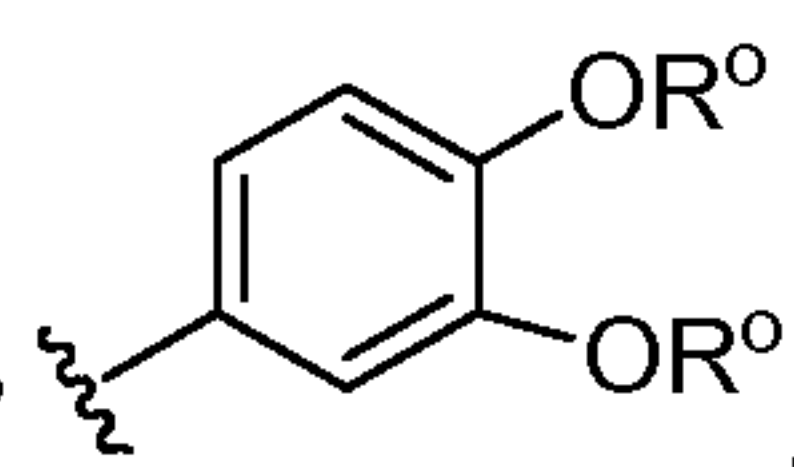
**[00144]** An aryl (including aralkyl, aralkoxy, aryloxyalkyl and the like) or heteroaryl (including heteroaralkyl and heteroarylalkoxy and the like) group may contain one or more substituents. Suitable substituents on the unsaturated carbon atom of an aryl or heteroaryl group are selected from the group consisting of halogen;  $-R^\circ$ ;  $-OR^\circ$ ;  $-SR^\circ$ ; 1,2-methylenedioxy; 1,2-ethylenedioxy; phenyl (Ph) optionally substituted with  $R^\circ$ ;  $-O(Ph)$  optionally substituted with  $R^\circ$ ;  $-(CH_2)_{1-2}(Ph)$ , optionally substituted with  $R^\circ$ ;  $-CH=CH(Ph)$ , optionally substituted with  $R^\circ$ ;  $-NO_2$ ;  $-CN$ ;  $-N(R^\circ)_2$ ;  $-NR^\circ C(O)R^\circ$ ;  $-NR^\circ C(O)N(R^\circ)_2$ ;  $-NR^\circ CO_2R^\circ$ ;  $-NR^\circ NR^\circ C(O)R^\circ$ ;  $-NR^\circ NR^\circ C(O)N(R^\circ)_2$ ;  $-NR^\circ NR^\circ CO_2R^\circ$ ;  $-C(O)C(O)R^\circ$ ;  $-C(O)CH_2C(O)R^\circ$ ;  $-CO_2R^\circ$ ;  $-C(O)R^\circ$ ;  $-C(O)N(R^\circ)_2$ ;  $-OC(O)N(R^\circ)_2$ ;  $-S(O)_2R^\circ$ ;  $-SO_2N(R^\circ)_2$ ;  $-S(O)R^\circ$ ;  $-NR^\circ SO_2N(R^\circ)_2$ ;  $-NR^\circ SO_2R^\circ$ ;  $-C(=S)N(R^\circ)_2$ ;  $-C(=NH)-N(R^\circ)_2$ ; and  $-(CH_2)_{0-2}NHC(O)R^\circ$  wherein each independent occurrence of  $R^\circ$  is selected from the group consisting of hydrogen, optionally substituted  $C_{1-6}$  aliphatic, an unsubstituted 5-6 membered heteroaryl or heterocyclic ring, phenyl,  $-O(Ph)$ , and  $-CH_2(Ph)$ , or, notwithstanding the definition above, two independent occurrences of  $R^\circ$ , on the same substituent or different substituents, taken together with the atom(s) to which each  $R^\circ$  group is bound, form a 3-8-membered cycloalkyl, heterocyclyl, aryl, or heteroaryl ring having 0-3 heteroatoms independently selected from the group consisting of nitrogen, oxygen, and sulfur. Optional substituents on the aliphatic group of  $R^\circ$  are selected from the group consisting of  $NH_2$ ,  $NH(C_{1-4}aliphatic)$ ,  $N(C_{1-4}aliphatic)_2$ , halogen,  $C_{1-4}aliphatic$ ,  $OH$ ,  $O(C_{1-4}aliphatic)$ ,  $NO_2$ ,  $CN$ ,  $CO_2H$ ,  $CO_2(C_{1-4}aliphatic)$ ,  $O(haloC_{1-4}aliphatic)$ , and  $haloC_{1-4}aliphatic$ , wherein each of the foregoing  $C_{1-4}aliphatic$  groups of  $R^\circ$  is unsubstituted.

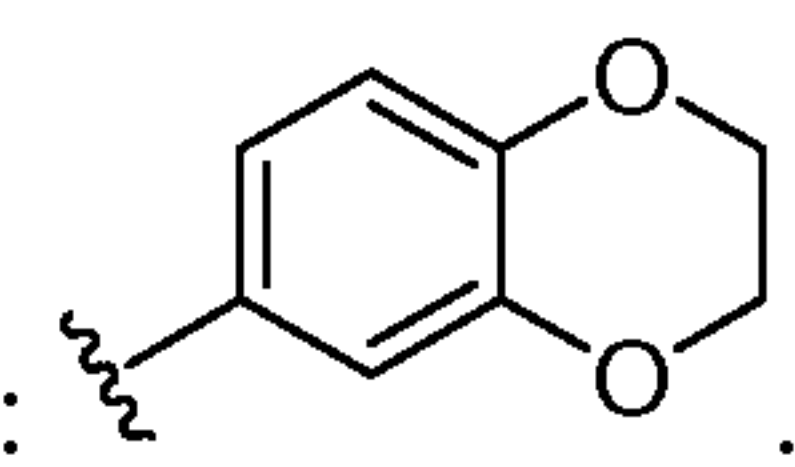
**[00145]** An aliphatic or heteroaliphatic group, or a non-aromatic heterocyclic ring may contain one or more substituents. Suitable substituents on the saturated carbon of an aliphatic or heteroaliphatic group, or of a non-aromatic heterocyclic ring are selected from the group consisting of those listed above for the unsaturated carbon of an aryl or heteroaryl group and additionally include the following: =O, =S, =NNHR<sup>\*</sup>, =NN(R<sup>\*</sup>)<sub>2</sub>, =NNHC(O)R<sup>\*</sup>, =NNHCO<sub>2</sub>(alkyl), =NNHSO<sub>2</sub>(alkyl), and =NR<sup>\*</sup>, where each R<sup>\*</sup> is independently selected from the group consisting of hydrogen and an optionally substituted C<sub>1-6</sub> aliphatic. Optional substituents on the aliphatic group of R<sup>\*</sup> are selected from the group consisting of NH<sub>2</sub>, NH(C<sub>1-4</sub> aliphatic), N(C<sub>1-4</sub> aliphatic)<sub>2</sub>, halogen, C<sub>1-4</sub> aliphatic, OH, O(C<sub>1-4</sub> aliphatic), NO<sub>2</sub>, CN, CO<sub>2</sub>H, CO<sub>2</sub>(C<sub>1-4</sub> aliphatic), O(halo C<sub>1-4</sub> aliphatic), and halo(C<sub>1-4</sub> aliphatic), wherein each of the foregoing C<sub>1-4</sub>aliphatic groups of R<sup>\*</sup> is unsubstituted.

**[00146]** Optional substituents on the nitrogen of a non-aromatic heterocyclic ring are selected from the group consisting of -R<sup>+</sup>, -N(R<sup>+</sup>)<sub>2</sub>, -C(O)R<sup>+</sup>, -CO<sub>2</sub>R<sup>+</sup>, -C(O)C(O)R<sup>+</sup>, -C(O)CH<sub>2</sub>C(O)R<sup>+</sup>, -SO<sub>2</sub>R<sup>+</sup>, -SO<sub>2</sub>N(R<sup>+</sup>)<sub>2</sub>, -C(=S)N(R<sup>+</sup>)<sub>2</sub>, -C(=NH)-N(R<sup>+</sup>)<sub>2</sub>, and -NR<sup>+</sup>SO<sub>2</sub>R<sup>+</sup>; wherein R<sup>+</sup> is hydrogen, an optionally substituted C<sub>1-6</sub> aliphatic, optionally substituted phenyl, optionally substituted -O(Ph), optionally substituted -CH<sub>2</sub>(Ph), optionally substituted -(CH<sub>2</sub>)<sub>1-2</sub>(Ph); optionally substituted -CH=CH(Ph); or an unsubstituted 5-6 membered heteroaryl or heterocyclic ring having one to four heteroatoms independently selected from the group consisting of oxygen, nitrogen, and sulfur, or, notwithstanding the definition above, two independent occurrences of R<sup>+</sup>, on the same substituent or different substituents, taken together with the atom(s) to which each R<sup>+</sup> group is bound, form a 3-8-membered cycloalkyl, heterocyclyl, aryl, or heteroaryl ring having 0-3 heteroatoms independently selected from the group consisting of nitrogen, oxygen, and sulfur. Optional substituents on the aliphatic group or the phenyl ring of R<sup>+</sup> are selected from the group consisting of NH<sub>2</sub>, NH(C<sub>1-4</sub> aliphatic), N(C<sub>1-4</sub> aliphatic)<sub>2</sub>, halogen, C<sub>1-4</sub> aliphatic, OH, O(C<sub>1-4</sub> aliphatic), NO<sub>2</sub>, CN, CO<sub>2</sub>H, CO<sub>2</sub>(C<sub>1-4</sub> aliphatic), O(halo C<sub>1-4</sub> aliphatic), and halo(C<sub>1-4</sub> aliphatic), wherein each of the foregoing C<sub>1-4</sub>aliphatic groups of R<sup>+</sup> is unsubstituted.

**[00147]** The term “alkylidene chain” refers to a straight or branched carbon chain that may be fully saturated or have one or more units of unsaturation and has two points of attachment to the rest of the molecule. The term “spirocycloalkylidene” refers to a carbocyclic ring that may be fully saturated or have one or more units of unsaturation and has two points of attachment from the same ring carbon atom to the rest of the molecule.

**[00148]** As detailed above, in some embodiments, two independent occurrences of  $R^{\circ}$  (or  $R^{+}$ , or any other variable similarly defined herein), are taken together with the atom(s) to which each variable is bound to form a 3-8-membered cycloalkyl, heterocyclyl, aryl, or heteroaryl ring having 0-3 heteroatoms independently selected from the group consisting of nitrogen, oxygen, and sulfur. Exemplary rings that are formed when two independent occurrences of  $R^{\circ}$  (or  $R^{+}$ , or any other variable similarly defined herein) are taken together with the atom(s) to which each variable is bound include, but are not limited to the following: a) two independent occurrences of  $R^{\circ}$  (or  $R^{+}$ , or any other variable similarly defined herein) that are bound to the same atom and are taken together with that atom to form a ring, for example,  $N(R^{\circ})_2$ , where both occurrences of  $R^{\circ}$  are taken together with the nitrogen atom to form a piperidin-1-yl, piperazin-1-yl, or morpholin-4-yl group; and b) two independent occurrences of  $R^{\circ}$  (or  $R^{+}$ , or any other variable similarly defined herein) that are bound to different atoms and are taken together with both of those atoms to form a ring, for example where a phenyl group is

substituted with two occurrences of  $OR^{\circ}$  , these two occurrences of  $R^{\circ}$  are taken together with the oxygen atoms to which they are bound to form a fused 6-membered oxygen

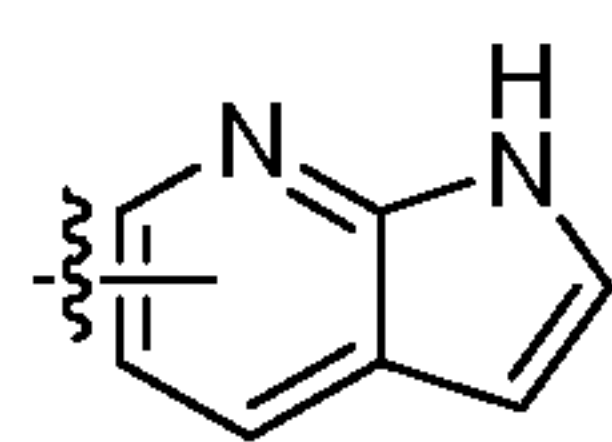
containing ring: . It will be appreciated that a variety of other rings can be formed when two independent occurrences of  $R^{\circ}$  (or  $R^{+}$ , or any other variable similarly defined herein) are taken together with the atom(s) to which each variable is bound and that the examples detailed above are not intended to be limiting.

**[00149]** Unless otherwise stated, structures depicted herein are also meant to include all isomeric (e.g., enantiomeric, diastereomeric, and geometric (or conformational)) forms of the structure; for example, the R and S configurations for each asymmetric center, (Z) and (E) double bond isomers, and (Z) and (E) conformational isomers. Therefore, single stereochemical isomers as well as enantiomeric, diastereomeric, and geometric (or conformational) mixtures of the present compounds are within the scope of the invention. Unless otherwise stated, all tautomeric forms of the compounds of the invention are within the scope of the invention. Additionally, unless otherwise stated, structures depicted herein are also meant to include compounds that differ only in the presence of one or more isotopically enriched atoms. For example, compounds having the present structures except for the replacement of hydrogen by deuterium or tritium, or the replacement of a carbon by a  $^{13}\text{C}$ - or

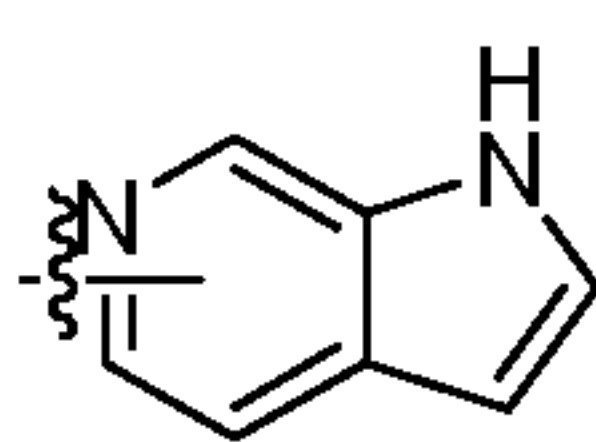
$^{14}\text{C}$ -enriched carbon are within the scope of this invention. Such compounds are useful, for example, as analytical tools or probes in biological assays.

3. *Description of Exemplary Compounds:*

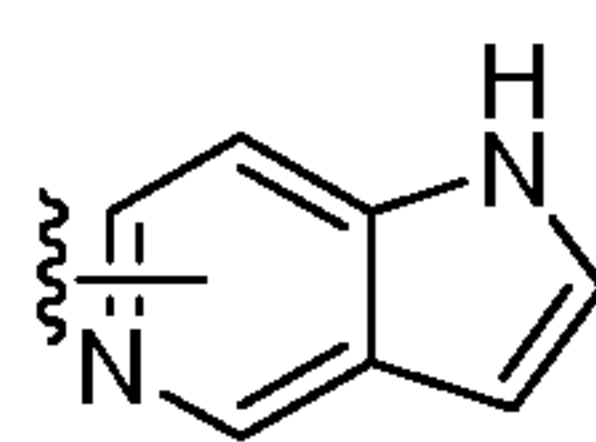
[00150] In one embodiment,  $\text{Ar}^1$  is an optionally substituted ring selected from the group consisting of:



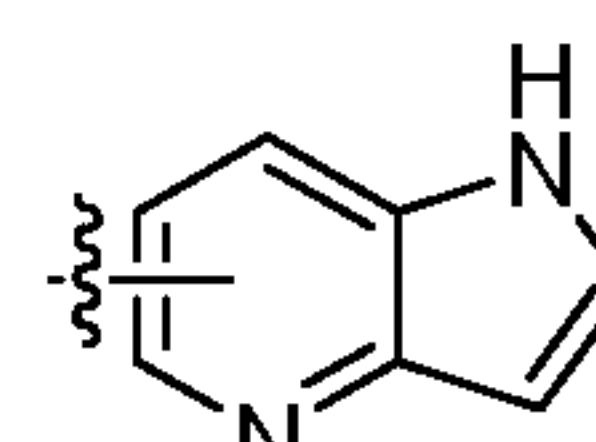
Ar-i,



Ar-ii,



Ar-iii,



and Ar-iv.

[00151] In some embodiments,  $\text{Ar}^1$  is an optionally substituted group selected from Ar-i, Ar-ii, Ar-iii, and Ar-iv.

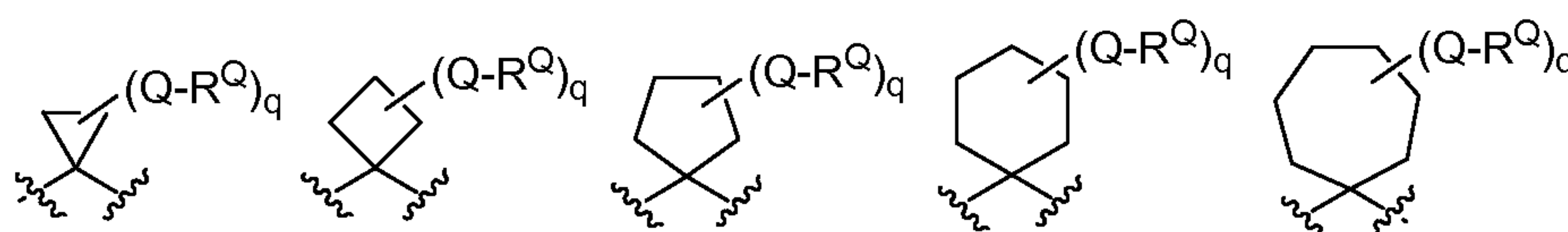
[00152] In some embodiments,  $\text{Ar}^1$  is an optionally substituted group attached to the  $\text{N}(\text{R}^{\text{N}})$  nitrogen atom through atom  $\text{G}_2$  or  $\text{G}_3$ .

[00153] In one embodiment,  $\text{R}^{\text{N}}$  is hydrogen. In another embodiment,  $\text{R}^{\text{N}}$  is an optionally substituted C1-C6 aliphatic. Or,  $\text{R}^{\text{N}}$  is C1-C4 alkyl. Exemplary embodiments include methyl, ethyl, or i-propyl.

[00154] In some embodiments, ring A is an optionally substituted 3-7 membered cycloaliphatic ring.

[00155] In other embodiments, ring A is an optionally substituted 3-7 membered ring containing 1 heteroatom selected from the group consisting of O, NH, and S. Or, ring A contains up two heteroatoms selected from the group consisting of O, S, and NH.

[00156] In one embodiment, ring A is selected from the group consisting of:



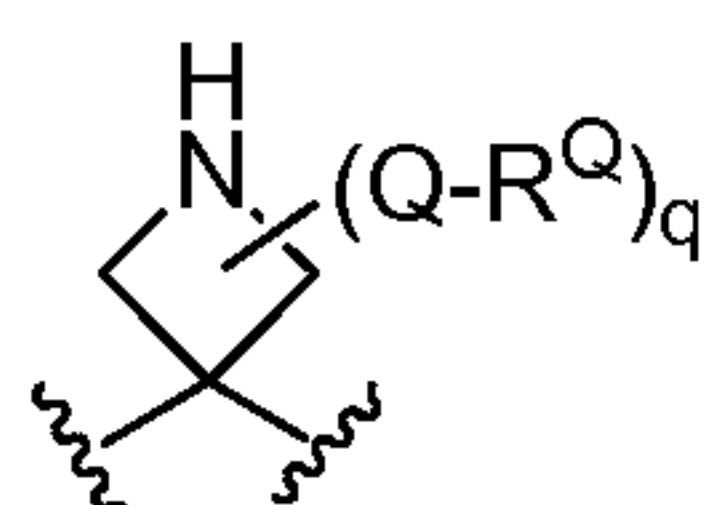
a

b

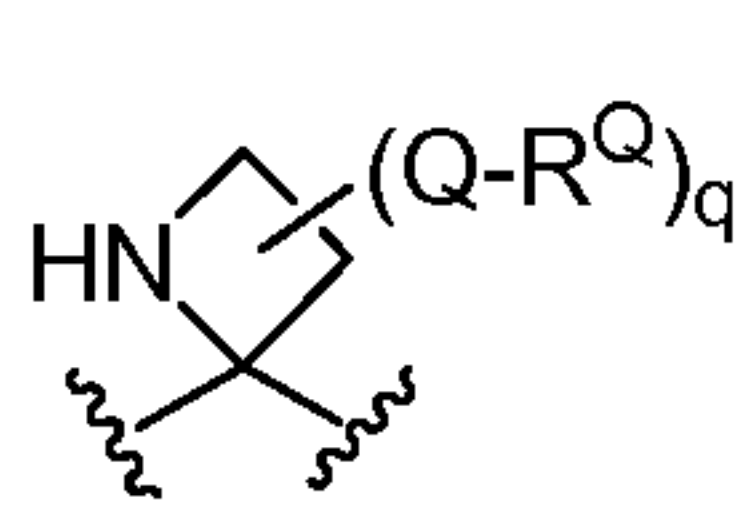
c

d

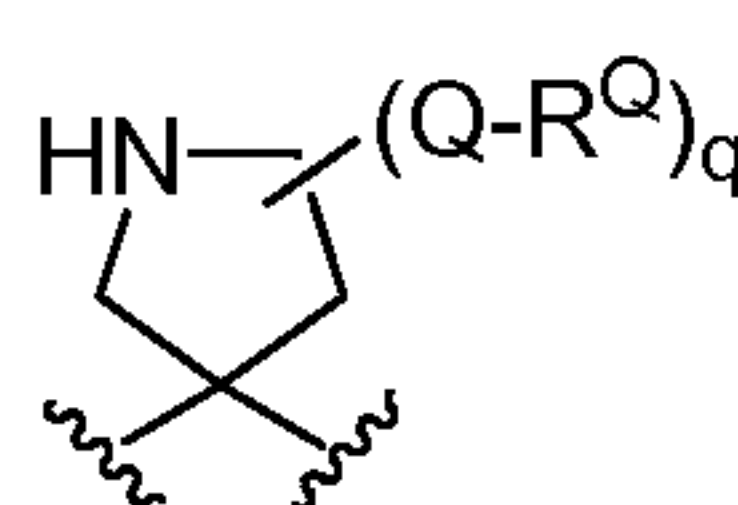
e-i



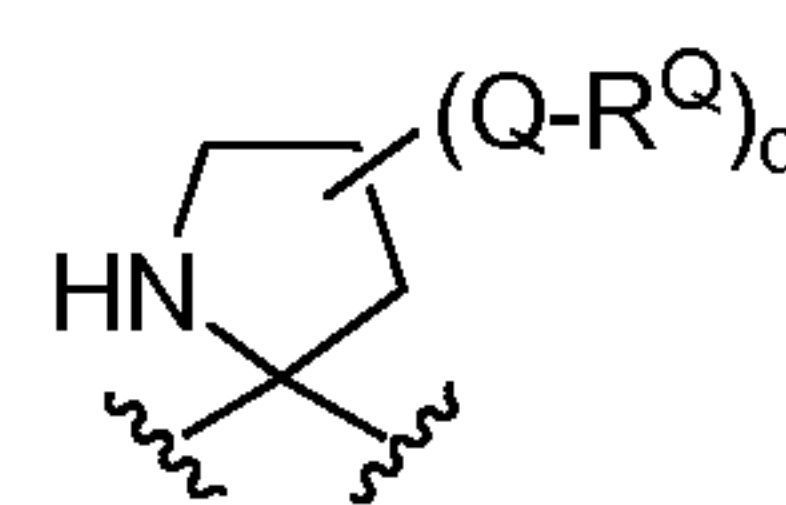
e-ii



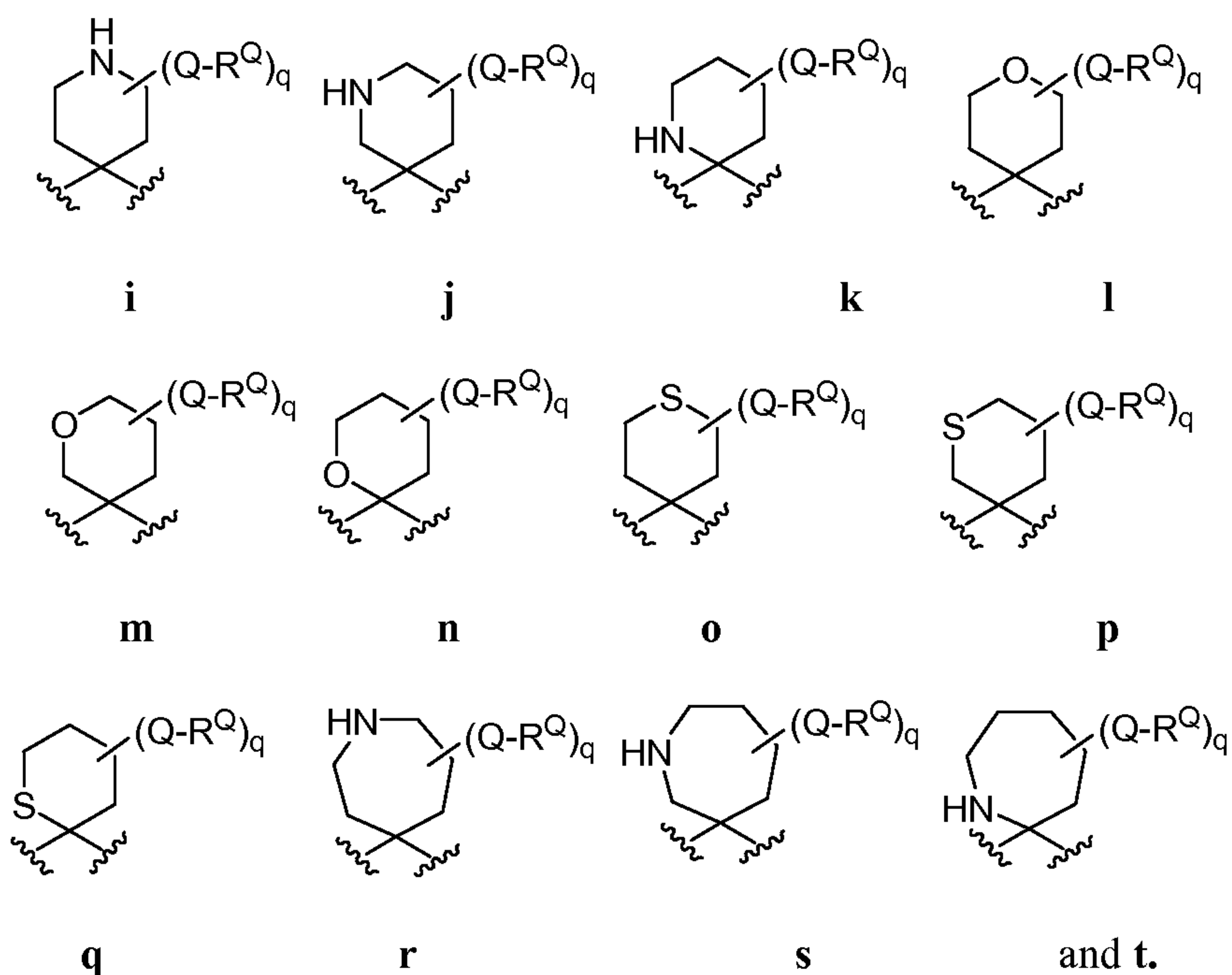
f



g



h



[00157] Ring A is preferably selected from the group consisting of **a**, **b**, **c**, **d**, and **l**.

[00158] In one embodiment, ring B is fused to a 5-7 membered heterocyclic or heteroaryl ring having up to 3 heteroatoms independently selected from the group consisting of B, O, N, and S.

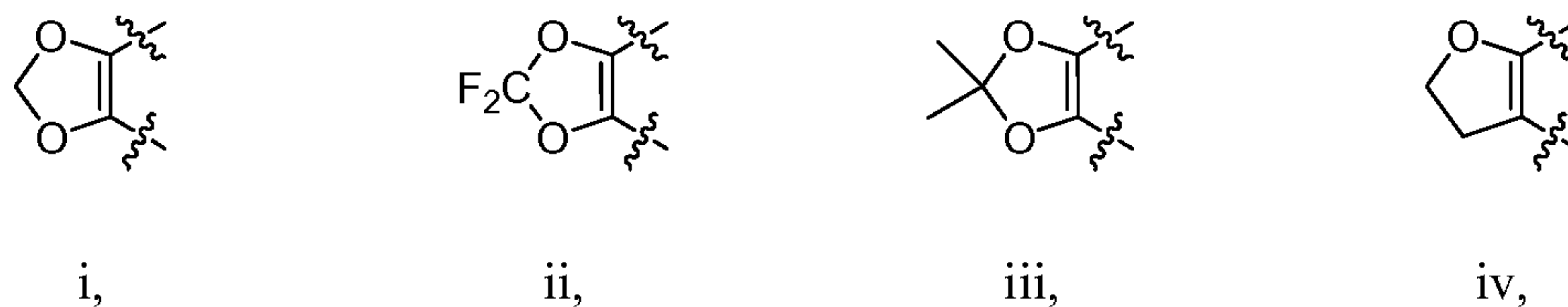
[00159] In another embodiment, ring B is fused to a 5-6 membered heterocyclic ring having up to 3 heteroatoms independently selected from the group consisting of B, O, N, and S.

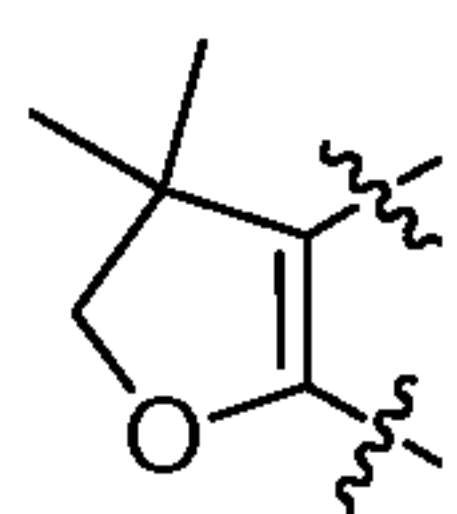
[00160] In another embodiment, ring B is fused to a 5-6 membered heteroaryl ring having up to 3-heteroatoms independently selected from the group consisting of O, N, and S.

[00161] In yet another embodiment, ring B, together with said fused ring, is optionally substituted with up to two  $R^X$  substituents.

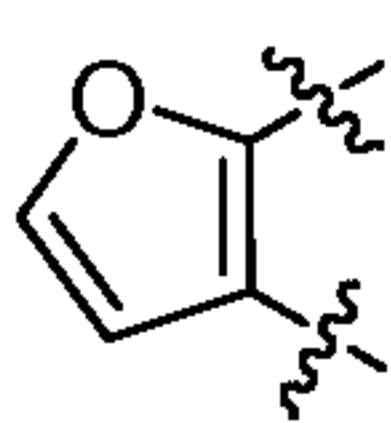
[00162] In another embodiment,  $R^X$  substituent is  $R^1$ .

[00163] In another embodiment, said ring fused to ring B is selected from the group consisting of:

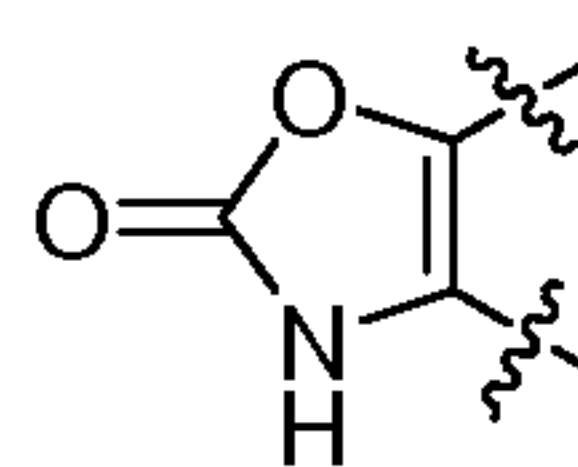




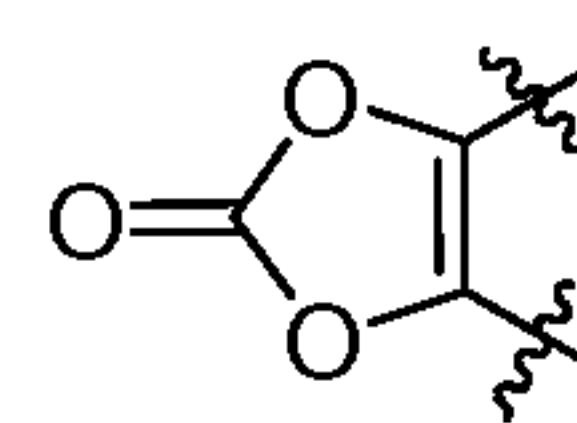
v,



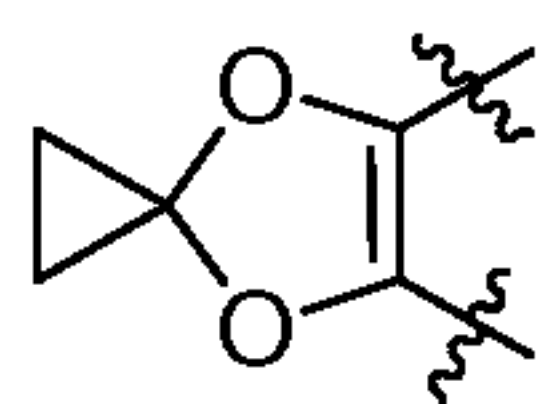
vi,



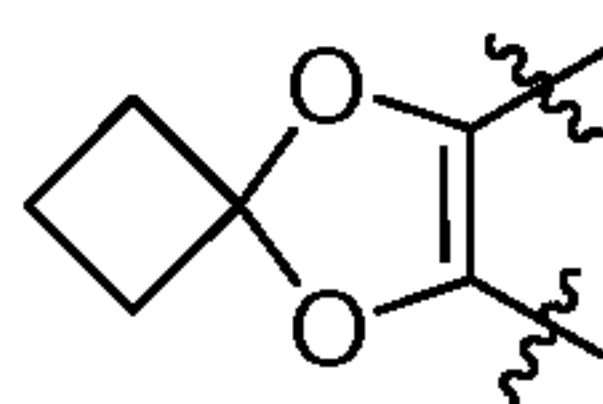
vii,



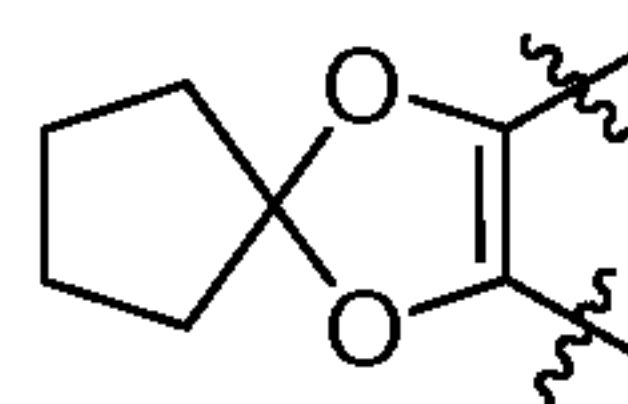
viii,



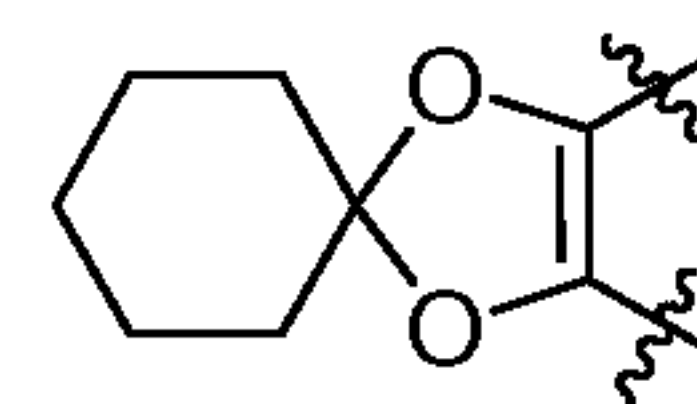
ix,



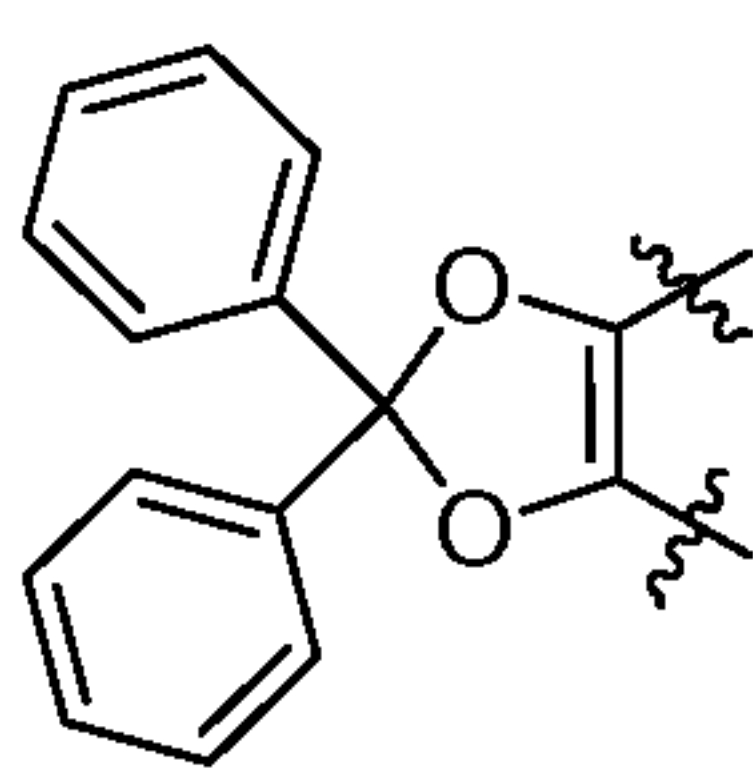
x,



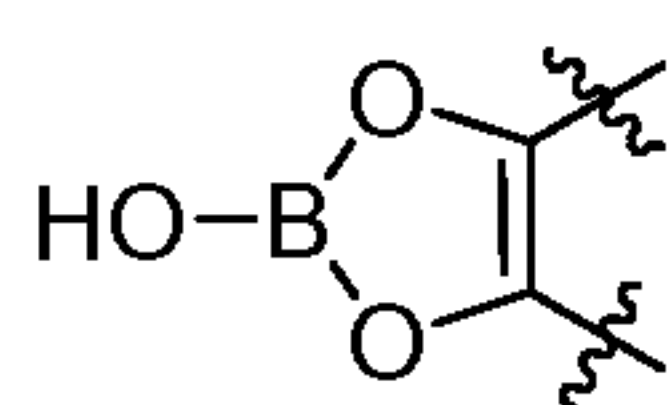
xi,



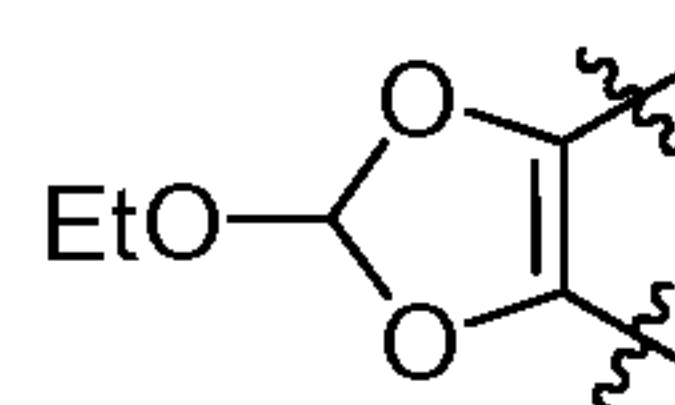
xii,



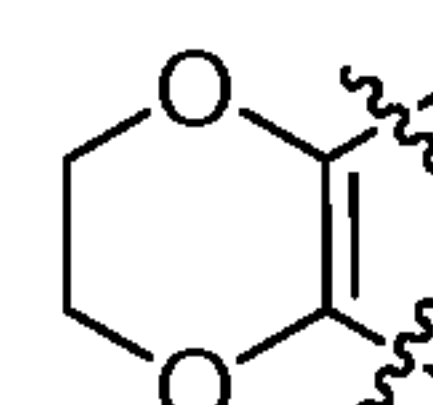
xiii,



xiv,



xv,



or xvi.

**[00164]** In some embodiments, the ring that is fused to ring B is selected from the group consisting of i, ii, iii, viii, ix, x, xi, xii, xiii, and xvi. In some embodiments, the ring that is fused to ring B is selected from the group consisting of i, ii, iii, ix, xi, xii, xiii and xvi. In other embodiments, the ring that is fused to ring B is i. Or, the ring that is fused to ring B is ii. Or, is iii.

**[00165]** According to another embodiment,  $R^1$  is  $R^6$ , wherein  $R^6$  is straight chain or branched (C1-C6)alkyl or (C2-C6) alkenyl or alkynyl, optionally substituted with  $R^7$ .

**[00166]** According to another embodiment,  $R^1$  is (C1-C4 aliphatic) $_n$ -Y, wherein n is 0 or 1, and Y is halo, CN, NO<sub>2</sub>, CF<sub>3</sub>, OCF<sub>3</sub>, OH, SR<sup>6</sup>, S(O)R<sup>6</sup>, SO<sub>2</sub>R<sup>6</sup>, NH<sub>2</sub>, NHR<sup>6</sup>, N(R<sup>6</sup>)<sub>2</sub>, NR<sup>6</sup>R<sup>8</sup>, COOH, COOR<sup>6</sup>, or OR<sup>6</sup>.

**[00167]** According to another embodiment,  $R^1$  is selected from the group consisting of halo, CF<sub>3</sub>, NH<sub>2</sub>, NH(C1-C4 alkyl), NHC(O)CH<sub>3</sub>, OH, O(C1-C4 alkyl), OPh, O-benzyl, S-(C1-C4 alkyl), C1-C4 aliphatic, CN, SO<sub>2</sub>NH(C1-C4 alkyl), and SO<sub>2</sub>N(C1-C4 alkyl)<sub>2</sub>. According to yet another embodiments, two  $R^1$ , taken together, is selected from the group consisting of methylenedioxy, difluoromethylenedioxy and ethylenedioxy.

**[00168]** According to another embodiment,  $R^1$  is selected from the group consisting of methyl, n-propyl, i-propyl, t-butyl, cyclopropylmethyl, cyclopropyl, halo, CF<sub>3</sub>, NH<sub>2</sub>, NH(CH<sub>3</sub>), NHC(O)CH<sub>3</sub>, OH, OCH<sub>3</sub>, OPh, O-benzyl, S-(C<sub>2</sub>H<sub>5</sub>), S-CH<sub>3</sub>, NO<sub>2</sub>, CN, SO<sub>2</sub>NH(n-propyl), and



SO<sub>2</sub>N(n-propyl)<sub>2</sub>. According to yet another embodiment, two R<sup>1</sup>, taken together, is selected from the group consisting of methylenedioxy and difluoromethylenedioxy.

**[00169]** According to one embodiment, R<sup>2</sup> is a straight chain or branched (C1-C6)alkyl or (C2-C6) alkenyl or alkynyl, optionally substituted with R<sup>1</sup>, R<sup>4</sup>, or R<sup>5</sup>. In certain embodiments, R<sup>2</sup> is a straight chain or branched (C1-C4)alkyl or (C2-C4) alkenyl or alkynyl, optionally substituted with R<sup>1</sup>, R<sup>4</sup>, or R<sup>5</sup>. According to other embodiments, R<sup>2</sup> is a straight chain or branched (C1-C4)alkyl or (C2-C4) alkenyl or alkynyl.

**[00170]** According to one embodiment, R<sup>3</sup> is a cycloaliphatic, aryl, heterocyclic, or heteroaryl ring, wherein R<sup>3</sup> is optionally substituted with up to 3 substituents, independently selected from the group consisting of R<sup>1</sup>, R<sup>2</sup>, R<sup>4</sup>, and R<sup>5</sup>. In one embodiment, R<sup>3</sup> is a C3-C8 cycloaliphatic optionally substituted with up to 3 substituents independently selected from R<sup>1</sup>, R<sup>2</sup>, R<sup>4</sup>, and R<sup>5</sup>. Exemplary cycloaliphatics include cyclopropyl, cyclobutyl, cyclopentyl, cyclohexyl, or cycloheptyl. In another embodiment, R<sup>3</sup> is a C6-C10 aryl, optionally substituted with up to 3 substituents, independently selected from R<sup>1</sup>, R<sup>2</sup>, R<sup>4</sup>, and R<sup>5</sup>. Exemplary aryl rings include phenyl or naphthyl. In another embodiment, R<sup>3</sup> is a C3-C8 heterocyclic, optionally substituted with up to 3 substituents, independently selected from R<sup>1</sup>, R<sup>2</sup>, R<sup>4</sup>, and R<sup>5</sup>. Exemplary heterocyclic rings include azetidiny, pyrrolidiny, piperidiny, piperazinyl, morpholinyl, or thiomorpholinyl. In another embodiment, R<sup>3</sup> is a C5-C10 heteroaryl ring, optionally substituted with up to 3 substituents, independently selected from R<sup>1</sup>, R<sup>2</sup>, R<sup>4</sup>, and R<sup>5</sup>. Exemplary heteroaryl rings include pyridyl, pyrazyl, triazinyl, furanyl, pyrrolyl, thiophenyl, oxazolyl, isoxazolyl, isothiazolyl, oxadiazolyl, imidazolyl, triazolyl, thiadiazolyl, pyrimidinyl, quinolinyl, isoquinolinyl, benzofuranyl, benzothiophenyl, quinolinyl, isoquinolinyl, benzofuranyl, benzothiophenyl, indoliziny, indolyl, isoindolyl, indoliny, indazolyl, benzimidazolyl, benzothiazolyl, purinyl, cinnolinyl, phthalazine, quinazolinyl, quinoxalinyl, naphthyliriny, or pteridinyl.

**[00171]** According to one embodiment, R<sup>4</sup> is selected from the group consisting of OR<sup>5</sup>, OR<sup>6</sup>, SR<sup>5</sup>, SR<sup>6</sup>, NR<sup>5</sup>COR<sup>5</sup>, NR<sup>5</sup>COR<sup>6</sup>, NR<sup>6</sup>COR<sup>5</sup>, and NR<sup>6</sup>COR<sup>6</sup>.

**[00172]** According to one embodiment, R<sup>5</sup> is C5-C6 cycloalkyl, C6 or C10 aryl, C5-C10 heteroaryl or C3-C7 heterocyclyl, optionally substituted with up to 2 R<sup>1</sup>. In certain embodiments, R<sup>5</sup> is an optionally substituted cyclohexyl, phenyl, C5-C6 heteroaryl, or C3-C6 heterocyclyl.




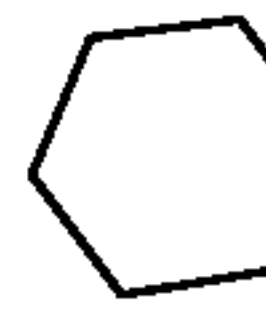
**[00173]** According to one embodiment, R<sup>6</sup> is H.

[00174] According to another embodiment, R<sup>6</sup> is a straight chain or branched (C1-C6)alkyl or (C2-C6 alkenyl) or alkynyl, optionally substituted with R<sup>7</sup>.

[00175] According to another embodiment, R<sup>6</sup> is a straight chain or branched (C1-C6)alkyl or (C2-C6 alkenyl) or alkynyl.

[00176] According to one embodiment, R<sup>7</sup> is C5-C6 cycloalkyl, phenyl, naphthyl, C5-C10 heteroaryl or C3-C7 heterocyclyl, optionally substituted with straight chain or branched (C1-C6)alkyl or (C2-C6 alkenyl) or alkynyl. Or, R<sup>7</sup> is C5-C6 cycloalkyl, phenyl, naphthyl, C5-C10 heteroaryl or C3-C7 heterocyclyl, optionally substituted with methylenedioxy, difluoromethylenedioxy, ethylenedioxy, or (CH<sub>2</sub>)<sub>n</sub>-Z. In certain embodiments, R<sup>7</sup> is an optionally substituted cyclohexyl, phenyl, C5-C6 heteroaryl, or C3-C6 heterocyclyl.

[00177] According to one embodiment, R<sup>8</sup> is acetyl, arylsulfonyl or C1-C6 alkylsulfonyl.

[00178] In some embodiments, J is CH<sub>2</sub>. In other embodiments, J is CF<sub>2</sub>. Or, J is C(CH<sub>3</sub>)<sub>2</sub>. Or, J is C(O). Or, J is . Or, J is . Or, J is . Or, J is . Or, J is C(Phenyl)<sub>2</sub>. Or, J is B(OH). Or, J is CH(OEt).

[00179] In one embodiment, Q is a bond. Or, Q is an (C1-C6) alkylidene chain. Or, Q is an (C1-C6) alkylidene chain, wherein up to two methylene units therein are optionally and independently replaced by -CO-, -CS-, -COCO-, -CONR'-, -CONR'NR'-, -CO<sub>2</sub>-, -OCO-, -NR'CO<sub>2</sub>-, -O-, -NR'CONR'-, -OCONR'-, -NR'NR', -NR'NR'CO-, -NR'CO-, -S-, -SO-, -SO<sub>2</sub>-, -NR'-, -SO<sub>2</sub>NR'-, NR'SO<sub>2</sub>-, or -NR'SO<sub>2</sub>NR'-. In one embodiment, said up to two methylene units therein are optionally and independently replaced by -CO-, -CONR'-, -CO<sub>2</sub>-, -OCO-, -NR'CO<sub>2</sub>-, -O-, -NR'CONR'-, -OCONR'-, -NR'CO-, -S-, -SO-, -SO<sub>2</sub>-, -NR'-, -SO<sub>2</sub>NR'-, NR'SO<sub>2</sub>-, or -NR'SO<sub>2</sub>NR'-. Or, said up to two methylene units therein are optionally and independently replaced by -CO-, -O-, -S-, -NR'-, -CO<sub>2</sub>-, or -SO<sub>2</sub>-.

[00180] In one embodiment, w is 0-3. In another embodiment, w is 1-3.

[00181] In some embodiments, W is a bond. In other embodiments, W is an optionally substituted (C1-C6) alkylidene chain wherein up to two methylene units of W is optionally and independently replaced by -CO-, -CONR'-, -CO<sub>2</sub>-, -OCO-, -NR'CO<sub>2</sub>-, -O-, -NR'CONR'-, -OCONR'-, -NR'CO-, -S-, -SO-, -SO<sub>2</sub>-, -NR'-, -SO<sub>2</sub>NR'-, NR'SO<sub>2</sub>-, or -NR'SO<sub>2</sub>NR'-. Or, W is an optionally substituted (C1-C6) alkylidene chain wherein up to two

non-adjacent methylene unit of W is optionally replaced by -CONR'-, -CO<sub>2</sub>-, -O-, -S-, -SO<sub>2</sub>-, -NR'-, or -SO<sub>2</sub>NR'-.

[00182] In some embodiments, R<sup>W</sup> is independently R<sup>2</sup> or R<sup>3</sup>.

[00183] In another embodiment, R<sup>W</sup> is C1-C6 aliphatic optionally substituted with up to four substituents selected from the group consisting of R<sup>1</sup>, R<sup>4</sup>, and R<sup>5</sup>.

[00184] In another embodiment, R<sup>W</sup> is C6-C10 aryl optionally substituted with up to five substituents selected from the group consisting of R<sup>1</sup>, R<sup>4</sup>, and R<sup>5</sup>.

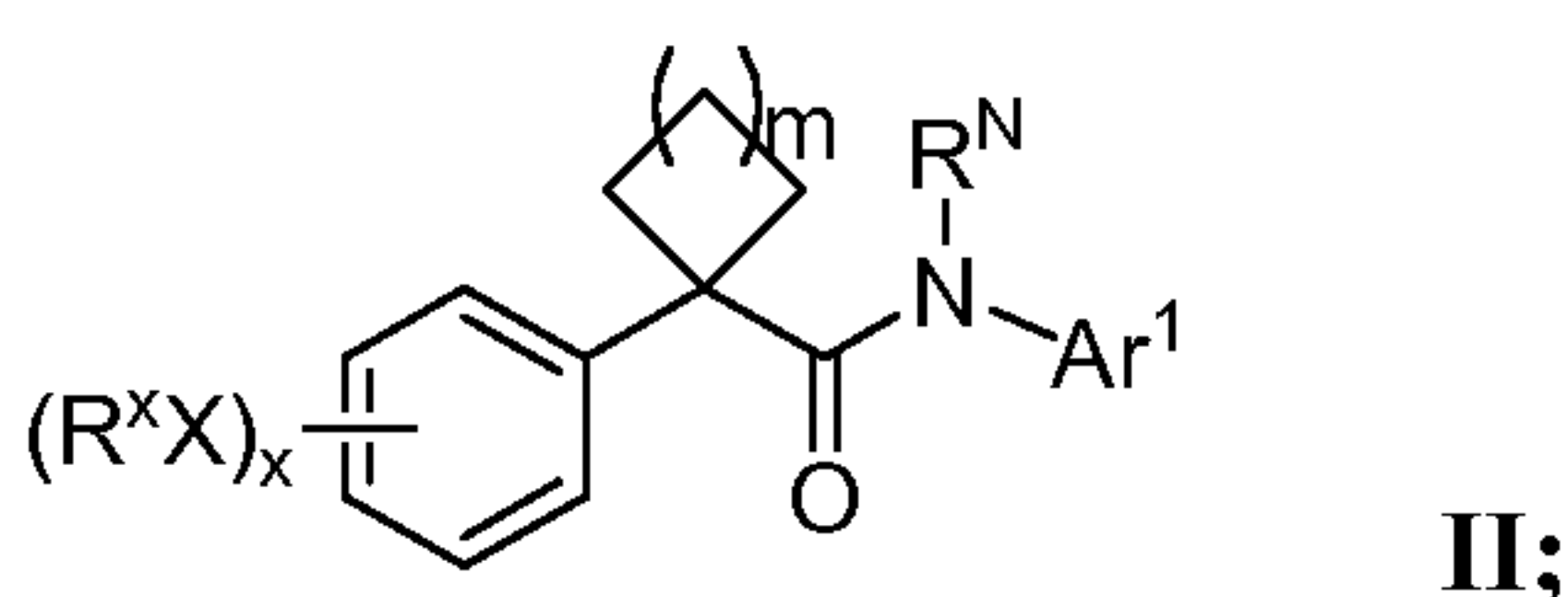
[00185] In yet another embodiment, R<sup>W</sup> is 3-10 membered monocyclic or bicyclic heterocyclic ring optionally substituted with up to five substituents selected from the group consisting of R<sup>1</sup>, R<sup>4</sup>, and R<sup>5</sup>.

[00186] In another embodiment, R<sup>W</sup> is 5-10 membered monocyclic or bicyclic heteroaryl ring optionally substituted with up to five substituents selected from the group consisting of R<sup>1</sup>, R<sup>4</sup>, and R<sup>5</sup>.

[00187] In an alternative embodiment, x is 1-5. In some embodiments, x is 1; in others, x is 2; in some others, x is 3; in yet others, x is 4; and in others, x is 5.

[00188] In some embodiments, X is a bond. In some other embodiments, X is an (C1-C6) alkylidene chain wherein one or two non-adjacent methylene units are optionally and independently replaced by O, NR', S, SO<sub>2</sub>, COO, or CO. In some embodiments, R<sup>X</sup> is R<sup>2</sup> or R<sup>3</sup>.

[00189] In another embodiment, the present invention provides compounds of formula II:

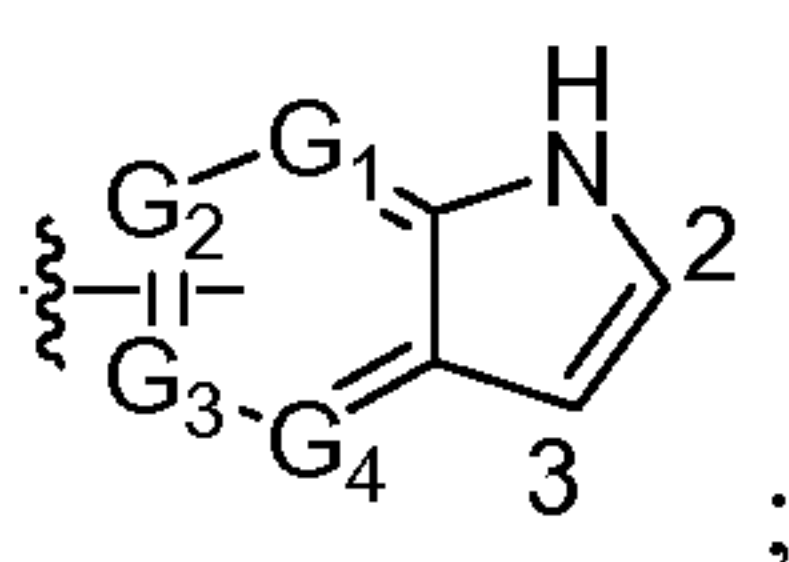


wherein:

R<sup>x</sup>, X, x, R<sup>N</sup>, G<sub>1</sub>, G<sub>2</sub>, G<sub>3</sub>, and G<sub>4</sub> are defined above;

m is 0 to 4;

Ar<sup>1</sup> is:



wherein one of  $G_1$ ,  $G_2$ ,  $G_3$ , and  $G_4$  is nitrogen and the remainder of  $G_1$ ,  $G_2$ ,  $G_3$ , and  $G_4$  each is CH;

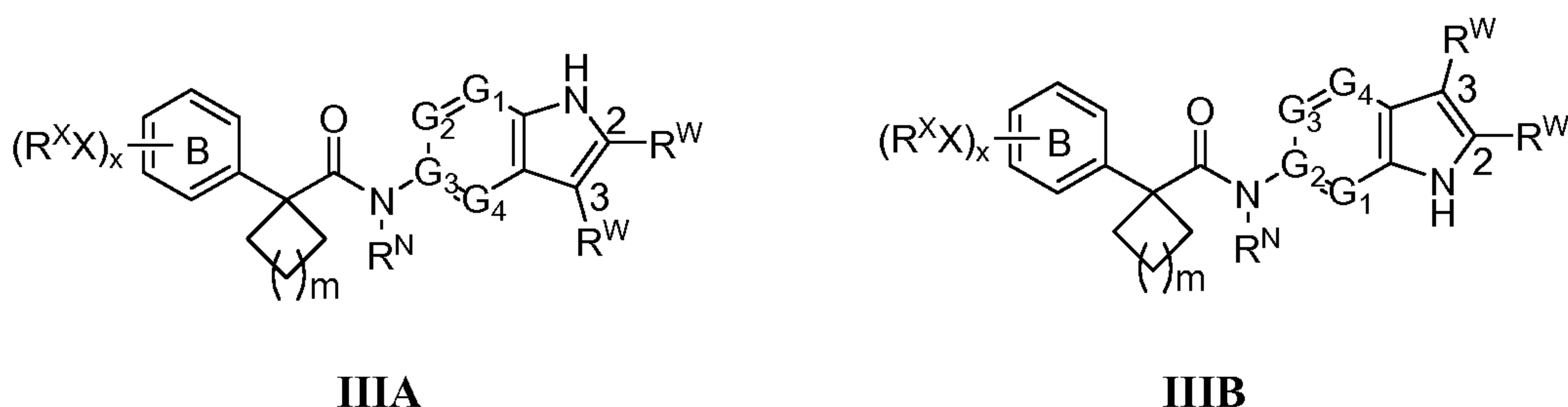
wherein  $Ar^1$  is attached to the  $N(R^N)$  through  $G_2$  or  $G_3$ ;

$Ar^1$  is optionally substituted with up to 3  $R^W$  substituents, wherein each  $R^W$  is independently selected from the group consisting of  $R^1$ ,  $R^2$ ,  $R^3$ , and  $R^4$ .

[00190] In one embodiment,  $Ar^1$  is attached through atom  $G_2$ .

[00191] In other embodiments,  $Ar^1$  is attached through atom  $G_3$ .

[00192] In another embodiment, the present invention provides compounds of formula **IIIA** or formula **IIIB**:



wherein  $R^X$ ,  $X$ ,  $x$ ,  $m$ ,  $R^N$ ,  $G_1$ ,  $G_2$ ,  $G_3$ , and  $G_4$  are defined above; and

each  $R^W$  is independently selected from the group consisting of  $R^1$ ,  $R^2$ ,  $R^3$ , and  $R^4$ .

[00193] In one embodiment of **IIIA**,  $G_1$  is N, each of  $G_2$  and  $G_4$  is CH, and  $G_3$  is C. In another embodiment of **IIIA**,  $G_2$  is N, each of  $G_1$  and  $G_4$  is CH, and  $G_3$  is C. In yet another embodiment of **IIIA**,  $G_4$  is N, each of  $G_1$  and  $G_2$  is CH, and  $G_3$  is C. In one embodiment of **IIIB**,  $G_1$  is N, each of  $G_3$  and  $G_4$  is CH, and  $G_2$  is C. In another embodiment of **IIIB**,  $G_3$  is N, each of  $G_1$  and  $G_4$  is CH, and  $G_2$  is C. In yet another embodiment of **IIIB**,  $G_4$  is N, each of  $G_1$  and  $G_3$  is CH, and  $G_2$  is C.

[00194] In one embodiment,  $R^W$  is  $R^6$  or  $((C1-C4)aliphatic)_n-Y$ ;

$n$  is 0 or 1; and

$Y$  is halo, CN,  $NO_2$ ,  $CF_3$ ,  $OCF_3$ , OH,  $SR^6$ ,  $S(O)R^6$ ,  $SO_2R^6$ ,  $NH_2$ ,  $NHR^6$ ,  $N(R^6)_2$ ,  $NR^6R^8$ ,  $COOH$ ,  $COOR^6$ , or  $OR^6$ .

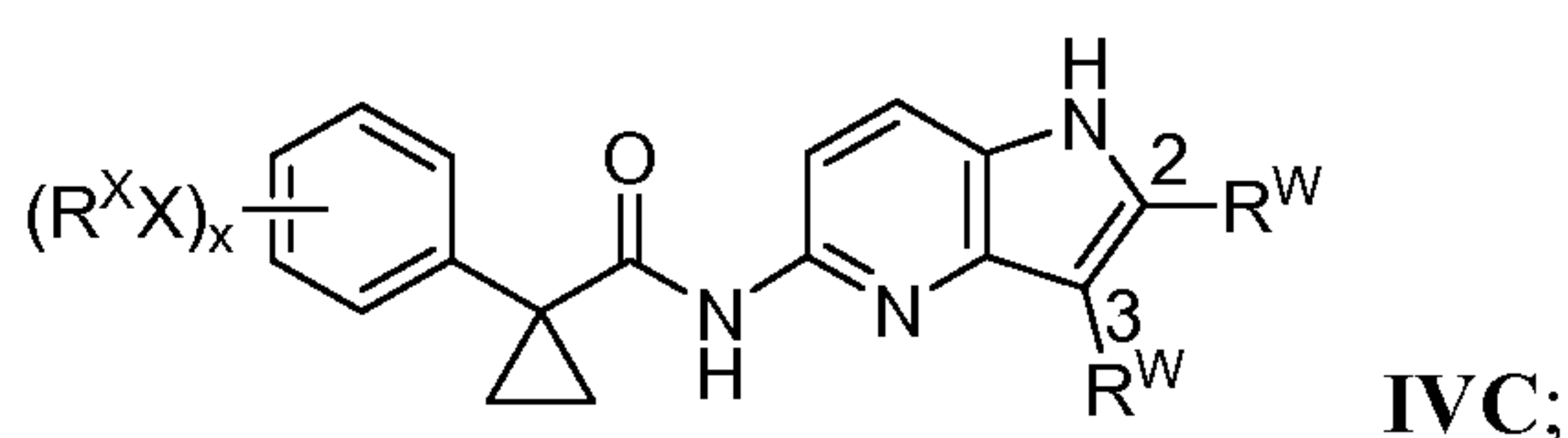
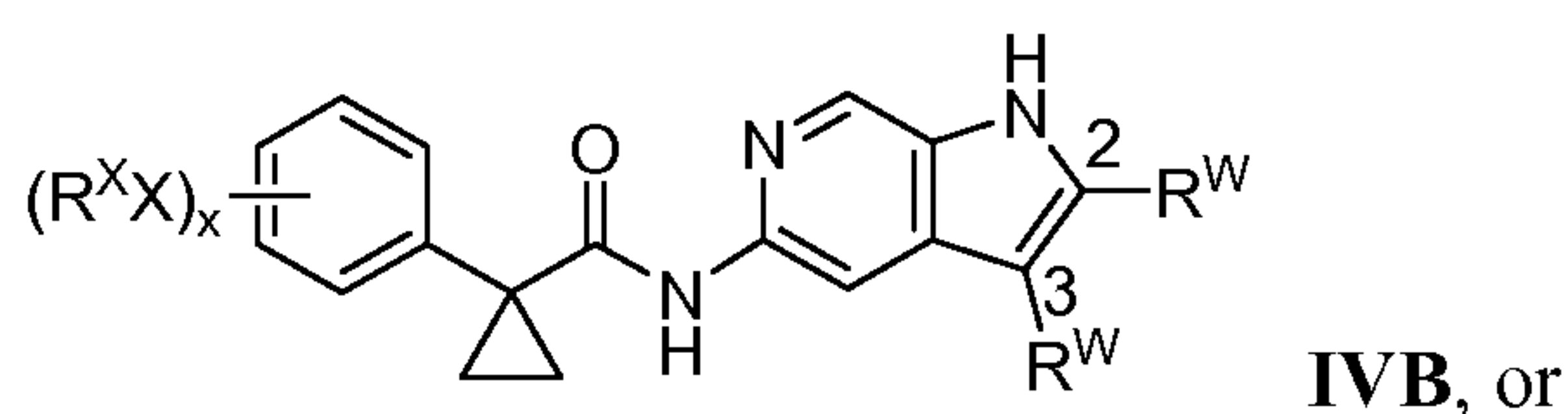
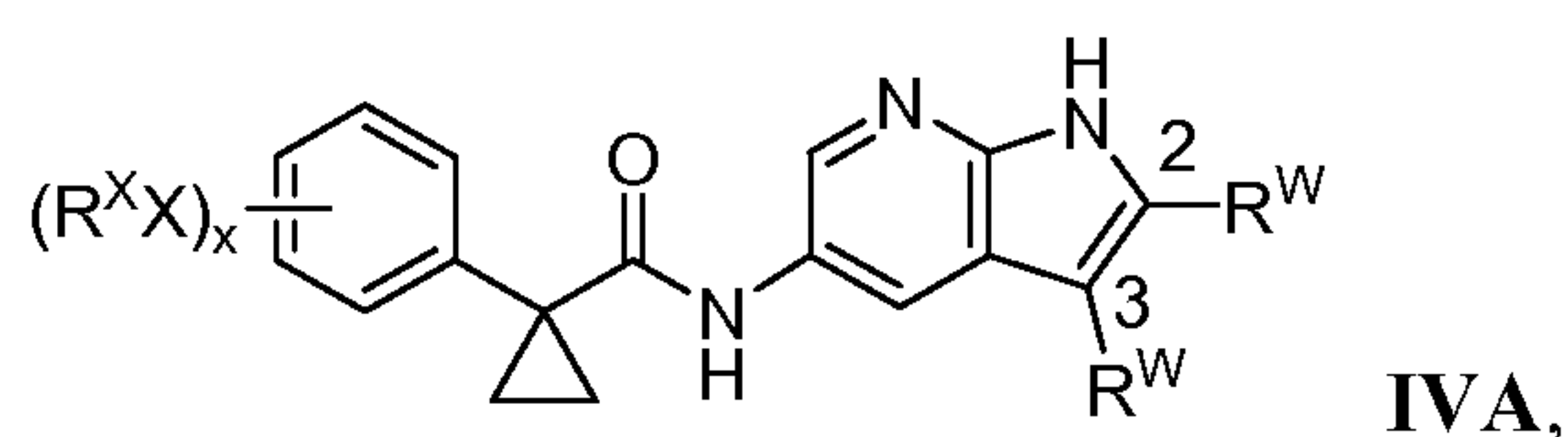
[00195] In one embodiment,  $R^W$  is C1-C6 aliphatic optionally substituted with up to four substituents independently selected from the group consisting of  $R^1$ ,  $R^4$ , and  $R^5$

[00196] In another embodiment,  $R^W$  is a C6-C10 aryl optionally substituted with up to five substituents selected from the group consisting of  $R^1$ ,  $R^4$ , and  $R^5$ .

[00197] In yet another embodiment,  $R^W$  is a 3-10 membered monocyclic or bicyclic heterocyclic ring optionally substituted with up to five substituents selected from the group consisting of  $R^1$ ,  $R^4$ , and  $R^5$ .

[00198] In another embodiment,  $R^W$  is 5-10 membered monocyclic or bicyclic heteroaryl ring optionally substituted with up to five substituents independently selected from the group consisting of  $R^1$ ,  $R^4$ , and  $R^5$ .

[00199] In some embodiments, the present invention provides compounds of formula **IVA**, formula **IVB**, or formula **IVC**:



wherein  $R^x$ , X, x, and  $R^W$  are defined above.

[00200] In one embodiment,  $R^W$  that is attached to carbon no. 2 is  $R^2$  or  $R^3$ .

[00201] In some embodiments,  $R^W$  that is attached to carbon no. 2 is C1-C6 aliphatic optionally substituted with up to four substituents selected from the group consisting of  $R^1$ ,  $R^4$ , and  $R^5$ .

[00202] In some embodiments,  $R^W$  that is attached to carbon no. 2 is an optionally substituted C1-C6 alkyl.

[00203] In some embodiments,  $R^W$  that is attached to carbon no. 2 is methyl, ethyl, propyl, isopropyl, butyl, isobutyl, 1-methylcyclopropyl, or tert-butyl.

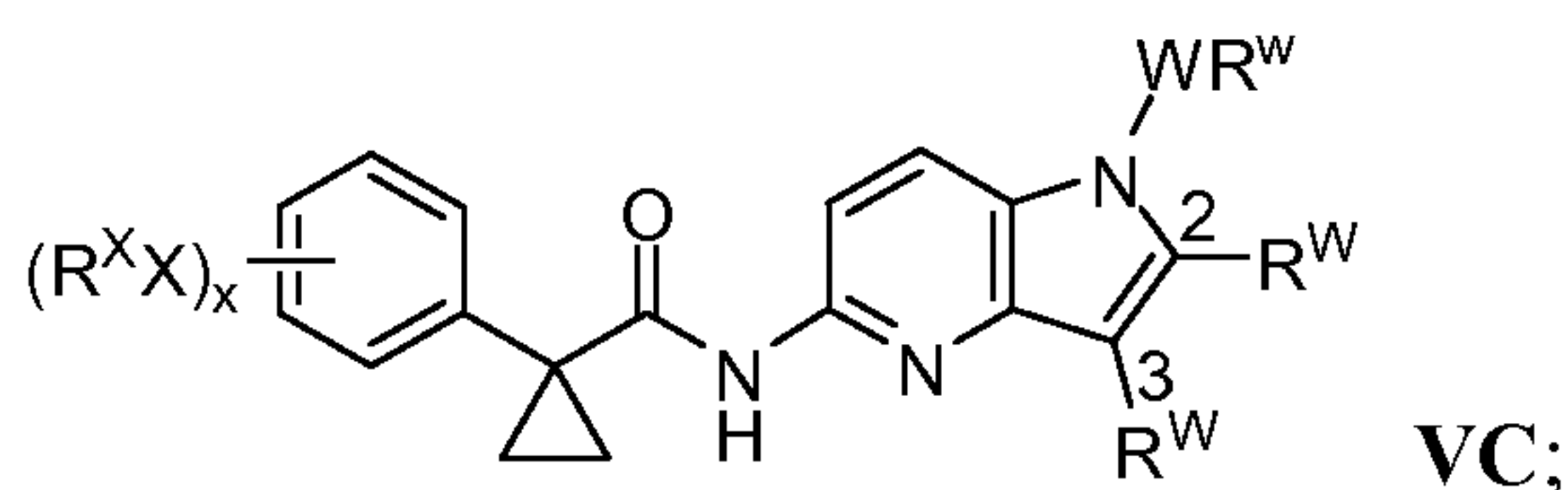
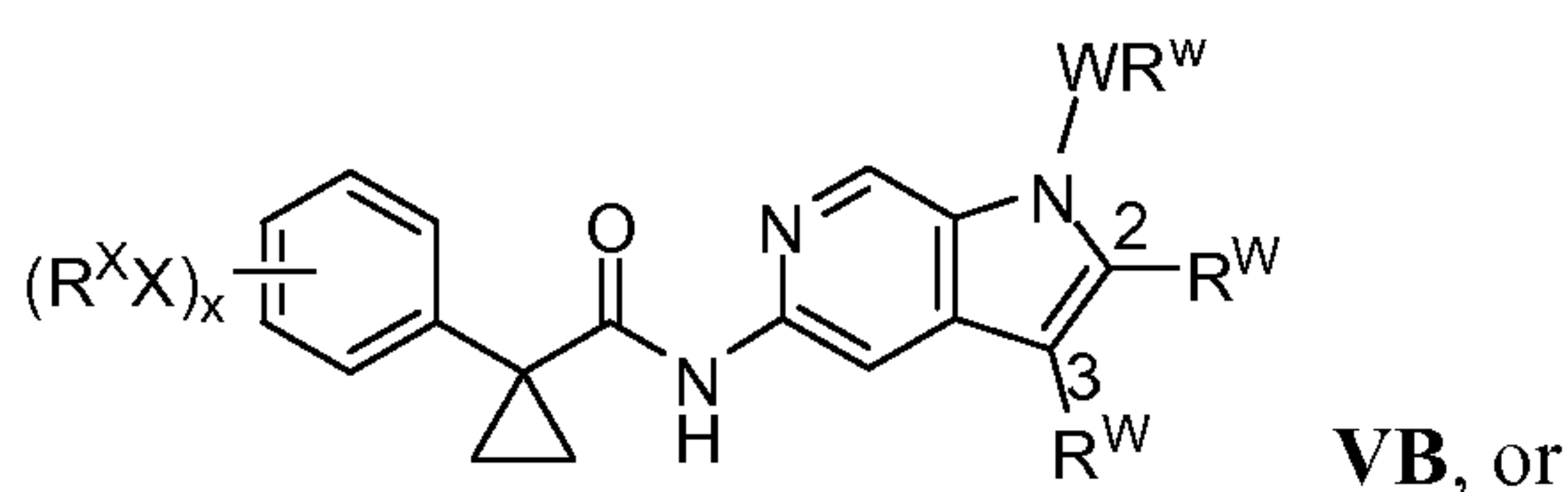
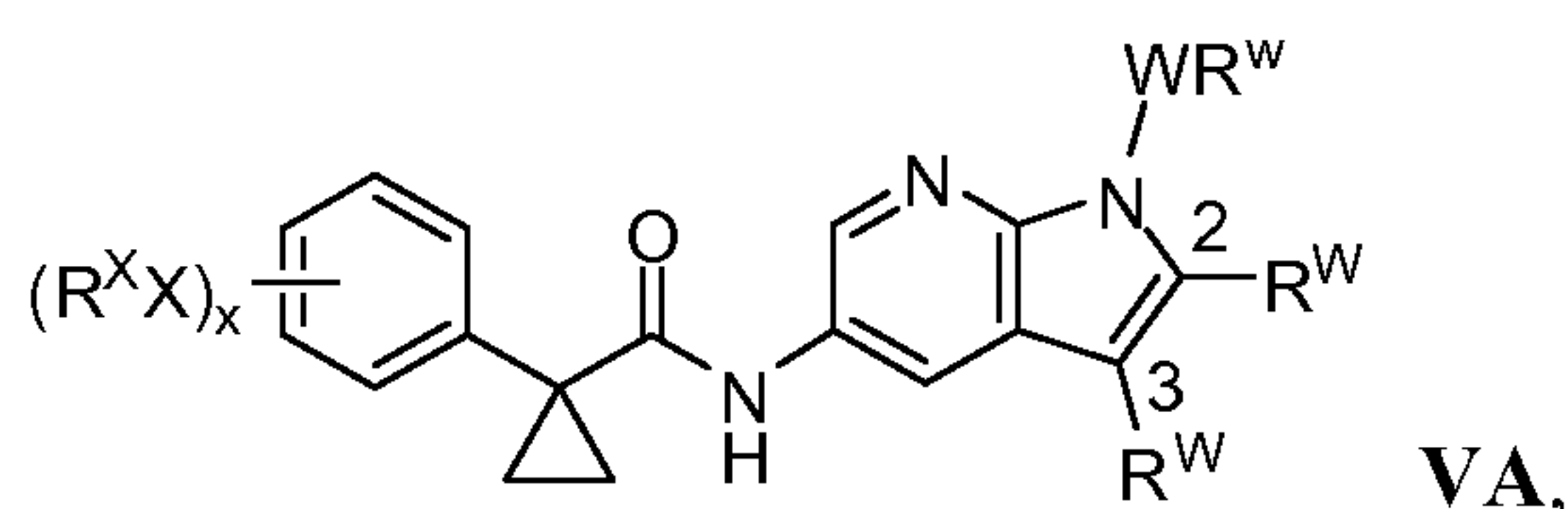
[00204] In some embodiments,  $R^W$  that is attached to carbon no. 2 is tert-butyl.

[00205] In some embodiments,  $R^W$  that is attached to carbon no. 2 is ethyl.

[00206] In some embodiments,  $R^W$  that is attached to carbon no. 2 is 1-methylcyclopropyl.

[00207] In some embodiments,  $R^W$  that is attached to carbon no. 3 is H.

[00208] In some embodiments, the present invention provides compounds of formula **VA**, formula **VB**, or formula **VC**:



[00209] wherein  $R^x$ , X, x, and  $R^W$  are defined above.

[00210] In some embodiments, W is an optionally substituted C1-C6 alkylidene.

[00211] In some embodiments, W is a C1-C6 alkylidene substituted with a hydroxy, alkoxy, or amino group.

[00212] In some embodiments, W is a C1-C6 alkylidene substituted with a hydroxy group.

[00213] In some embodiments,  $R^W$  is  $R^4$ .

[00214] In some embodiments,  $R^W$  is  $OR^6$ .

[00215] In some embodiments,  $R^W$  is OH.

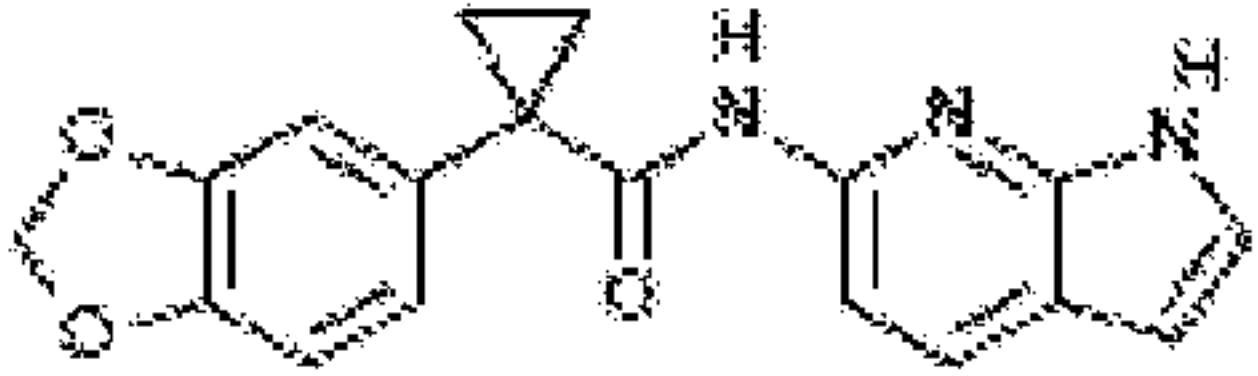
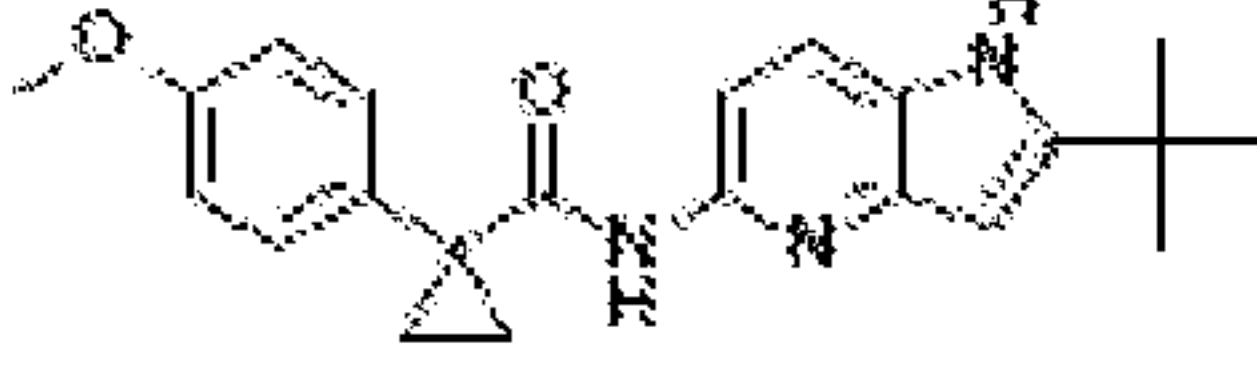
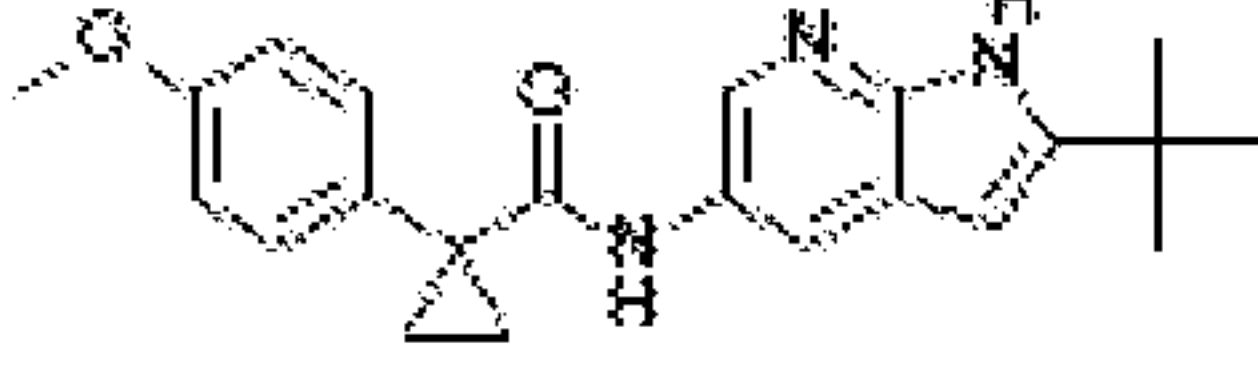
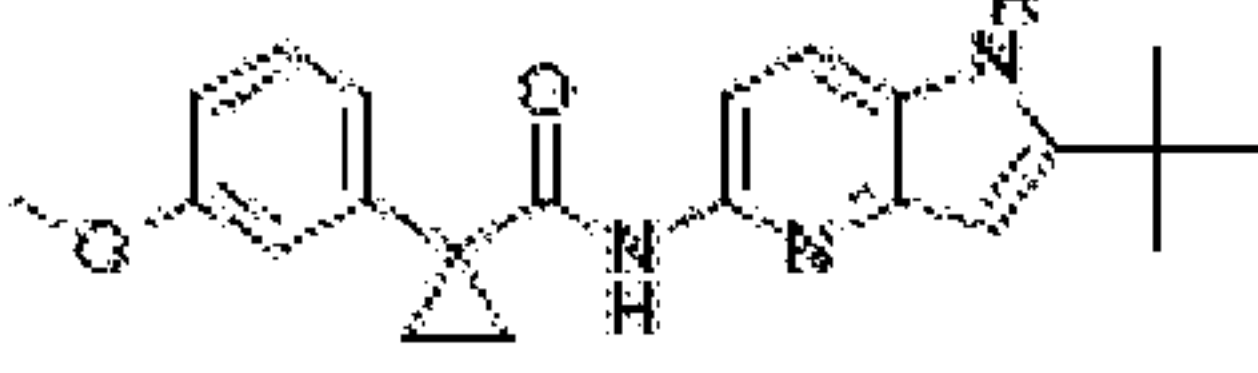
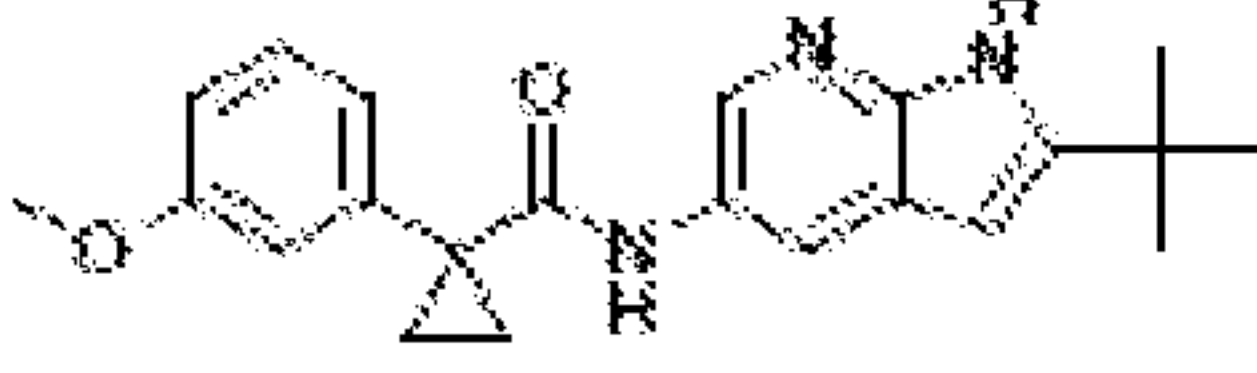
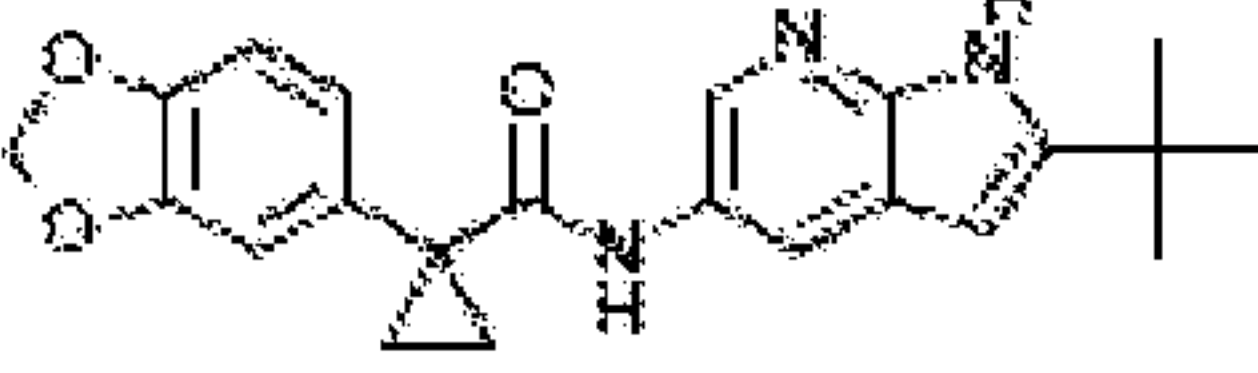
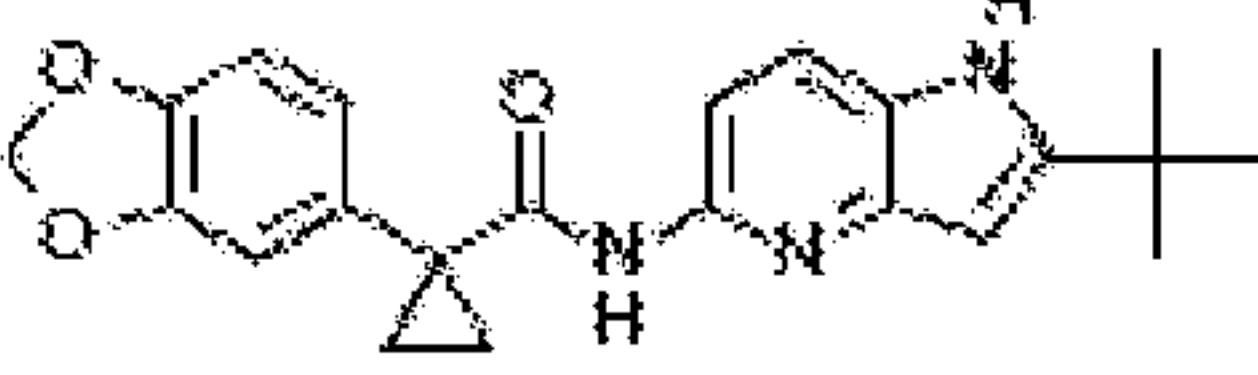
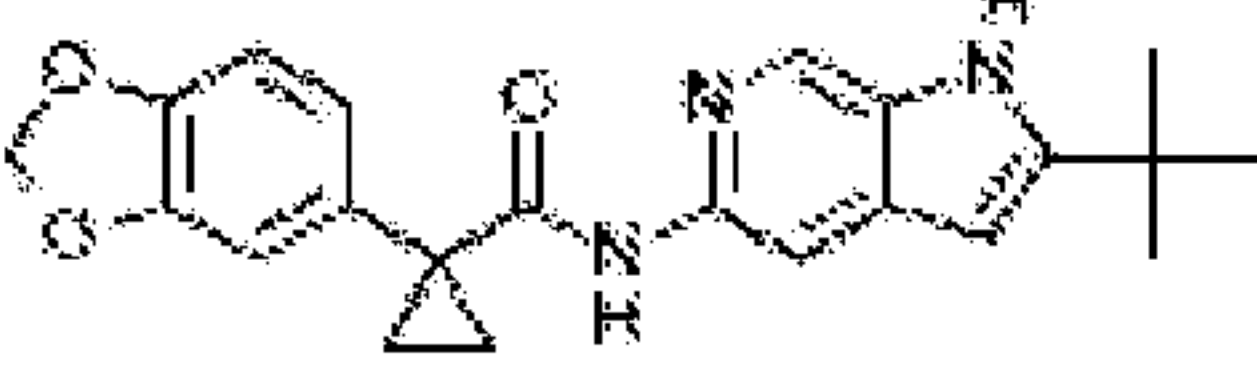
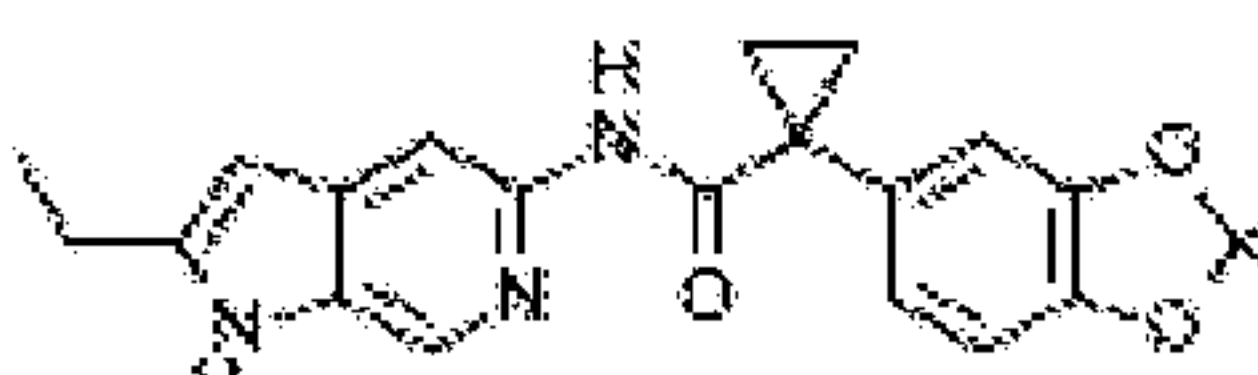
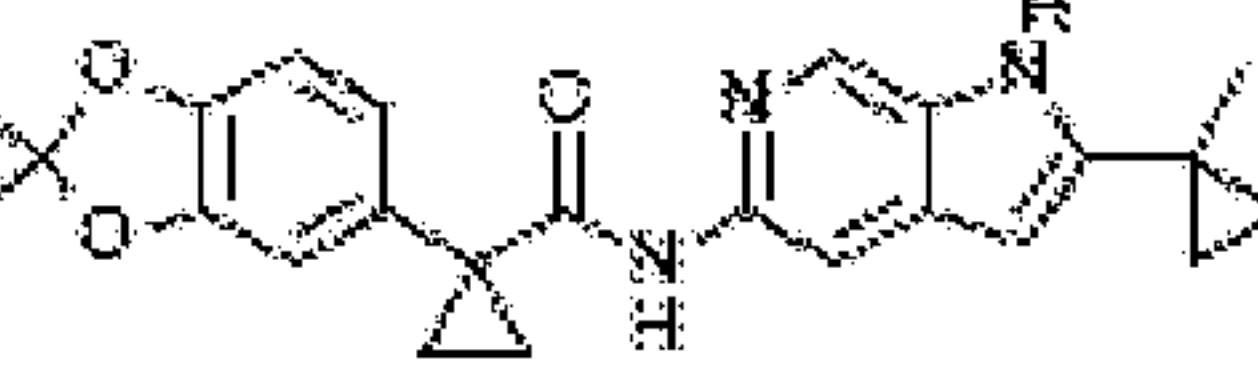
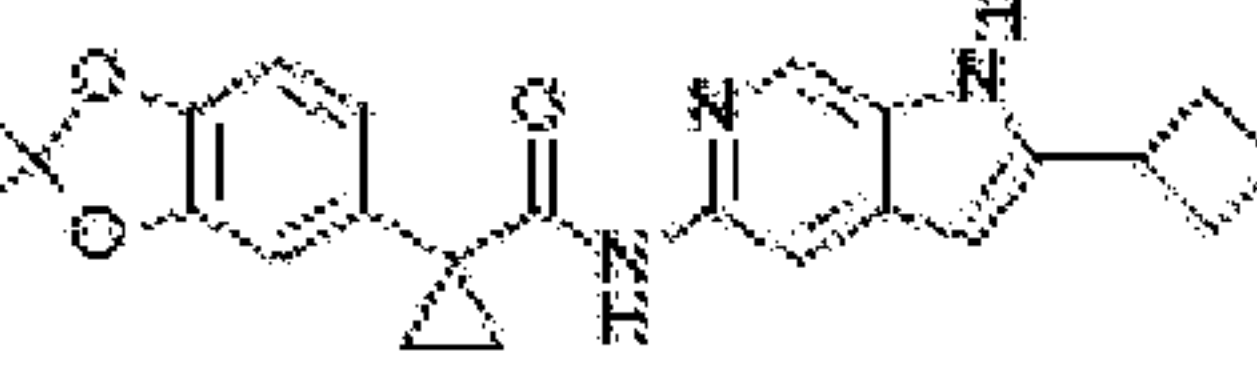
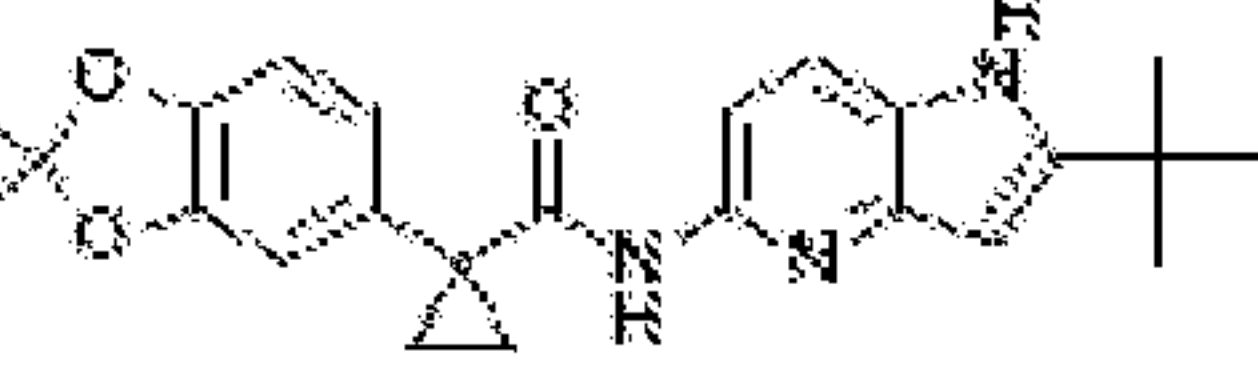
[00216] In some embodiments, W is an optionally substituted C1-C6 alkylidene and  $R^W$  is  $OR^6$ .

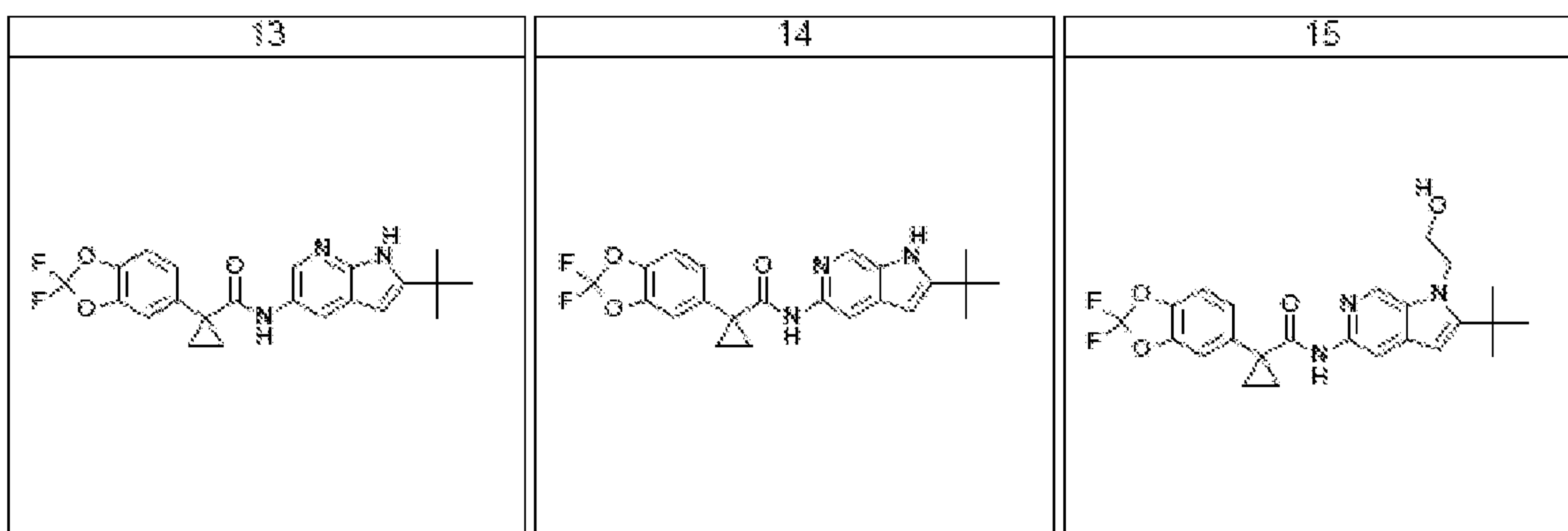
[00217] In some embodiments, W is a C1-C6 alkylidene substituted with a hydroxyl, alkoxy, or amino group, and  $R^W$  is OH.

[00218] In some embodiments  $-WR^W$  is  $-C_2H_4OH$  or  $-CH_2CH(OH)CH_2OH$ .

[00219] Exemplary compounds of the present invention are recited in below in Table 1.

Table 1

<p style="text-align: center;">1</p> 	<p style="text-align: center;">2</p> 	<p style="text-align: center;">3</p> 
<p style="text-align: center;">4</p> 	<p style="text-align: center;">5</p> 	<p style="text-align: center;">6</p> 
<p style="text-align: center;">7</p> 	<p style="text-align: center;">8</p> 	<p style="text-align: center;">9</p> 
<p style="text-align: center;">10</p> 	<p style="text-align: center;">11</p> 	<p style="text-align: center;">12</p> 



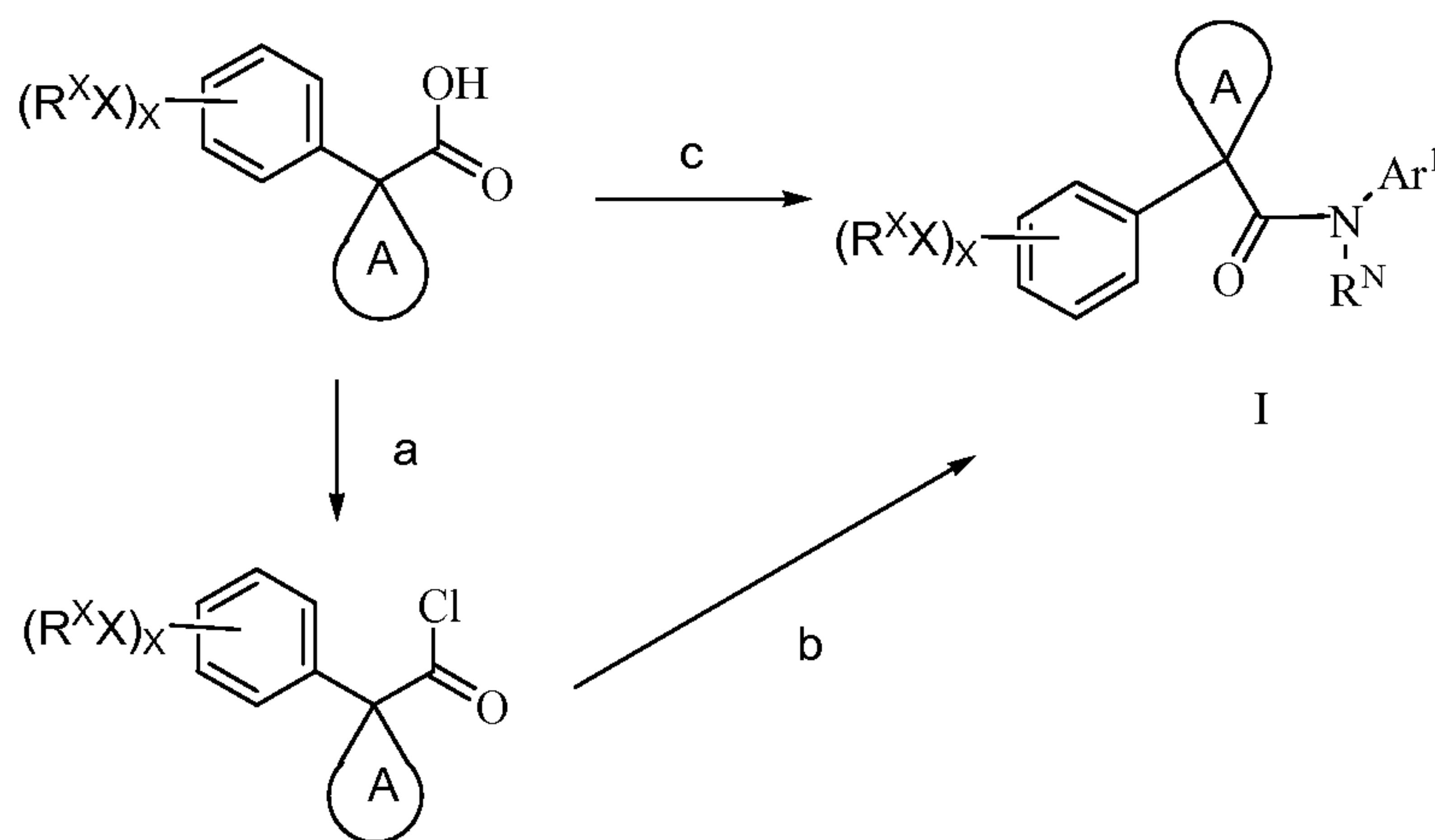
#### 4. General Synthetic Schemes

[00220] Compounds of formula I can be prepared by well-known methods in the art. Illustrated below are exemplary methods for the preparation of compounds of formula I. Schemes I below illustrates an exemplary synthetic method for compounds of formula I.

#### SYNTHETIC SCHEMES

[00221] Compounds of the invention may be prepared by known methods and as illustrated in Schemes I - IX.

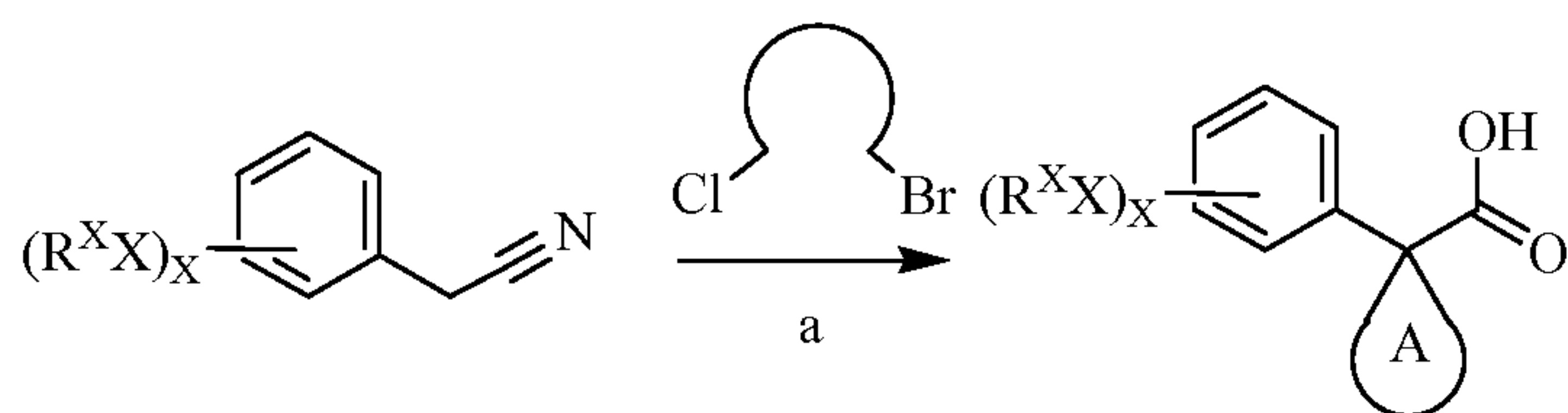
#### [00222] Scheme I



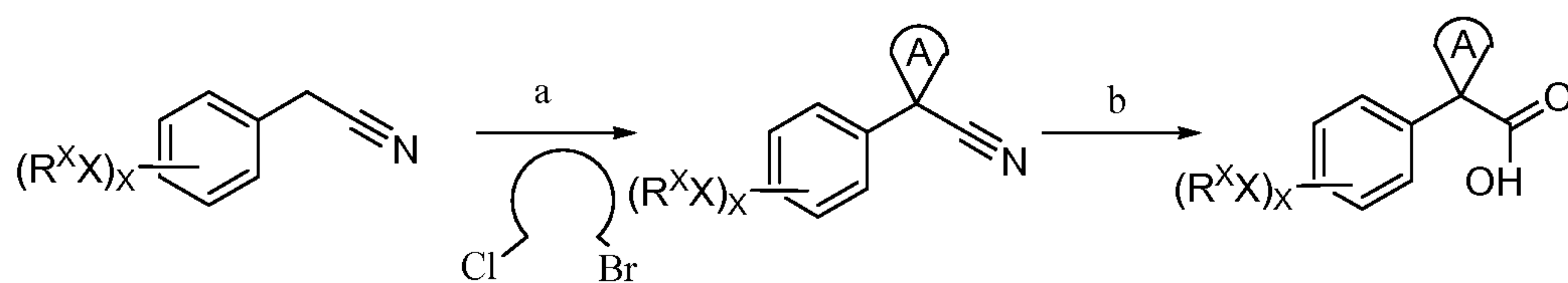
a)  $\text{SOCl}_2$ , DMF (cat.), DCM; b)  $\text{HNR}^N\text{Ar}^1$ , pyr.; c)  $\text{HNR}^N\text{Ar}^1$ , HATU, TEA, DCM/DMF.



## [00223] Scheme II

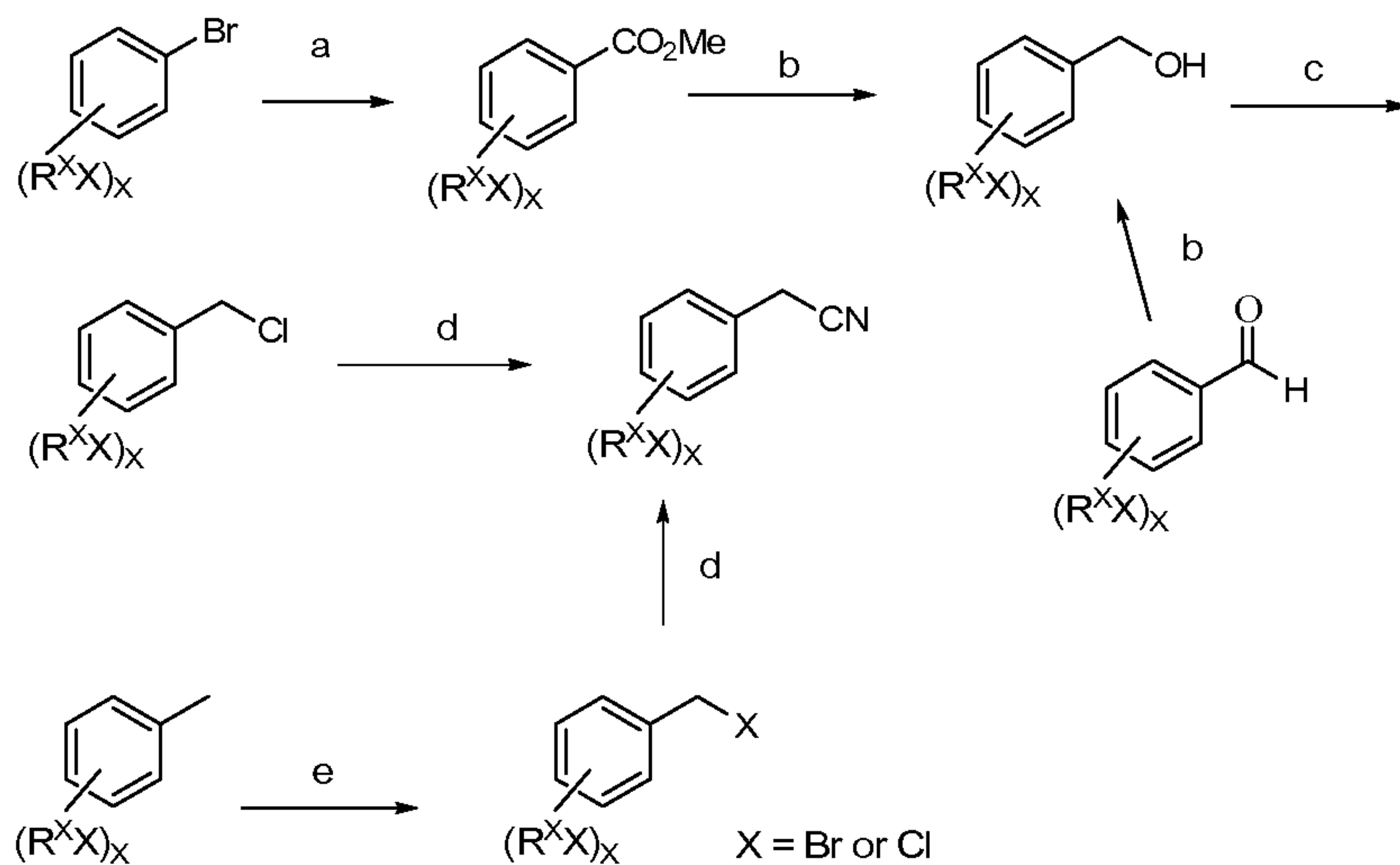
a) NaOH, BTEAC,  $\Delta$ ; NaOH,  $\Delta$ 

## [00224] Scheme III

a) NaOH, BTEAC,  $\Delta$ ; b) NaOH,  $\Delta$ 

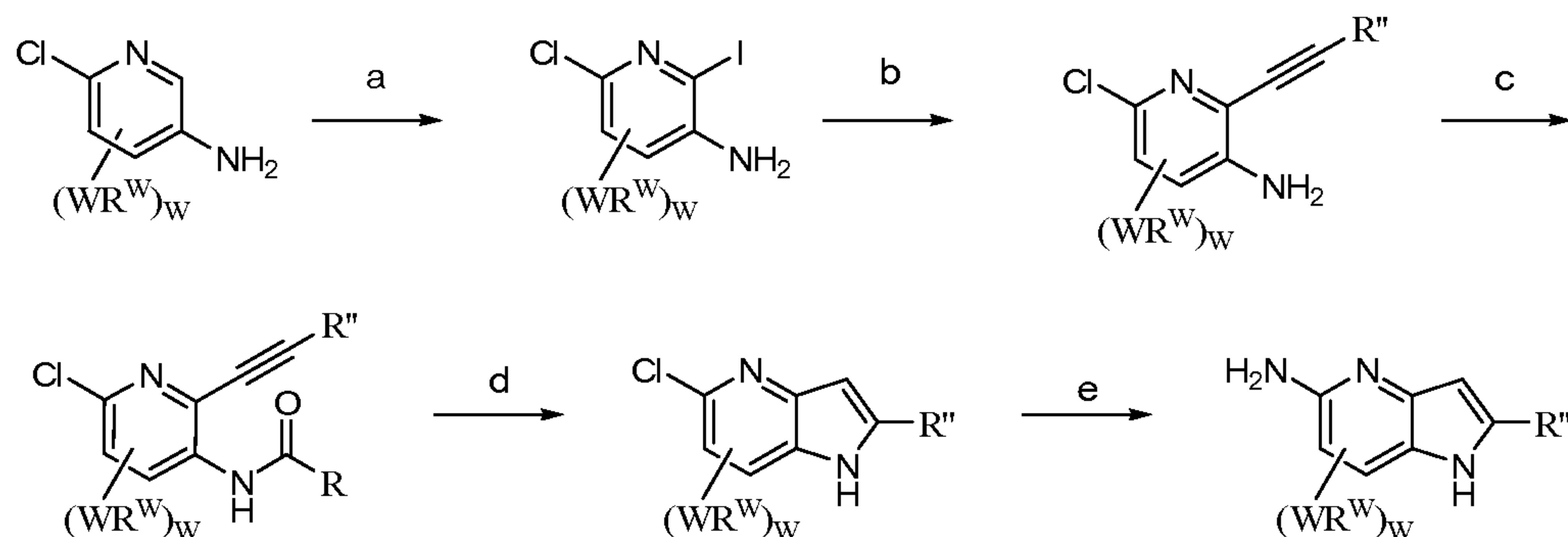
[00225] The phenylacetonitriles are commercially available or may be prepared as shown in Scheme IV.

## [00226] Scheme IV



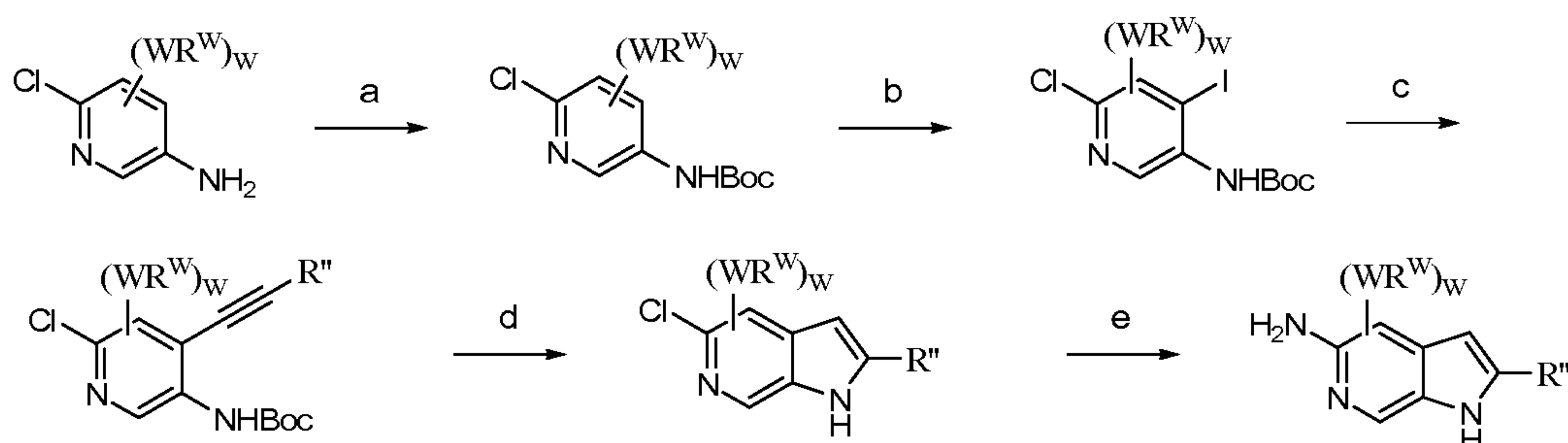
a)  $\text{Pd}(\text{PPh}_3)_4$ , CO, MeOH; b)  $\text{LiAlH}_4$ , THF; c)  $\text{SOCl}_2$ ; d) NaCN; e) NBS or NCl, AIBN,  $\text{CX}_4$  (X = Br or Cl)

## [00227] Scheme V



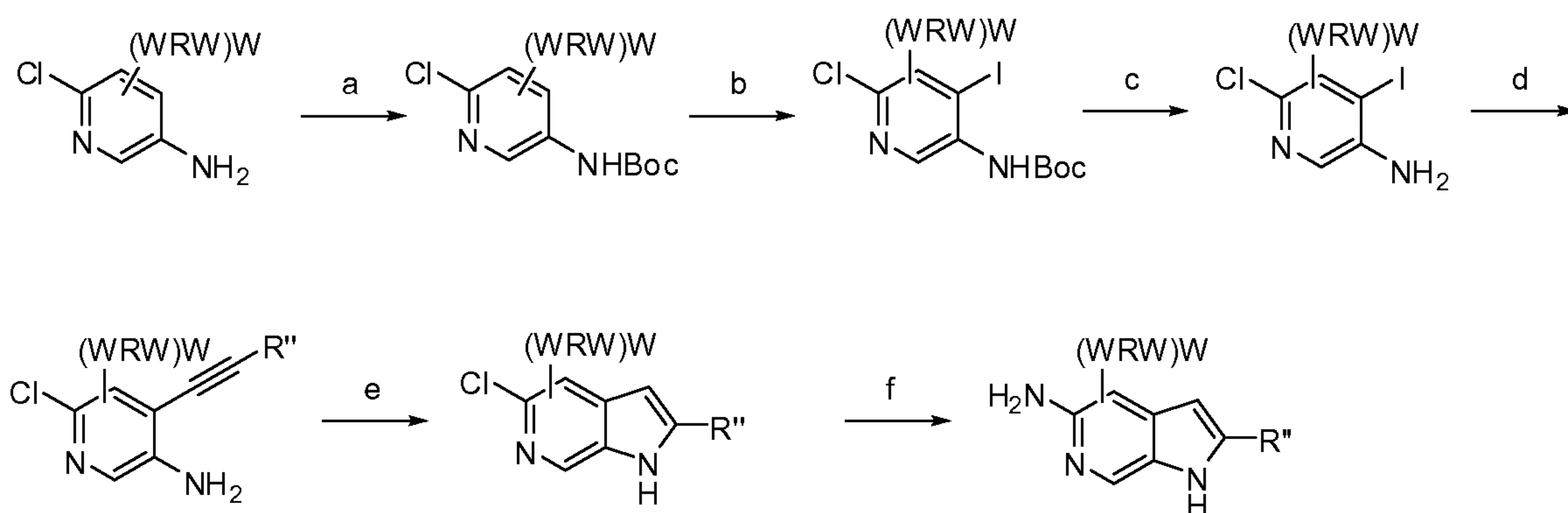
a)  $I_2$ ,  $/Ag_2SO_4$ , EtOH; b)  $HC\equiv C-R''$ ,  $Pd(PPh_3)_2Cl_2$ , CuI,  $Et_3N$ , toluene/ $H_2O$ ; c)  $RC(O)Cl$ , pyridine,  $CH_2Cl_2$ ; d)  $t-BuOK$ , DMF; e)  $CuSO_4$ ,  $NH_3/MeOH$

## [00228] Scheme VI



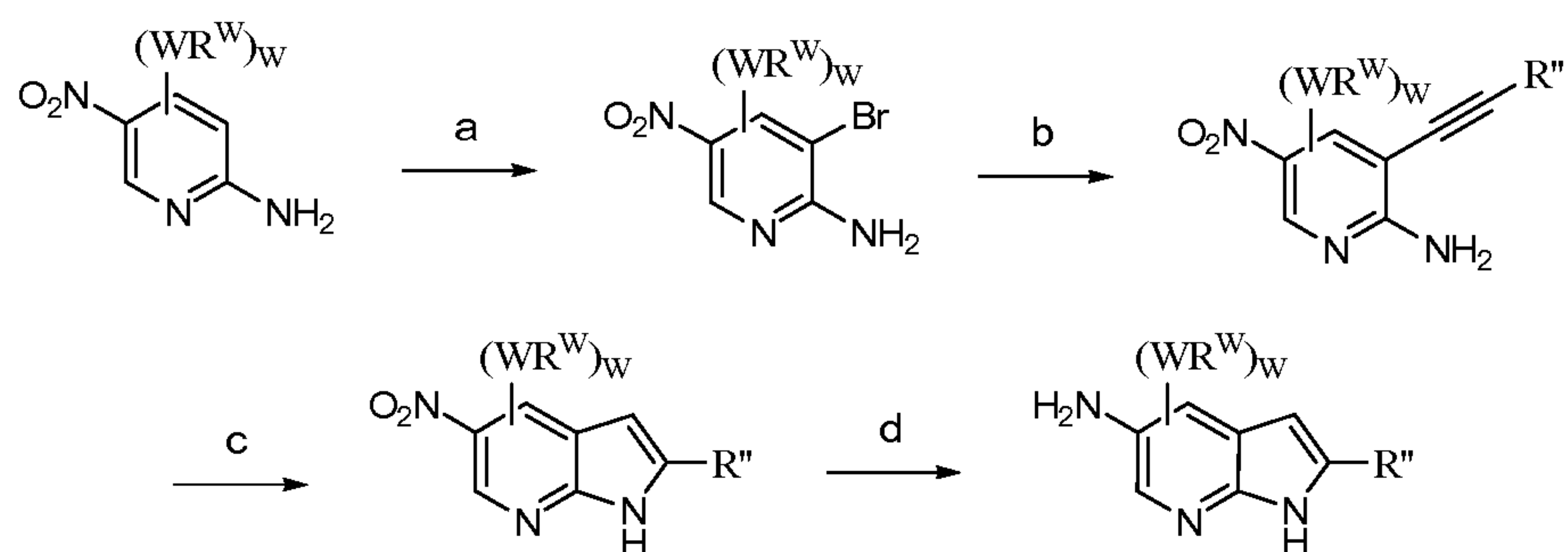
a)  $Boc_2O$ , DMAP,  $Et_3N$ ,  $CH_2Cl_2$ ; b)  $n-BuLi$ , TMEDA,  $Et_2O$ ;  $I_2$ ; c)  $HC\equiv C-R''$ ,  $Pd(PPh_3)_2Cl_2$ , CuI,  $Et_3N$ , toluene/ $H_2O$ ; d) TBAF, THF; e)  $CuSO_4$ ,  $NH_3/MeOH$

## [00229] Scheme VII



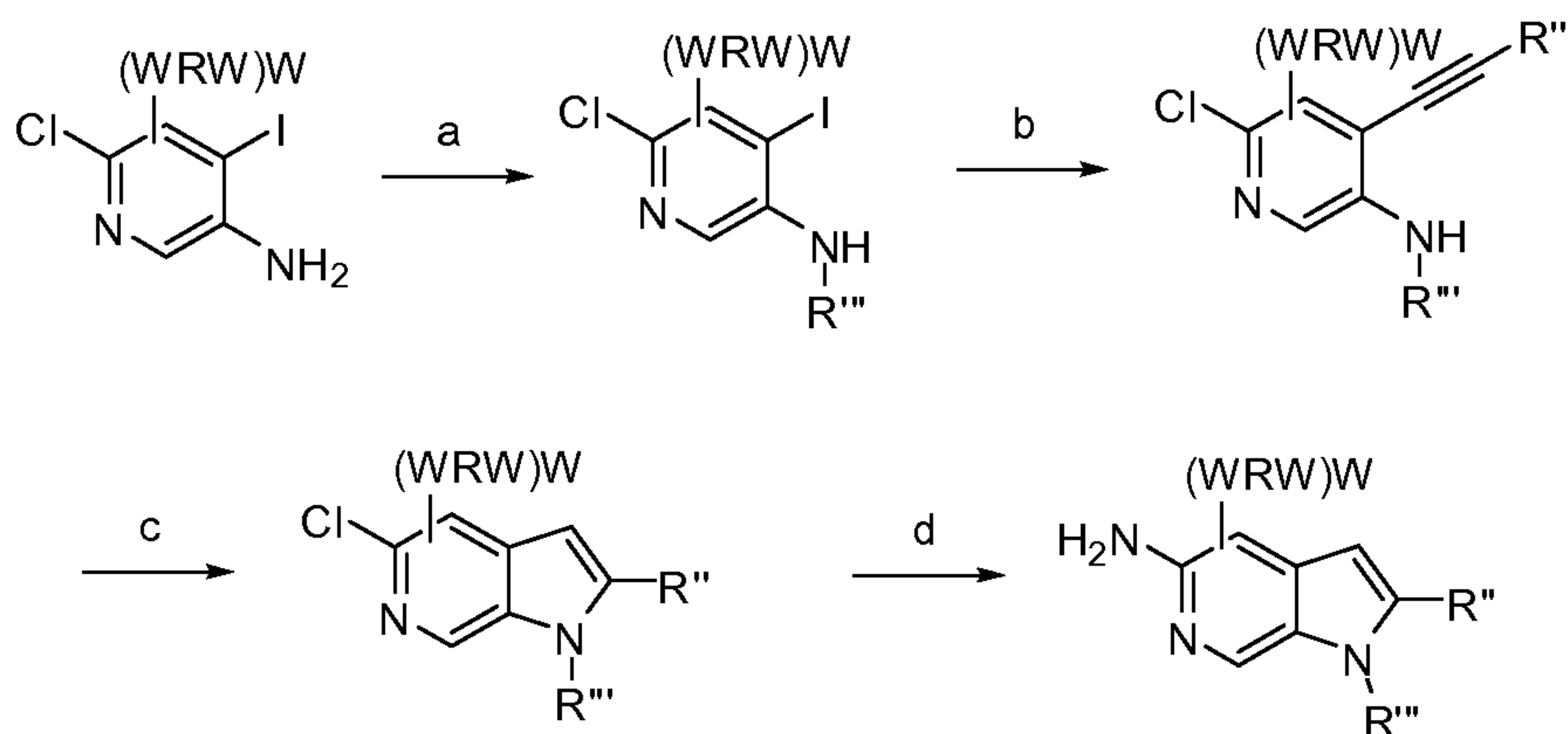
a)  $Boc_2O$ , DMAP,  $Et_3N$ ,  $CH_2Cl_2$ ; b)  $n-BuLi$ , TMEDA,  $Et_2O$ ;  $I_2$ ; c) 3M HCl; d)  $HC\equiv C-R''$ ,  $Pd(PPh_3)_2Cl_2$ , CuI,  $Et_3N$ , toluene/ $H_2O$ ; e)  $tBuOK$ , DMF; f)  $CuSO_4$ ,  $NH_3/MeOH$

## [00230] Scheme VIII



a)  $\text{Br}_2$ ,  $\text{H}_2\text{SO}_4$ ; b)  $\text{HC}\equiv\text{C}-\text{R}''$ ,  $\text{Pd}(\text{PPh}_3)_2\text{Cl}_2$ ,  $\text{CuI}$ ,  $\text{Et}_3\text{N}$ , toluene/ $\text{H}_2\text{O}$ ; c) TBAF, THF; d)  $\text{H}_2$ , Raney Ni, MeOH

[00231] Scheme IX



a)  $\text{R}''' \text{CHO}$ ,  $\text{NaBH}_3\text{CN}$ ,  $\text{CF}_3\text{CO}_2\text{H}$ ; b)  $\text{HC}\equiv\text{C}-\text{R}''$ ,  $\text{Pd}(\text{PPh}_3)_2\text{Cl}_2$ ,  $\text{CuI}$ ,  $\text{Et}_3\text{N}$ ; c)  $t\text{-BuOK}$ , DMF; d)  $\text{NH}_3$  (aq)/ $\text{CuSO}_4$ , autoclave.

[00232] In the schemes above, the radical R employed therein is a substituent, e.g.,  $\text{R}^{\text{W}}$  as defined hereinabove. One of skill in the art will readily appreciate that synthetic routes suitable for various substituents of the present invention are such that the reaction conditions and steps.

5. Uses, Formulation and Administration

*Pharmaceutically acceptable compositions*

[00233] As discussed above, the present invention provides compounds that are useful as modulators of ABC transporters and thus are useful in the treatment of disease, disorders or conditions such as Cystic fibrosis, Hereditary emphysema, Hereditary hemochromatosis, Coagulation-Fibrinolysis deficiencies, such as Protein C deficiency, Type 1 hereditary angioedema, Lipid processing deficiencies, such as Familial hypercholesterolemia, Type 1 chylomicronemia, Abetalipoproteinemia, Lysosomal storage diseases, such as I-cell

disease/Pseudo-Hurler, Mucopolysaccharidoses, Sandhof/Tay-Sachs, Crigler-Najjar type II, Polyendocrinopathy/Hyperinsulemia, Diabetes mellitus, Laron dwarfism, Myeloperoxidase deficiency, Primary hypoparathyroidism, Melanoma, Glycanosis CDG type 1, Hereditary emphysema, Congenital hyperthyroidism, Osteogenesis imperfecta, Hereditary hypofibrinogenemia, ACT deficiency, Diabetes insipidus (DI), Neurophyseal DI, Neprogenic DI, Charcot-Marie Tooth syndrome, Perlizaeus-Merzbacher disease, neurodegenerative diseases such as Alzheimer's disease, Parkinson's disease, Amyotrophic lateral sclerosis, Progressive supranuclear palsy, Pick's disease, several polyglutamine neurological disorders asuch as Huntington, Spinocerebellar ataxia type I, Spinal and bulbar muscular atrophy, Dentatorubal pallidoluyasian, and Myotonic dystrophy, as well as Spongiform encephalopathies, such as Hereditary Creutzfeldt-Jakob disease (due to Prion protein processing defect), Fabry disease, Straussler-Scheinker syndrome, COPD, dry-eye disease, and Sjögren's disease.

**[00234]** Accordingly, in another aspect of the present invention, pharmaceutically acceptable compositions are provided, wherein these compositions comprise any of the compounds as described herein, and optionally comprise a pharmaceutically acceptable carrier, adjuvant or vehicle. In certain embodiments, these compositions optionally further comprise one or more additional therapeutic agents.

**[00235]** It will also be appreciated that certain of the compounds of present invention can exist in free form for treatment, or where appropriate, as a pharmaceutically acceptable derivative thereof. According to the present invention, a pharmaceutically acceptable derivative includes, but is not limited to, pharmaceutically acceptable salts, esters, salts of such esters, or any other adduct or derivative which upon administration to a patient in need is capable of providing, directly or indirectly, a compound as otherwise described herein, or a metabolite or residue thereof.

**[00236]** As used herein, the term "pharmaceutically acceptable salt" refers to those salts which are, within the scope of sound medical judgment, suitable for use in contact with the tissues of humans and lower animals without undue toxicity, irritation, allergic response and the like, and are commensurate with a reasonable benefit/risk ratio. A "pharmaceutically acceptable salt" means any non-toxic salt or salt of an ester of a compound of this invention that, upon administration to a recipient, is capable of providing, either directly or indirectly, a compound of this invention or an inhibitorily active metabolite or residue thereof. As used herein, the term "inhibitorily active metabolite or residue thereof" means that a metabolite or residue thereof is also an inhibitor of an ATP-Binding Cassette Transporters.

79580-189

[00237] Pharmaceutically acceptable salts are well known in the art. For example, S. M. Berge, *et al.* describe pharmaceutically acceptable salts in detail in *J. Pharmaceutical Sciences*, 1977, 66, 1-19. Pharmaceutically acceptable salts of the compounds of this invention include those derived from suitable inorganic and organic acids and bases. Examples of pharmaceutically acceptable, nontoxic acid addition salts are salts of an amino group formed with inorganic acids such as hydrochloric acid, hydrobromic acid, phosphoric acid, sulfuric acid and perchloric acid or with organic acids such as acetic acid, oxalic acid, maleic acid, tartaric acid, citric acid, succinic acid or malonic acid or by using other methods used in the art such as ion exchange. Other pharmaceutically acceptable salts include adipate, alginate, ascorbate, aspartate, benzenesulfonate, benzoate, bisulfate, borate, butyrate, camphorate, camphorsulfonate, citrate, cyclopentanepropionate, digluconate, dodecylsulfate, ethanesulfonate, formate, fumarate, glucoheptonate, glycerophosphate, gluconate, hemisulfate, heptanoate, hexanoate, hydroiodide, 2-hydroxy-ethanesulfonate, lactobionate, lactate, laurate, lauryl sulfate, malate, maleate, malonate, methanesulfonate, 2-naphthalenesulfonate, nicotinate, nitrate, oleate, oxalate, palmitate, pamoate, pectinate, persulfate, 3-phenylpropionate, phosphate, picrate, pivalate, propionate, stearate, succinate, sulfate, tartrate, thiocyanate, p-toluenesulfonate, undecanoate, valerate salts, and the like. Salts derived from appropriate bases include alkali metal, alkaline earth metal, ammonium and  $N^+(C_{1-4}alkyl)_4$  salts. This invention also envisions the quaternization of any basic nitrogen-containing groups of the compounds disclosed herein. Water or oil-soluble or dispersible products may be obtained by such quaternization. Representative alkali or alkaline earth metal salts include sodium, lithium, potassium, calcium, magnesium, and the like. Further pharmaceutically acceptable salts include, when appropriate, nontoxic ammonium, quaternary ammonium, and amine cations formed using counterions such as halide, hydroxide, carboxylate, sulfate, phosphate, nitrate, loweralkyl sulfonate and aryl sulfonate.

[00238] As described above, the pharmaceutically acceptable compositions of the present invention additionally comprise a pharmaceutically acceptable carrier, adjuvant, or vehicle, which, as used herein, includes any and all solvents, diluents, or other liquid vehicle, dispersion or suspension aids, surface active agents, isotonic agents, thickening or emulsifying agents, preservatives, solid binders, lubricants and the like, as suited to the particular dosage form desired. Remington's *Pharmaceutical Sciences*, Sixteenth Edition, E. W. Martin (Mack Publishing Co., Easton, Pa., 1980) discloses various carriers used in formulating pharmaceutically acceptable compositions and known techniques for the preparation thereof. Except insofar as any conventional carrier medium is incompatible with the compounds of the

invention, such as by producing any undesirable biological effect or otherwise interacting in a deleterious manner with any other component(s) of the pharmaceutically acceptable composition, its use is contemplated to be within the scope of this invention. Some examples of materials which can serve as pharmaceutically acceptable carriers include, but are not limited to, ion exchangers, alumina, aluminum stearate, lecithin, serum proteins, such as human serum albumin, buffer substances such as phosphates, glycine, sorbic acid, or potassium sorbate, partial glyceride mixtures of saturated vegetable fatty acids, water, salts or electrolytes, such as protamine sulfate, disodium hydrogen phosphate, potassium hydrogen phosphate, sodium chloride, zinc salts, colloidal silica, magnesium trisilicate, polyvinyl pyrrolidone, polyacrylates, waxes, polyethylene-polyoxypropylene-block polymers, wool fat, sugars such as lactose, glucose and sucrose; starches such as corn starch and potato starch; cellulose and its derivatives such as sodium carboxymethyl cellulose, ethyl cellulose and cellulose acetate; powdered tragacanth; malt; gelatin; talc; excipients such as cocoa butter and suppository waxes; oils such as peanut oil, cottonseed oil; safflower oil; sesame oil; olive oil; corn oil and soybean oil; glycols; such a propylene glycol or polyethylene glycol; esters such as ethyl oleate and ethyl laurate; agar; buffering agents such as magnesium hydroxide and aluminum hydroxide; alginic acid; pyrogen-free water; isotonic saline; Ringer's solution; ethyl alcohol, and phosphate buffer solutions, as well as other non-toxic compatible lubricants such as sodium lauryl sulfate and magnesium stearate, as well as coloring agents, releasing agents, coating agents, sweetening, flavoring and perfuming agents, preservatives and antioxidants can also be present in the composition, according to the judgment of the formulator.

*Uses of Compounds and Pharmaceutically Acceptable Compositions*

**[00239]** In yet another aspect, the present invention provides a method of treating a condition, disease, or disorder implicated by ABC transporter activity. In certain embodiments, the present invention provides a method of treating a condition, disease, or disorder implicated by a deficiency of ABC transporter activity, the method comprising administering a composition comprising a compound of formula (I) to a subject, preferably a mammal, in need thereof.

**[00240]** In certain preferred embodiments, the present invention provides a method of treating cystic fibrosis, hereditary emphysema (due to  $\alpha$ 1-antitrypsin; non Piz variants), hereditary hemochromatosis, coagulation-fibrinolysis deficiencies, such as protein C deficiency, Type 1 hereditary angioedema, lipid processing deficiencies, such as familial hypercholesterolemia, Type 1 chylomicronemia, abetalipoproteinemia, lysosomal storage

diseases, such as I-cell disease/pseudo-Hurler, mucopolysaccharidoses (due to lysosomal processing enzymes), Sandhof/Tay-Sachs (due to  $\beta$ -hexosaminidase), Crigler-Najjar type II (due to UDP-glucuronyl-sialyl-transferase), polyendocrinopathy/hyperinsulemia, diabetes mellitus (due to insulin receptor), Laron dwarfism (due to growth hormone receptor), myeloperoxidase deficiency, primary hypoparathyroidism (due to preproparathyroid hormone), melanoma (due to tyrosinase). The diseases associated with the latter class of ER malfunction are glycanosis CDG type 1, hereditary emphysema (due to  $\alpha$ 1-antitrypsin (PiZ variant), congenital hyperthyroidism, osteogenesis imperfecta (due to Type I, II, IV procollagen), hereditary hypofibrinogenemia (due to fibrinogen), ACT deficiency (due to  $\alpha$ 1-antichymotrypsin), diabetes insipidus (DI), neurophyseal DI (due to vasopressin hormone/V2-receptor), neprogenic DI (due to aquaporin II), Charcot-Marie Tooth syndrome (due to peripheral myelin protein 22), Perlizaeus-Merzbacher disease, neurodegenerative diseases such as Alzheimer's disease (due to  $\beta$ APP and presenilins), Parkinson's disease, amyotrophic lateral sclerosis, progressive supranuclear palsy, Pick's disease, several polyglutamine neurological disorders such as Huntington, spinocerebellar ataxia type I, spinal and bulbar muscular atrophy, dentatorubal pallidoluyian, and myotonic dystrophy, as well as spongiform encephalopathies, such as hereditary Creutzfeldt-Jakob disease (due to prion protein processing defect), Fabry disease (due to lysosomal  $\alpha$ -galactosidase A), Straussler-Scheinker syndrome, chronic obstructive pulmonary disease (COPD), dry eye disease, and Sjögren's Syndrome, comprising the step of administering to said mammal an effective amount of a composition comprising a compound of formula (I), or a preferred embodiment thereof as set forth above.

**[00241]** According to an alternative preferred embodiment, the present invention provides a method of treating cystic fibrosis comprising the step of administering to said mammal a composition comprising the step of administering to said mammal an effective amount of a composition comprising a compound of formula (I), or a preferred embodiment thereof as set forth above.

**[00242]** According to the invention an "effective amount" of the compound or pharmaceutically acceptable composition is that amount effective for treating or lessening the severity of one or more of cystic fibrosis, hereditary emphysema (due to  $\alpha$ 1-antitrypsin; non PiZ variants), hereditary hemochromatosis, coagulation-fibrinolysis deficiencies, such as protein C deficiency, Type 1 hereditary angioedema, lipid processing deficiencies, such as familial hypercholesterolemia, Type 1 chylomicronemia, abetalipoproteinemia, lysosomal storage diseases, such as I-cell disease/pseudo-Hurler, mucopolysaccharidoses (due to lysosomal

processing enzymes), Sandhof/Tay-Sachs (due to  $\beta$ -hexosaminidase), Crigler-Najjar type II (due to UDP-glucuronyl-sialyl-transferase), polyendocrinopathy/hyperinsulemia, diabetes mellitus (due to insulin receptor), Laron dwarfism (due to growth hormone receptor), myeloperoxidase deficiency, primary hypoparathyroidism (due to preproparathyroid hormone), melanoma (due to tyrosinase). The diseases associated with the latter class of ER malfunction are glycanosis CDG type 1, hereditary emphysema (due to  $\alpha$ 1-antitrypsin (PiZ variant), congenital hyperthyroidism, osteogenesis imperfecta (due to Type I, II, IV procollagen), hereditary hypofibrinogenemia (due to fibrinogen), ACT deficiency (due to  $\alpha$ 1-antichymotrypsin), diabetes insipidus (DI), neurophyseal DI (due to vasopressin hormone/V2-receptor), neprogenic DI (due to aquaporin II), Charcot-Marie Tooth syndrome (due to peripheral myelin protein 22), Perlizaeus-Merzbacher disease, neurodegenerative diseases such as Alzheimer's disease (due to  $\beta$ APP and presenilins), Parkinson's disease, amyotrophic lateral sclerosis, progressive supranuclear palsy, Pick's disease, several polyglutamine neurological disorders such as Huntington, spinocerebellar ataxia type I, spinal and bulbar muscular atrophy, dentatorubal pallidoluisian, and myotonic dystrophy, as well as spongiform encephalopathies, such as hereditary Creutzfeldt-Jakob disease (due to prion protein processing defect), Fabry disease (due to lysosomal  $\alpha$ -galactosidase A), Straussler-Scheinker syndrome, chronic obstructive pulmonary disease (COPD), dry eye disease, and Sjögren's Syndrome.

**[00243]** The compounds and compositions, according to the method of the present invention, may be administered using any amount and any route of administration effective for treating or lessening the severity of one or more of cystic fibrosis, hereditary emphysema (due to  $\alpha$ 1-antitrypsin; non Piz variants), hereditary hemochromatosis, coagulation-fibrinolysis deficiencies, such as protein C deficiency, Type 1 hereditary angioedema, lipid processing deficiencies, such as familial hypercholesterolemia, Type 1 chylomicronemia, abetalipoproteinemia, lysosomal storage diseases, such as I-cell disease/pseudo-Hurler, mucopolysaccharidoses (due to lysosomal processing enzymes), Sandhof/Tay-Sachs (due to  $\beta$ -hexosaminidase), Crigler-Najjar type II (due to UDP-glucuronyl-sialyl-transferase), polyendocrinopathy/hyperinsulemia, diabetes mellitus (due to insulin receptor), Laron dwarfism (due to growth hormone receptor), myeloperoxidase deficiency, primary hypoparathyroidism (due to preproparathyroid hormone), melanoma (due to tyrosinase). The diseases associated with the latter class of ER malfunction are glycanosis CDG type 1, hereditary emphysema (due to  $\alpha$ 1-antitrypsin (PiZ variant), congenital hyperthyroidism, osteogenesis imperfecta (due to Type I, II, IV procollagen), hereditary hypofibrinogenemia (due to fibrinogen), ACT deficiency (due to  $\alpha$ 1-antichymotrypsin), diabetes insipidus (DI),



neurophyseal DI (due to vasopressin hormone/V2-receptor), neprogenic DI (due to aquaporin II), Charcot-Marie Tooth syndrome (due to peripheral myelin protein 22), Perlizaeus-Merzbacher disease, neurodegenerative diseases such as Alzheimer's disease (due to  $\beta$ APP and presenilins), Parkinson's disease, amyotrophic lateral sclerosis, progressive supranuclear palsy, Pick's disease, several polyglutamine neurological disorders such as Huntington, spinocerebellar ataxia type I, spinal and bulbar muscular atrophy, dentatorubal pallidoluisian, and myotonic dystrophy, as well as spongiform encephalopathies, such as hereditary Creutzfeldt-Jakob disease (due to prion protein processing defect), Fabry disease (due to lysosomal  $\alpha$ -galactosidase A), Straussler-Scheinker syndrome, chronic obstructive pulmonary disease (COPD), dry eye disease, and Sjögren's Syndrome.

**[00244]** The exact amount required will vary from subject to subject, depending on the species, age, and general condition of the subject, the severity of the infection, the particular agent, its mode of administration, and the like. The compounds of the invention are preferably formulated in dosage unit form for ease of administration and uniformity of dosage. The expression "dosage unit form" as used herein refers to a physically discrete unit of agent appropriate for the patient to be treated. It will be understood, however, that the total daily usage of the compounds and compositions of the present invention will be decided by the attending physician within the scope of sound medical judgment. The specific effective dose level for any particular patient or organism will depend upon a variety of factors including the disorder being treated and the severity of the disorder; the activity of the specific compound employed; the specific composition employed; the age, body weight, general health, sex and diet of the patient; the time of administration, route of administration, and rate of excretion of the specific compound employed; the duration of the treatment; drugs used in combination or coincidental with the specific compound employed, and like factors well known in the medical arts. The term "patient", as used herein, means an animal, preferably a mammal, and most preferably a human.

**[00245]** The pharmaceutically acceptable compositions of this invention can be administered to humans and other animals orally, rectally, parenterally, intracisternally, intravaginally, intraperitoneally, topically (as by powders, ointments, or drops), buccally, as an oral or nasal spray, or the like, depending on the severity of the infection being treated. In certain embodiments, the compounds of the invention may be administered orally or parenterally at dosage levels of about 0.01 mg/kg to about 50 mg/kg and preferably from about

1 mg/kg to about 25 mg/kg, of subject body weight per day, one or more times a day, to obtain the desired therapeutic effect.

**[00246]** Liquid dosage forms for oral administration include, but are not limited to, pharmaceutically acceptable emulsions, microemulsions, solutions, suspensions, syrups and elixirs. In addition to the active compounds, the liquid dosage forms may contain inert diluents commonly used in the art such as, for example, water or other solvents, solubilizing agents and emulsifiers such as ethyl alcohol, isopropyl alcohol, ethyl carbonate, ethyl acetate, benzyl alcohol, benzyl benzoate, propylene glycol, 1,3-butylene glycol, dimethylformamide, oils (in particular, cottonseed, groundnut, corn, germ, olive, castor, and sesame oils), glycerol, tetrahydrofurfuryl alcohol, polyethylene glycols and fatty acid esters of sorbitan, and mixtures thereof. Besides inert diluents, the oral compositions can also include adjuvants such as wetting agents, emulsifying and suspending agents, sweetening, flavoring, and perfuming agents.

**[00247]** Injectable preparations, for example, sterile injectable aqueous or oleaginous suspensions may be formulated according to the known art using suitable dispersing or wetting agents and suspending agents. The sterile injectable preparation may also be a sterile injectable solution, suspension or emulsion in a nontoxic parenterally acceptable diluent or solvent, for example, as a solution in 1,3-butanediol. Among the acceptable vehicles and solvents that may be employed are water, Ringer's solution, U.S.P. and isotonic sodium chloride solution. In addition, sterile, fixed oils are conventionally employed as a solvent or suspending medium. For this purpose any bland fixed oil can be employed including synthetic mono- or diglycerides. In addition, fatty acids such as oleic acid are used in the preparation of injectables.

**[00248]** The injectable formulations can be sterilized, for example, by filtration through a bacterial-retaining filter, or by incorporating sterilizing agents in the form of sterile solid compositions which can be dissolved or dispersed in sterile water or other sterile injectable medium prior to use.

**[00249]** In order to prolong the effect of a compound of the present invention, it is often desirable to slow the absorption of the compound from subcutaneous or intramuscular injection. This may be accomplished by the use of a liquid suspension of crystalline or amorphous material with poor water solubility. The rate of absorption of the compound then depends upon its rate of dissolution that, in turn, may depend upon crystal size and crystalline form. Alternatively, delayed absorption of a parenterally administered compound form is accomplished by dissolving or suspending the compound in an oil vehicle. Injectable depot forms are made by forming microencapsule matrices of the compound in biodegradable

polymers such as polylactide-polyglycolide. Depending upon the ratio of compound to polymer and the nature of the particular polymer employed, the rate of compound release can be controlled. Examples of other biodegradable polymers include poly(orthoesters) and poly(anhydrides). Depot injectable formulations are also prepared by entrapping the compound in liposomes or microemulsions that are compatible with body tissues.

**[00250]** Compositions for rectal or vaginal administration are preferably suppositories which can be prepared by mixing the compounds of this invention with suitable non-irritating excipients or carriers such as cocoa butter, polyethylene glycol or a suppository wax which are solid at ambient temperature but liquid at body temperature and therefore melt in the rectum or vaginal cavity and release the active compound.

**[00251]** Solid dosage forms for oral administration include capsules, tablets, pills, powders, and granules. In such solid dosage forms, the active compound is mixed with at least one inert, pharmaceutically acceptable excipient or carrier such as sodium citrate or dicalcium phosphate and/or a) fillers or extenders such as starches, lactose, sucrose, glucose, mannitol, and silicic acid, b) binders such as, for example, carboxymethylcellulose, alginates, gelatin, polyvinylpyrrolidinone, sucrose, and acacia, c) humectants such as glycerol, d) disintegrating agents such as agar--agar, calcium carbonate, potato or tapioca starch, alginic acid, certain silicates, and sodium carbonate, e) solution retarding agents such as paraffin, f) absorption accelerators such as quaternary ammonium compounds, g) wetting agents such as, for example, cetyl alcohol and glycerol monostearate, h) absorbents such as kaolin and bentonite clay, and i) lubricants such as talc, calcium stearate, magnesium stearate, solid polyethylene glycols, sodium lauryl sulfate, and mixtures thereof. In the case of capsules, tablets and pills, the dosage form may also comprise buffering agents.

**[00252]** Solid compositions of a similar type may also be employed as fillers in soft and hard-filled gelatin capsules using such excipients as lactose or milk sugar as well as high molecular weight polyethylene glycols and the like. The solid dosage forms of tablets, dragees, capsules, pills, and granules can be prepared with coatings and shells such as enteric coatings and other coatings well known in the pharmaceutical formulating art. They may optionally contain opacifying agents and can also be of a composition that they release the active ingredient(s) only, or preferentially, in a certain part of the intestinal tract, optionally, in a delayed manner. Examples of embedding compositions that can be used include polymeric substances and waxes. Solid compositions of a similar type may also be employed as fillers in

soft and hard-filled gelatin capsules using such excipients as lactose or milk sugar as well as high molecular weight polyethylene glycols and the like.

**[00253]** The active compounds can also be in microencapsulated form with one or more excipients as noted above. The solid dosage forms of tablets, dragees, capsules, pills, and granules can be prepared with coatings and shells such as enteric coatings, release controlling coatings and other coatings well known in the pharmaceutical formulating art. In such solid dosage forms the active compound may be admixed with at least one inert diluent such as sucrose, lactose or starch. Such dosage forms may also comprise, as is normal practice, additional substances other than inert diluents, e.g., tableting lubricants and other tableting aids such a magnesium stearate and microcrystalline cellulose. In the case of capsules, tablets and pills, the dosage forms may also comprise buffering agents. They may optionally contain opacifying agents and can also be of a composition that they release the active ingredient(s) only, or preferentially, in a certain part of the intestinal tract, optionally, in a delayed manner. Examples of embedding compositions that can be used include polymeric substances and waxes.

**[00254]** Dosage forms for topical or transdermal administration of a compound of this invention include ointments, pastes, creams, lotions, gels, powders, solutions, sprays, inhalants or patches. The active component is admixed under sterile conditions with a pharmaceutically acceptable carrier and any needed preservatives or buffers as may be required. Ophthalmic formulation, eardrops, and eye drops are also contemplated as being within the scope of this invention. Additionally, the present invention contemplates the use of transdermal patches, which have the added advantage of providing controlled delivery of a compound to the body. Such dosage forms are prepared by dissolving or dispensing the compound in the proper medium. Absorption enhancers can also be used to increase the flux of the compound across the skin. The rate can be controlled by either providing a rate controlling membrane or by dispersing the compound in a polymer matrix or gel.

**[00255]** As described generally above, the compounds of the invention are useful as modulators of ABC transporters. Thus, without wishing to be bound by any particular theory, the compounds and compositions are particularly useful for treating or lessening the severity of a disease, condition, or disorder where hyperactivity or inactivity of ABC transporters is implicated in the disease, condition, or disorder. When hyperactivity or inactivity of an ABC transporter is implicated in a particular disease, condition, or disorder, the disease, condition, or disorder may also be referred to as a "ABC transporter-mediated disease, condition or

disorder". Accordingly, in another aspect, the present invention provides a method for treating or lessening the severity of a disease, condition, or disorder where hyperactivity or inactivity of an ABC transporter is implicated in the disease state.

[00256] The activity of a compound utilized in this invention as a modulator of an ABC transporter may be assayed according to methods described generally in the art and in the Examples herein.

[00257] It will also be appreciated that the compounds and pharmaceutically acceptable compositions of the present invention can be employed in combination therapies, that is, the compounds and pharmaceutically acceptable compositions can be administered concurrently with, prior to, or subsequent to, one or more other desired therapeutics or medical procedures. The particular combination of therapies (therapeutics or procedures) to employ in a combination regimen will take into account compatibility of the desired therapeutics and/or procedures and the desired therapeutic effect to be achieved. It will also be appreciated that the therapies employed may achieve a desired effect for the same disorder (for example, an inventive compound may be administered concurrently with another agent used to treat the same disorder), or they may achieve different effects (e.g., control of any adverse effects). As used herein, additional therapeutic agents that are normally administered to treat or prevent a particular disease, or condition, are known as "appropriate for the disease, or condition, being treated".

[00258] The amount of additional therapeutic agent present in the compositions of this invention will be no more than the amount that would normally be administered in a composition comprising that therapeutic agent as the only active agent. Preferably the amount of additional therapeutic agent in the presently disclosed compositions will range from about 50% to 100% of the amount normally present in a composition comprising that agent as the only therapeutically active agent.

[00259] The compounds of this invention or pharmaceutically acceptable compositions thereof may also be incorporated into compositions for coating an implantable medical device, such as prostheses, artificial valves, vascular grafts, stents and catheters. Accordingly, the present invention, in another aspect, includes a composition for coating an implantable device comprising a compound of the present invention as described generally above, and in classes and subclasses herein, and a carrier suitable for coating said implantable device. In still another aspect, the present invention includes an implantable device coated with a composition comprising a compound of the present invention as described generally above,

and in classes and subclasses herein, and a carrier suitable for coating said implantable device. Suitable coatings and the general preparation of coated implantable devices are described in US Patents 6,099,562; 5,886,026; and 5,304,121. The coatings are typically biocompatible polymeric materials such as a hydrogel polymer, polymethyldisiloxane, polycaprolactone, polyethylene glycol, polylactic acid, ethylene vinyl acetate, and mixtures thereof. The coatings may optionally be further covered by a suitable topcoat of fluorosilicone, polysaccharides, polyethylene glycol, phospholipids or combinations thereof to impart controlled release characteristics in the composition.

**[00260]** Another aspect of the invention relates to modulating ABC transporter activity in a biological sample or a patient (e.g., *in vitro* or *in vivo*), which method comprises administering to the patient, or contacting said biological sample with a compound of formula **I** or a composition comprising said compound. The term "biological sample", as used herein, includes, without limitation, cell cultures or extracts thereof; biopsied material obtained from a mammal or extracts thereof; and blood, saliva, urine, feces, semen, tears, or other body fluids or extracts thereof.

**[00261]** Modulation of ABC transporter activity in a biological sample is useful for a variety of purposes that are known to one of skill in the art. Examples of such purposes include, but are not limited to, the study of ABC transporters in biological and pathological phenomena; and the comparative evaluation of new modulators of ABC transporters.

**[00262]** In yet another embodiment, a method of modulating activity of an anion channel *in vitro* or *in vivo*, is provided comprising the step of contacting said channel with a compound of formula **(I)**. In preferred embodiments, the anion channel is a chloride channel or a bicarbonate channel. In other preferred embodiments, the anion channel is a chloride channel.

**[00263]** According to an alternative embodiment, the present invention provides a method of increasing the number of functional ABC transporters in a membrane of a cell, comprising the step of contacting said cell with a compound of formula **(I)**. The term "functional ABC transporter" as used herein means an ABC transporter that is capable of transport activity. In preferred embodiments, said functional ABC transporter is CFTR.

**[00264]** According to another preferred embodiment, the activity of the ABC transporter is measured by measuring the transmembrane voltage potential. Means for measuring the voltage potential across a membrane in the biological sample may employ any of

the known methods in the art, such as optical membrane potential assay or other electrophysiological methods.

[00265] The optical membrane potential assay utilizes voltage-sensitive FRET sensors described by Gonzalez and Tsien (See, Gonzalez, J. E. and R. Y. Tsien (1995) "Voltage sensing by fluorescence resonance energy transfer in single cells" Biophys J **69**(4): 1272-80, and Gonzalez, J. E. and R. Y. Tsien (1997) "Improved indicators of cell membrane potential that use fluorescence resonance energy transfer" Chem Biol **4**(4): 269-77) in combination with instrumentation for measuring fluorescence changes such as the Voltage/Ion Probe Reader (VIPR) (See, Gonzalez, J. E., K. Oades, et al. (1999) "Cell-based assays and instrumentation for screening ion-channel targets" Drug Discov Today **4**(9): 431-439).

[00266] These voltage sensitive assays are based on the change in fluorescence resonant energy transfer (FRET) between the membrane-soluble, voltage-sensitive dye, DiSBAC<sub>2</sub>(3), and a fluorescent phospholipid, CC2-DMPE, which is attached to the outer leaflet of the plasma membrane and acts as a FRET donor. Changes in membrane potential ( $V_m$ ) cause the negatively charged DiSBAC<sub>2</sub>(3) to redistribute across the plasma membrane and the amount of energy transfer from CC2-DMPE changes accordingly. The changes in fluorescence emission can be monitored using VIPR<sup>TM</sup> II, which is an integrated liquid handler and fluorescent detector designed to conduct cell-based screens in 96- or 384-well microtiter plates.

[00267] In another aspect the present invention provides a kit for use in measuring the activity of a ABC transporter or a fragment thereof in a biological sample *in vitro* or *in vivo* comprising (i) a composition comprising a compound of formula (I) or any of the above embodiments; and (ii) instructions for a) contacting the composition with the biological sample and b) measuring activity of said ABC transporter or a fragment thereof. In one embodiment, the kit further comprises instructions for a) contacting an additional composition with the biological sample; b) measuring the activity of said ABC transporter or a fragment thereof in the presence of said additional compound, and c) comparing the activity of the ABC transporter in the presence of the additional compound with the density of the ABC transporter in the presence of a composition of formula (I). In preferred embodiments, the kit is used to measure the density of CFTR.

[00268] In order that the invention described herein may be more fully understood, the following examples are set forth. It should be understood that these examples are for illustrative purposes only and are not to be construed as limiting this invention in any manner.

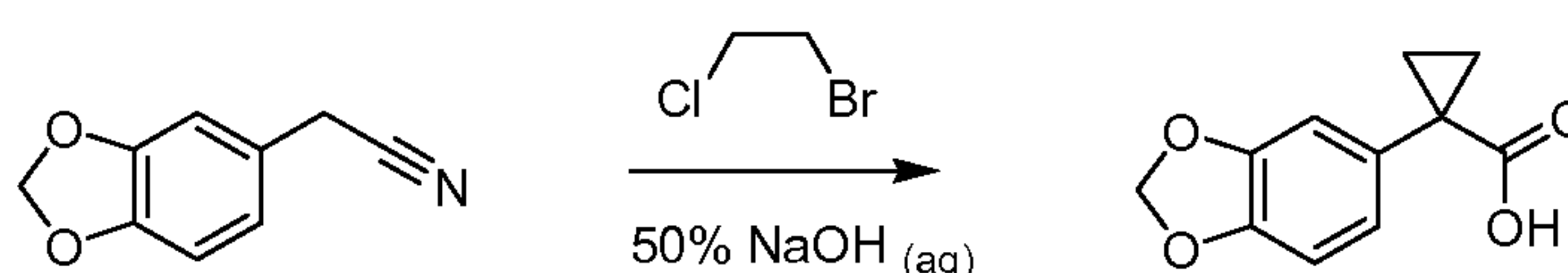
### EXAMPLES

**[00269]** The following Table 2 contains a list of carboxylic acid building blocks that were commercially available, or prepared by one of the methods described below.

**[00270]** Table 2: Carboxylic acid building blocks.

Compound	Name
A-1	1-(2,2-difluorobenzo[d][1,3]dioxol-5-yl)cyclopropanecarboxylic acid
A-2	1-(3-methoxyphenyl)cyclopropanecarboxylic acid [CAS: 74205-29-1]
A-3	1-(benzo[d][1,3]dioxol-5-yl)cyclopropanecarboxylic acid
A-4	1-(4-methoxyphenyl)cyclopropanecarboxylic acid [CAS: 16728-01-1]

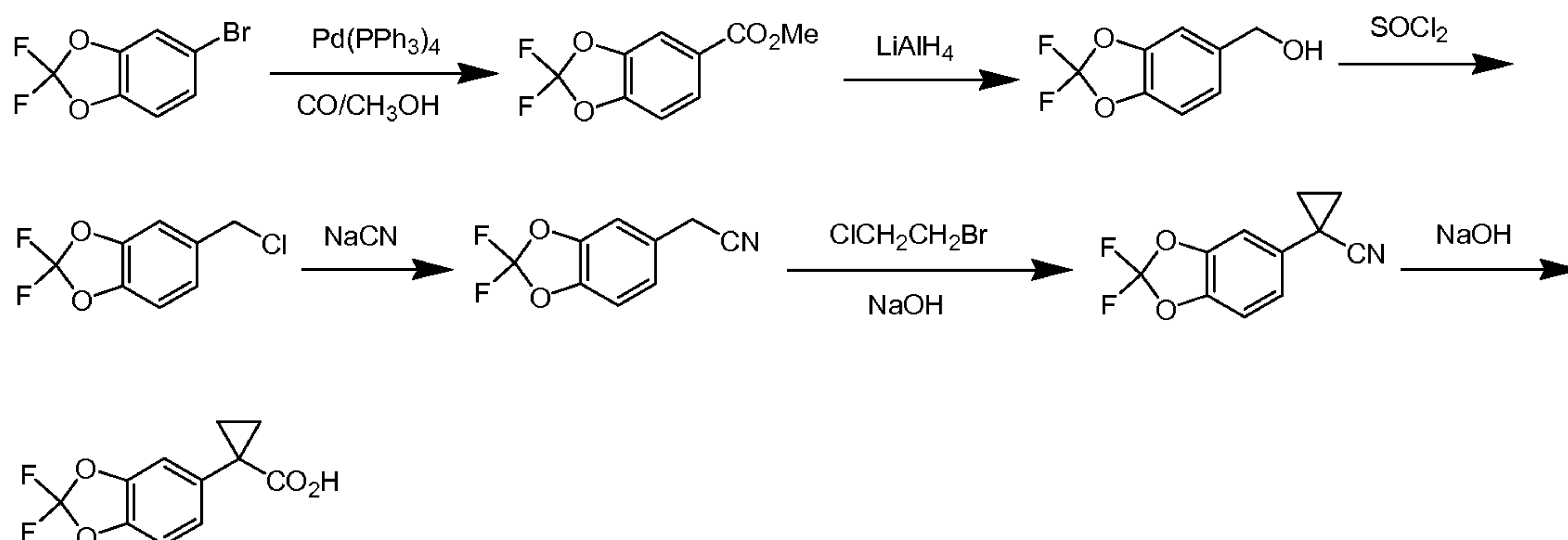
1. Preparation of A-3: 1-Benzo[1,3]dioxol-5-yl-cyclopropanecarboxylic acid



**[0001]** A mixture of benzo[1,3]dioxole-5-acetonitrile (5.10 g, 31.7 mmol), 1-bromo-2-chloroethane (9.00 mL, 109 mmol), and benzyltriethylammonium chloride (0.181 g, 0.795 mmol) was heated at 70 °C and then 50% (wt./wt.) aqueous sodium hydroxide (26 mL) was slowly added to the mixture. The reaction was stirred at 70 °C for 18 hours and then heated at 130 °C for 24 hours. The dark brown reaction mixture was diluted with water (400 mL) and extracted once with an equal volume of ethyl acetate and once with an equal volume of dichloromethane. The basic aqueous solution was acidified with concentrated hydrochloric acid to pH less than one and the precipitate filtered and washed with 1 M hydrochloric acid. The solid material was dissolved in dichloromethane (400 mL) and extracted twice with equal volumes of 1 M hydrochloric acid and once with a saturated aqueous solution of sodium chloride. The organic solution was dried over sodium sulfate and evaporated to dryness to give a white to slightly off-white solid (5.23 g, 80%) ESI-MS  $m/z$  calc. 206.1, found 207.1 (M+1)<sup>+</sup>. Retention time of 2.37 minutes. <sup>1</sup>H NMR (400 MHz, DMSO-d<sub>6</sub>) δ 1.07-1.11 (m, 2H), 1.38-1.42 (m, 2H), 5.98 (s, 2H), 6.79 (m, 2H), 6.88 (m, 1H), 12.26 (s, 1H).



2. *Preparation of A-1: 1-(2,2-Difluoro-benzo[1,3]dioxol-5-yl)-cyclopropanecarboxylic acid*



*Step a: 2,2-Difluoro-benzo[1,3]dioxole-5-carboxylic acid methyl ester*

[0002] A solution of 5-bromo-2,2-difluoro-benzo[1,3]dioxole (11.8 g, 50.0 mmol) and tetrakis(triphenylphosphine)palladium (0) [Pd(PPh<sub>3</sub>)<sub>4</sub>, 5.78 g, 5.00 mmol] in methanol (20 mL) containing acetonitrile (30 mL) and triethylamine (10 mL) was stirred under a carbon monoxide atmosphere (55 PSI) at 75 °C (oil bath temperature) for 15 hours. The cooled reaction mixture was filtered and the filtrate was evaporated to dryness. The residue was purified by silica gel column chromatography to give crude 2,2-difluoro-benzo [1,3] dioxole-5-carboxylic acid methyl ester (11.5 g), which was used directly in the next step.

*Step b: (2,2-Difluoro-benzo[1,3]dioxol-5-yl)-methanol*

[0003] Crude 2,2-difluoro-benzo[1,3]dioxole-5-carboxylic acid methyl ester (11.5 g) dissolved in 20 mL of anhydrous tetrahydrofuran (THF) was slowly added to a suspension of lithium aluminum hydride (4.10 g, 106 mmol) in anhydrous THF (100 mL) at 0 °C. The mixture was then warmed to room temperature. After being stirred at room temperature for 1 hour, the reaction mixture was cooled to 0 °C and treated with water (4.1 g), followed by sodium hydroxide (10% aqueous solution, 4.1 mL). The resulting slurry was filtered and washed with THF. The combined filtrate was evaporated to dryness and the residue was purified by silica gel column chromatography to give (2,2-difluoro-benzo[1,3]dioxol-5-yl)-methanol (7.2 g, 38 mmol, 76 % over two steps) as a colorless oil.

*Step c: 5-Chloromethyl-2,2-difluoro-benzo[1,3]dioxole*

[0004] Thionyl chloride (45 g, 38 mmol) was slowly added to a solution of (2,2-difluoro-benzo[1,3]dioxol-5-yl)-methanol (7.2 g, 38 mmol) in dichloromethane (200 mL) at 0 °C. The resulting mixture was stirred overnight at room temperature and then evaporated to dryness. The residue was partitioned between an aqueous solution of saturated sodium bicarbonate (100

mL) and dichloromethane (100 mL). The separated aqueous layer was extracted with dichloromethane (150 mL). The organic layer was dried over sodium sulfate, filtered, and evaporated to dryness to give crude 5-chloromethyl-2,2-difluoro-benzo[1,3]dioxole (4.4 g) which was used directly in the next step.

*Step d: (2,2-Difluoro-benzo[1,3]dioxol-5-yl)-acetonitrile*

[0005] A mixture of crude 5-chloromethyl-2,2-difluoro-benzo[1,3]dioxole (4.4 g) and sodium cyanide (1.36 g, 27.8 mmol) in dimethylsulfoxide (50 mL) was stirred at room temperature overnight. The reaction mixture was poured into ice and extracted with ethyl acetate (300 mL). The organic layer was dried over sodium sulfate and evaporated to dryness to give crude (2,2-difluoro-benzo[1,3]dioxol-5-yl)-acetonitrile (3.3 g) which was used directly in the next step.

*Step e: 1-(2,2-Difluoro-benzo[1,3]dioxol-5-yl)-cyclopropanecarbonitrile*

[0006] Sodium hydroxide (50% aqueous solution, 10 mL) was slowly added to a mixture of crude (2,2-difluoro-benzo[1,3]dioxol-5-yl)-acetonitrile, benzyltriethylammonium chloride (3.00 g, 15.3 mmol), and 1-bromo-2-chloroethane (4.9 g, 38 mmol) at 70 °C.

[00271] The mixture was stirred overnight at 70 °C before the reaction mixture was diluted with water (30 mL) and extracted with ethyl acetate. The combined organic layers were dried over sodium sulfate and evaporated to dryness to give crude 1-(2,2-difluoro-benzo[1,3]dioxol-5-yl)-cyclopropanecarbonitrile, which was used directly in the next step.

*Step f: 1-(2,2-Difluoro-benzo[1,3]dioxol-5-yl)-cyclopropanecarboxylic acid*

[0007] 1-(2,2-Difluoro-benzo[1,3]dioxol-5-yl)-cyclopropanecarbonitrile (crude from the last step) was refluxed in 10% aqueous sodium hydroxide (50 mL) for 2.5 hours. The cooled reaction mixture was washed with ether (100 mL) and the aqueous phase was acidified to pH 2 with 2M hydrochloric acid. The precipitated solid was filtered to give 1-(2,2-difluoro-benzo[1,3]dioxol-5-yl)-cyclopropanecarboxylic acid as a white solid (0.15 g, 1.6% over four steps). ESI-MS  $m/z$  calc. 242.04, found 241.58 (M+1)<sup>+</sup>; <sup>1</sup>H NMR (CDCl<sub>3</sub>) δ 7.14-7.04 (m, 2H), 6.98-6.96 (m, 1H), 1.74-1.64 (m, 2H), 1.26-1.08 (m, 2H).

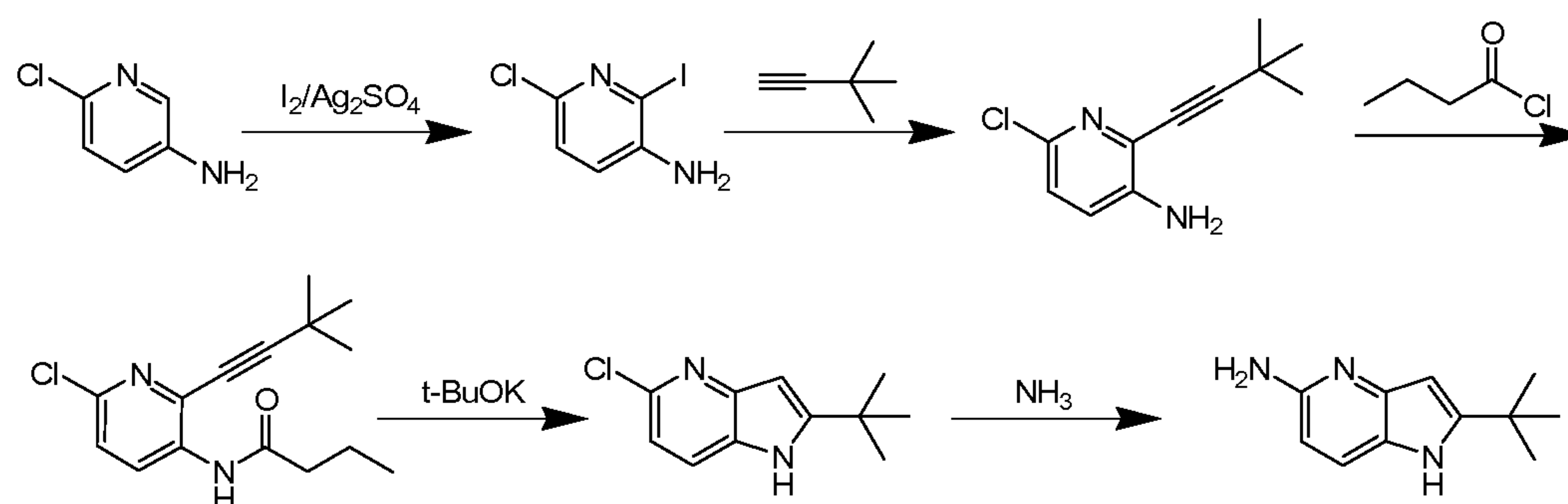
[0008] The following Table 3 contains a list of amine building blocks that were commercially available, or prepared by one of the methods described below.

[00272] Table 3: Amine building blocks.

Compound	Name
----------	------

B-1	2- <i>tert</i> -butyl-1H-pyrrolo[2,3- <i>b</i> ]pyridin-5-amine
B-2	2- <i>tert</i> -butyl-1H-pyrrolo[3,2- <i>b</i> ]pyridin-5-amine
B-3	2- <i>tert</i> -butyl-1H-pyrrolo[2,3- <i>c</i> ]pyridin-5-amine
B-4	1H-pyrrolo[2,3- <i>b</i> ]pyridin-6-amine [CAS: 145901-11-7]
B-5	2-ethyl-1H-pyrrolo[2,3- <i>c</i> ]pyridin-5-amine
B-6	2-(1-methylcyclopropyl)-1H-pyrrolo[2,3- <i>c</i> ]pyridin-5-amine
B-7	2-cyclobutyl-1H-pyrrolo[2,3- <i>c</i> ]pyridin-5-amine
B-8	2-(5-amino-2- <i>tert</i> -butyl-1H-pyrrolo[2,3- <i>c</i> ]pyridin-1-yl)ethanol

3. Preparation of B-2: 2-*tert*-Butyl-1H-pyrrolo[3,2-*b*]pyridin-5-amine



Step a: 6-Chloro-2-iodo-pyridin-3-ylamine

[0009] To a solution of 6-chloro-pyridin-3-ylamine (10.0 g, 77.8 mmol) in EtOH (150 mL) was added  $\text{Ag}_2\text{SO}_4$  (12.1 g, 38.9 mmol) and  $\text{I}_2$  (23.7 g, 93.4 mmol) at room temperature. The mixture was stirred at 20 °C overnight. The solvent was removed by evaporation under *vacuum*. Water (100 mL) and EtOAc (200 mL) were added to the residue. The organic layer was separated and the aqueous layer was extracted with EtOAc (100 mL  $\times$  3). The combined organic layers were dried over anhydrous  $\text{Na}_2\text{SO}_4$  and evaporated under *vacuum* to give the crude product, which was purified by column chromatography on silica gel (Petroleum ether/Ethyl acetate 7:1) to give 6-chloro-2-iodo-pyridin-3-ylamine (17.1 g, 86%).  $^1\text{H}$  NMR (DMSO, 300 MHz)  $\delta$  7.16 (d,  $J = 8.4$  Hz, 1 H), 7.01 (d,  $J = 8.4$  Hz, 1 H), 5.57 (s, 2 H).

Step b: 6-Chloro-2-(3,3-dimethyl-but-1-ynyl)-pyridin-3-ylamine

[0010] To a solution of 6-chloro-2-iodo-pyridin-3-ylamine (16.0 g, 62.7 mmol) in toluene (160 mL) and water (80 mL) were added Et<sub>3</sub>N (12.7 g, 125 mmol), Pd(PPh<sub>3</sub>)<sub>2</sub>Cl<sub>2</sub> (2.2 g, 3.1 mmol), CuI (238 mg, 1.3 mmol) and 3,3-dimethyl-but-1-yne (7.7 g, 94 mmol) successively under N<sub>2</sub> atmosphere. The reaction mixture was heated at 70 °C for 3 hours and was allowed to cool to room temperature. The resulting mixture was extracted with ethyl acetate (150 mL × 3). The combined organic extracts were dried over anhydrous Na<sub>2</sub>SO<sub>4</sub> and evaporated under vacuum to give 6-chloro-2-(3,3-dimethyl-but-1-ynyl)-pyridin-3-ylamine (11.5 g, 88%), which was used in the next step without further purification.

Step c: N-[6-Chloro-2-(3,3-dimethyl-but-1-ynyl)-pyridin-3-yl]-butyramide

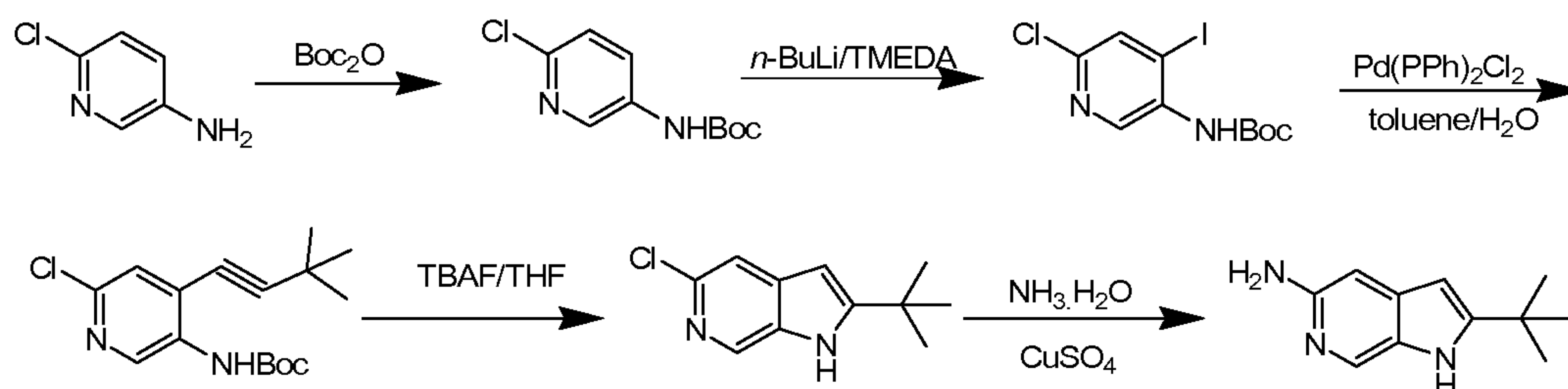
[0011] To a solution of 6-chloro-2-(3,3-dimethyl-but-1-ynyl)-pyridin-3-ylamine (11.5 g, 55.2 mmol) and pyridine (13.1 g, 166 mmol) in CH<sub>2</sub>Cl<sub>2</sub> (150 mL) was added butyryl chloride (6.5 g, 61 mmol) dropwise at 0 °C. The mixture was allowed to warm to room temperature and was stirred at this temperature overnight. Water (50 mL) was added dropwise at -0 °C. The resulting mixture was extracted with ethyl acetate (100 mL × 3). The combined organic layers were dried over anhydrous Na<sub>2</sub>SO<sub>4</sub> and evaporated under *vacuum* to give the crude N-[6-chloro-2-(3,3-dimethyl-but-1-ynyl)-pyridin-3-yl]-butyramide (16 g), which was used in the next step without further purification. <sup>1</sup>H NMR (CDCl<sub>3</sub>, 300 MHz) δ 8.72 (d, *J* = 9.0 Hz, 1 H), 7.88 (brs, 1 H), 7.23 (d, *J* = 8.4 Hz, 1 H), 2.40 (d, *J* = 7.2 Hz, 2 H), 1.83-1.75 (m, 2 H), 1.40 (s, 9 H), 1.04 (d, *J* = 7.2 Hz, 3 H).

Step d: 2-tert-Butyl-5-chloro-1H-pyrrolo[3,2-b]pyridine

[0012] To a solution of crude N-[6-chloro-2-(3,3-dimethyl-but-1-ynyl)-pyridin-3-yl]-butyramide (16 g) in DMF (150 mL) was added *t*-BuOK (12.4 g, 110 mmol) at room temperature. The mixture was heated at 70 °C for 1 hour. The solvent was removed by evaporation under *vacuum*. Water (100 mL) and ethyl acetate (200 mL) were added. The organic layer was separated and the aqueous layer was extracted with ethyl acetate (100 mL × 3). The combined organic layers were dried over anhydrous Na<sub>2</sub>SO<sub>4</sub> and evaporated under *vacuum* to give the crude product, which was purified by column chromatography on silica gel (petroleum ether/ ethyl acetate 10:1) to give 2-*tert*-butyl-5-chloro-1H-pyrrolo[3,2-b]pyridine (10.8 g, two steps: 94%). <sup>1</sup>H NMR (CDCl<sub>3</sub>, 400 MHz) δ 8.52 (brs, 1 H), 7.28 (d, *J* = 8.4 Hz, 1 H), 7.02 (d, *J* = 8.4 Hz, 1 H), 6.37 (d, *J* = 2.0 Hz, 1 H), 1.40 (s, 9 H).

Step e: 2-tert-Butyl-1H-pyrrolo[3,2-b]pyridin-5-amine

[0013] In a 500 mL autoclave, a solution of 2-tert-butyl-5-chloro-1H-pyrrolo[3,2-b]pyridine (5.0 g, 24 mmol) and CuSO<sub>4</sub>·5H<sub>2</sub>O (0.5 g, 2.0 mmol) in aqueous ammonia (200 mL) and CH<sub>3</sub>OH (100 mL) was heated at 180 °C (at this temperature, the pressure in the autoclave was about 2MPa) and stirred for 10 hours. The mixture was allowed to cool down to room temperature. The solvent was removed by evaporation under *vacuum*. The resulting mixture was extracted with ethyl acetate (100 mL × 3). The combined organic layers were dried over anhydrous Na<sub>2</sub>SO<sub>4</sub> and evaporated under *vacuum* to give the crude product, which was purified by the preparative HPLC to give 2-tert-butyl-1H-pyrrolo[3,2-b]pyridin-5-amine (1.15 g, 26%). <sup>1</sup>H NMR (CDCl<sub>3</sub>, 300 MHz) δ 10.63 (brs, 1 H), 7.35 (d, *J* = 8.7 Hz, 1 H), 6.23 (d, *J* = 8.7 Hz, 1 H), 5.86 (d, *J* = 1.5 Hz, 1 H), 5.40 (brs, 2 H), 1.29 (s, 9 H); MS (ESI;) *m/e* (M+H<sup>+</sup>): 190.2.

4. Preparation of B-3: 2-tert-Butyl-1H-pyrrolo[2,3-c]pyridin-5-amineStep a: (6-Chloro-pyridin-3-yl)-carbamic acid tert-butyl ester

[0014] To a mixture of 6-chloropyridin-3-amine (30.0 g, 0.23 mol), DMAP (1 g) and Et<sub>3</sub>N (41.7 g, 0.47 mol) in CH<sub>2</sub>Cl<sub>2</sub> (200 mL) was added Boc<sub>2</sub>O (54.5 g, 0.25 mol) at 0 °C. The mixture was allowed to warm to room temperature and stirred overnight. The mixture was washed with saturated NaHCO<sub>3</sub> solution. The aqueous solution was extracted with dichloromethane. The combined organics were washed with brine (100 mL), dried over Na<sub>2</sub>SO<sub>4</sub> and evaporated under *vacuum* to give tert-butyl 6-chloropyridin-3-ylcarbamate (50.0 g, 94%), which was used directly in the next reaction. <sup>1</sup>H NMR (300 MHz, CDCl<sub>3</sub>) δ 8.23 (d, *J* = 2.7 Hz, 1 H), 7.97 (d, *J* = 6.9 Hz, 1 H), 7.27-7.24 (m, 1 H), 6.58 (s, 1 H), 1.52 (s, 9 H).

Step b: (6-Chloro-4-iodo-pyridin-3-yl)-carbamic acid tert-butyl ester

[0015] To a solution of TMEDA (1.45 g, 12.5 mmol) in dry Et<sub>2</sub>O (30 mL) was added dropwise *n*-BuLi (5.0 mL, 12.5 mmol) at -78 °C. The mixture was stirred for 0.5 h at -78 °C. A solution of (6-chloro-pyridin-3-yl)-carbamic acid tert-butyl ester (1.14 g, 5.0 mmol) in dry Et<sub>2</sub>O (10 mL) was added dropwise to the reaction mixture at -78 °C and the resultant mixture was

continued to stir for 1 h at  $-78\text{ }^{\circ}\text{C}$ . A solution of  $\text{I}_2$  (1.52 g, 6.0 mmol) in dry  $\text{Et}_2\text{O}$  (10 mL) was added dropwise at  $-78\text{ }^{\circ}\text{C}$ . The mixture was continued to stir for 1 h at this temperature. The reaction was quenched with saturated aqueous  $\text{NH}_4\text{Cl}$ . The organic layer was separated and the aqueous phase was extracted with ethyl acetate (50 mL  $\times$  3). The combined organic layers were dried over anhydrous  $\text{Na}_2\text{SO}_4$  and evaporated under reduced pressure to give a residue, which was purified by column (petroleum ether/ ethyl acetate = 10/1) to obtain (6-chloro-4-iodo-pyridin-3-yl)-carbamic acid *tert*-butyl ester (1.75 g, 30%).  $^1\text{H}$  NMR (400 MHz,  $\text{CDCl}_3$ )  $\delta$  8.95 (br s, 1 H), 7.73 (s, 1 H), 6.64 (br s, 1 H), 1.54 (s, 1 H).

*Step c: [6-Chloro-4-(3,3-dimethyl-but-1-ynyl)-pyridin-3-yl]-carbamic acid tert-butyl ester*

[0016] To a deoxygenated solution of (6-chloro-4-iodo-pyridin-3-yl)-carbamic acid *tert*-butyl ester (23.3 g, 65.6 mmol), 3,3-dimethyl-but-1-yne (53.8 g, 0.656 mol),  $\text{CuI}$  (623 mg, 3.3 mmol) and triethylamine (13.3 g, 0.13 mol) in toluene (150 mL) and water (50 mL) was added  $\text{Pd}(\text{PPh}_3)_2\text{Cl}_2$  (2.30 g, 3.28 mmol) under  $\text{N}_2$ . The mixture was heated at  $70\text{ }^{\circ}\text{C}$  and stirred for 24 hours. The solid was filtered off and washed with ethyl acetate (200 mL  $\times$  3). The filtrate was evaporated under reduced pressure to obtain a residue, which was purified by column (petroleum ether/ ethyl acetate = 10/1) to give [6-chloro-4-(3,3-dimethyl-but-1-ynyl)-pyridin-3-yl]-carbamic acid *tert*-butyl ester (15.8 g, 78%).  $^1\text{H}$  NMR (300 MHz,  $\text{CDCl}_3$ )  $\delta$  9.10 (br s, 1 H), 7.21 (s, 1 H), 6.98 (br s, 1 H), 1.53 (s, 9 H), 1.36 (s, 9 H).

*Step d: 2-tert-Butyl-5-chloro-1H-pyrrolo[2,3-c]pyridine*

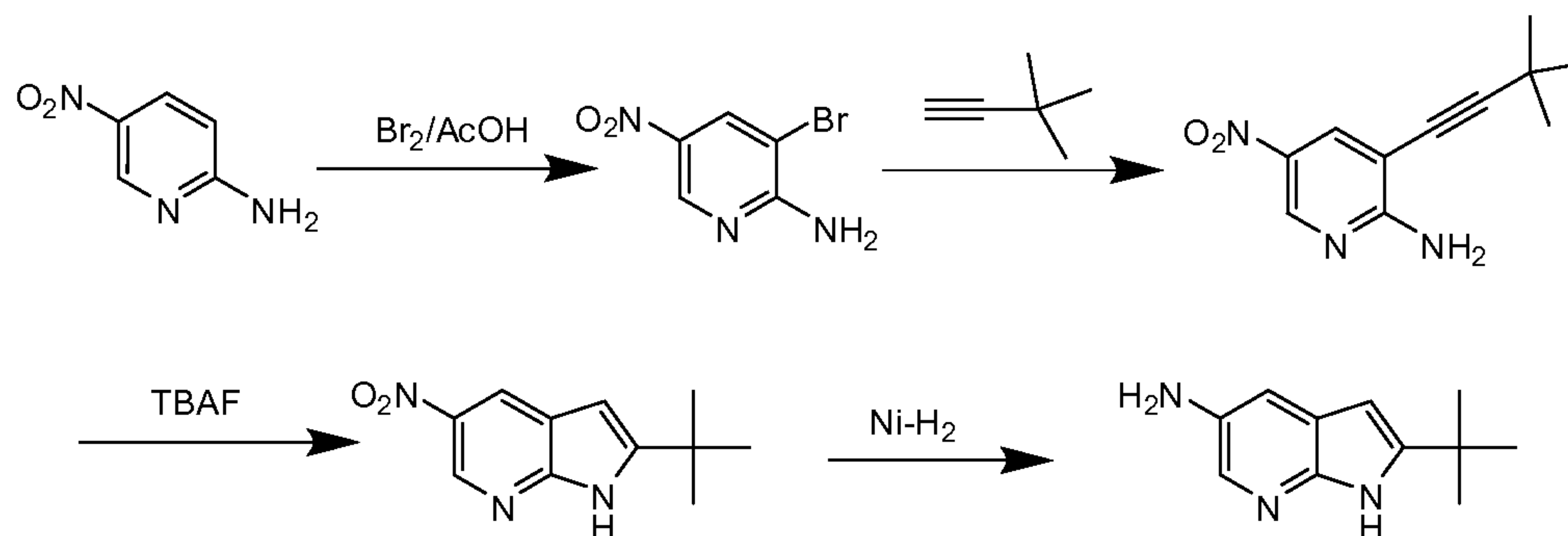
[0017] A mixture of [6-chloro-4-(3,3-dimethyl-but-1-ynyl)-pyridin-3-yl]-carbamic acid *tert*-butyl ester (15.8 g, 51 mmol) and TBAF (26.6 g, 0.1 mol) in THF (200 mL) was heated at reflux for 24 hours. After cooling, the mixture was poured into ice water and extracted with  $\text{CH}_2\text{Cl}_2$  (300 mL  $\times$  3). The combined organic layers were dried over anhydrous  $\text{Na}_2\text{SO}_4$  and evaporated under reduced pressure to obtain a residue, which was purified by column chromatography (petroleum ether/ ethyl acetate = 10/1) to give 2-*tert*-butyl-5-chloro-1H-pyrrolo[2,3-c]pyridine (9.2 g, 87%).  $^1\text{H}$  NMR (300 MHz,  $\text{CDCl}_3$ )  $\delta$  9.15 (br s, 1 H), 8.43 (s, 1 H), 7.44 (s, 1 H), 6.25 (dd,  $J = 0.6, 2.1$  Hz, 1H), 1.42 (s, 9 H).

*Step e: 2-tert-Butyl-1H-pyrrolo[2,3-c]pyridin-5-amine*

[0018] To a solution of 2-*tert*-butyl-5-chloro-1H-pyrrolo[2,3-c]pyridine (5.0 g, 24 mmol) in  $\text{NH}_3\cdot\text{H}_2\text{O}$  (400 mL) was added  $\text{CuSO}_4\cdot 5\text{H}_2\text{O}$  (595 mg, 2.39 mmol). The mixture was heated at  $200\text{ }^{\circ}\text{C}$  (3 MPa pressure) for 24 h. After cooling, the mixture was extracted with  $\text{CH}_2\text{Cl}_2$  (150

mL  $\times$  3). The combined organic layers were dried over anhydrous  $\text{Na}_2\text{SO}_4$  and evaporated under reduced pressure to give a residue, which was purified by column (petroleum ether/ ethyl acetate = 10/1) to obtain 2-*tert*-butyl-1H-pyrrolo[2,3-*c*]pyridin-5-amine (1.2 g, 27%).  $^1\text{H}$  NMR (400 MHz, DMSO)  $\delta$  10.66 (br s, 1 H), 8.02 (s, 1 H), 6.39 (s, 1 H), 5.86 (d,  $J$  = 1.2 Hz, 1 H), 4.85 (br s, 2 H), 1.29 (s, 9 H).

5. Preparation of B-1: 2-*tert*-Butyl-1H-pyrrolo[2,3-*b*]pyridin-5-amine



Step a: 3-Bromo-5-nitropyridin-2-amine

[0019] To a solution of 5-nitro-pyridin-2-ylamine (30 g, 0.22 mol) in acetic acid (200 mL) at 10 °C was added  $\text{Br}_2$  (38 g, 0.24 mol) dropwise. After addition, the mixture was stirred at 20 °C for 30 min. The solid was filtered and then dissolved in ethyl acetate (200 mL). The mixture was basified to pH 8-9 with saturated aqueous  $\text{NaHCO}_3$ . The organic layer was separated, and the aqueous layer was extracted with ethyl acetate (100 mL  $\times$  3). The combined organic layers were washed with water, brine, dried over  $\text{Na}_2\text{SO}_4$  and concentrated under *vacuum* to afford 3-bromo-5-nitropyridin-2-amine (14.8 g, 32%).  $^1\text{H}$ -NMR ( $\text{CDCl}_3$ , 400 MHz)  $\delta$  8.94 (d,  $J$  = 2.4 Hz, 1 H), 8.50 (d,  $J$  = 2.4 Hz, 1 H), 5.67 (brs, 2 H).

Step b: 3-(3,3-Dimethylbut-1-ynyl)-5-nitropyridin-2-amine

[0020] To a solution of 3-bromo-5-nitropyridin-2-amine (1.0 g, 4.6 mmol) in toluene/water (5 mL/2.5 mL), was added  $\text{Et}_3\text{N}$  (1.2 mL, 9.2 mmol),  $\text{Pd}(\text{PPh}_3)_2\text{Cl}_2$  (0.3 g, 0.46 mmol),  $\text{CuI}$  (35 mg, 0.18 mmol) and 3,3-dimethyl-but-1-yne (0.75 g, 9.2 mmol) successively under  $\text{N}_2$  protection. The mixture was heated at 70 °C for 2.5 h. The solid was filtered and the organic layer was separated. The aqueous layer was exacted with ethyl acetate (10 mL  $\times$  3). The combined organic layers were washed with brine, dried over  $\text{Na}_2\text{SO}_4$  and concentrated under *vacuum* to afford 3-(3,3-dimethylbut-1-ynyl)-5-nitropyridin-2-amine (0.9 g, 90%).  $^1\text{H}$ -NMR ( $\text{CDCl}_3$ , 400 MHz)  $\delta$  8.87 (d,  $J$  = 3.2 Hz, 1 H), 8.25 (d,  $J$  = 3.2 Hz, 1 H), 5.80 (brs, 2 H), 1.36 (s, 9 H).

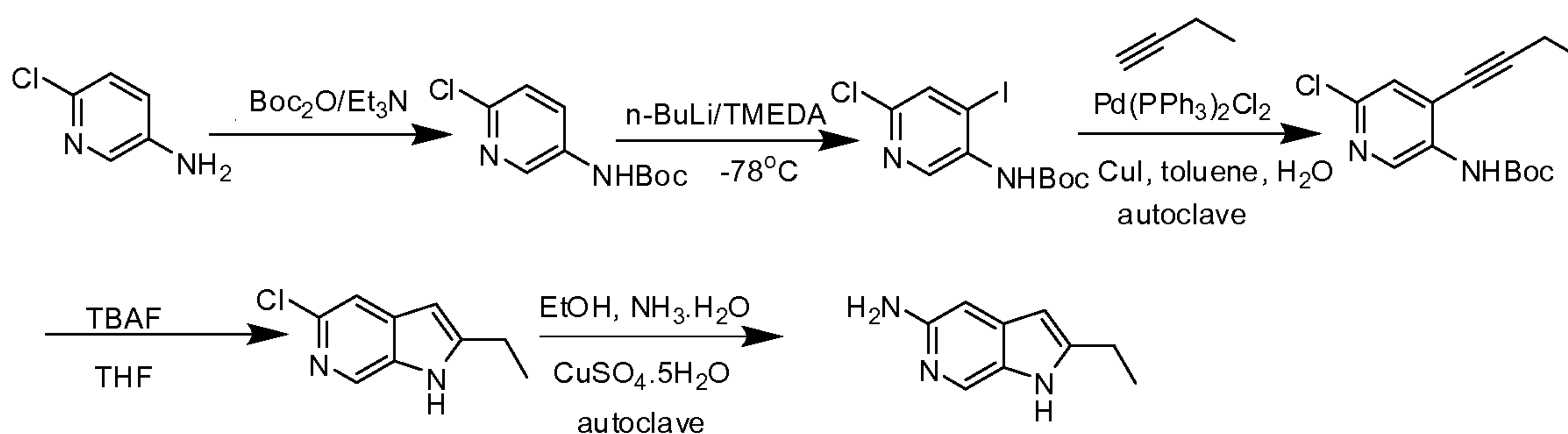
*Step c: 2-tert-Butyl-5-nitro-1H-pyrrolo[2,3-b]pyridine*

[0021] A solution of 3-(3,3-dimethylbut-1-ynyl)-5-nitropyridin-2-amine (0.4 g, 1.8 mmol) and TBAF (1.9 g, 7.3 mmol) in THF (10 mL) was heated at reflux overnight. The reaction mixture was concentrated to dryness under *vacuum*, and the residue was dissolved in ethyl acetate (20 mL). The organic layer was washed with water, brine, dried over Na<sub>2</sub>SO<sub>4</sub> and concentrated under *vacuum* to afford 2-*tert*-butyl-5-nitro-1H-pyrrolo[2,3-b]pyridine (0.25 g, 63%). <sup>1</sup>H-NMR (CDCl<sub>3</sub>, 400 MHz) δ 11.15 (brs, 1 H), 9.20 (s, *J* = 2.0 Hz, 1 H), 8.70 (d, *J* = 2.0 Hz, 1 H), 6.43 (d, *J* = 1.6 Hz, 1 H), 1.51 (s, 9 H).

*Step d: 2-tert-Butyl-1H-pyrrolo[2,3-b]pyridin-5-amine*

[0022] To a solution of 2-*tert*-butyl-5-nitro-1H-pyrrolo[2,3-b]pyridine (2.3 g, 0.01 mol) in MeOH (50 mL) was added Raney Ni (0.23 g, 10%) under N<sub>2</sub> protection. The mixture was stirred under hydrogen atmosphere (1 atm) at 30 °C for 1 h. The catalyst was filtered off and the filtrate was concentrated to dryness under *vacuum*. The residue was purified by column chromatography on silica gel (petroleum ether/ ethyl acetate 1:2) to give 2-*tert*-butyl-1H-pyrrolo[2,3-b]pyridin-5-amine (1.4 g, 70%). <sup>1</sup>H-NMR (MeOD, 400 MHz) δ 7.71 (s, 1 H), 7.27 (s, 1 H), 5.99 (s, 1 H), 1.37(s, 9 H). MS (ESI) *m/e* (M+H<sup>+</sup>) 190.1.

## 6. Preparation of B-5: 2-Ethyl-1H-pyrrolo[2,3-b]pyridin-5-amine

*Step a: (6-chloro-pyridin-3-yl)-carbamic acid tert-butyl ester*

[0023] To a mixture of 6-chloro-pyridin-3-amine (30.0 g, 230 mmol), DMAP (1.0 g) and Et<sub>3</sub>N (41.7 g, 470 mmol) in CH<sub>2</sub>Cl<sub>2</sub> (200 mL) was added Boc<sub>2</sub>O (54.5 g, 250 mmol) at 0°C. The reaction mixture was allowed to warm to the room temperature and stirred overnight. The resulting mixture was washed with saturated NaHCO<sub>3</sub> solution and brine (100 mL). The organic layer was dried over anhydrous Na<sub>2</sub>SO<sub>4</sub> and evaporated under vacuum. The residue was purified by column chromatography on silica gel (petroleum ether/ethyl acetate 10/1) to give *tert*-butyl 6-chloropyridin-3-yl-carbamate (40.0 g, 76%). <sup>1</sup>H-NMR (CDCl<sub>3</sub>, 400 MHz) δ



8.23(d,  $J = 2.8$  Hz, 1 H), 7.96 (d,  $J = 5.6$  Hz, 1 H), 7.25(d,  $J = 5.6$  Hz, 1H), 6.58 (brs, 1 H), 1.52(s, 9H).

Step b: (6-chloro-4-iodo-pyridin-3-yl)-carbamic acid tert-butyl ester

[0024] To a solution of TMEDA (25.4 g, 219.3 mmol) in dry THF (300 mL) was added dropwise n-BuLi (87.7 mL, 219.3mmol) at  $-78^{\circ}\text{C}$ , the mixture was stirred for 0.5 h at this temperature. A solution of (6-chloro-pyridin-3-yl)-carbamic acid *tert*-butyl ester (20 g, 87.7 mmol) in THF (170 mL) was added dropwise to the reaction mixture at  $-78^{\circ}\text{C}$  and the resulting mixture was continued to stir for 1 h at  $-78^{\circ}\text{C}$ . Then a solution of  $\text{I}_2$  (26.7 g, 105.3 mmol) in dry THF (170 mL) was added dropwise at  $-78^{\circ}\text{C}$ . After 1 h, the reaction was quenched with sat. aqueous  $\text{NH}_4\text{Cl}$  (300 mL). The organic layer was separated and the aqueous phase was extracted with ethyl acetate (150 mL  $\times$  3). The combined organic layers were dried over anhydrous  $\text{Na}_2\text{SO}_4$  and concentrated under the reduced pressure. The residue was purified by column chromatography on silica gel (Petroleum ether/Ethyl acetate, 10/1) to give (6-chloro-4-iodo-pyridin-3-yl)-carbamic acid *tert*-butyl ester (7 g, 22.7%).  $^1\text{H-NMR}$  ( $\text{CDCl}_3$ , 300 MHz)  $\delta$  8.95 (s, 1 H), 7.73 (s, 1 H), 6.64 (brs, 1 H), 1.54 (s, 9H).

Step c: tert-Butyl 4-(but-1-ynyl)-6-chloropyridin-3-ylcarbamate

[0025] To a deoxygenated solution of (6-chloro-4-iodo-pyridin-3-yl)-carbamic acid *tert*-butyl ester (6.0 g, 16.9 mmol), 1-butyne (9 g, 169 mmol), CuI (160.1 mg, 0.84mmol) and triethylamine (3.4 g, 33.2 mmol) in toluene (40 mL) and water (14 mL) was added  $\text{Pd}(\text{PPh}_3)_2\text{Cl}_2$  (592 mg, 0.84 mmol) under  $\text{N}_2$  in a autoclave. The mixture was heated to  $70^{\circ}\text{C}$  and stirred for 24 h. The solid was filtered off and washed with ethyl acetate (60 mL  $\times$  3). The filtrate was evaporated under reduced pressure and the residue was purified by column chromatography on silica gel (petroleum ether/ethyl acetate, 10/1) to give *tert*-butyl 4-(but-1-ynyl)-6-chloropyridin-3-ylcarbamate (3.5 g, 74%).  $^1\text{H-NMR}$  ( $\text{CDCl}_3$ , 300 MHz)  $\delta$  9.13 (s, 1 H), 7.22 (s, 1 H), 6.98 (s, 1 H), 2.53(q,  $J = 7.5$  Hz, 2H), 1.54(s, 9H), 1.29 (t,  $J = 7.5$  Hz, 3H).

Step d: 2-Ethyl-5-chloro-1H-pyrrolo[2, 3-c]pyridine

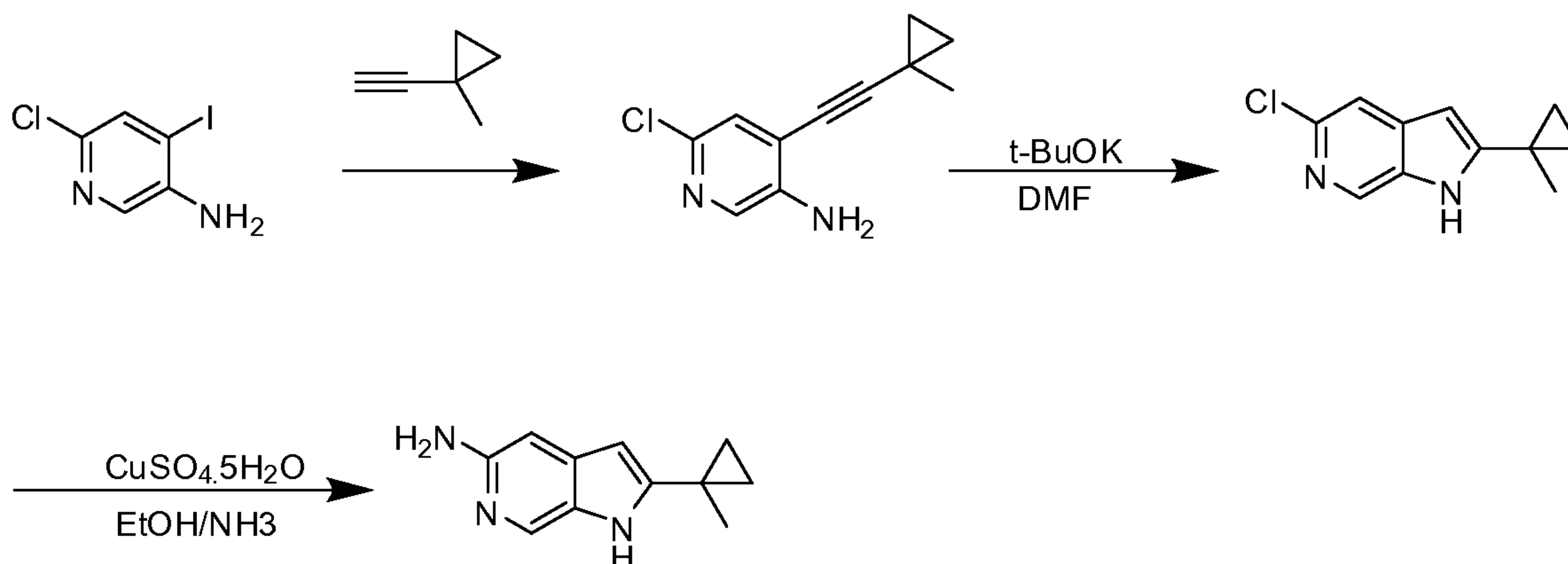
[0026] A mixture of *tert*-butyl 4-(but-1-ynyl)-6-chloropyridin-3-ylcarbamate (3.5 g, 12.5 mmol) and TBAF (6.65 g, 25 mmol) in THF (60 mL) was heated at reflux for 24 hours. After cooling, the mixture was poured into ice water and extracted with  $\text{CH}_2\text{Cl}_2$  (100 mL  $\times$  3). The combined organic layers was dried over anhydrous  $\text{Na}_2\text{SO}_4$  and evaporated under reduced pressure. The residue was purified by column chromatography on silica gel (petroleum ether/ethyl acetate, 10/1) to give 2-ethyl-5-chloro-1H-pyrrolo[2, 3-c]pyridine (2.0 g, 89%).  $^1\text{H-}$

NMR (CDCl<sub>3</sub>, 300 MHz)  $\delta$  8.96 (brs, H), 8.46 (s, 1 H), 7.44 (s, 1 H), 6.24 (s, 1H), 2.89 (q,  $J$  = 7.5 Hz, 2H), 1.37 (t,  $J$  = 7.5 Hz, 3H).

*Step e: 2-Ethyl-1H-pyrrolo[2,3 -c]pyridin-5-amine*

[0027] A suspension of 2-ethyl-5-chloro-1H-pyrrolo[2, 3-c]pyridine (1.3 g, 7.19 mmol) in EtOH (20 mL), CuSO<sub>4</sub>·5H<sub>2</sub>O (179 mg, 0.72 mmol) and NH<sub>3</sub>·H<sub>2</sub>O (60 ml) was added into an autoclave (100 mL). The reaction was stirred at 200 °C and 2 MPa for 10 h. The reaction was cooled to 25 °C and was quenched with water and extracted with ethyl acetate (100 mL × 3). The combined organic layers were dried over anhydrous Na<sub>2</sub>SO<sub>4</sub> and evaporated under reduced pressure. The residue was purified by column chromatography on silica gel (petroleum ether/ethyl acetate, 10/1) to give 2-ethyl-1H-pyrrolo[2,3 -c]pyridin-5-amine (190 mg, 16%).  
<sup>1</sup>H-NMR (CDCl<sub>3</sub>, 300 MHz)  $\delta$  10.71 (brs, H), 8.00 (s, 1 H), 6.39 (s, 1 H), 5.87 (s, 1H), 4.89 (br s, 2 H), 2.65 (q,  $J$  = 7.5 Hz, 2H), 1.22 (t,  $J$  = 7.5 Hz, 3H).

7. Preparation of B-6: 2-(1-methylcyclopropyl)-1H-pyrrolo[2,3-c]pyridin-5-amine



*Step a: 6-chloro-4-((1-methylcyclopropyl)ethynyl)pyridin-3-amine*

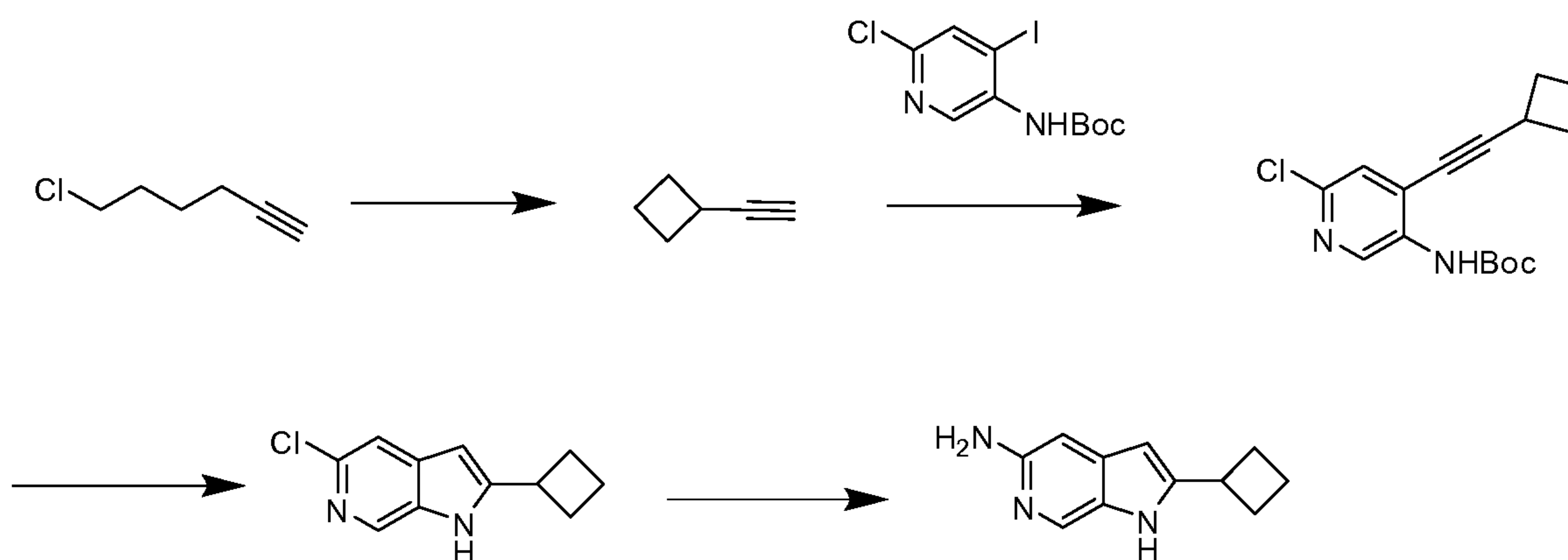
[0028] To a solution of 6-chloro-4-iodopyridin-3-amine (7.0 g, 28 mmol) in Et<sub>3</sub>N (100 mL) was added 1-ethynyl-1-methyl-cyclopropane (11.0 g, 137 mmol), CuI (0.53 g, 2.8 mmol) and Pd(PPh<sub>3</sub>)<sub>2</sub>Cl<sub>2</sub> (1.9 g, 2.8 mmol) under N<sub>2</sub> atmosphere. The mixture was refluxed overnight and quenched with H<sub>2</sub>O (100 mL). The organic layer was separated and the aqueous layer was extracted with ethyl acetate (100 mL × 3). The combined organic layers were washed with brine, dried over anhydrous Na<sub>2</sub>SO<sub>4</sub> and purified by chromatography on silica gel (3% EtOAc in Petroleum ether as eluant) to afford 6-chloro-4-((1-methylcyclopropyl)ethynyl)pyridin-3-amine (3.0 g, 53%).  
<sup>1</sup>H-NMR (CDCl<sub>3</sub>, 300 MHz)  $\delta$  7.84 (s, 1 H), 7.08 (s, 1 H), 4.11 (br s, 2 H), 1.37 (s, 3 H), 1.03 (t,  $J$  = 2.4, 2 H) 0.76 (t,  $J$  = 2.4, 2 H).

*Step b: 5-chloro-2-(1-methylcyclopropyl)-1H-pyrrolo[2,3-c]pyridine*

[0029] To a solution of 6-chloro-4-((1-methylcyclopropyl)ethynyl)pyridin-3-amine (3.0 g, 15 mmol) in DMF (50 mL) was added *t*-BuOK (3.3 g, 29 mmol) under N<sub>2</sub> atmosphere. The mixture was heated at 80 °C overnight and quenched with H<sub>2</sub>O (100 mL). The organic layer was separated and the aqueous layer was extracted with ethyl acetate (50 mL × 3). The combined organic layer was washed with brine, dried over anhydrous Na<sub>2</sub>SO<sub>4</sub> and purified by chromatography on silica gel (3% EtOAc in petroleum ether) to afford 5-chloro-2-(1-methylcyclopropyl)-1H-pyrrolo[2,3-c]pyridine (2.2 g, 73%). <sup>1</sup>H-NMR (CDCl<sub>3</sub>, 300 MHz) δ 9.79 (br s, 1 H), 8.37 (s, 1 H), 7.36 (s, 1 H), 6.16 (s, 1 H), 1.51 (s, 3 H), 1.09 (m, 2 H), 0.89 (m, 2 H).

*Step c: 2-(1-methylcyclopropyl)-1H-pyrrolo[2,3-c]pyridin-5-amine*

[0030] In a 100 mL autoclave, a solution of 5-chloro-2-(1-methylcyclopropyl)-1H-pyrrolo[2,3-c]pyridine (1.0 g, 4.9 mmol) and CuSO<sub>4</sub>·5H<sub>2</sub>O (100 mg, 0.4 mmol) in aqueous ammonia (60 mL) and EtOH (20 mL) was heated to 200 °C and stirred at this temperature for 8 hours. The mixture was allowed to cool down to room temperature. The alcohol was removed under *vacuum*. The resulting mixture was extracted with ethyl acetate (50 mL × 3). The combined organic layer was dried over anhydrous Na<sub>2</sub>SO<sub>4</sub> and purified by chromatography on silica gel (2% CH<sub>3</sub>OH in dichloromethane as eluant) to afford 2-(1-methylcyclopropyl)-1H-pyrrolo[2,3-c]pyridin-5-amine (250 mg, 27%). <sup>1</sup>H-NMR (DMSO, 300 MHz) δ 7.96 (s, 1 H), 6.37 (s, 1 H), 5.88 (d, *J* = 1.2, 1 H), 5.01 (br s, 2 H), 1.41 (s, 3 H), 0.98 (t, *J* = 2.1, 2 H), 0.80 (t, *J* = 2.1, 2 H).

8. *Preparation of B-7: 2-cyclobutyl-1H-pyrrolo[2,3-c]pyridin-5-amine**Step a: Preparation of ethynylcyclobutane*

[0031] *n*-BuLi was added to a solution of 6-chlorohex-1-yne (10.0 g, 86 mmol) in THF (100 mL) dropwise at -78 °C. After being stirred for 20 min at -78 °C, it was allowed to warm up to

40°C and was stirred for 3 days at that temperature. The reaction was quenched with saturated aqueous solution of NH<sub>4</sub>Cl and extracted with ether (3 × 50 mL). The combined extracts were washed with brine, dried and the ether was removed by distillation to afford a solution of ethynylcyclobutane in THF that was used in step b.

Step b: tert-Butyl 6-chloro-4-(cyclobutylethynyl)pyridin-3-ylcarbamate

[0032] To the solution of *tert*-butyl 6-chloro-4-iodopyridin-3-ylcarbamate (7.0 g, 19.8 mmol) in Et<sub>3</sub>N (100 mL) was added the solution of ethynylcyclobutane in THF (prepared in step a), Pd(PPh<sub>3</sub>)<sub>2</sub>Cl<sub>2</sub> (1.8 g, 2.1 mmol) and CuI (400 mg, 2.1 mmol). The reaction mixture was stirred at 25°C for 16h. The mixture was diluted with water and extracted with dichloromethane (3 × 100 mL). The extract was washed with brine, dried, concentrated *in vacuo* and purified by chromatography on silica gel (5–10% ethyl acetate in petroleum ether as eluant) to afford *tert*-butyl 6-chloro-4-(cyclobutylethynyl)pyridin-3-ylcarbamate (3.6 g, 60% yield). <sup>1</sup>H NMR (300 MHz, CDCl<sub>3</sub>) δ: 9.11 (br, s, 1 H), 7.22 (s, 1 H), 6.97 (s, 1 H), 3.39–3.25 (m, 1 H), 2.48–1.98 (m, 6 H), 1.52 (s, 9 H).

Step c: 5-chloro-2-cyclobutyl-1H-pyrrolo[2,3-c]pyridine

[0033] To the solution of *tert*-butyl 6-chloro-4-(cyclobutylethynyl)pyridin-3-ylcarbamate (2.6 g, 8.5 mmol) in DMF (50 mL) was added *t*-BuOK (1.9 g, 16 mmol). The reaction mixture was stirred at 90°C for 2h. The mixture was diluted with water and extracted with dichloromethane (3 × 50 mL). The extract was washed with brine, dried, concentrated *in vacuo* and purified by chromatography on silica gel (5–10% ethyl acetate in petroleum ether as eluant) to afford the pure product of 5-chloro-2-cyclobutyl-1H-pyrrolo[2,3-c]pyridine (0.9 g, 53% yield). <sup>1</sup>H NMR (300 MHz, CDCl<sub>3</sub>) δ: 8.66 (br, s, 1 H), 8.45 (s, 1H), 7.44 (s, 1 H), 6.27 (s, 1 H), 3.75–3.52 (m, 1 H), 2.52–1.90 (m, 6 H).

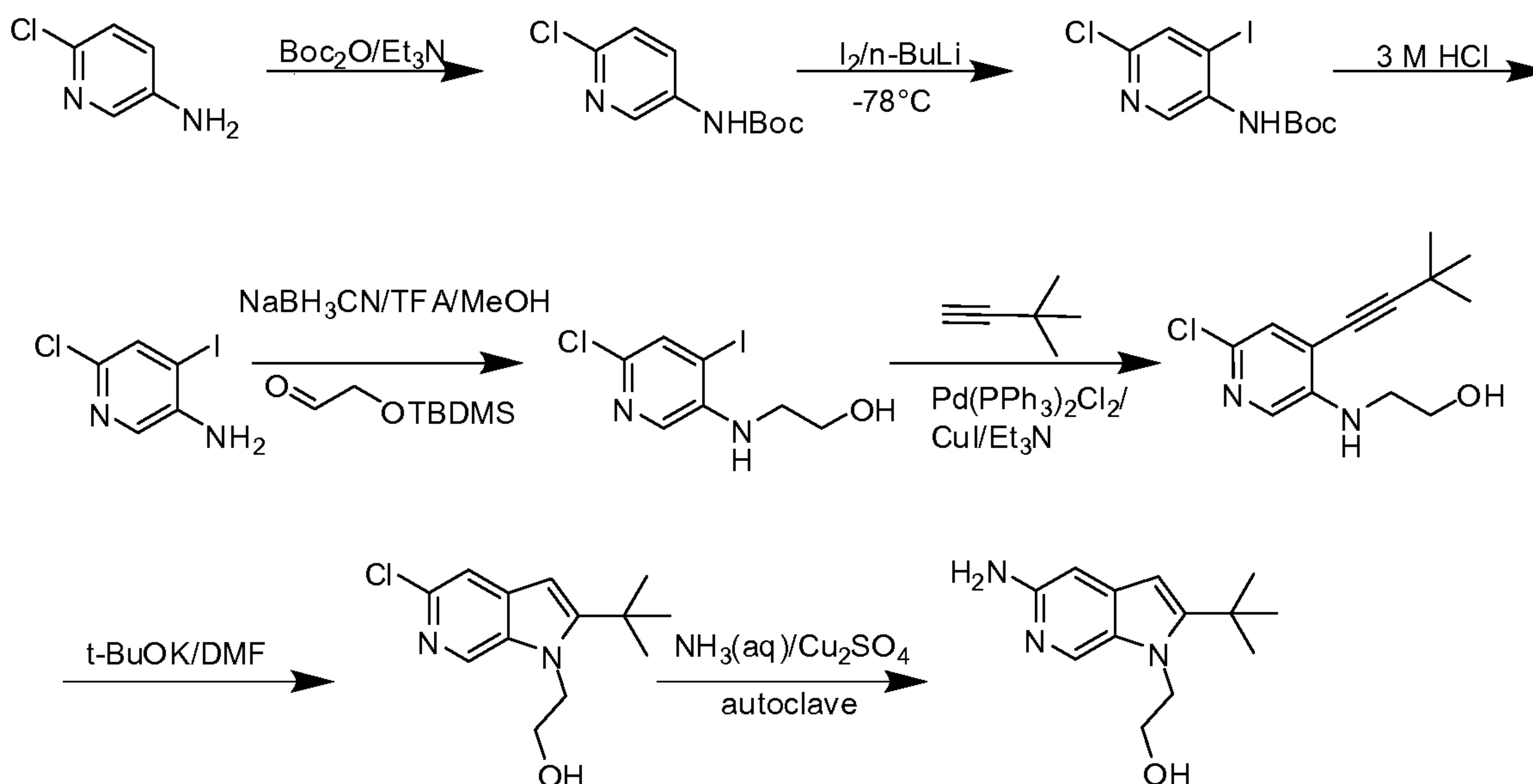
Step d: 2-Cyclobutyl-1H-pyrrolo[2,3-c]pyridin-5-amine

[0034] To the solution of 5-chloro-2-cyclobutyl-1H-pyrrolo[2,3-c]pyridine (200 mg, 0.97 mmol) in EtOH (10 mL) and NH<sub>3</sub>·H<sub>2</sub>O (30 mL) was added CuSO<sub>4</sub>·5H<sub>2</sub>O (30 mg, 0.12 mmol). The reaction mixture was stirred under 3 MPa at 180°C for 16 h. The mixture was extracted with ethyl acetate (3 × 30 mL). The extract was dried, concentrated *in vacuo* and purified by chromatography on silica gel (5–10% MeOH in ethyl acetate as eluant) to afford the pure 2-cyclobutyl-1H-pyrrolo[2,3-c]pyridin-5-amine (40 mg, 22% yield). <sup>1</sup>H NMR (300 MHz,

MeOH)  $\delta$ : 8.02 (s, 1 H), 6.72 (s, 1H), 6.11 (s 1 H), 3.72–3.60 (m, 1 H), 2.47–1.90 (m, 6 H).

MS (ESI):  $m/z$  [M+H<sup>+</sup>] 188.1.

### 9. Preparation of B-8:



#### Step a: tert-Butyl 6-chloropyridin-3-yl-carbamate

**[0035]** To a mixture of 6-chloro-pyridin-3-amine (30.0 g, 230 mmol), DMAP (1.0 g) and  $\text{Et}_3\text{N}$  (41.7 g, 470 mmol) in  $\text{CH}_2\text{Cl}_2$  (200 mL) was added  $\text{Boc}_2\text{O}$  (54.5 g, 250 mmol) at  $0^\circ\text{C}$ . The reaction mixture was allowed to warm to the room temperature and stirred overnight. The resulting mixture was washed with saturated  $\text{NaHCO}_3$  solution and brine (100 mL), the organic layer was dried over anhydrous  $\text{Na}_2\text{SO}_4$  and evaporated under vacuum, the residue was purified by column chromatography on silica gel (petroleum ether/ ethyl acetate, 10/1) to give tert-butyl 6-chloropyridin-3-yl-carbamate (40.0 g, 76%).  $^1\text{H-NMR}$  ( $\text{CDCl}_3$ , 400 MHz)  $\delta$   $^1\text{H-NMR}$  ( $\text{CDCl}_3$ , 400 MHz) 8.23(d,  $J = 2.8$  Hz, 1 H), 7.98 (m, 1 H), 7.26 (d,  $J = 5.6$  Hz, 1H), 6.51 (br s, 1 H), 1.52 (s, 9H).

#### Step b: tert-Butyl 6-chloro-4-iodopyridin-3-ylcarbamate

**[0036]** To a solution of TMEDA (25.4 g, 219.3 mmol) in dry THF (300 mL) was added dropwise n-BuLi (87.7 mL, 219.3 mmol) at  $-78^\circ\text{C}$ , the mixture was stirred for 0.5 h at this temperature. A solution of tert-butyl 6-chloropyridin-3-yl-carbamate (20 g, 87.7 mmol) in THF (170 mL) was added dropwise to the reaction mixture at  $-78^\circ\text{C}$  and the resulting mixture was

continued to stir for 1 h at  $-78^{\circ}\text{C}$ . Then a solution of  $\text{I}_2$  (26.7 g, 105.3 mmol) in dry THF (170 mL) was added dropwise at  $-78^{\circ}\text{C}$ . After 1 h, the reaction was quenched with sat. aqueous  $\text{NH}_4\text{Cl}$  (300 mL). The organic layer was separated and the aqueous phase was extracted with EtOAc (150 mL  $\times$  3). The combined organic layers were dried over anhydrous  $\text{Na}_2\text{SO}_4$  and concentrated under reduced pressure to yield a residue that was purified by column chromatography on silica gel (petroleum ether/ethyl acetate, 10/1) to give *tert-butyl 6-chloro-4-iodopyridin-3-ylcarbamate* (10.0 g, 33%).  $^1\text{H-NMR}$  ( $\text{CDCl}_3$ , 400 MHz)  $\delta$  8.95 (s, 1 H), 7.73 (s, 1 H), 6.64 (br s, 1 H), 1.53 (s, 9H).

Step c: 6-chloro-4-iodopyridin-3-amine

[0037] The solution of *tert-butyl 6-chloro-4-iodopyridin-3-ylcarbamate* (10.0 g, 28 mmol) in 3M HCl (600 mL) was heated at  $60^{\circ}\text{C}$  for 12 h. The mixture was allowed to cool to room temperature and treated with sat.  $\text{NaHCO}_3$  to pH=8. The aqueous layer was extracted with ethyl acetate (100 mL  $\times$  3). The combined organic layers were washed with brine, dried over anhydrous  $\text{Na}_2\text{SO}_4$ , concentrated and purified by chromatography on silica gel (10% ethyl acetate in petroleum ether as eluant) to afford 6-chloro-4-iodopyridin-3-amine (6.6 g, 93%).  $^1\text{H-NMR}$  ( $\text{CDCl}_3$ , 400 MHz)  $\delta$  7.81 (s, 1 H), 7.60 (s, 1 H), 4.13 (br s, 2 H).

Step d: 2-(6-Chloro-4-iodopyridin-3-ylamino)ethanol

[0038] To a solution of 6-chloro-4-iodopyridin-3-amine (6.5 g, 25.5 mmol) in  $\text{CH}_3\text{OH}$  (1500 mL) was added 2-(*tert-butyl*dimethylsilyloxy) acetaldehyde (18.0 g, 103 mmol). Then trifluoroacetic acid (150 mL) and  $\text{NaBH}_3\text{CN}$  (8.0 g, 127 mmol) were added slowly at  $0^{\circ}\text{C}$ . The mixture was allowed to warm to  $25^{\circ}\text{C}$  and the stirring was continued for an additional 12 hours. The mixture was concentrated under reduced pressure and treated with NaOH (3M) to pH=8. The aqueous layer was extracted with ethyl acetate (100 mL  $\times$  3). The combined organic layers were washed with brine, dried over anhydrous  $\text{Na}_2\text{SO}_4$ . The solvent was concentrated in *vacuo* to afford crude product 2-(6-Chloro-4-iodopyridin-3-ylamino)ethanol (14.5 g), that was used in the next step without further purification.

Step e: 2-(6-chloro-4-(3,3-dimethylbut-1-ynyl)pyridin-3-ylamino)ethanol

[0039] To a solution of 2-(6-chloro-4-iodopyridin-3-ylamino)ethanol (14.5 g, 49 mmol) in  $\text{Et}_3\text{N}$  (200 mL) were added 3,3-dimethyl-but-1-yne (12.0 g, 146 mol), CuI (0.9 g, 4.9 mmol) and  $\text{Pd}(\text{PPh}_3)\text{Cl}_2$  (3.4 g, 4.9 mmol) under  $\text{N}_2$  atmosphere. The mixture was refluxed overnight and quenched with  $\text{H}_2\text{O}$  (100 mL). The organic layer was separated and the aqueous layer was extracted with ethyl acetate (100 mL  $\times$  3). The combined organic layers were washed with

brine, dried over anhydrous  $\text{Na}_2\text{SO}_4$  and purified by chromatography on silica gel (3% ethyl acetate in petroleum ether as eluant) to afford 2-(6-chloro-4-(3,3-dimethylbut-1-ynyl)pyridin-3-ylamino)ethanol (3.6 g, 29 %).  $^1\text{H-NMR}$  ( $\text{CDCl}_3$ , 300 MHz)  $\delta$  7.74 (s, 1 H), 7.11 (s, 1 H), 4.77 (br s, 1 H), 3.92-3.90 (m, 2 H), 3.78-3.36 (m, 2 H), 1.34 (s, 9 H).

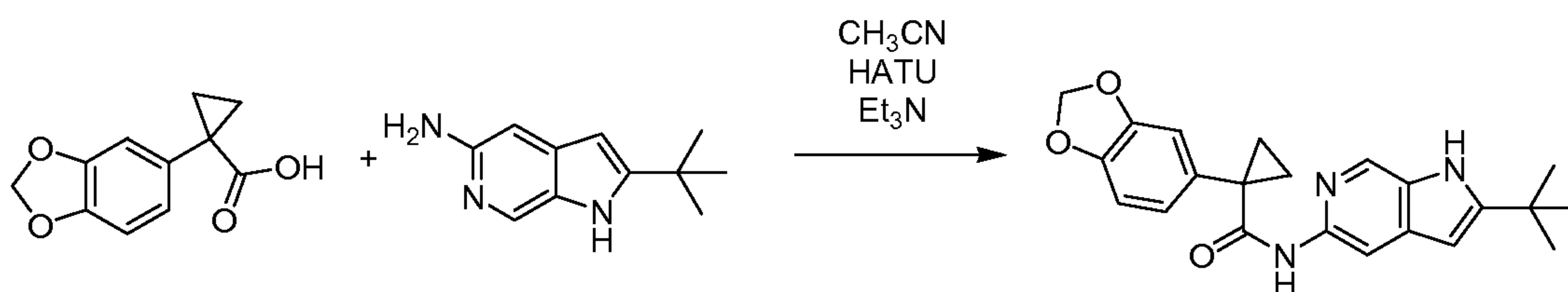
Step f: 2-(2-tert-Butyl-5-chloro-1H-pyrrolo[2,3-c]pyridin-1-yl)ethanol

[0040] To a solution of 2-(6-chloro-4-(3,3-dimethylbut-1-ynyl)pyridin-3-ylamino)ethanol (3.6 g, 14.3 mmol) in DMF (100 mL) was added *t*-BuOK (3.1 g, 28 mol) under  $\text{N}_2$  atmosphere. The mixture was heated at 80 °C for 12 h and then was quenched with  $\text{H}_2\text{O}$  (200 mL). The organic layer was separated and the aqueous layer was extracted with EtOAc (150 mL  $\times$  3). The combined organic layers were washed with brine, dried over anhydrous  $\text{Na}_2\text{SO}_4$  and purified by chromatography on silica gel (3% ethyl acetate in petroleum ether as eluant) to afford 2-(2-tert-butyl-5-chloro-1H-pyrrolo[2,3-c]pyridin-1-yl)ethanol (1.6 g, 44 %).  $^1\text{H-NMR}$  ( $\text{CDCl}_3$ , 300 MHz)  $\delta$  8.50 (s, 1 H), 7.39 (s, 1 H), 6.28 (s, 1 H), 4.55 (t,  $J = 6.6$ , 2 H), 4.05 (t,  $J = 6.6$ , 2 H), 1.49 (s, 9 H).

Step g: 2-(5-amino-2-tert-butyl-1H-pyrrolo[2,3-c]pyridin-1-yl)ethanol

[0041] In a 100 mL autoclave, a mixture of 2-(2-tert-butyl-5-chloro-1H-pyrrolo[2,3-c]pyridin-1-yl)ethanol (350 mg, 1.39 mmol) and  $\text{CuSO}_4 \cdot 5\text{H}_2\text{O}$  (35 mg, 1.4 mmol) in aqueous ammonia (14 mL) and  $\text{CH}_3\text{OH}$  (7 mL) was heated to 120 °C for 14 h. The mixture was allowed to cool down to 25 °C. The methanol was removed by evaporation under vacuum and the resulting mixture was extracted with ethyl acetate (50 mL  $\times$  3). The combined organic layers were washed with brine, dried over anhydrous  $\text{Na}_2\text{SO}_4$  and purified by chromatography on silica gel (5%  $\text{CH}_3\text{OH}$  in dichloromethane as eluant) to afford 2-(5-amino-2-tert-butyl-1H-pyrrolo[2,3-c]pyridin-1-yl)ethanol (50 mg, 16 %).  $^1\text{H-NMR}$  ( $\text{CDCl}_3$ , 300 MHz)  $\delta$  8.22 (s, 1 H), 6.59 (s, 1 H), 6.08 (s, 1 H), 4.44 (t,  $J = 6.9$  Hz, 2 H), 3.99 (t,  $J = 6.9$  Hz, 2 H), 1.45 (s, 9 H).

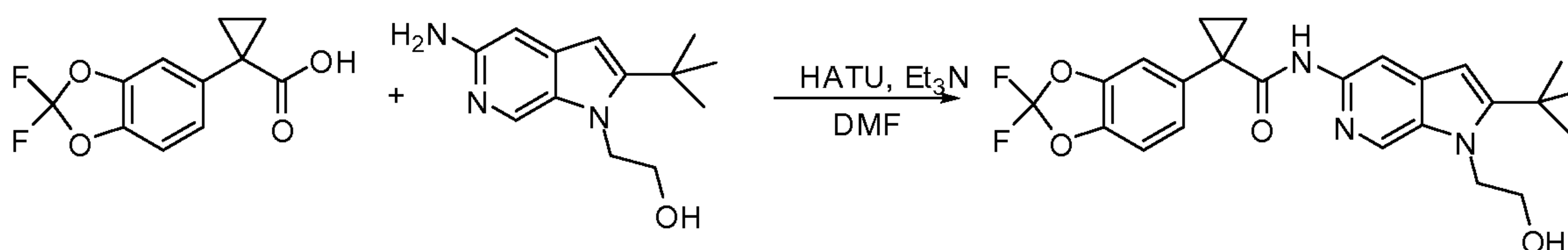
10. Preparation of 1-(benzo[d][1,3]dioxol-5-yl)-N-(2-tert-butyl-1H-pyrrolo[2,3-c]pyridin-5-yl)cyclopropanecarboxamide



[0042] 2-tert-Butyl-1H-pyrrolo[2,3-c]pyridin-5-amine (325 mg, 0.158 mmol) and 1-(benzo[d][1,3]dioxol-5-yl)cyclopropanecarboxylic acid (300 mg, 1.58 mmol) were dissolved in

acetonitrile (10 mL) containing triethylamine (659  $\mu$ L, 0.470 mmol). *O*-(7-Azabenzotriazol-1-yl)-*N,N,N',N'*-tetramethyluronium hexafluorophosphate (608 mg, 1.60 mmol) was added to the mixture and the resulting solution was allowed to stir for 16 hours during which time a large amount of precipitate formed. The reaction mixture was filtered and the filtercake was washed with acetonitrile and then dried to yield 1-(benzo[*d*][1,3]dioxol-5-yl)-*N*-(2-*tert*-butyl-1*H*-pyrrolo[2,3-*c*]pyridin-5-yl)cyclopropanecarboxamide (397 mg, 67%). ESI-MS *m/z* calc. 377.2, found; 378.5 (M+1)<sup>+</sup>; Retention time 1.44 minutes. <sup>1</sup>H NMR (400 MHz, DMSO) 11.26 (s, 1H), 8.21 (s, 1H), 8.06 (s, 1H), 7.83 (s, 1H), 7.13 (d, *J* = 1.5 Hz, 1H), 7.04 - 6.98 (m, 2H), 6.20 (d, *J* = 1.0 Hz, 1H), 6.09 (s, 2H), 1.49-1.45 (m, 2H), 1.38 (s, 9H), 1.12-1.08 (m, 2H).

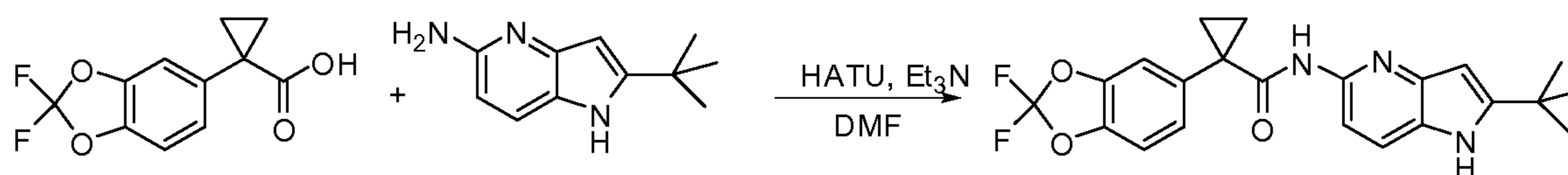
11. Preparation of *N*-(2-*tert*-butyl-1-(2-hydroxyethyl)-1*H*-pyrrolo[2,3-*c*]pyridin-5-yl)-1-(2,2-difluorobenzo[*d*][1,3]dioxol-5-yl)cyclopropanecarboxamide



[0043] HATU (38 mg, 0.10 mmol) was added to a solution of 1-(2,2-difluorobenzo[*d*][1,3]dioxol-5-yl)cyclopropanecarboxylic acid (24 mg, 0.10 mmol), 2-(5-amino-2-*tert*-butyl-1*H*-pyrrolo[2,3-*c*]pyridin-1-yl)ethanol (23 mg, 0.10 mmol) and triethylamine (42  $\mu$ L, 0.30 mmol) in DMF (1 mL). The mixture was stirred at room temperature for 1 hour. The mixture was filtered and purified by reverse-phase HPLC (10 – 99% CH<sub>3</sub>CN – H<sub>2</sub>O with 0.035% TFA) to yield *N*-(2-*tert*-butyl-1-(2-hydroxyethyl)-1*H*-pyrrolo[2,3-*c*]pyridin-5-yl)-1-(2,2-difluorobenzo[*d*][1,3]dioxol-5-yl)cyclopropanecarboxamide. ESI-MS *m/z* calc. 457.2, found 458.5 (M+1)<sup>+</sup>. Retention time 1.77 minutes. <sup>1</sup>H NMR (400 MHz, DMSO-*d*<sub>6</sub>)  $\delta$  9.54 (br s, 1H), 8.84 (s, 1H), 7.83 (s, 1H), 7.58 (d, *J* = 1.7 Hz, 1H), 7.45 (d, *J* = 8.3 Hz, 1H), 7.35 (dd, *J* = 8.3, 1.7 Hz, 1H), 6.67 (s, 1H), 4.58 (t, *J* = 5.7 Hz, 2H), 3.76 (t, *J* = 5.7 Hz, 2H), 1.58 (m, 2H), 1.46 (s, 9H), 1.28 (m, 2H).

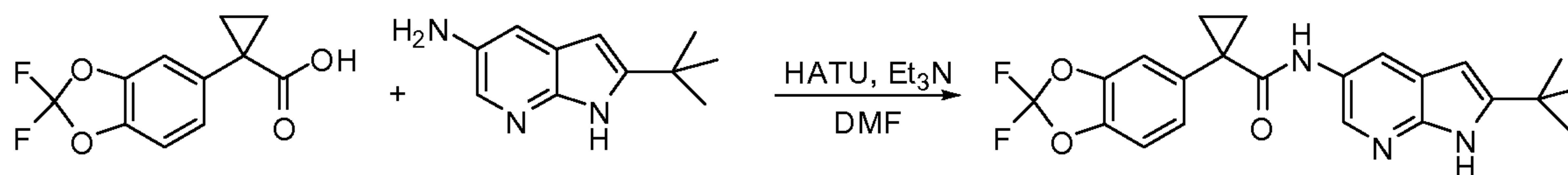
12. Preparation of *N*-(2-*tert*-butyl-1*H*-pyrrolo[3,2-*b*]pyridin-5-yl)-1-(2,2-difluorobenzo[*d*][1,3]dioxol-5-yl)cyclopropanecarboxamide





**[0044]** HATU (31 mg, 0.083 mmol) was added to a solution of 1-(2,2-difluorobenzo[*d*][1,3]dioxol-5-yl)cyclopropanecarboxylic acid (18 mg, 0.075 mmol), 2-*tert*-butyl-1H-pyrrolo[3,2-*b*]pyridin-5-amine (16 mg, 0.083 mmol) and triethylamine (21  $\mu$ L, 0.15 mmol) in DMF (1 mL). The reaction was stirred at 60 °C for 18 h. The mixture was filtered and purified by reverse-phase HPLC (10 – 99% CH<sub>3</sub>CN – H<sub>2</sub>O with 0.035% TFA) to yield *N*-(2-*tert*-butyl-1H-pyrrolo[3,2-*b*]pyridin-5-yl)-1-(2,2-difluorobenzo[*d*][1,3]dioxol-5-yl)cyclopropanecarboxamide as the TFA salt. ESI-MS *m/z* calc. 413.2, found 414.1 (M+1)<sup>+</sup>. Retention time 2.86 minutes.

13. Preparation of *N*-(2-*tert*-butyl-1H-pyrrolo[2,3-*b*]pyridin-5-yl)-1-(2,2-difluorobenzo[*d*][1,3]dioxol-5-yl)cyclopropanecarboxamide



**[00273]** HATU (31 mg, 0.083 mmol) was added to a solution of 1-(2,2-difluorobenzo[*d*][1,3]dioxol-5-yl)cyclopropanecarboxylic acid (18 mg, 0.075 mmol), 2-*tert*-butyl-1H-pyrrolo[2,3-*c*]pyridin-5-amine (16 mg, 0.083 mmol) and triethylamine (21  $\mu$ L, 0.15 mmol) in DMF (1 mL). The reaction was stirred at 60 °C for 18 h. The mixture was filtered and purified by reverse-phase HPLC (10 – 99% CH<sub>3</sub>CN – H<sub>2</sub>O with 0.035% TFA) to yield *N*-(2-*tert*-butyl-1H-pyrrolo[2,3-*b*]pyridin-5-yl)-1-(2,2-difluorobenzo[*d*][1,3]dioxol-5-yl)cyclopropanecarboxamide as the TFA salt. ESI-MS *m/z* calc. 413.2, found 414.3 (M+1)<sup>+</sup>. Retention time 3.25 minutes.

14. Preparation of Additional Compounds

**[0045]** The compounds in Table 3 were prepared from Acid A and amine B using a coupling reaction as outlined in Examples 10-13.

**Table 3.**

Compound No.	Compound Name	Acid A	Amine B
1	1-(benzo[ <i>d</i> ][1,3]dioxol-5-yl)- <i>N</i> -(1H-pyrrolo[2,3- <i>b</i> ]pyridin-6-yl)cyclopropanecarboxamide	A-1	B-4

8	1-(benzo[d][1,3]dioxol-5-yl)-N-(2-tert-butyl-1H-pyrrolo[3,2-b]pyridin-5-yl)cyclopropanecarboxamide	A-3	B-1
2	N-(2-tert-butyl-1H-pyrrolo[3,2-b]pyridin-5-yl)-1-(4-methoxyphenyl)cyclopropanecarboxamide	A-4	B-2
3	N-(2-tert-butyl-1H-pyrrolo[2,3-b]pyridin-5-yl)-1-(4-methoxyphenyl)cyclopropanecarboxamide	A-4	B-1
4	N-(2-tert-butyl-1H-pyrrolo[3,2-b]pyridin-5-yl)-1-(3-methoxyphenyl)cyclopropanecarboxamide	A-2	B-2
12	N-(2-tert-butyl-1H-pyrrolo[3,2-b]pyridin-5-yl)-1-(2,2-difluorobenzo[d][1,3]dioxol-5-yl)cyclopropanecarboxamide	A-1	B-2
13	N-(2-tert-butyl-1H-pyrrolo[2,3-b]pyridin-5-yl)-1-(2,2-difluorobenzo[d][1,3]dioxol-5-yl)cyclopropanecarboxamide	A-1	B-1
14	N-(2-tert-butyl-1H-pyrrolo[2,3-c]pyridin-5-yl)-1-(2,2-difluorobenzo[d][1,3]dioxol-5-yl)cyclopropanecarboxamide	A-1	B-3
10	1-(2,2-difluorobenzo[d][1,3]dioxol-5-yl)-N-(2-(1-methylcyclopropyl)-1H-pyrrolo[2,3-c]pyridin-5-yl)cyclopropanecarboxamide	A-1	B-6
9	1-(2,2-difluorobenzo[d][1,3]dioxol-5-yl)-N-(2-ethyl-1H-pyrrolo[2,3-c]pyridin-5-yl)cyclopropanecarboxamide	A-1	B-5
11	N-(2-cyclobutyl-1H-pyrrolo[2,3-c]pyridin-5-yl)-1-(2,2-difluorobenzo[d][1,3]dioxol-5-yl)cyclopropanecarboxamide	A-1	B-7

**[00274]** Set forth below is the characterizing data for compounds of the present invention prepared according to the above examples.

Table 4.

Cmpd. No.	LC/MS M+1	LC/RT min.	NMR
1	323.1	2.84	H NMR (400 MHz, DMSO-d6) 1.11-1.15 (m, 2H), 1.47-1.51 (m, 2H), 6.09 (s, 2H), 6.36-6.39 (m, 1H), 6.99-7.07 (m, 2H), 7.14 (d, J = 1.3 Hz, 1H), 7.31-7.33 (m, 1H), 7.81 (d, J = 8.5 Hz, 1H), 7.93 (d, J = 8.5 Hz, 1H), 7.98 (s, 1H), 11.39 (s, 1H)
2	363.9	2.53	
3	364.3	2.85	
4	363.9	2.71	
5	364.1	2.93	
6	378.3	2.71	H NMR (400 MHz, DMSO) 1.04-1.08 (m, 2H), 1.34 (s, 9H), 1.41-1.44 (m, 2H), 6.03 (s, 2H), 6.09 (d, J = 2.2 Hz, 1H), 6.96 - 6.89 (m, 2H), 7.02 (d, J = 1.6 Hz, 1H), 7.93 (d, J = 2.2 Hz, 1H), 8.11 (d, J = 2.3 Hz, 1H), 8.73 (s, 1H), 11.49 (s, 1H)
7	378.3	2.53	H NMR (400 MHz, DMSO) 12.28 (s, 1H), 9.88 (s, 1H), 8.19 (d, J = 8.4 Hz, 1H), 7.61-7.57 (m, 1H), 7.07 (d, J = 1.4 Hz, 1H), 6.99 - 6.94 (m, 2H), 6.46 (s, 1H), 6.06 (s, 2H), 1.59 - 1.56 (m, 2H), 1.38 (s, 9H), 1.25 - 1.22 (m, 2H)
8	378.3	2.66	H NMR (400 MHz, DMSO) 12.89 (s, 1H), 9.93 (s, 1H), 8.63 (s, 1H), 7.96 (s, 1H), 7.07 (d, J = 1.6 Hz, 1H), 6.99 - 6.92 (m, 2H), 6.62 (d, J = 1.3 Hz, 1H), 6.05 (s, 2H), 1.57 - 1.55 (m, 2H), 1.40 (s, 9H), 1.22-1.19 (m, 2H)
9	386.5	1.46	H NMR (400.0 MHz, DMSO) d 11.31 (s, 1H), 8.21 (s, 1H), 8.11 (s, 1H), 8.01 (s, 1H), 7.63 (d, J = 1.5 Hz, 1H), 7.46 (d, J = 8.3 Hz, 1H), 7.39 (dd, J = 1.7, 8.3 Hz, 1H), 6.20 (s, 1H), 2.75 (q, J = 7.6 Hz, 2H), 1.51 (dd, J = 3.9, 6.8 Hz, 2H), 1.27 (t, J = 7.6 Hz, 3H) and 1.16 (dd, J = 4.0, 6.9 Hz, 2H) ppm
10	412.2	1.58	H NMR (400 MHz, CDCl3) 8.26 (s, 1H), 8.20 (s, 1H), 8.04 (s, 1H), 7.59 (s, 1H), 7.26 - 7.22 (m, 2H), 7.07 (d, J = 8.2 Hz, 1H), 6.15 (d, J = 1.2 Hz, 1H), 1.75 (dd, J = 3.8, 6.8 Hz, 2H), 1.50 (s, 3H), 1.13 (dd, J = 3.9, 6.8 Hz, 2H), 1.02 - 0.99 (m, 2H), 0.89 - 0.87 (m, 2H) ppm
11	412.5	1.56	H NMR (400.0 MHz, DMSO) d 11.33 (s, 1H), 8.22 (s, 1H), 8.11 (s, 1H), 8.01 (s, 1H), 7.63 (d, J = 1.6 Hz, 1H), 7.47 (d, J = 8.3 Hz, 1H), 7.39 (dd, J = 1.7, 8.3 Hz, 1H), 6.26 (s, 1H), 2.36 - 2.27 (m, 2H), 2.22 (td, J = 9.0, 3.8 Hz, 2H), 2.05 - 1.86 (m, 2H), 1.53 - 1.50 (m, 2H) and 1.16 (dd, J = 4.0, 6.9 Hz, 2H) ppm
12	414.1	2.86	
13	414.3	3.25	
14	414.1	1.59	
15	458.5	1.77	H NMR (400 MHz, DMSO-d6) 9.54 (br s, 1H), 8.84 (s, 1H), 7.83 (s, 1H), 7.58 (d, J = 1.7 Hz, 1H), 7.45 (d, J = 8.3 Hz, 1H), 7.35 (dd, J = 8.3, 1.7 Hz, 1H), 6.67 (s, 1H), 4.58 (t, J = 5.7 Hz, 2H), 3.76 (t, J = 5.7 Hz, 2H), 1.58 (m, 2H), 1.46 (s, 9H), 1.28 (m, 2H)

**[00275]** *Assays for Detecting and Measuring  $\Delta F508$ -CFTR Correction Properties of Compounds*

**[00276]** Membrane potential optical methods for assaying  $\Delta F508$ -CFTR modulation properties of compounds.

**[00277]** The assay utilizes fluorescent voltage sensing dyes to measure changes in membrane potential using a fluorescent plate reader (e.g., FLIPR III, Molecular Devices, Inc.) as a readout for increase in functional  $\Delta F508$ -CFTR in NIH 3T3 cells. The driving force for the response is the creation of a chloride ion gradient in conjunction with channel activation by a single liquid addition step after the cells have previously been treated with compounds and subsequently loaded with a voltage sensing dye.

**[00278]** Identification of Correction Compounds

**[00279]** To identify small molecules that correct the trafficking defect associated with  $\Delta F508$ -CFTR; a single-addition HTS assay format was developed. Assay Plates containing cells are incubated for ~2-4 hours in tissue culture incubator at 37°C, 5%CO<sub>2</sub>, 90% humidity. Cells are then ready for compound exposure after adhering to the bottom of the assay plates.

**[00280]** The cells were incubated in serum-free medium for 16-24 hrs in tissue culture incubator at 37°C, 5%CO<sub>2</sub>, 90% humidity in the presence or absence (negative control) of test compound. The cells were subsequently rinsed 3X with Krebs Ringers solution and loaded with a voltage sensing redistribution dye. To activate  $\Delta F508$ -CFTR, 10  $\mu$ M forskolin and the CFTR potentiator, genistein (20  $\mu$ M), were added along with Cl<sup>-</sup>-free medium to each well. The addition of Cl<sup>-</sup>-free medium promoted Cl<sup>-</sup> efflux in response to  $\Delta F508$ -CFTR activation and the resulting membrane depolarization was optically monitored using voltage sensor dyes.

**[00281]** Identification of Potentiator Compounds

**[00282]** To identify potentiators of  $\Delta F508$ -CFTR, a double-addition HTS assay format was developed. This HTS assay utilizes fluorescent voltage sensing dyes to measure changes in membrane potential on the FLIPR III as a measurement for increase in gating (conductance) of  $\Delta F508$  CFTR in temperature-corrected  $\Delta F508$  CFTR NIH 3T3 cells. The driving force for the response is a Cl<sup>-</sup> ion gradient in conjunction with channel activation with forskolin in a single liquid addition step using a fluorescent plate reader such as FLIPR III after the cells have previously been treated with potentiator compounds (or DMSO vehicle control) and subsequently loaded with a redistribution dye.

[00283] Solutions:

[00284] Bath Solution #1: (in mM) NaCl 160, KCl 4.5, CaCl<sub>2</sub> 2, MgCl<sub>2</sub> 1, HEPES 10, pH 7.4 with NaOH.

[00285] Chloride-free bath solution: Chloride salts in Bath Solution #1 are substituted with gluconate salts.

[00286] Cell Culture

[00287] NIH3T3 mouse fibroblasts stably expressing  $\Delta$ F508-CFTR are used for optical measurements of membrane potential. The cells are maintained at 37 °C in 5% CO<sub>2</sub> and 90 % humidity in Dulbecco's modified Eagle's medium supplemented with 2 mM glutamine, 10 % fetal bovine serum, 1 X NEAA,  $\beta$ -ME, 1 X pen/strep, and 25 mM HEPES in 175 cm<sup>2</sup> culture flasks. For all optical assays, the cells were seeded at ~20,000/well in 384-well matrigel-coated plates and cultured for 2 hrs at 37 °C before culturing at 27 °C for 24 hrs. for the potentiator assay. For the correction assays, the cells are cultured at 27 °C or 37 °C with and without compounds for 16 – 24 hours.

[00288] Electrophysiological Assays for assaying  $\Delta$ F508-CFTR modulation properties of compounds.

[00289] 1.Ussing Chamber Assay

[00290] Ussing chamber experiments were performed on polarized airway epithelial cells expressing  $\Delta$ F508-CFTR to further characterize the  $\Delta$ F508-CFTR modulators identified in the optical assays. Non-CF and CF airway epithelia were isolated from bronchial tissue, cultured as previously described (Galiotta, L.J.V., Lantero, S., Gazzolo, A., Sacco, O., Romano, L., Rossi, G.A., & Zegarra-Moran, O. (1998) *In Vitro Cell. Dev. Biol.* **34**, 478-481), and plated onto Costar® Snapwell™ filters that were precoated with NIH3T3-conditioned media. After four days the apical media was removed and the cells were grown at an air liquid interface for >14 days prior to use. This resulted in a monolayer of fully differentiated columnar cells that were ciliated, features that are characteristic of airway epithelia. Non-CF HBE were isolated from non-smokers that did not have any known lung disease. CF-HBE were isolated from patients homozygous for  $\Delta$ F508-CFTR.

[00291] HBE grown on Costar® Snapwell™ cell culture inserts were mounted in an Ussing chamber (Physiologic Instruments, Inc., San Diego, CA), and the transepithelial resistance and short-circuit current in the presence of a basolateral to apical Cl<sup>-</sup> gradient (I<sub>sc</sub>)

were measured using a voltage-clamp system (Department of Bioengineering, University of Iowa, IA). Briefly, HBE were examined under voltage-clamp recording conditions ( $V_{\text{hold}} = 0$  mV) at 37 °C. The basolateral solution contained (in mM) 145 NaCl, 0.83  $K_2HPO_4$ , 3.3  $KH_2PO_4$ , 1.2  $MgCl_2$ , 1.2  $CaCl_2$ , 10 Glucose, 10 HEPES (pH adjusted to 7.35 with NaOH) and the apical solution contained (in mM) 145 NaGluconate, 1.2  $MgCl_2$ , 1.2  $CaCl_2$ , 10 glucose, 10 HEPES (pH adjusted to 7.35 with NaOH).

**[00292]** Identification of Correction Compounds

**[00293]** Typical protocol utilized a basolateral to apical membrane  $Cl^-$  concentration gradient. To set up this gradient, normal ringer was used on the basolateral membrane, whereas apical NaCl was replaced by equimolar sodium gluconate (titrated to pH 7.4 with NaOH) to give a large  $Cl^-$  concentration gradient across the epithelium. All experiments were performed with intact monolayers. To fully activate  $\Delta F508$ -CFTR, forskolin (10  $\mu M$ ), PDE inhibitor, IBMX (100  $\mu M$ ) and CFTR potentiator, genistein (50  $\mu M$ ) were added to the apical side.

**[00294]** As observed in other cell types, incubation at low temperatures of FRT cells and human bronchial epithelial cells isolated from diseased CF patients (CF-HBE) expressing  $\Delta F508$ -CFTR increases the functional density of CFTR in the plasma membrane. To determine the activity of correction compounds, the cells were incubated with test compound for 24-48 hours at 37°C and were subsequently washed 3X prior to recording. The cAMP- and genistein-mediated  $I_{SC}$  in compound-treated cells was normalized to 37°C controls and expressed as percentage activity of CFTR activity in wt-HBE. Preincubation of the cells with the correction compound significantly increased the cAMP- and genistein-mediated  $I_{SC}$  compared to the 37°C controls.

**[00295]** Identification of Potentiator Compounds

**[00296]** Typical protocol utilized a basolateral to apical membrane  $Cl^-$  concentration gradient. To set up this gradient, normal ringers was used on the basolateral membrane, whereas apical NaCl was replaced by equimolar sodium gluconate (titrated to pH 7.4 with NaOH) to give a large  $Cl^-$  concentration gradient across the epithelium. Forskolin (10  $\mu M$ ) and all test compounds were added to the apical side of the cell culture inserts. The efficacy of the putative  $\Delta F508$ -CFTR potentiators was compared to that of the known potentiator, genistein.

**[00297]** 2. Patch-clamp Recordings

**[00298]** Total  $Cl^-$  current in  $\Delta F508$ -NIH3T3 cells was monitored using the perforated-patch recording configuration as previously described (Rae, J., Cooper, K., Gates, P., &

Watsky, M. (1991) *J. Neurosci. Methods* **37**, 15-26). Voltage-clamp recordings were performed at 22 °C using an Axopatch 200B patch-clamp amplifier (Axon Instruments Inc., Foster City, CA). The pipette solution contained (in mM) 150 *N*-methyl-D-glucamine (NMDG)-Cl, 2 MgCl<sub>2</sub>, 2 CaCl<sub>2</sub>, 10 EGTA, 10 HEPES, and 240 µg/ml amphotericin-B (pH adjusted to 7.35 with HCl). The extracellular medium contained (in mM) 150 NMDG-Cl, 2 MgCl<sub>2</sub>, 2 CaCl<sub>2</sub>, 10 HEPES (pH adjusted to 7.35 with HCl). Pulse generation, data acquisition, and analysis were performed using a PC equipped with a Digidata 1320 A/D interface in conjunction with Clampex 8 (Axon Instruments Inc.). To activate ΔF508-CFTR, 10 µM forskolin and 20 µM genistein were added to the bath and the current-voltage relation was monitored every 30 sec.

**[00299]** Identification of Correction Compounds

**[00300]** To determine the activity of correction compounds for increasing the density of functional ΔF508-CFTR in the plasma membrane, we used the above-described perforated-patch-recording techniques to measure the current density following 24-hr treatment with the correction compounds. To fully activate ΔF508-CFTR, 10 µM forskolin and 20µM genistein were added to the cells. Under our recording conditions, the current density following 24-hr incubation at 27°C was higher than that observed following 24-hr incubation at 37 °C. These results are consistent with the known effects of low-temperature incubation on the density of ΔF508-CFTR in the plasma membrane. To determine the effects of correction compounds on CFTR current density, the cells were incubated with 10 µM of the test compound for 24 hours at 37°C and the current density was compared to the 27°C and 37°C controls (% activity). Prior to recording, the cells were washed 3X with extracellular recording medium to remove any remaining test compound. Preincubation with 10 µM of correction compounds significantly increased the cAMP- and genistein-dependent current compared to the 37°C controls.

**[00301]** Identification of Potentiator Compounds

**[00302]** The ability of ΔF508-CFTR potentiators to increase the macroscopic ΔF508-CFTR Cl<sup>-</sup> current ( $I_{\Delta F508}$ ) in NIH3T3 cells stably expressing ΔF508-CFTR was also investigated using perforated-patch-recording techniques. The potentiators identified from the optical assays evoked a dose-dependent increase in  $I_{\Delta F508}$  with similar potency and efficacy observed in the optical assays. In all cells examined, the reversal potential before and during potentiator application was around -30 mV, which is the calculated  $E_{Cl}$  (-28 mV).

**[00303]** Cell Culture

**[00304]** NIH3T3 mouse fibroblasts stably expressing  $\Delta$ F508-CFTR are used for whole-cell recordings. The cells are maintained at 37 °C in 5% CO<sub>2</sub> and 90 % humidity in Dulbecco's modified Eagle's medium supplemented with 2 mM glutamine, 10 % fetal bovine serum, 1 X NEAA,  $\beta$ -ME, 1 X pen/strep, and 25 mM HEPES in 175 cm<sup>2</sup> culture flasks. For whole-cell recordings, 2,500 - 5,000 cells were seeded on poly-L-lysine-coated glass coverslips and cultured for 24 - 48 hrs at 27 °C before use to test the activity of potentiators; and incubated with or without the correction compound at 37 °C for measuring the activity of correctors.

**[00305]** 3.Single-channel recordings

**[00306]** Gating activity of wt-CFTR and temperature-corrected  $\Delta$ F508-CFTR expressed in NIH3T3 cells was observed using excised inside-out membrane patch recordings as previously described (Dalemans, W., Barbry, P., Champigny, G., Jallat, S., Dott, K., Dreyer, D., Crystal, R.G., Pavirani, A., Lecocq, J-P., Lazdunski, M. (1991) *Nature* 354, 526 – 528) using an Axopatch 200B patch-clamp amplifier (Axon Instruments Inc.). The pipette contained (in mM): 150 NMDG, 150 aspartic acid, 5 CaCl<sub>2</sub>, 2 MgCl<sub>2</sub>, and 10 HEPES (pH adjusted to 7.35 with Tris base). The bath contained (in mM): 150 NMDG-Cl, 2 MgCl<sub>2</sub>, 5 EGTA, 10 TES, and 14 Tris base (pH adjusted to 7.35 with HCl). After excision, both wt- and  $\Delta$ F508-CFTR were activated by adding 1 mM Mg-ATP, 75 nM of the catalytic subunit of cAMP-dependent protein kinase (PKA; Promega Corp. Madison, WI), and 10 mM NaF to inhibit protein phosphatases, which prevented current rundown. The pipette potential was maintained at 80 mV. Channel activity was analyzed from membrane patches containing  $\leq 2$  active channels. The maximum number of simultaneous openings determined the number of active channels during the course of an experiment. To determine the single-channel current amplitude, the data recorded from 120 sec of  $\Delta$ F508-CFTR activity was filtered "off-line" at 100 Hz and then used to construct all-point amplitude histograms that were fitted with multigaussian functions using Bio-Patch Analysis software (Bio-Logic Comp. France). The total microscopic current and open probability ( $P_o$ ) were determined from 120 sec of channel activity. The  $P_o$  was determined using the Bio-Patch software or from the relationship  $P_o = I/i(N)$ , where  $I$  = mean current,  $i$  = single-channel current amplitude, and  $N$  = number of active channels in patch.



**[00307]** Cell Culture

**[00308]** NIH3T3 mouse fibroblasts stably expressing  $\Delta$ F508-CFTR are used for excised-membrane patch-clamp recordings. The cells are maintained at 37 °C in 5% CO<sub>2</sub> and 90 % humidity in Dulbecco's modified Eagle's medium supplemented with 2 mM glutamine, 10 % fetal bovine serum, 1 X NEAA,  $\beta$ -ME, 1 X pen/strep, and 25 mM HEPES in 175 cm<sup>2</sup> culture flasks. For single channel recordings, 2,500 - 5,000 cells were seeded on poly-L-lysine-coated glass coverslips and cultured for 24 - 48 hrs at 27 °C before use.

**[00309]** The compounds of Table 1 were found to exhibit Correction activity as measured in the assay described above.

**[00310]** Compounds of the invention are useful as modulators of ATP binding cassette transporters. Using the procedures described above, the activities, i.e., EC50s, of compounds of the present invention have been measured and are shown in Table 5.

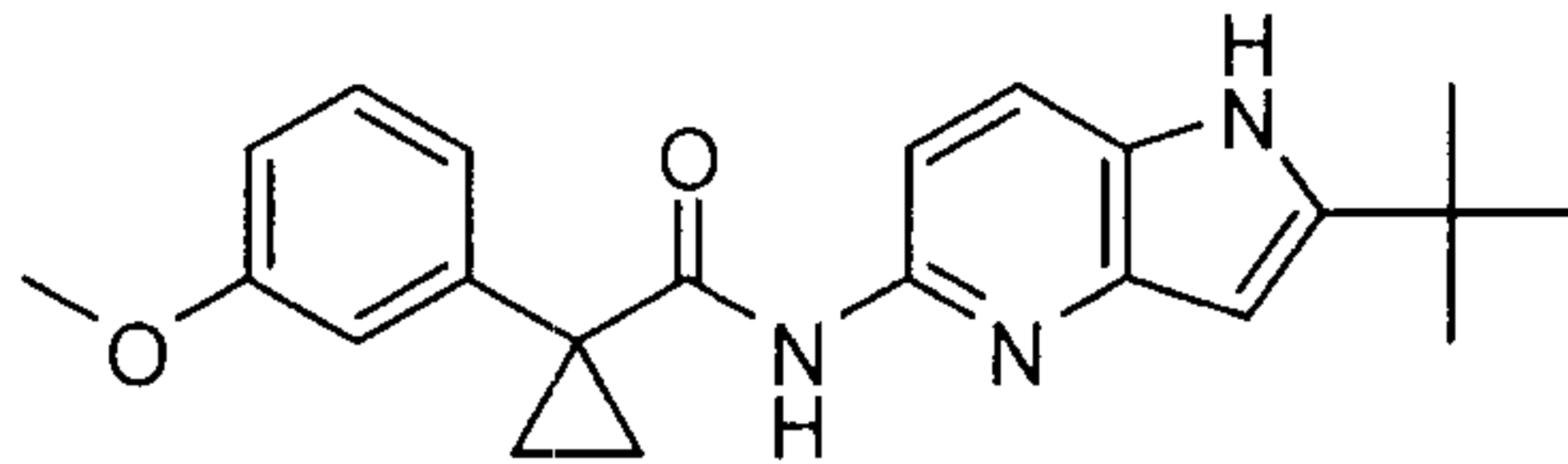
**[00311]** Table 5.

Cmpd. No.	Binned EC50	Binned Max Efficacy
1	++	+++
2	+++	++
3	+++	++
4	+++	++
5	++	++
6	+++	+++
7	+++	++
8	+++	++
9	+++	+++
10	+++	+++
11	+++	+++
12	+++	+++
13	+++	+++
14	+++	+++
15	+++	+++

56302-38

CLAIMS:

1. The compound:



or a pharmaceutically acceptable salt thereof.

5 2. A pharmaceutical composition comprising

(i) the compound as defined in claim 1, or a pharmaceutically acceptable salt thereof; and

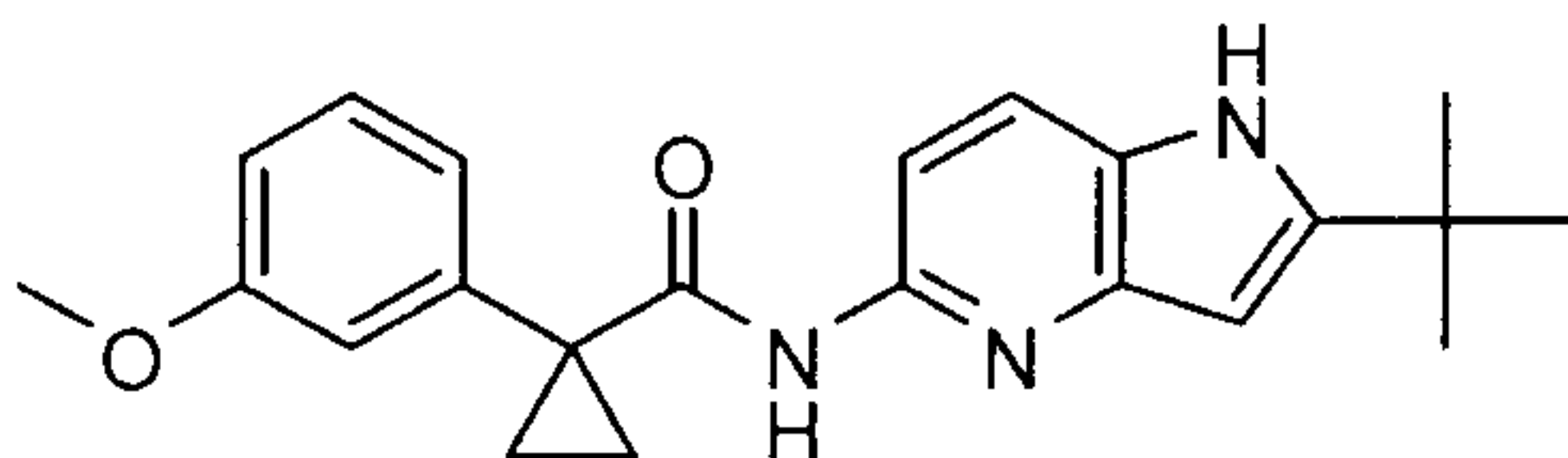
(ii) a pharmaceutically acceptable carrier.

10 3. The composition of claim 2, further comprising an additional agent selected from the group consisting of a mucolytic agent, bronchodilator, an anti-biotic, an anti-infective agent, an anti-inflammatory agent, CFTR corrector, and a nutritional agent.

4. Use of the compound as defined in claim 1, or a pharmaceutically acceptable salt thereof, for modulating an ABC transporter in a membrane of a cell.

5. Use according to claim 4, wherein the ABC transporter is CFTR.

15 6. Use of the compound:



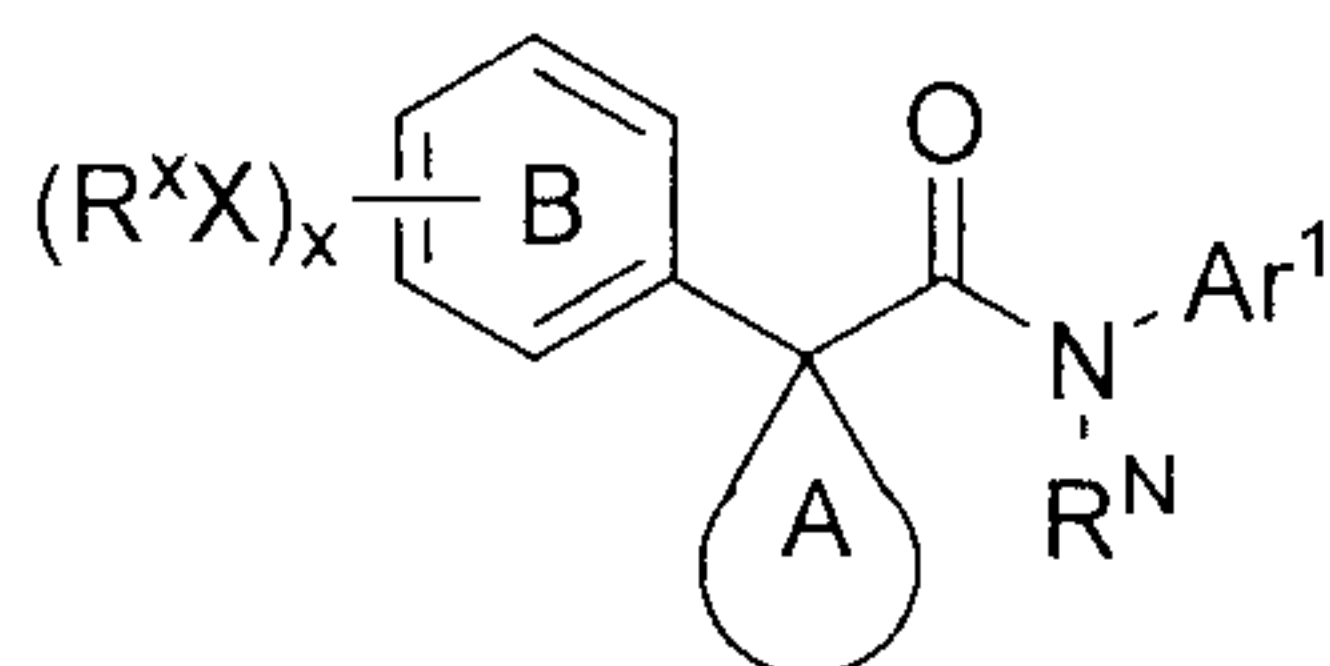
or a pharmaceutically acceptable salt thereof, for the treatment of a condition, disease, or disorder in a patient implicated by ABC transporter activity.

7. Use according to claim 6, wherein said ABC transporter is CFTR.

56302-38

8. Use according to claim 6, wherein said condition, disease, or disorder is cystic fibrosis, hereditary emphysema, hereditary hemochromatosis, a coagulation-fibrinolysis deficiency, a protein C deficiency, Type 1 hereditary angioedema, a lipid processing deficiency, familial hypercholesterolemia, Type 1 chylomicronemia, abetalipoproteinemia,
- 5 lysosomal storage diseases, I-cell disease/pseudo-Hurler, mucopolysaccharidoses, Sandhof/Tay-Sachs, Crigler Najjar type II, polyendocrinopathy/hyperinsulemia, diabetes mellitus, laron dwarfism, myeloperoxidase deficiency, primary hypoparathyroidism, melanoma, glycanosis CDG type 1, hereditary emphysema, congenital hyperthyroidism, osteogenesis imperfecta, hereditary hypofibrinogenemia, ACT deficiency, diabetes insipidus
- 10 (di), neurophyseal di, neprogenic di, Charcot-Marie Tooth syndrome, Perlizaeus-Merzbacher disease, a neurodegenerative disease, Alzheimer's disease, Parkinson's disease, amyotrophic lateral sclerosis, progressive supranuclear palsy, Pick's disease, a polyglutamine neurological disorder, Huntington, spinocerebellar ataxia type I, spinal or bulbar muscular atrophy, dentatorubal pallidoluisian, myotonic dystrophy, a spongiform encephalopathy, hereditary
- 15 Creutzfeldt-Jakob disease, Fabry disease, Straussler-Scheinker syndrome, COPD, dry-eye disease, or Sjögren's disease.

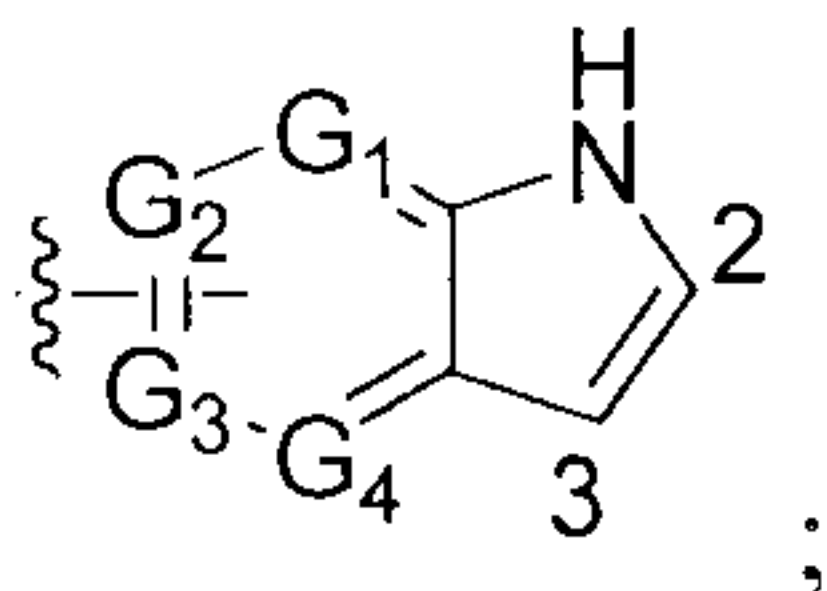
9. A compound having formula I:



I

- 20 or a pharmaceutically acceptable salt thereof, wherein:

Ar<sup>1</sup> is:



56302-38

wherein

each of  $G_1$ ,  $G_2$ ,  $G_3$ , and  $G_4$  is independently selected from the group consisting of CH and nitrogen, wherein one of  $G_1$ ,  $G_2$ ,  $G_3$ , and  $G_4$  is nitrogen and the remainder of  $G_1$ ,  $G_2$ ,  $G_3$ , and  $G_4$  each is CH;

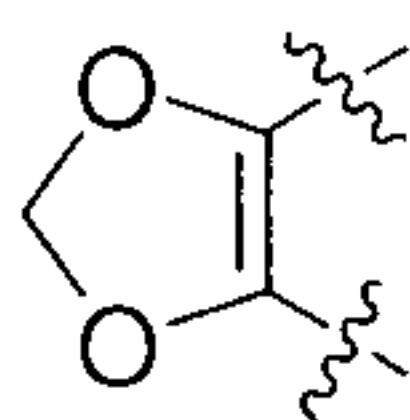
5  $Ar^1$  is attached to the  $N(R^N)$  through  $G_2$  or  $G_3$ ;

$Ar^1$  is optionally substituted with  $w$  occurrences of  $-WR^W$ ;

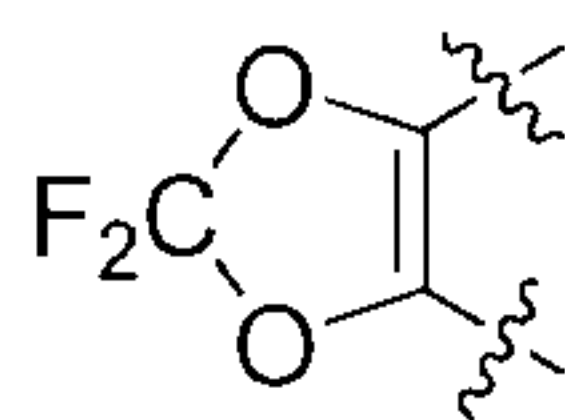
$R^N$  is H,  $R^2$ , or  $R^3$ ;

ring A is 3-7 membered monocyclic ring having 0-3 heteroatoms selected from the group consisting of oxygen, sulfur, and nitrogen, wherein ring A is optionally substituted  
10 with  $q$  occurrences of  $-Q-R^Q$ ;

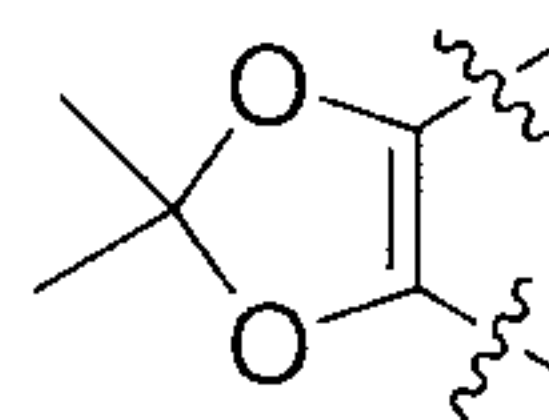
ring B is fused to a 5-7 membered ring selected from the group consisting of heterocyclic and heteroaryl, wherein ring B, together with said fused ring, is optionally substituted with  $x$  occurrences of  $-XR^X$ ; and wherein the fused ring is:



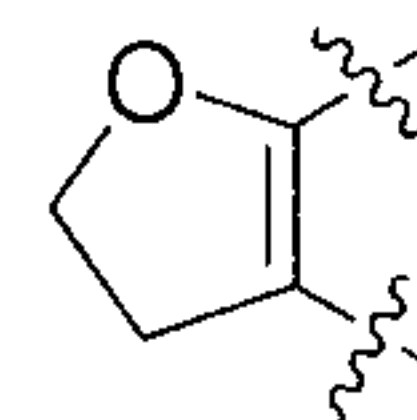
i,



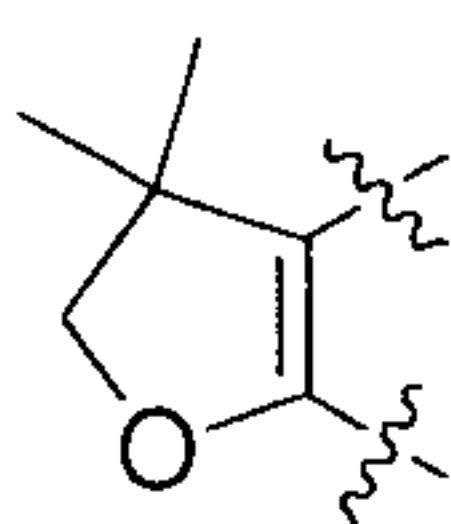
ii,



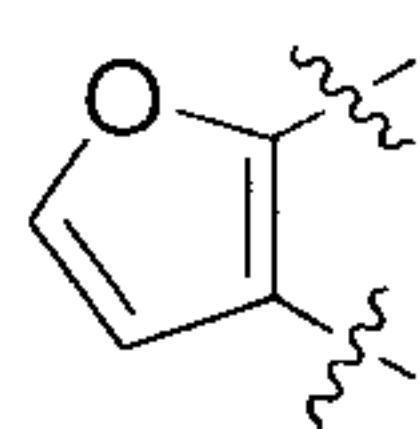
iii,



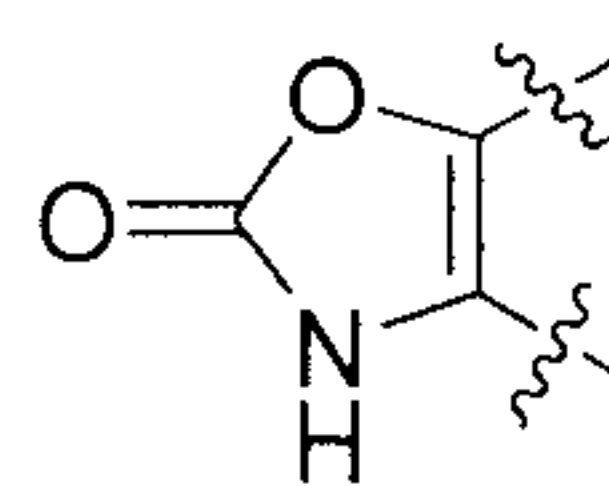
iv,



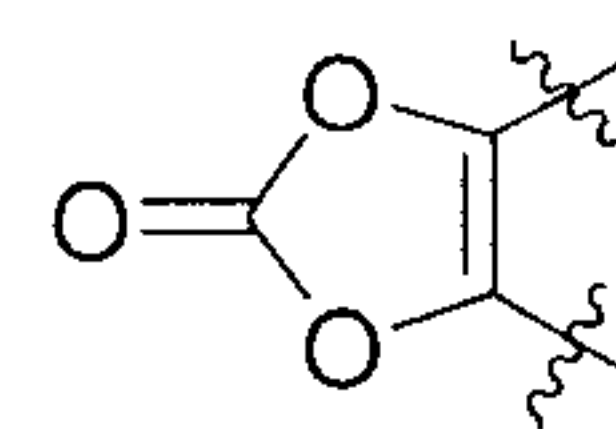
v,



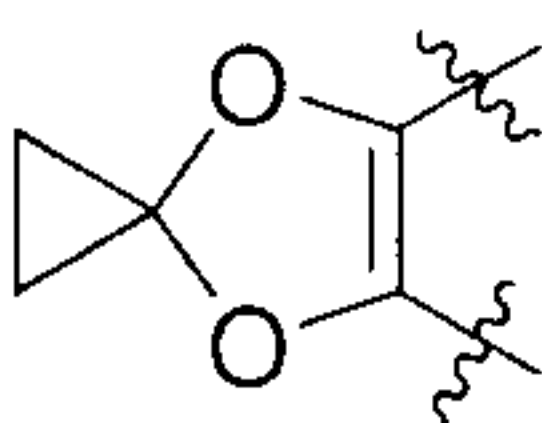
vi,



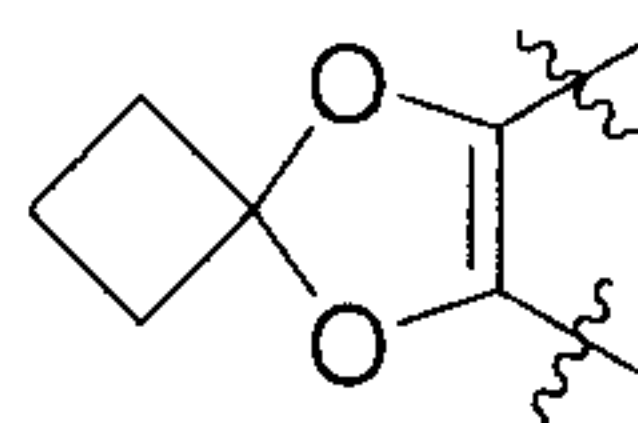
vii,



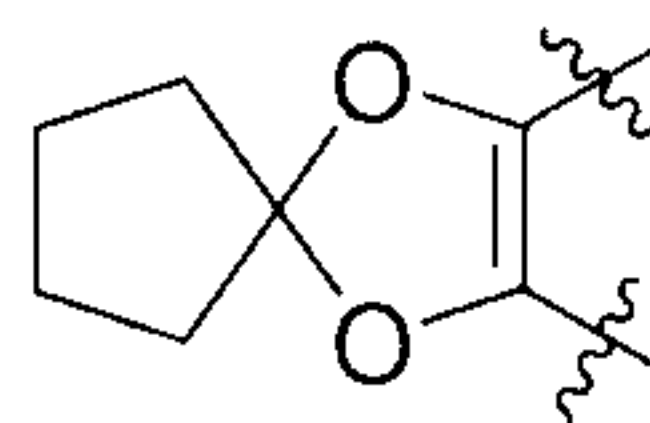
viii,



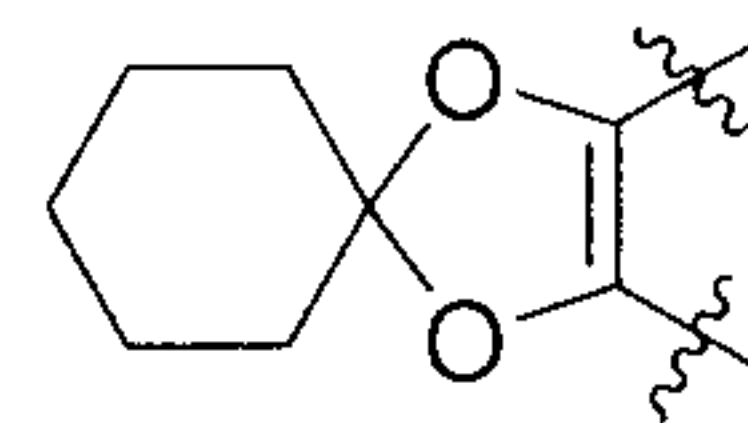
ix,



x,

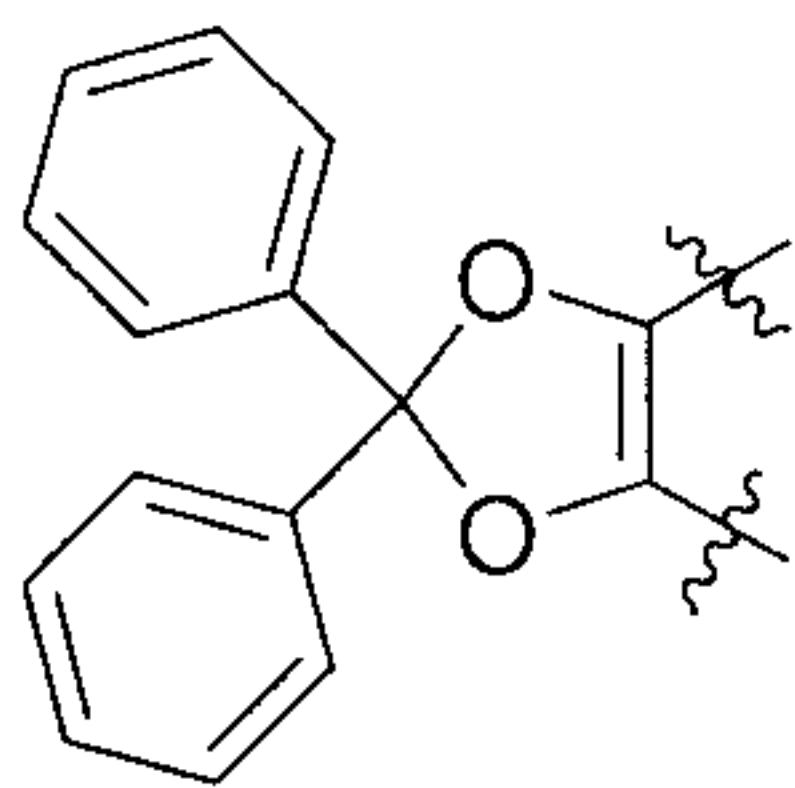


xi,

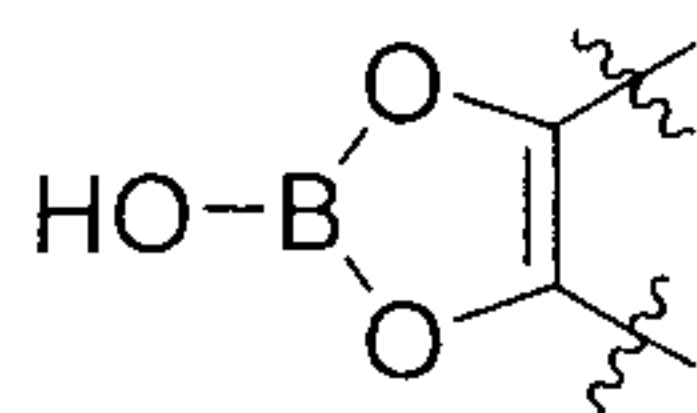


xii,

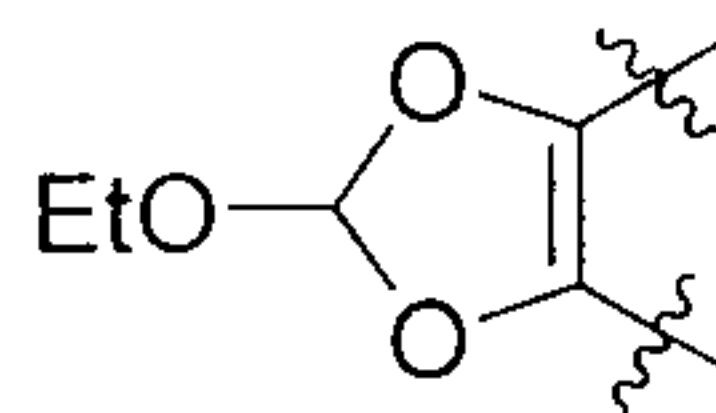
56302-38



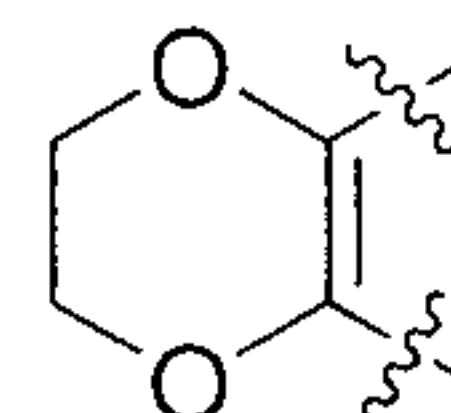
xiii,



xiv,



xv,



or xvi;

Q, or X is independently a bond or is independently an optionally substituted (C1-C6) alkylidene chain wherein up to two methylene units of Q, or X are optionally and independently replaced by  $-\text{CO}-$ ,  $-\text{CS}-$ ,  $-\text{COCO}-$ ,  $-\text{CONR}'-$ ,  $-\text{CONR}'\text{NR}'-$ ,  $-\text{CO}_2-$ ,  $-\text{OCO}-$ ,  $-\text{NR}'\text{CO}_2-$ ,  $-\text{O}-$ ,  $-\text{NR}'\text{CONR}'-$ ,  $-\text{OCONR}'-$ ,  $-\text{NR}'\text{NR}'$ ,  $-\text{NR}'\text{NR}'\text{CO}-$ ,  $-\text{NR}'\text{CO}-$ ,  $-\text{S}-$ ,  $-\text{SO}-$ ,  $-\text{SO}_2-$ ,  $-\text{NR}'-$ ,  $-\text{SO}_2\text{NR}'-$ ,  $\text{NR}'\text{SO}_2-$ , or  $-\text{NR}'\text{SO}_2\text{NR}'-$ ;

W is independently a bond or is independently an optionally substituted (C1-C6) alkylidene chain wherein up to two methylene units are optionally and independently replaced by  $-\text{O}-$ ;

each  $\text{R}^{\text{Q}}$ , and  $\text{R}^{\text{X}}$  is independently  $\text{R}^1$ ,  $\text{R}^2$ ,  $\text{R}^3$ ,  $\text{R}^4$ , or  $\text{R}^5$ ;

each  $\text{R}^{\text{W}}$  is independently  $\text{R}^1$ ,  $\text{R}^2$ ,  $\text{R}^3$ , or  $\text{R}^5$ ;

$\text{R}'$  is independently  $\text{R}^2$ ,  $\text{R}^3$ , or  $\text{R}^6$ ;

$\text{R}^1$  is oxo,  $=\text{NN}(\text{R}^6)_2$ ,  $=\text{NN}(\text{R}^7)_2$ ,  $=\text{NN}(\text{R}^6\text{R}^7)$ ,  $\text{R}^6$ , or  $((\text{C1-C4})\text{aliphatic})_n\text{-Y}$ ;

wherein n is 0 or 1; and

$\text{Y}$  is halo, CN,  $\text{NO}_2$ ,  $\text{CF}_3$ ,  $\text{OCF}_3$ , OH,  $\text{SR}^6$ ,  $\text{S}(\text{O})\text{R}^6$ ,  $\text{SO}_2\text{R}^6$ ,  $\text{NH}_2$ ,  $\text{NHR}^6$ ,  $\text{N}(\text{R}^6)_2$ ,  $\text{NR}^6\text{R}^8$ ,  $\text{COOH}$ ,  $\text{COOR}^6$ , or  $\text{OR}^6$ ;

$\text{R}^2$  is aliphatic, wherein each  $\text{R}^2$  is optionally substituted with up to 2 substituents independently selected from the group consisting of  $\text{R}^1$ ,  $\text{R}^4$ , and  $\text{R}^5$ ;

$\text{R}^3$  is a cycloaliphatic, aryl, heterocyclic, or heteroaryl ring, wherein  $\text{R}^3$  is optionally substituted with up to 3 substituents, independently selected from the group consisting of  $\text{R}^1$ ,  $\text{R}^2$ ,  $\text{R}^4$ , and  $\text{R}^5$ ;

56302-38

$R^4$  is  $OR^5$ ,  $OR^6$ ,  $OC(O)R^6$ ,  $OC(O)R^5$ ,  $OC(O)OR^6$ ,  $OC(O)OR^5$ ,  $OC(O)N(R^6)_2$ ,  
 $OC(O)N(R^5)_2$ ,  $OC(O)N(R^6R^5)$ ,  $SR^6$ ,  $SR^5$ ,  $S(O)R^6$ ,  $S(O)R^5$ ,  $SO_2R^6$ ,  $SO_2R^5$ ,  $SO_2N(R^6)_2$ ,  
 $SO_2N(R^5)_2$ ,  $SO_2NR^5R^6$ ,  $SO_3R^6$ ,  $SO_3R^5$ ,  $C(O)R^5$ ,  $C(O)OR^5$ ,  $C(O)R^6$ ,  $C(O)OR^6$ ,  $C(O)N(R^6)_2$ ,  
 $C(O)N(R^5)_2$ ,  $C(O)N(R^5R^6)$ ,  $C(O)N(OR^6)R^6$ ,  $C(O)N(OR^5)R^6$ ,  $C(O)N(OR^6)R^5$ ,  $C(O)N(OR^5)R^5$ ,  
5  $C(NOR^6)R^6$ ,  $C(NOR^6)R^5$ ,  $C(NOR^5)R^6$ ,  $C(NOR^5)R^5$ ,  $N(R^6)_2$ ,  $N(R^5)_2$ ,  $N(R^5R^6)$ ,  $NR^5C(O)R^5$ ,  
 $NR^6C(O)R^6$ ,  $NR^6C(O)R^5$ ,  $NR^5C(O)R^6$ ,  $NR^6C(O)OR^6$ ,  $NR^5C(O)OR^6$ ,  $NR^6C(O)OR^5$ ,  
 $NR^5C(O)OR^5$ ,  $NR^6C(O)N(R^6)_2$ ,  $NR^6C(O)NR^5R^6$ ,  $NR^6C(O)N(R^5)_2$ ,  $NR^5C(O)N(R^6)_2$ ,  
 $NR^5C(O)NR^5R^6$ ,  $NR^5C(O)N(R^5)_2$ ,  $NR^6SO_2R^6$ ,  $NR^6SO_2R^5$ ,  $NR^5SO_2R^6$ ,  $NR^5SO_2R^5$ ,  
 $NR^6SO_2N(R^6)_2$ ,  $NR^6SO_2NR^5R^6$ ,  $NR^6SO_2N(R^5)_2$ ,  $NR^5SO_2NR^5R^6$ ,  $NR^5SO_2N(R^5)_2$ ,  $N(OR^6)R^6$ ,  
10  $N(OR^6)R^5$ ,  $N(OR^5)R^5$ , or  $N(OR^5)R^6$ ;

$R^5$  is a cycloaliphatic, aryl, heterocyclic, or heteroaryl ring, wherein  $R^5$  is optionally substituted with up to 3  $R^1$ ;

$R^6$  is H or aliphatic, wherein  $R^6$  is optionally substituted with a  $R^7$ ;

$R^7$  is a cycloaliphatic, aryl, heterocyclic, or heteroaryl ring, and each  $R^7$  is  
15 optionally substituted up to 2 substituents independently selected from the group consisting of H, (C1-C6)-straight or branched alkyl, (C2-C6) straight or branched alkenyl or alkynyl, 1,2-methylenedioxy, 1,2-ethylenedioxy, and  $(CH_2)_n-Z$ ;

$Z$  is selected from the group consisting of halo, CN,  $NO_2$ ,  $CF_3$ ,  $OCF_3$ , OH, S-aliphatic, S(O)-aliphatic,  $SO_2$ -aliphatic,  $NH_2$ , NH-aliphatic,  $N(\text{aliphatic})_2$ ,  $N(\text{aliphatic})R^8$ ,  
20  $NHR^8$ , COOH, C(O)O(-aliphatic), and O-aliphatic;

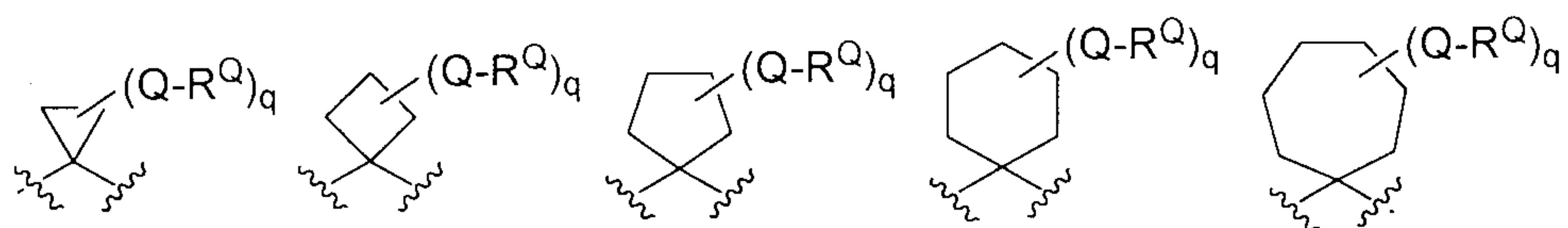
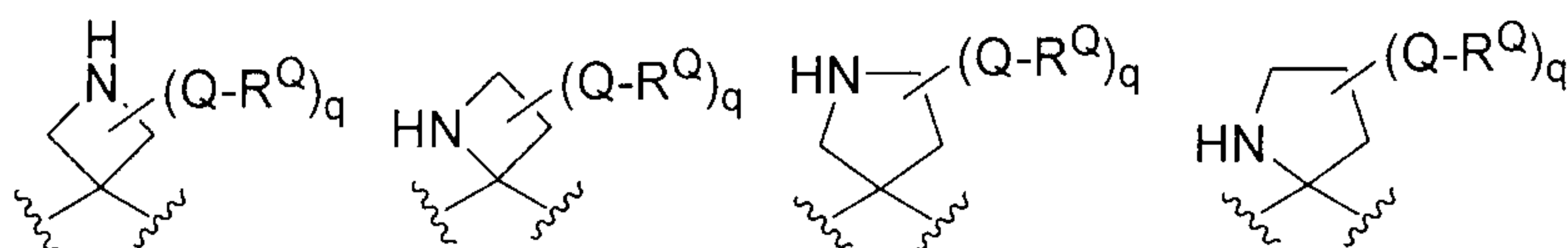
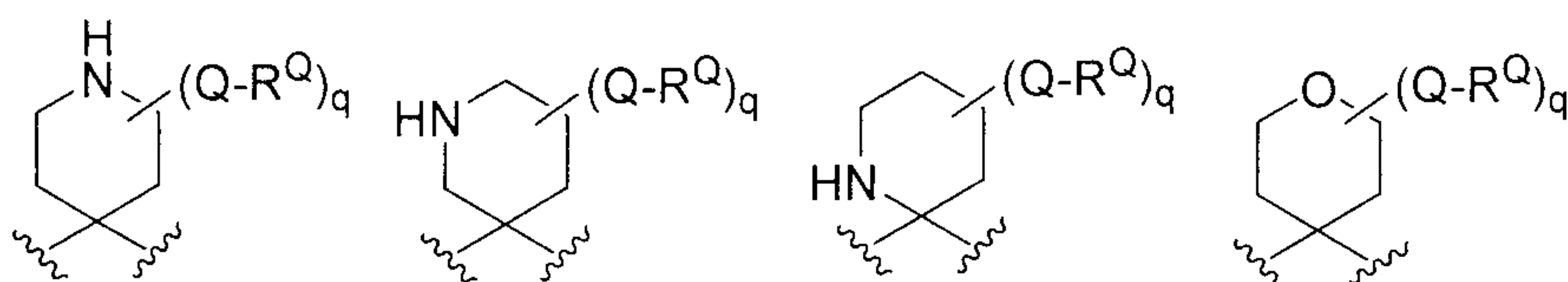
$R^8$  is an amino protecting group;

$w$  is 0 to 5; and

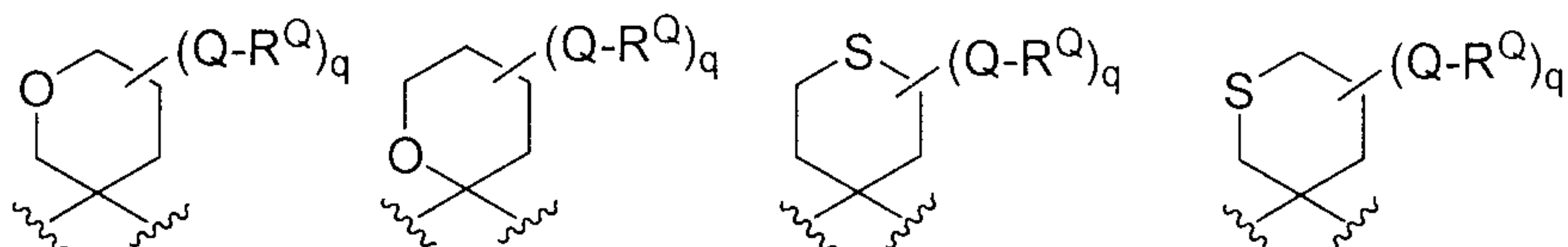
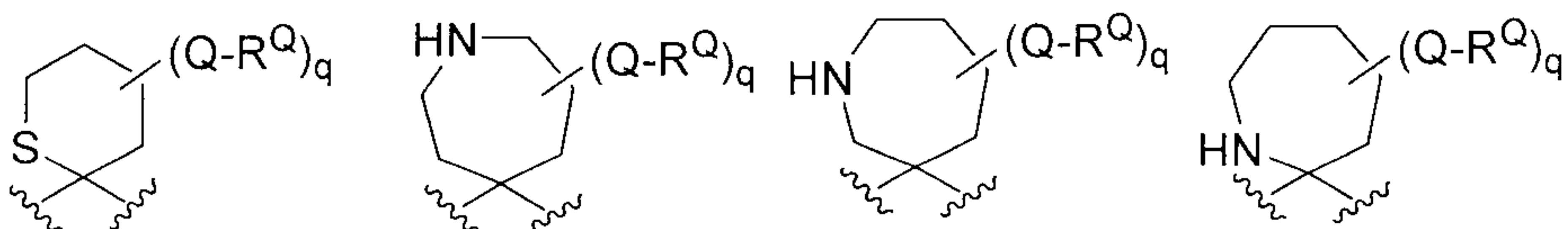
each of  $x$  and  $q$  is independently 0-5.

10. The compound according to claim 9, wherein ring A is selected from the group  
25 consisting of:

56302-38

**a****b****c****d****e****f****g****h**

5

**i****j****k****l****m****n****o****p**

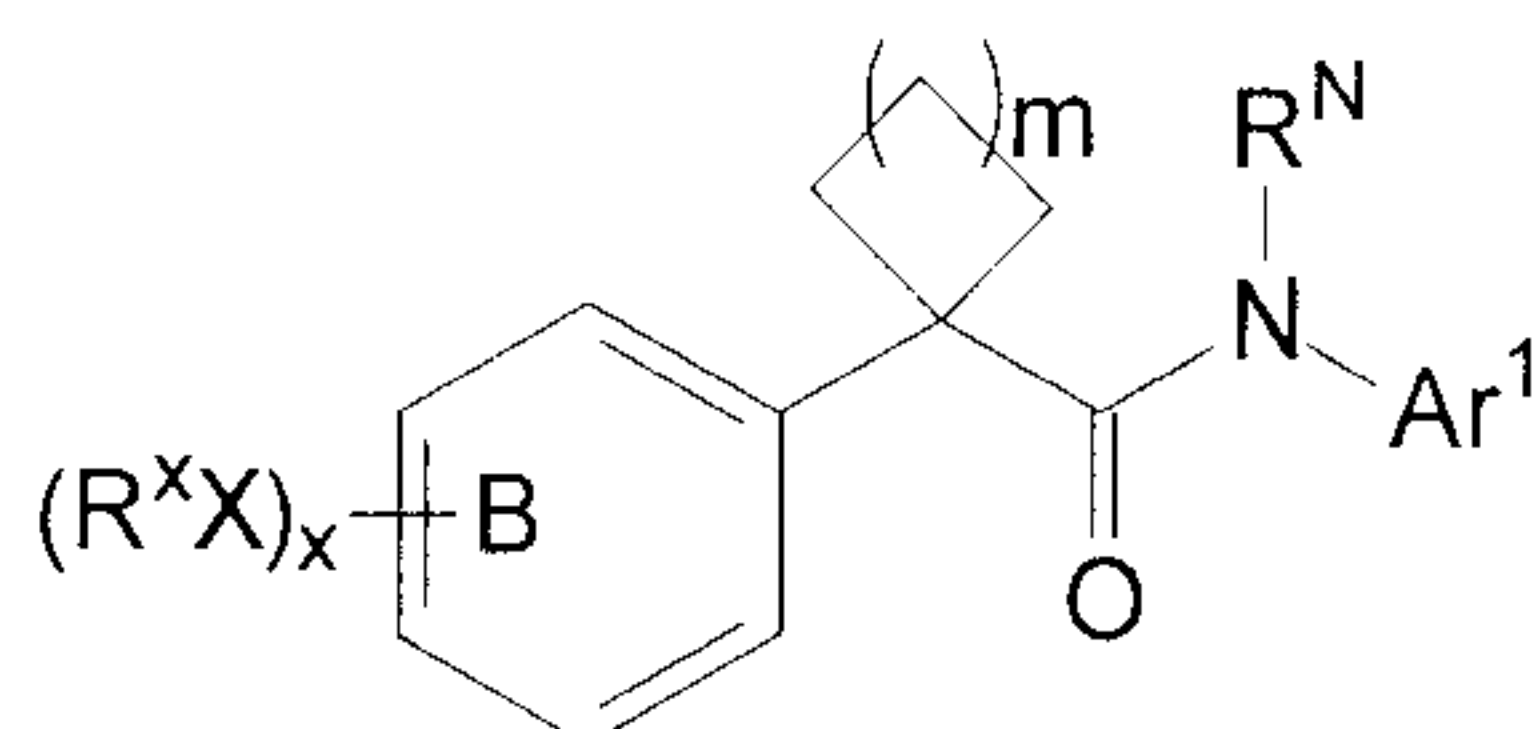
10

**q****r****s**

and

**t**

11. The compound according to claim 9, wherein said compound has formula **II**:

**II**

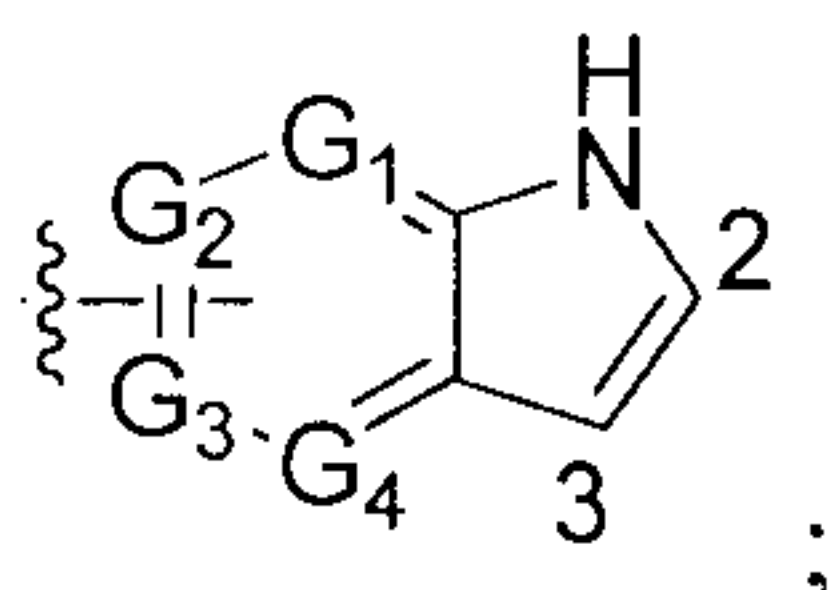
56302-38

wherein:

$R^X$ ,  $X$ ,  $x$ ,  $R^N$ ,  $G_1$ ,  $G_2$ ,  $G_3$ , and  $G_4$  are defined in claim 9;

$m$  is 0 to 4;

$Ar^1$  is:

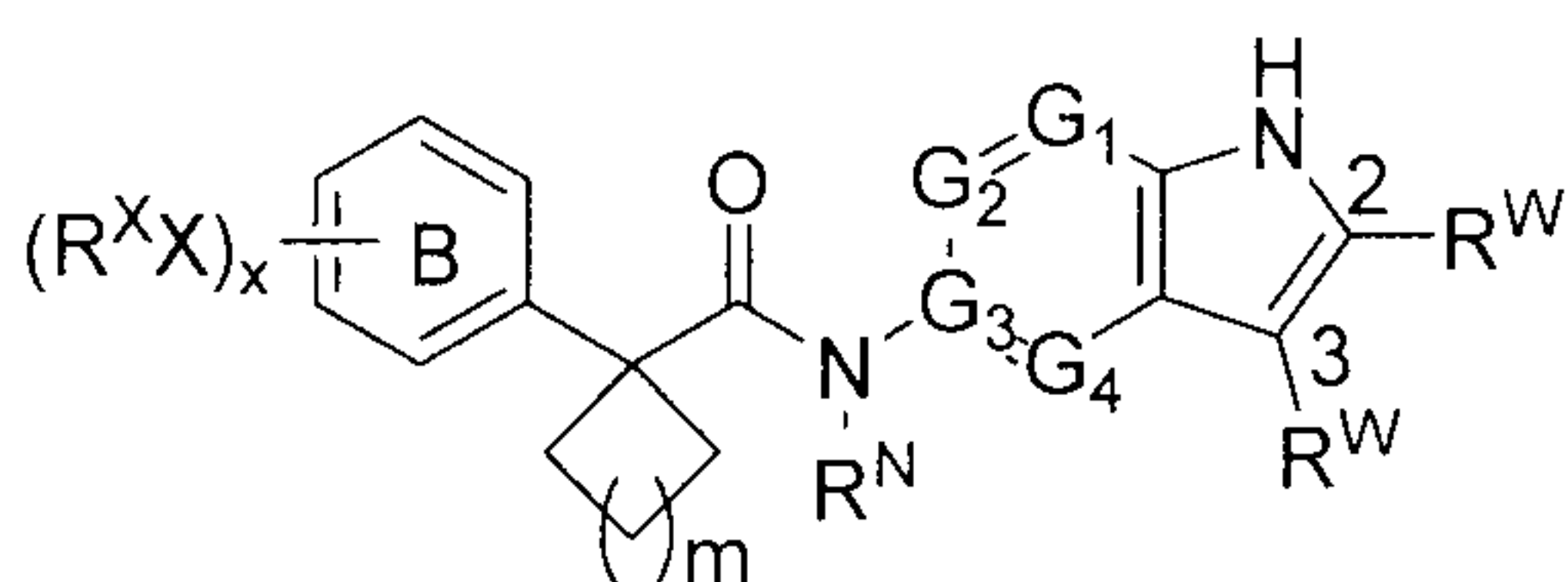


wherein  $Ar^1$  is attached to the  $N(R^N)$  through  $G_2$  or  $G_3$ ; and

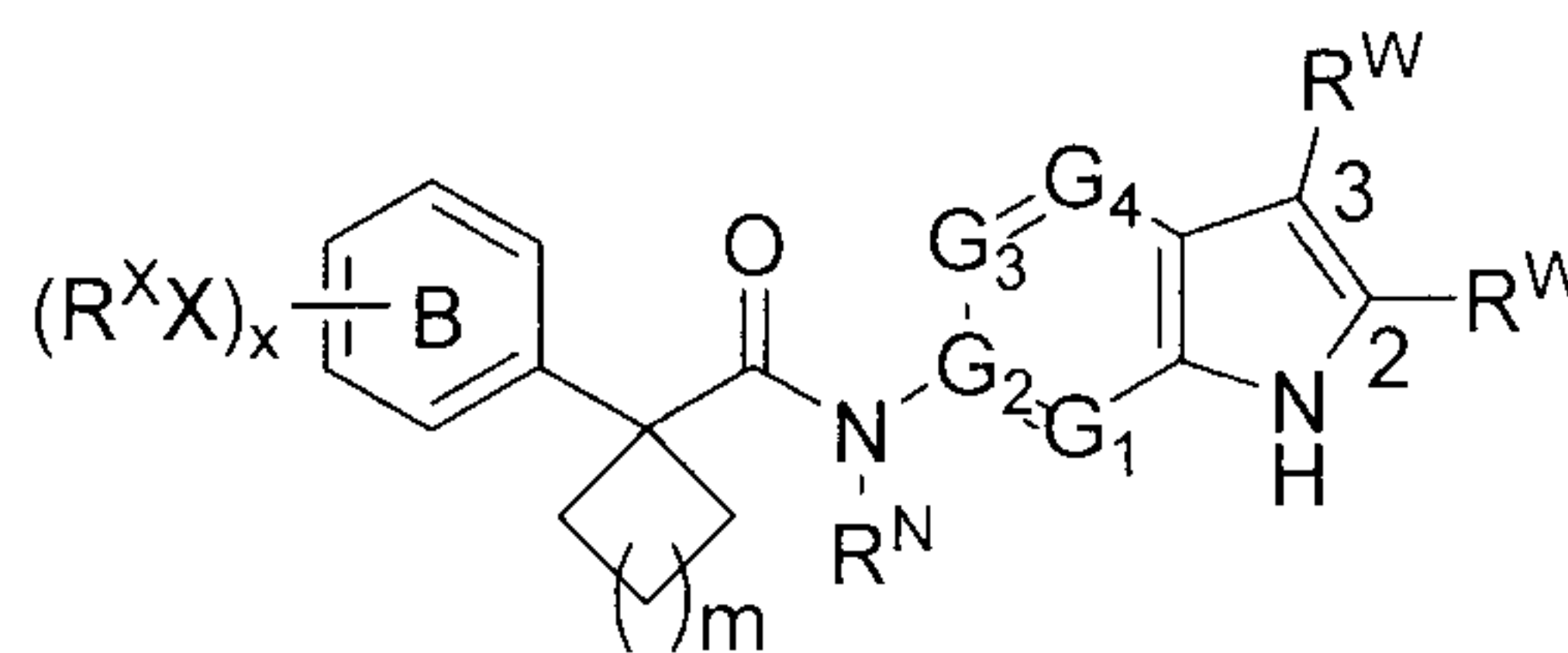
$Ar^1$  is optionally substituted with up to 3  $R^W$  substituents, wherein each  $R^W$  is independently selected from the group consisting of  $R^1$ ,  $R^2$ , and  $R^3$ .

12. The compound according to claim 9, wherein said compound has formula

10 **IIIA**, or formula **IIIB**:



**IIIA**



**IIIB**

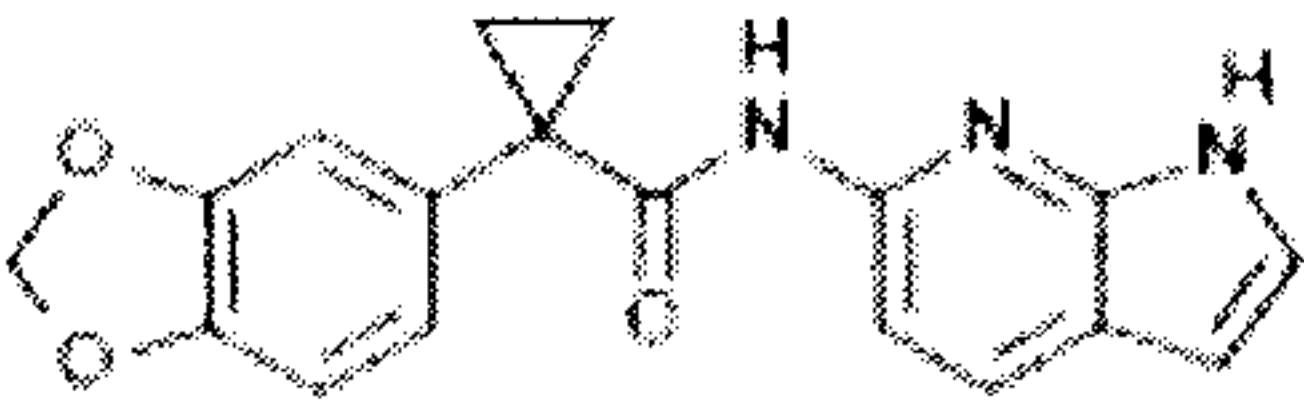
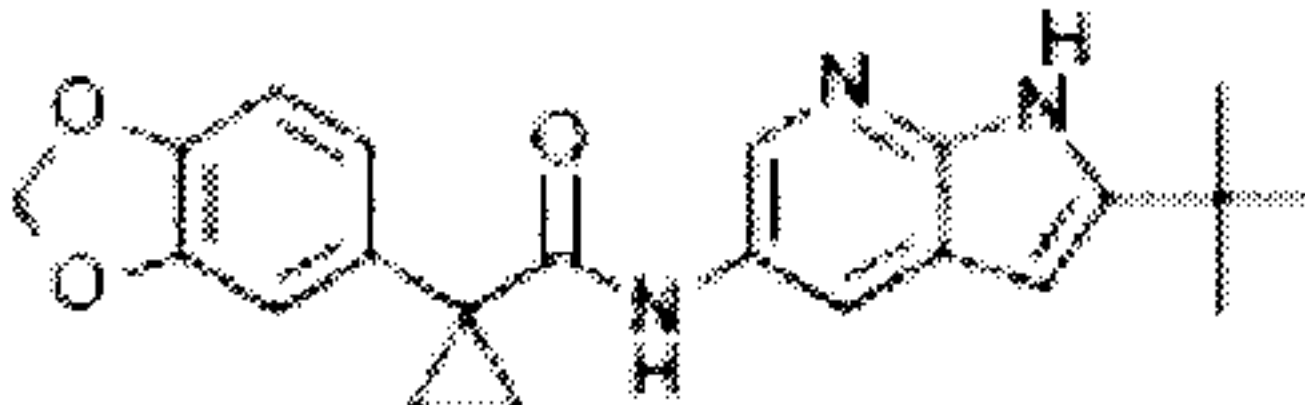
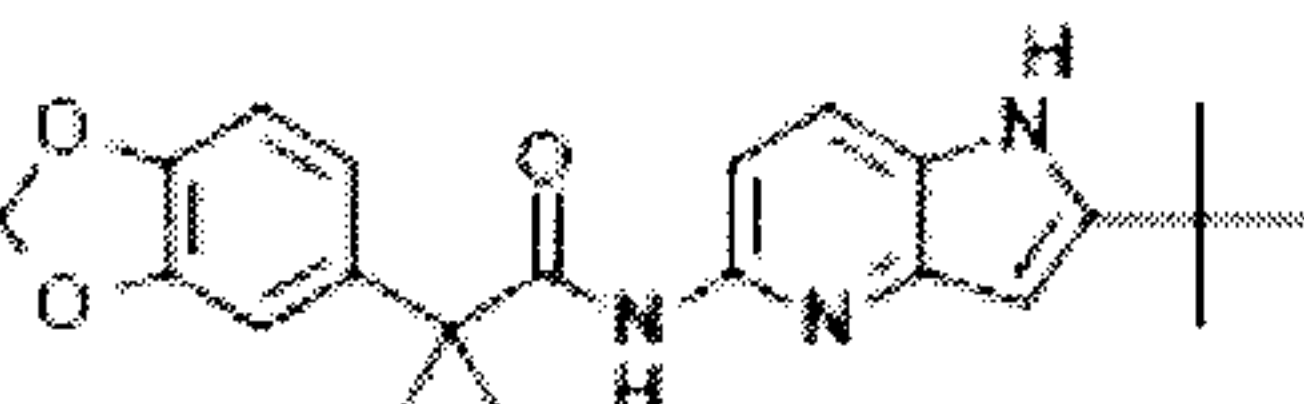
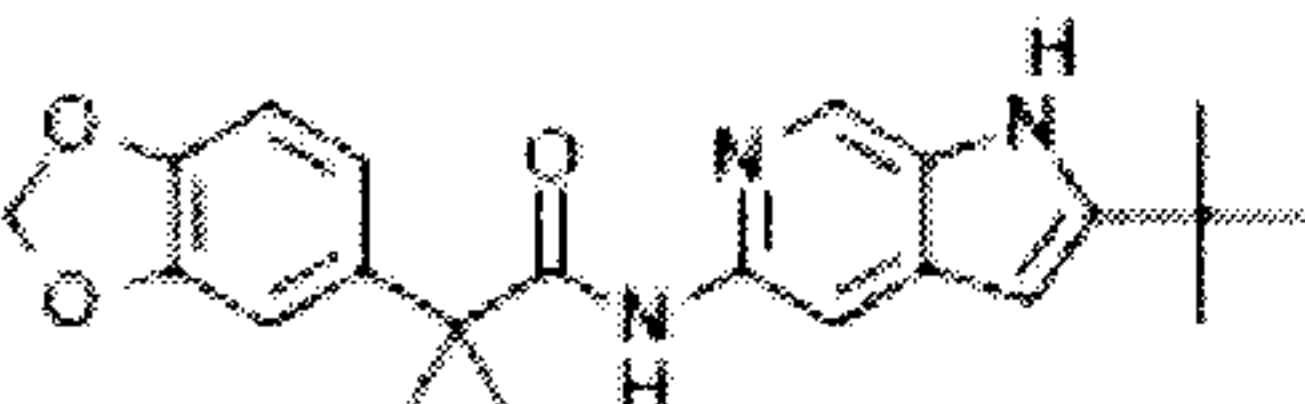
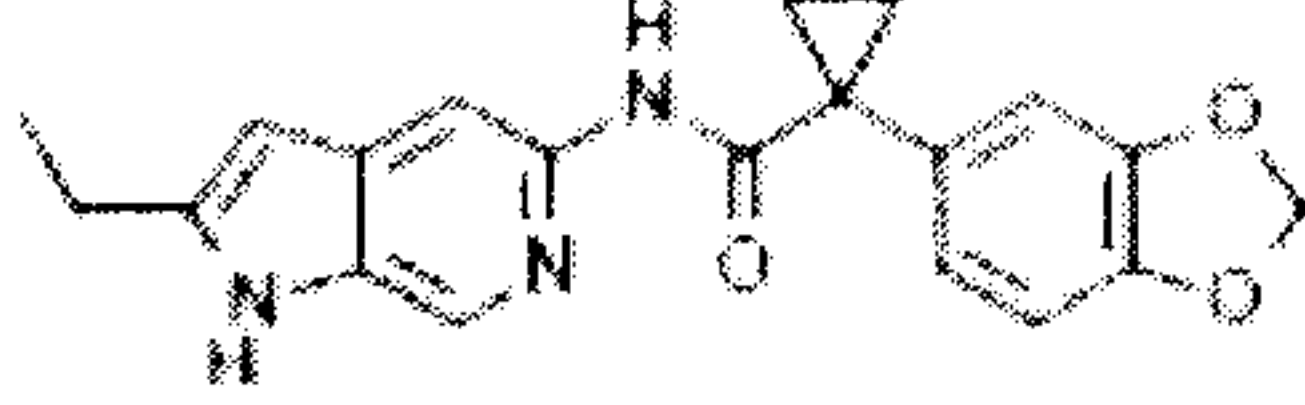
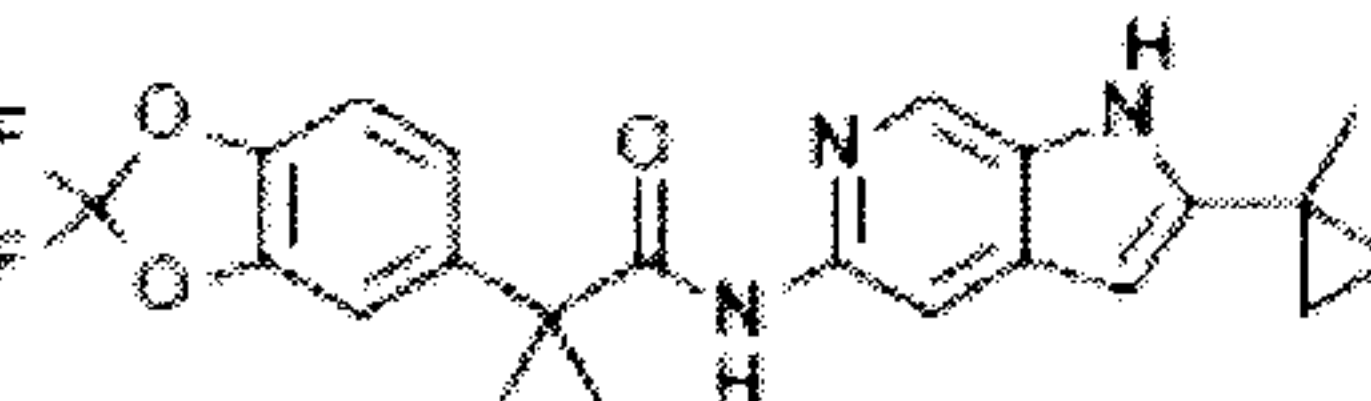
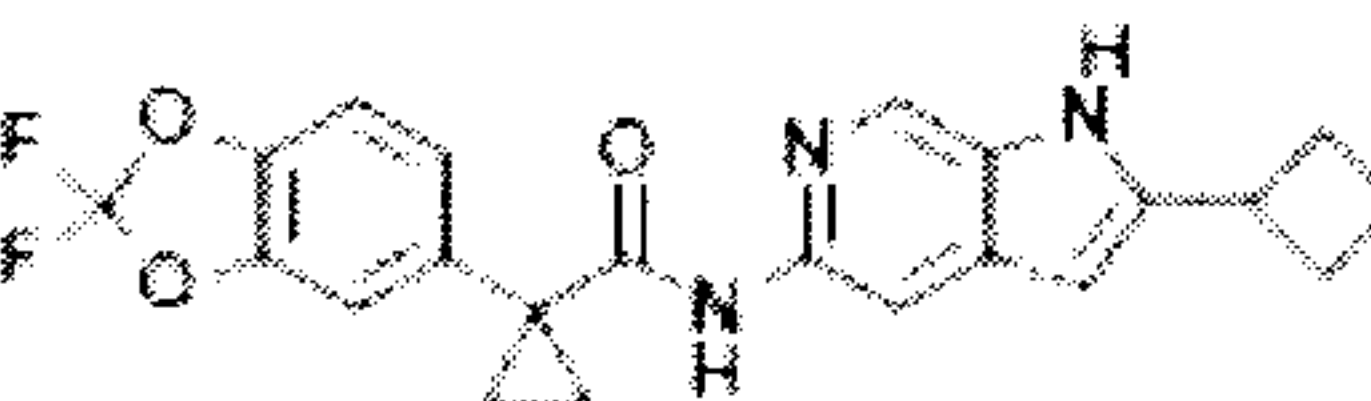
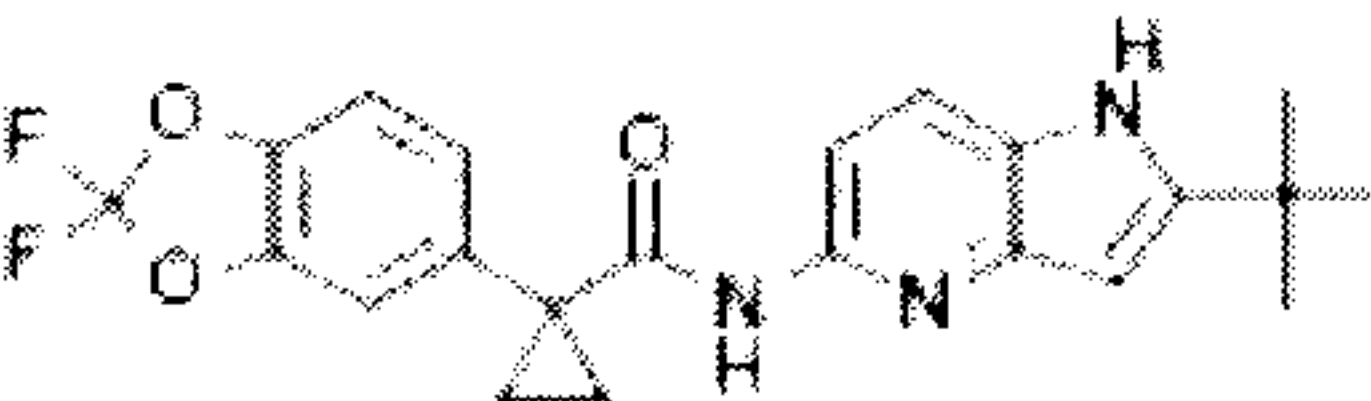
wherein  $R^X$ ,  $X$ ,  $x$ ,  $m$ ,  $R^N$ ,  $G_1$ ,  $G_2$ ,  $G_3$ , and  $G_4$  are defined in claim 9; and

each  $R^W$  is independently selected from the group consisting of  $R^1$ ,  $R^2$ , and  $R^3$ .

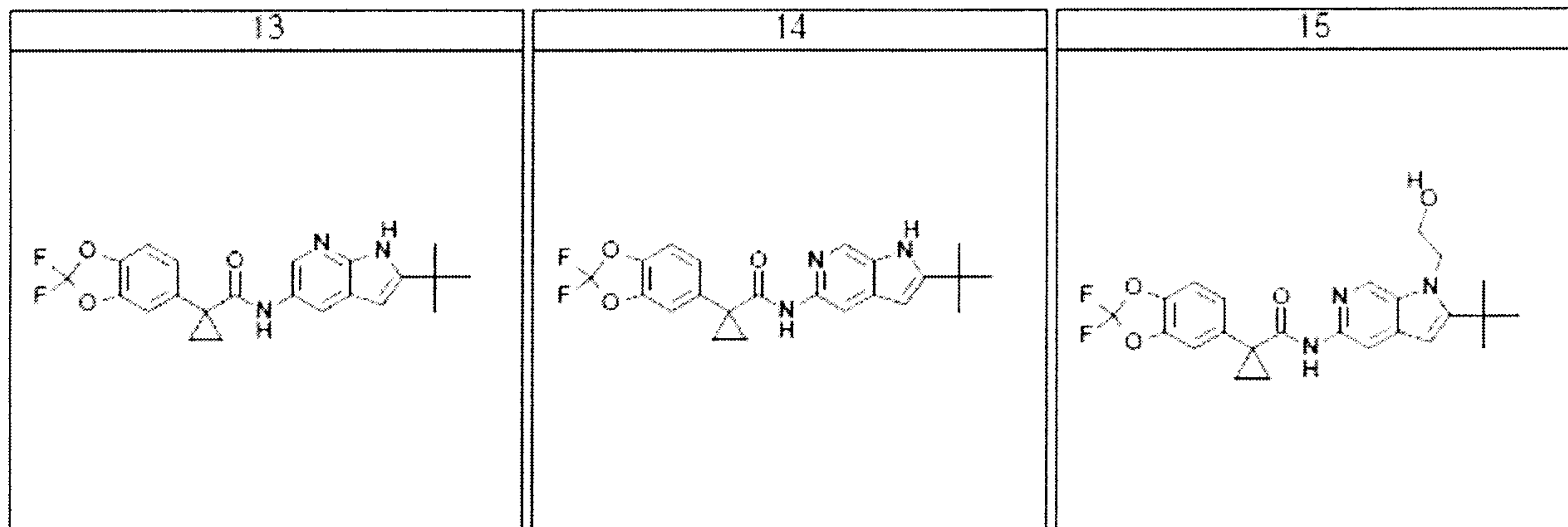
15 13. A compound which is:



56302-38

<p>I</p> 		
		<p>6</p> 
<p>7</p> 	<p>8</p> 	<p>9</p> 
<p>10</p> 	<p>11</p> 	<p>12</p> 

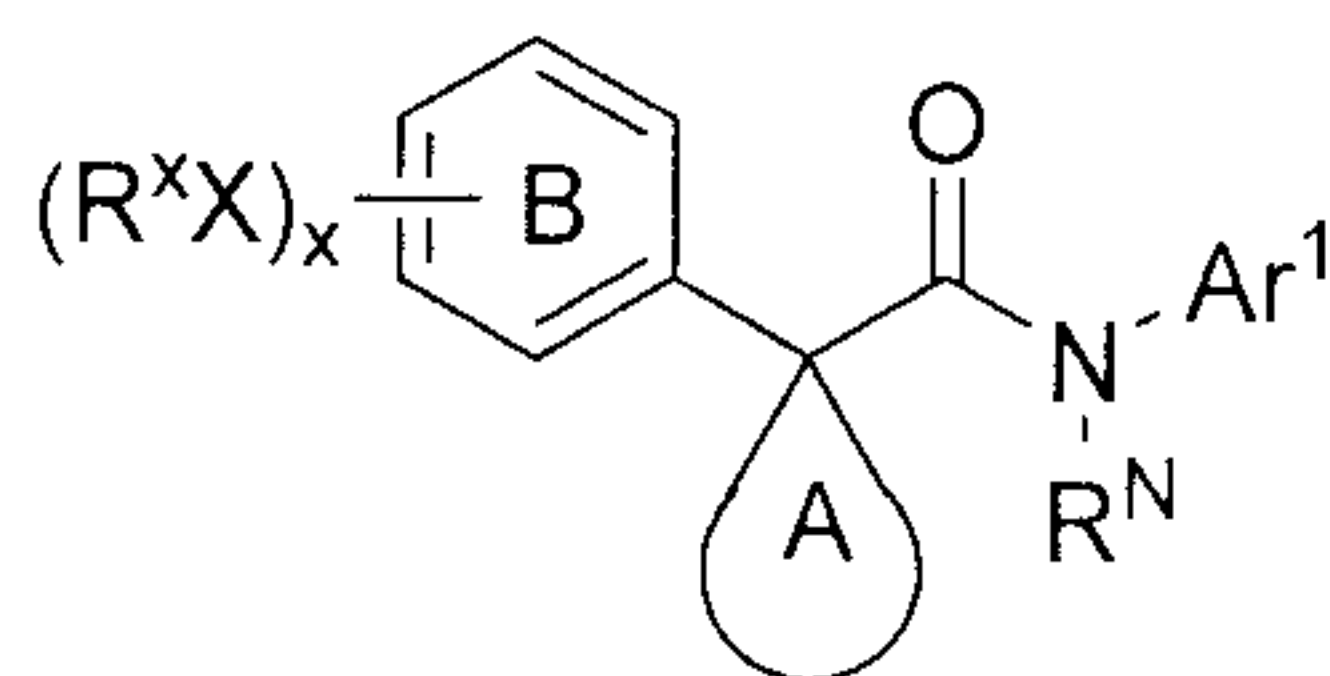
56302-38



14. A pharmaceutical composition comprising
- (i) a compound according to claim 9; and
  - (ii) a pharmaceutically acceptable carrier.
- 5 15. The composition of claim 14, further comprising an additional agent selected from the group consisting of a mucolytic agent, bronchodilator, an anti-biotic, an anti-infective agent, an anti-inflammatory agent, CFTR corrector, and a nutritional agent.
16. Use of a compound as defined in claim 9 for modulating ABC transporters in a membrane of a cell.
- 10 17. The use of claim 16, wherein the ABC transporter is CFTR.
18. A kit for use in measuring the activity of a ABC transporter or a fragment thereof in a biological sample *in vitro* or *in vivo*, comprising:
- (i) a first composition comprising a compound according to claim 9; and
  - (ii) instructions for:
    - 15 a) contacting the composition with the biological sample;
    - b) measuring activity of said ABC transporter or a fragment thereof.

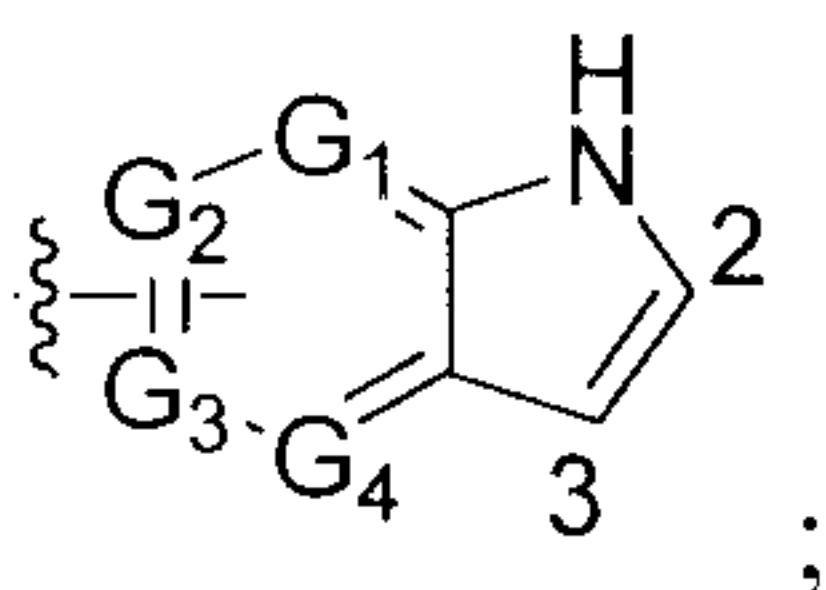
56302-38

19. Use of a compound of formula I for treating a condition, disease, or disorder in a patient implicated by ABC transporter activity, wherein the compound of formula I is:



I

5 Ar<sup>1</sup> is:



wherein

each of G<sub>1</sub>, G<sub>2</sub>, G<sub>3</sub>, and G<sub>4</sub> is independently selected from the group consisting of CH and nitrogen, wherein one of G<sub>1</sub>, G<sub>2</sub>, G<sub>3</sub>, and G<sub>4</sub> is nitrogen and the remainder of G<sub>1</sub>, G<sub>2</sub>, G<sub>3</sub>, and G<sub>4</sub> each is CH;

10 Ar<sup>1</sup> is attached to the N(R<sup>N</sup>) through G<sub>2</sub> or G<sub>3</sub>;

Ar<sup>1</sup> is optionally substituted with w occurrences of -WR<sup>w</sup>;

R<sup>N</sup> is H, R<sup>2</sup>, or R<sup>3</sup>;

15 ring A is 3-7 membered monocyclic ring having 0-3 heteroatoms selected from the group consisting of oxygen, sulfur, and nitrogen, wherein ring A is optionally substituted with q occurrences of -Q-R<sup>q</sup>;

ring B is optionally fused to a 5-7 membered ring selected from the group consisting of cycloaliphatic, aryl, heterocyclic, and heteroaryl, wherein ring B, together with said optionally fused ring, is optionally substituted with x occurrences of -XR<sup>x</sup>;

56302-38

Q, W, or X is independently a bond or is independently an optionally substituted (C1-C6) alkylidene chain wherein up to two methylene units of Q, W, or X are optionally and independently replaced by -CO-, -CS-, -COCO-, -CONR'-, -CONR'NR', -CO<sub>2</sub>-, -OCO-, -NR'CO<sub>2</sub>-, -O-, -NR'CONR'-, -OCONR'-, -NR'NR', -NR'NR'CO-, -NR'CO-,  
 5 -S-, -SO-, -SO<sub>2</sub>-, -NR'-, -SO<sub>2</sub>NR'-, NR'SO<sub>2</sub>-, or -NR'SO<sub>2</sub>NR'-;

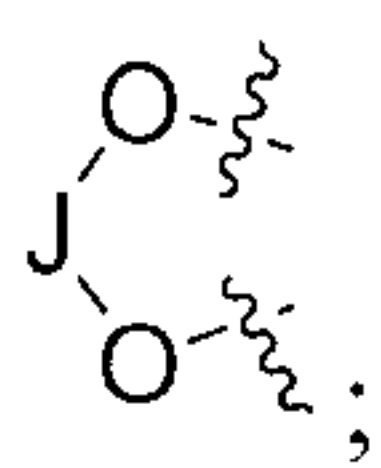
each R<sup>Q</sup>, R<sup>W</sup>, and R<sup>X</sup> is independently R<sup>1</sup>, R<sup>2</sup>, R<sup>3</sup>, R<sup>4</sup>, or R<sup>5</sup>;

R' is independently R<sup>2</sup>, R<sup>3</sup>, or R<sup>6</sup>;

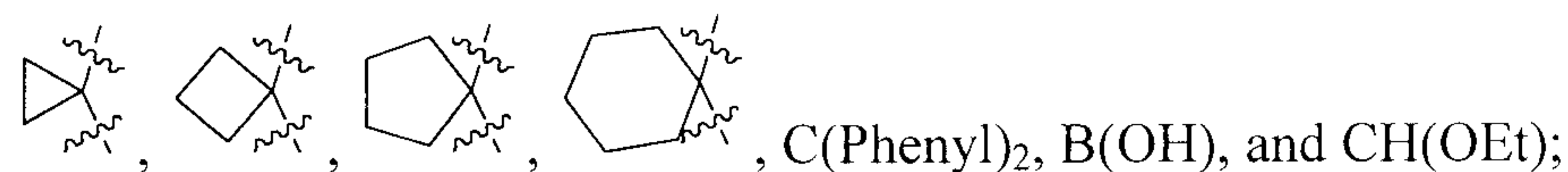
R<sup>1</sup> is oxo, =NN(R<sup>6</sup>)<sub>2</sub>, =NN(R<sup>7</sup>)<sub>2</sub>, =NN(R<sup>6</sup>R<sup>7</sup>), R<sup>6</sup>, or ((C1-C4)aliphatic)<sub>n</sub>-Y;

wherein n is 0 or 1; and

10 Y is halo, CN, NO<sub>2</sub>, CF<sub>3</sub>, OCF<sub>3</sub>, OH, SR<sup>6</sup>, S(O)R<sup>6</sup>, SO<sub>2</sub>R<sup>6</sup>, NH<sub>2</sub>, NHR<sup>6</sup>, N(R<sup>6</sup>)<sub>2</sub>, NR<sup>6</sup>R<sup>8</sup>, COOH, COOR<sup>6</sup>, or OR<sup>6</sup>; or

two R<sup>1</sup> on adjacent atoms, taken together, form ;

wherein J is selected from the group consisting of CH<sub>2</sub>, CF<sub>2</sub>, C(CH<sub>3</sub>)<sub>2</sub>, C(O),



15 R<sup>2</sup> is aliphatic, wherein each R<sup>2</sup> is optionally substituted with up to 2 substituents independently selected from the group consisting of R<sup>1</sup>, R<sup>4</sup>, and R<sup>5</sup>;

R<sup>3</sup> is a cycloaliphatic, aryl, heterocyclic, or heteroaryl ring, wherein R<sup>3</sup> is optionally substituted with up to 3 substituents, independently selected from the group consisting of R<sup>1</sup>, R<sup>2</sup>, R<sup>4</sup>, and R<sup>5</sup>;

20 R<sup>4</sup> is OR<sup>5</sup>, OR<sup>6</sup>, OC(O)R<sup>6</sup>, OC(O)R<sup>5</sup>, OC(O)OR<sup>6</sup>, OC(O)OR<sup>5</sup>, OC(O)N(R<sup>6</sup>)<sub>2</sub>, OC(O)N(R<sup>5</sup>)<sub>2</sub>, OC(O)N(R<sup>6</sup>R<sup>5</sup>), SR<sup>6</sup>, SR<sup>5</sup>, S(O)R<sup>6</sup>, S(O)R<sup>5</sup>, SO<sub>2</sub>R<sup>6</sup>, SO<sub>2</sub>R<sup>5</sup>, SO<sub>2</sub>N(R<sup>6</sup>)<sub>2</sub>, SO<sub>2</sub>N(R<sup>5</sup>)<sub>2</sub>, SO<sub>2</sub>NR<sup>5</sup>R<sup>6</sup>, SO<sub>3</sub>R<sup>6</sup>, SO<sub>3</sub>R<sup>5</sup>, C(O)R<sup>5</sup>, C(O)OR<sup>5</sup>, C(O)R<sup>6</sup>, C(O)OR<sup>6</sup>, C(O)N(R<sup>6</sup>)<sub>2</sub>,

56302-38

$C(O)N(R^5)_2$ ,  $C(O)N(R^5R^6)$ ,  $C(O)N(OR^6)R^6$ ,  $C(O)N(OR^5)R^6$ ,  $C(O)N(OR^6)R^5$ ,  $C(O)N(OR^5)R^5$ ,  
 $C(NOR^6)R^6$ ,  $C(NOR^6)R^5$ ,  $C(NOR^5)R^6$ ,  $C(NOR^5)R^5$ ,  $N(R^6)_2$ ,  $N(R^5)_2$ ,  $N(R^5R^6)$ ,  $NR^5C(O)R^5$ ,  
 $NR^6C(O)R^6$ ,  $NR^6C(O)R^5$ ,  $NR^5C(O)R^6$ ,  $NR^6C(O)OR^6$ ,  $NR^5C(O)OR^6$ ,  $NR^6C(O)OR^5$ ,  
 $NR^5C(O)OR^5$ ,  $NR^6C(O)N(R^6)_2$ ,  $NR^6C(O)NR^5R^6$ ,  $NR^6C(O)N(R^5)_2$ ,  $NR^5C(O)N(R^6)_2$ ,  
5  $NR^5C(O)NR^5R^6$ ,  $NR^5C(O)N(R^5)_2$ ,  $NR^6SO_2R^6$ ,  $NR^6SO_2R^5$ ,  $NR^5SO_2R^6$ ,  $NR^5SO_2R^5$ ,  
 $NR^6SO_2N(R^6)_2$ ,  $NR^6SO_2NR^5R^6$ ,  $NR^6SO_2N(R^5)_2$ ,  $NR^5SO_2NR^5R^6$ ,  $NR^5SO_2N(R^5)_2$ ,  $N(OR^6)R^6$ ,  
 $N(OR^6)R^5$ ,  $N(OR^5)R^5$ , or  $N(OR^5)R^6$ ;

$R^5$  is a cycloaliphatic, aryl, heterocyclic, or heteroaryl ring, wherein  $R^5$  is optionally substituted with up to 3  $R^1$ ;

10  $R^6$  is H or aliphatic, wherein  $R^6$  is optionally substituted with a  $R^7$ ;

$R^7$  is a cycloaliphatic, aryl, heterocyclic, or heteroaryl ring, and each  $R^7$  is optionally substituted up to 2 substituents independently selected from the group consisting of H, (C1-C6)-straight or branched alkyl, (C2-C6) straight or branched alkenyl or alkynyl, 1,2-methylenedioxy, 1,2-ethylenedioxy, and  $(CH_2)_n-Z$ ;

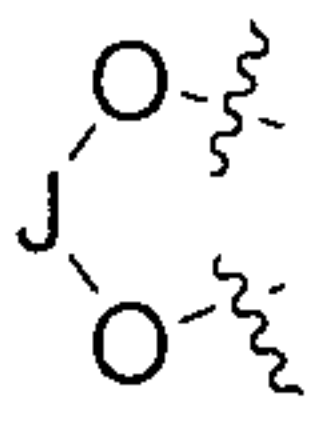
15 Z is selected from the group consisting of halo, CN,  $NO_2$ ,  $CF_3$ ,  $OCF_3$ , OH, S-aliphatic, S(O)-aliphatic,  $SO_2$ -aliphatic,  $NH_2$ , NH-aliphatic,  $N(\text{aliphatic})_2$ ,  $N(\text{aliphatic})R^8$ ,  $NHR^8$ , COOH, C(O)O(-aliphatic), and O-aliphatic;

$R^8$  is an amino protecting group;

w is 0 to 5; and

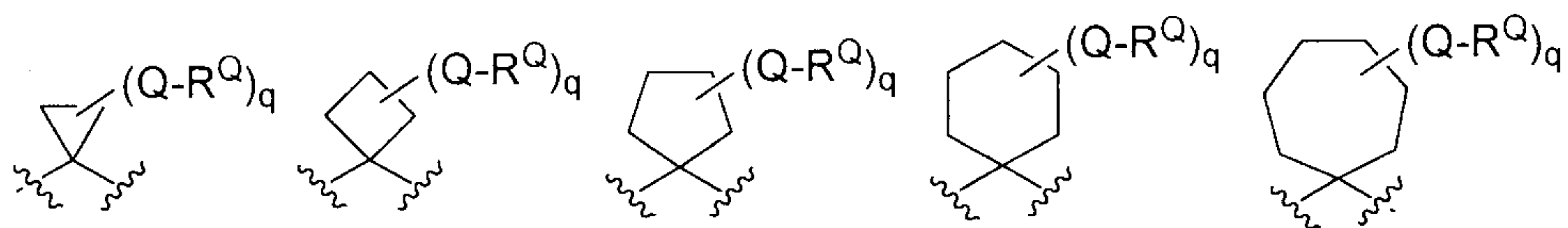
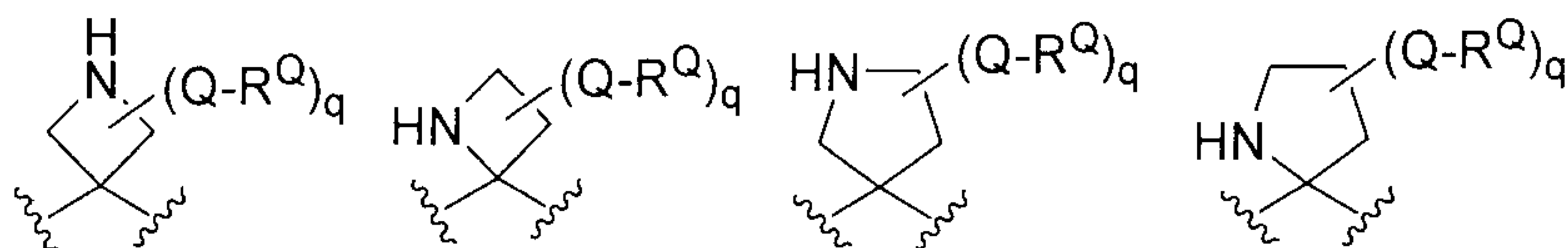
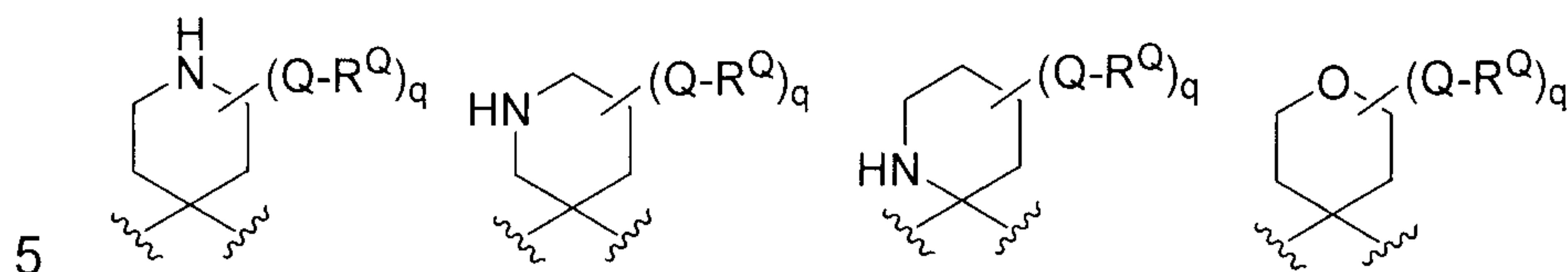
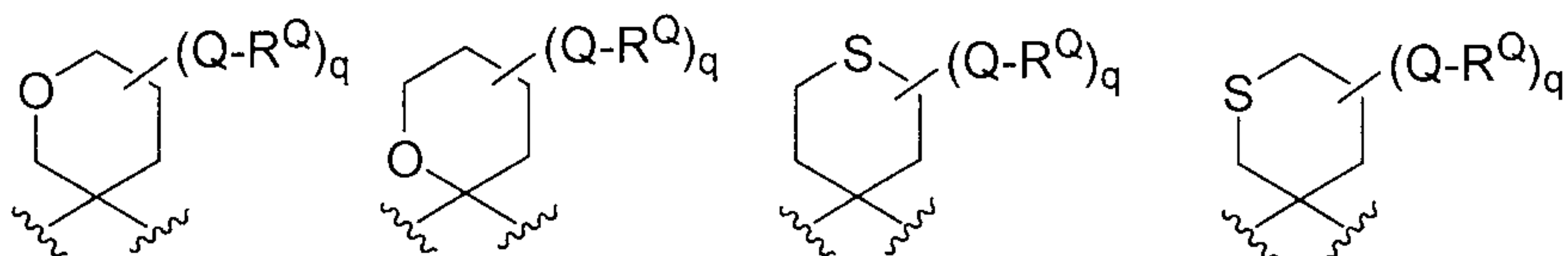
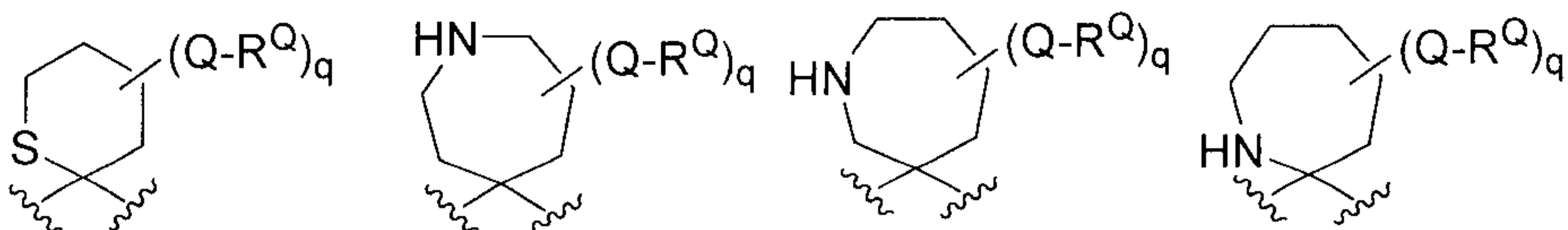
20 each of x and q is independently 0-5.

20. The use according to claim 19, wherein  $R^X$  is  $R^1$ ,  $R^2$  or  $R^3$ , or two  $R^X$  are two

adjacent  $R^1$  taken together to form  wherein J is  $-CH_2-$  or  $-CF_2-$ .

21. The use according to claim 19, wherein ring A is selected from the group consisting of:

56302-38

**a****b****c****d****e****e****f****g****h****i****j****k****l****m****n****o****p**

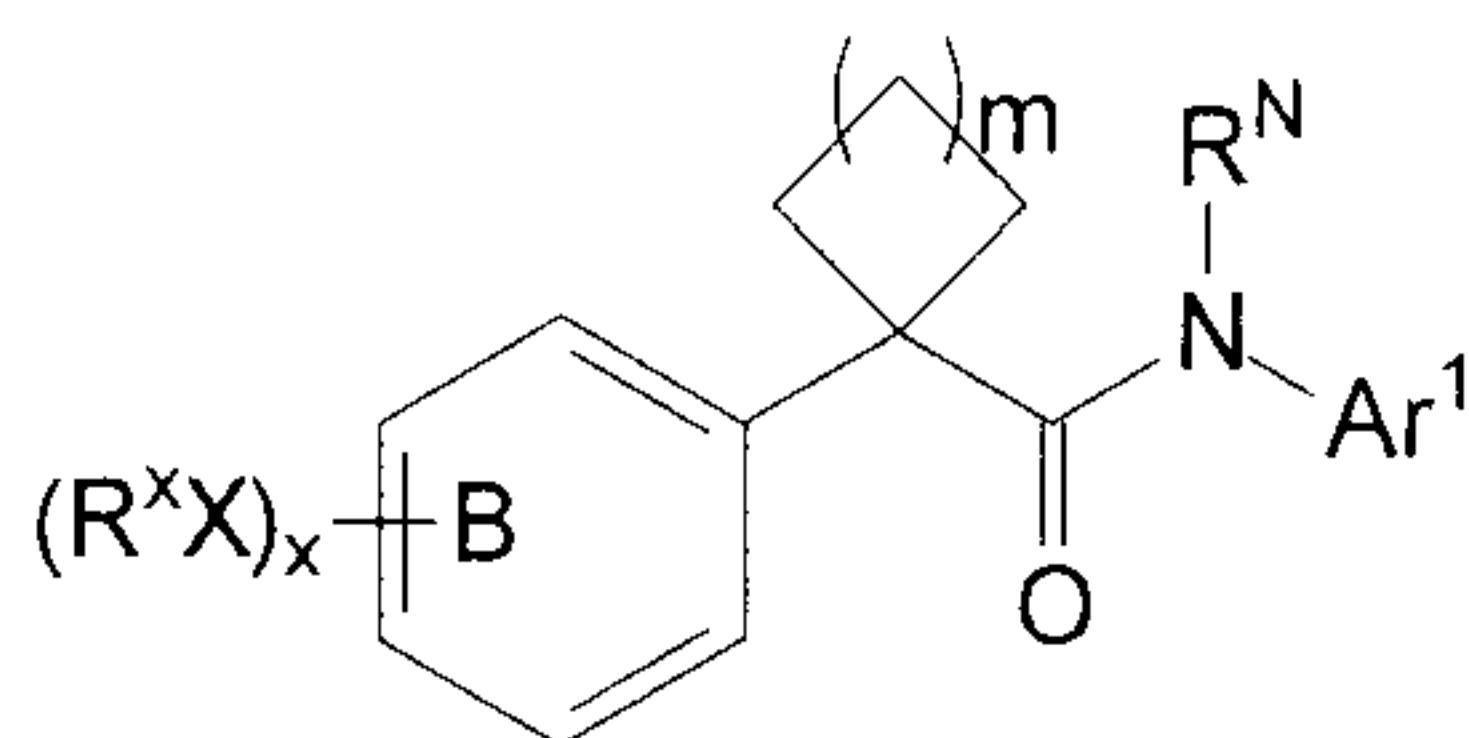
10

**q****r****s**

and

**t**

22.

The use according to claim 19, wherein said compound has formula **II**:**II**

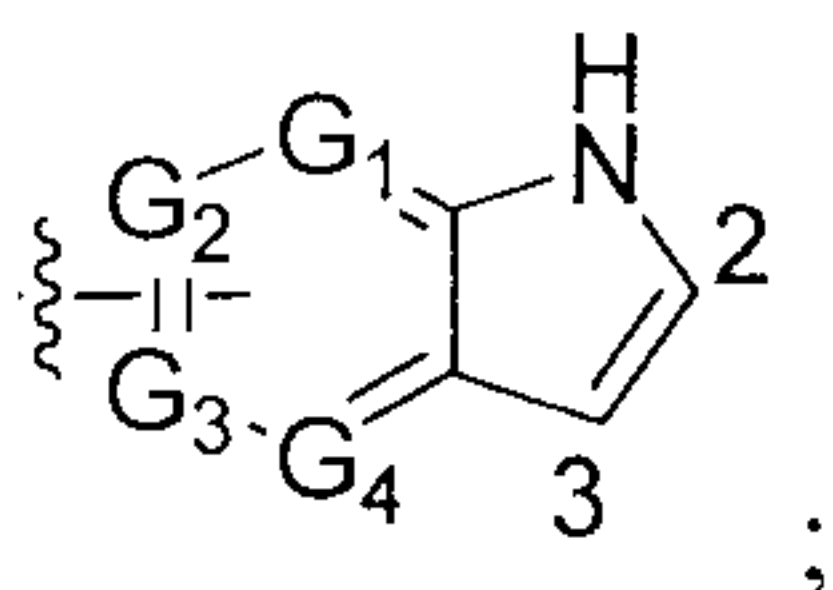
56302-38

wherein:

$R^x$ ,  $X$ ,  $x$ ,  $R^N$ ,  $G_1$ ,  $G_2$ ,  $G_3$ , and  $G_4$  are defined above;

$m$  is 0 to 4;

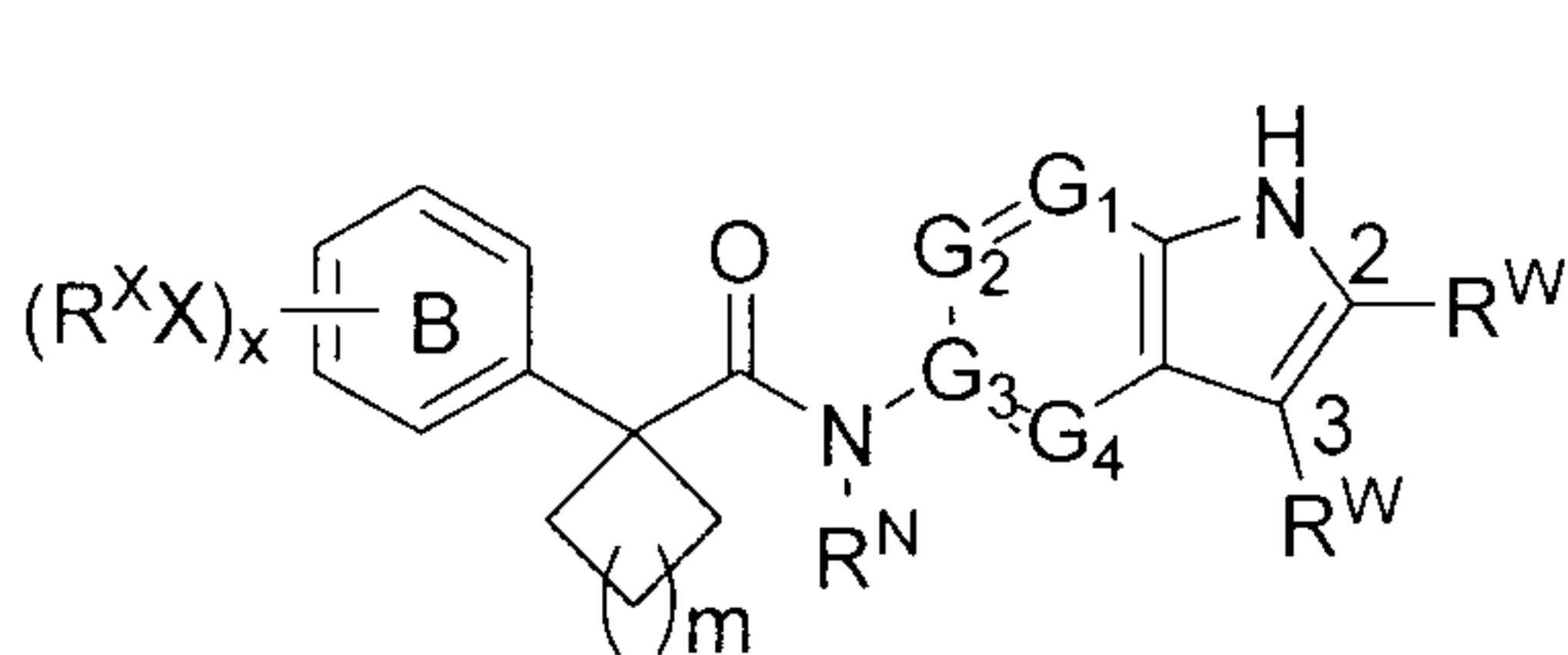
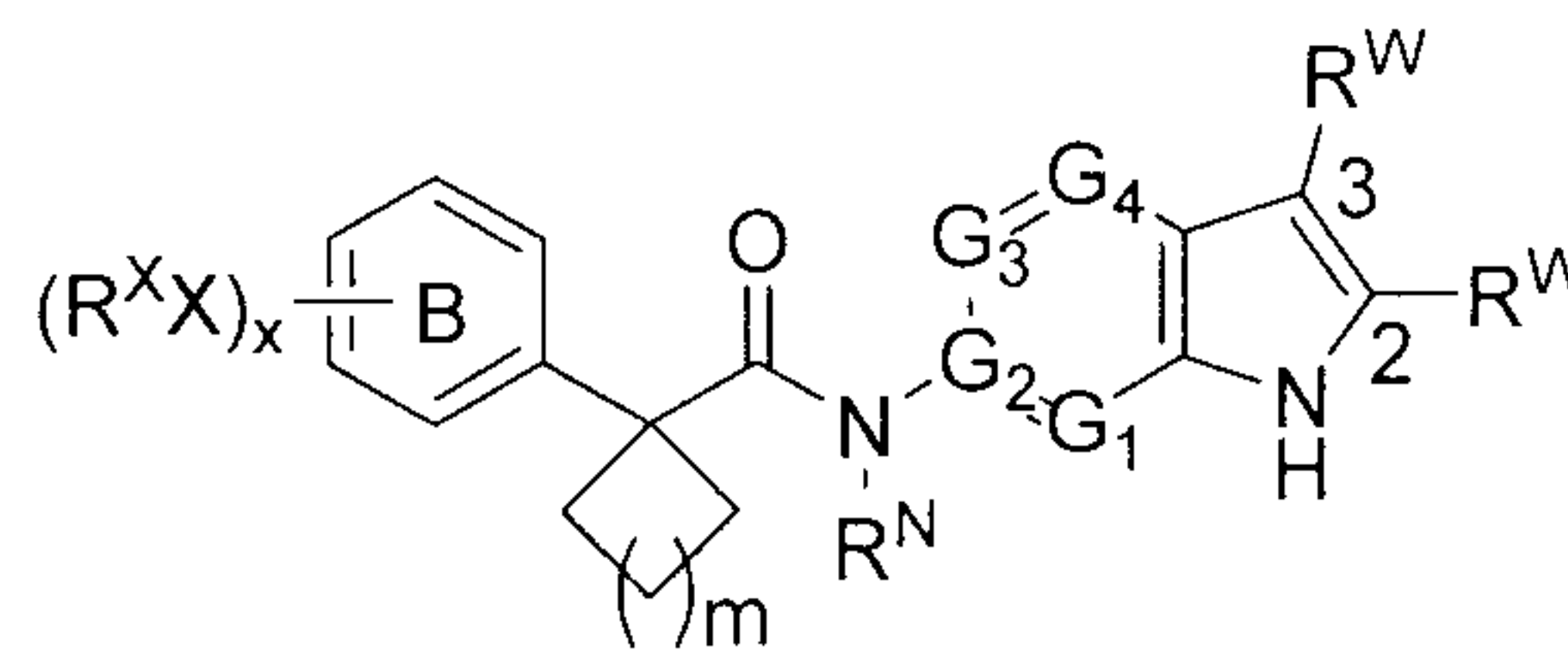
$Ar^1$  is:



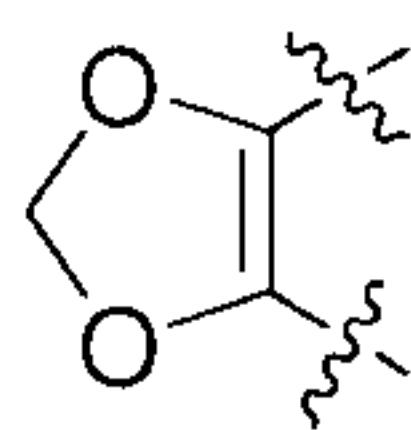
wherein  $Ar^1$  is attached to the  $N(R^N)$  through  $G_2$  or  $G_3$ ; and

$Ar^1$  is optionally substituted with up to 3  $R^W$  substituents, wherein each  $R^W$  is independently selected from the group consisting of  $R^1$ ,  $R^2$ ,  $R^3$ ,  $R^4$ , and  $R^5$ .

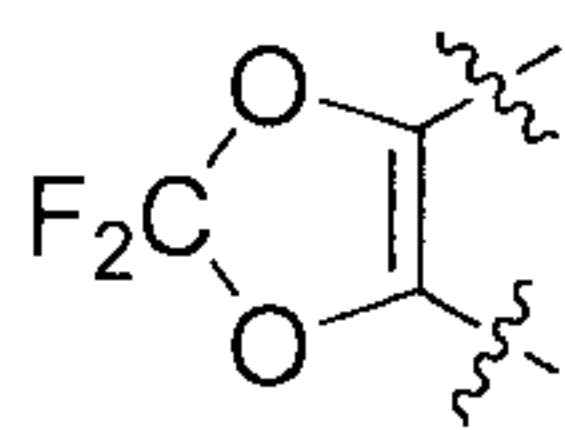
23. The use according to claim 19, wherein said compound has formula **IIIA**, or  
10 formula **IIIB**:

**IIIA****IIIB.**

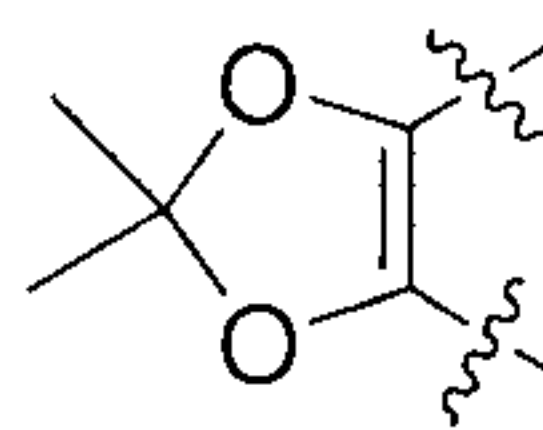
24. The use according to claim 19, wherein said ring fused to ring B is:



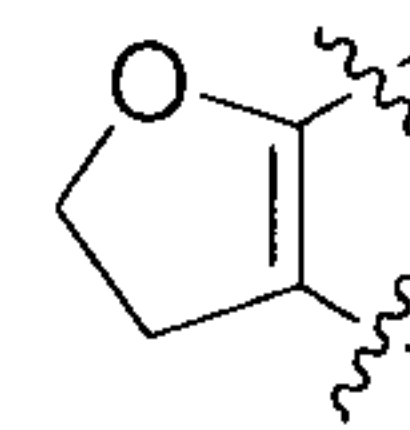
i,



ii,

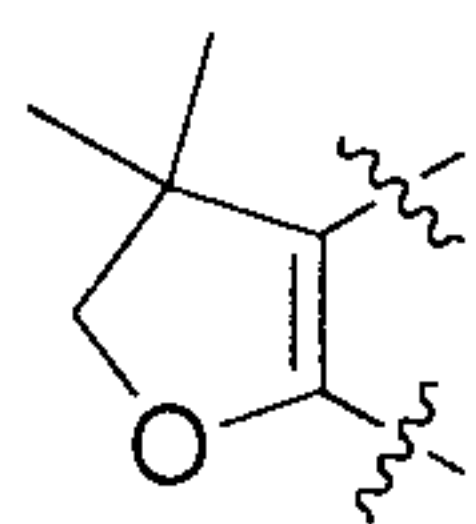


iii,

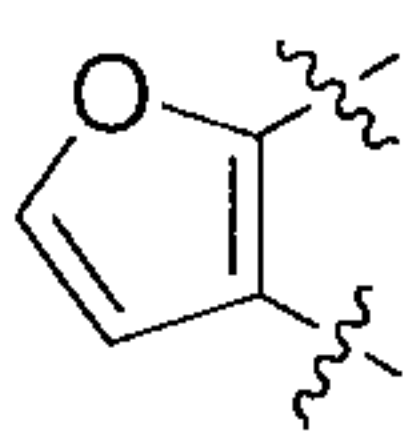


iv,

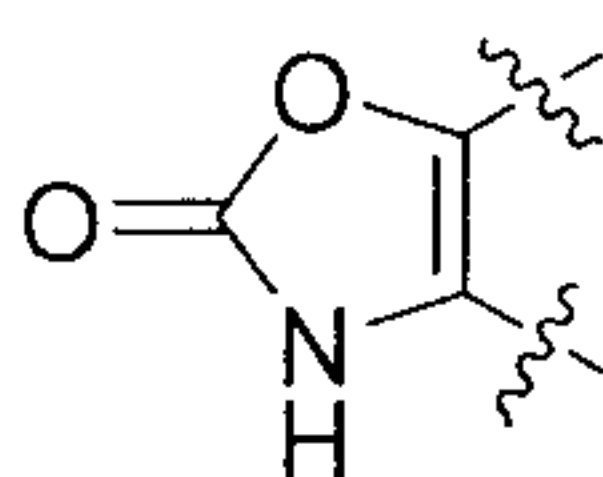
56302-38



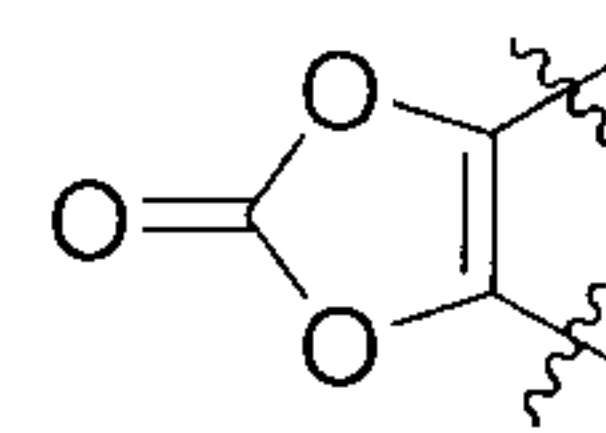
v,



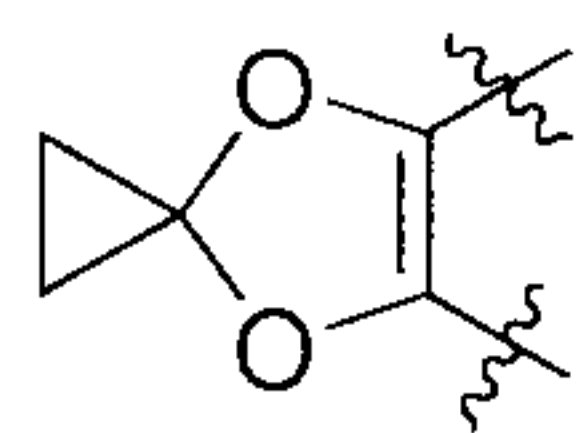
vi,



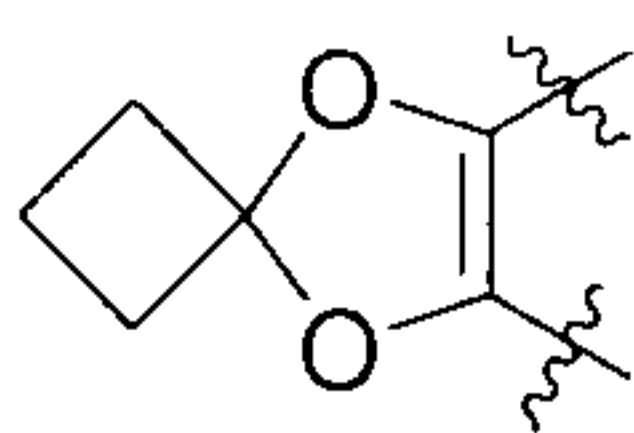
vii,



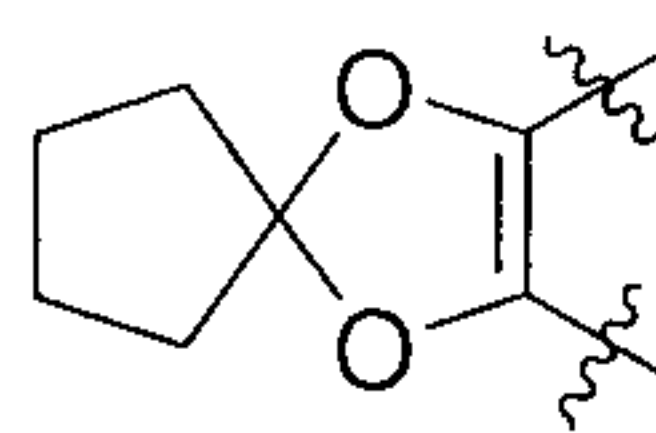
viii,



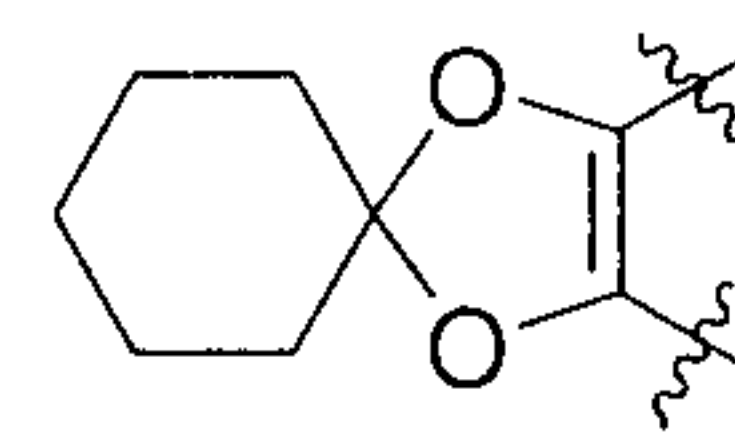
ix,



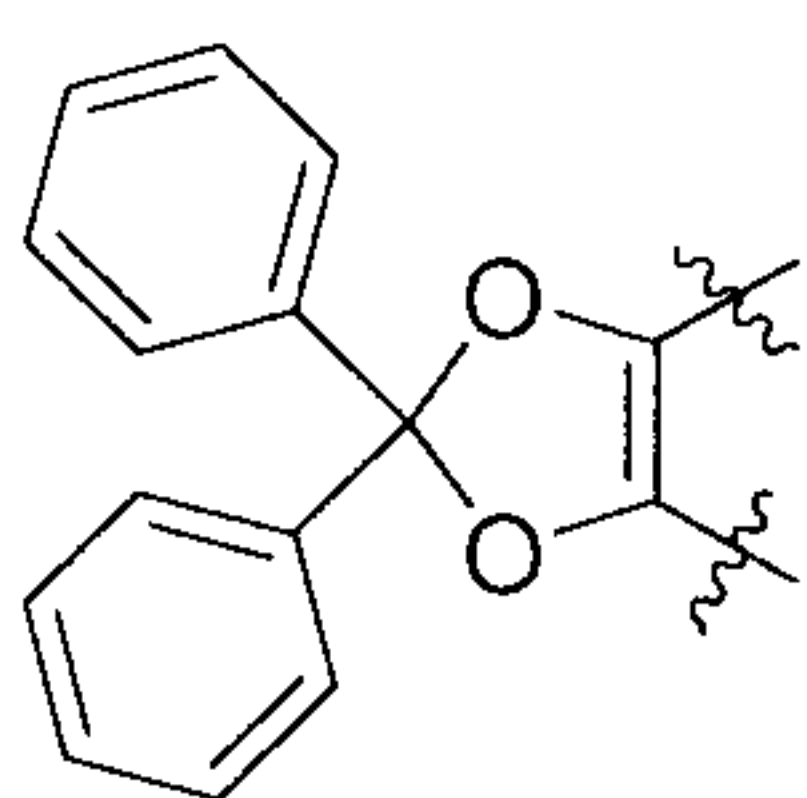
x,



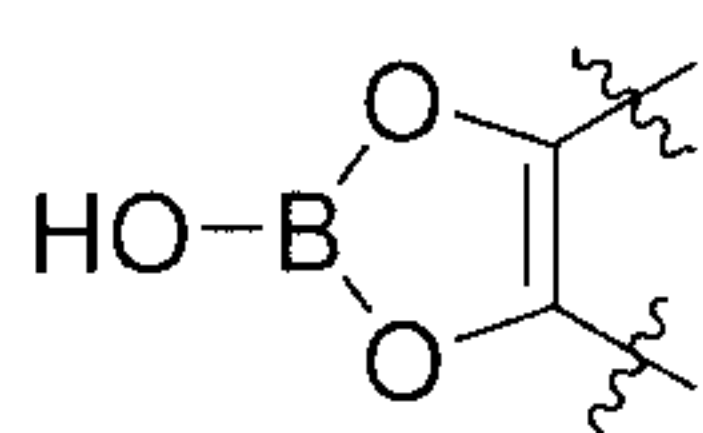
xi,



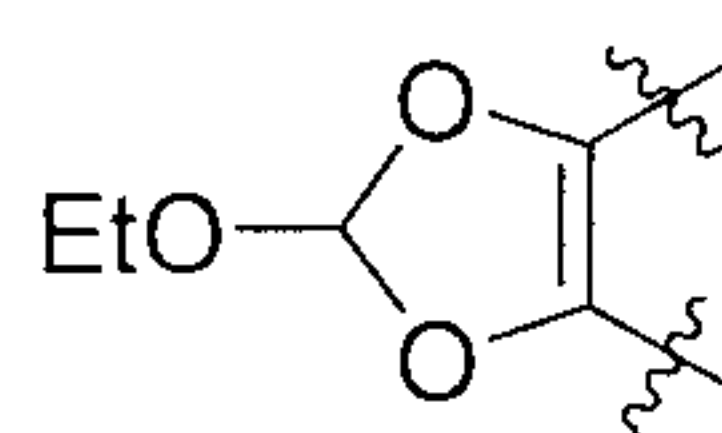
xii,



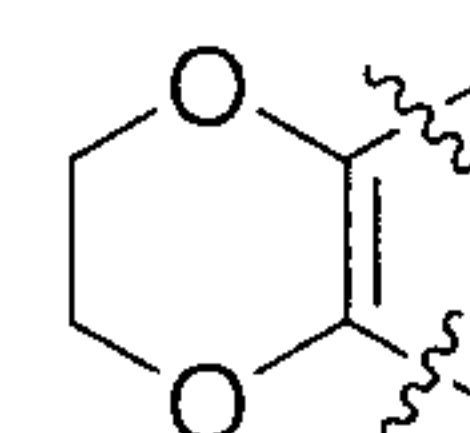
xiii,



xiv,

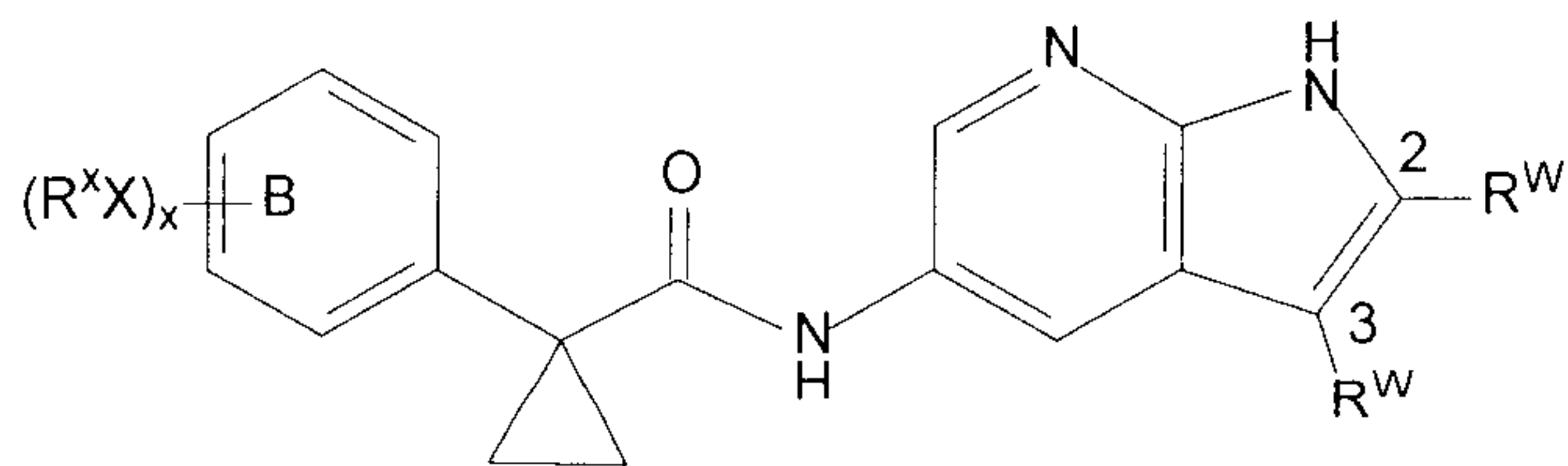
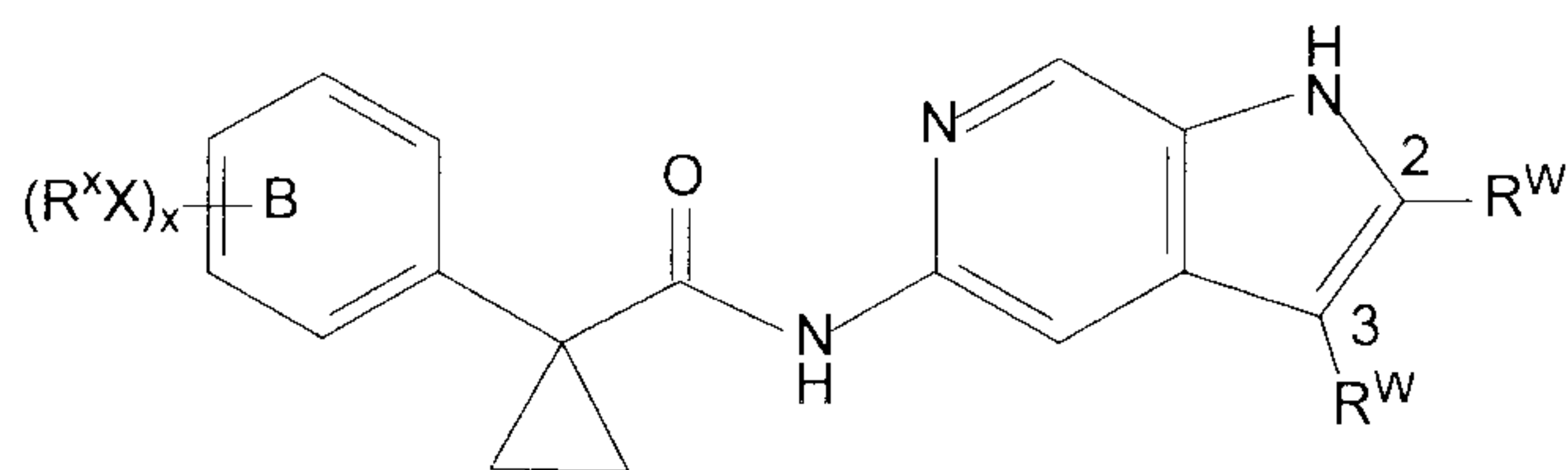


xv,



or xvi.

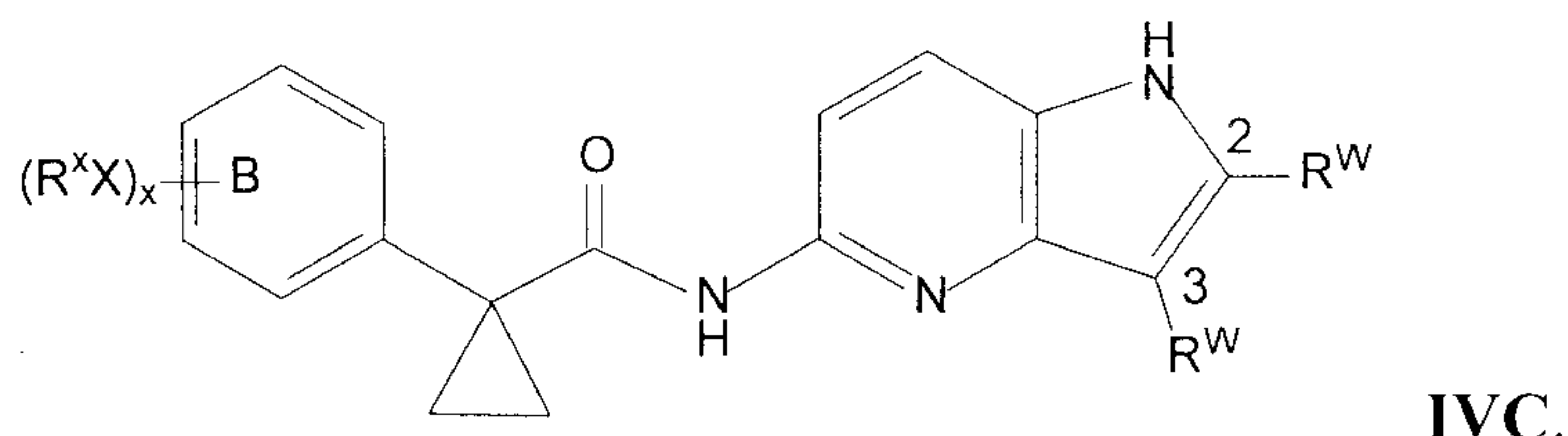
25. The use according to claim 19, wherein said compound has formula **IVA**, formula **IVB**, or formula **IVC**:

**IVA,****IVB, or**

5

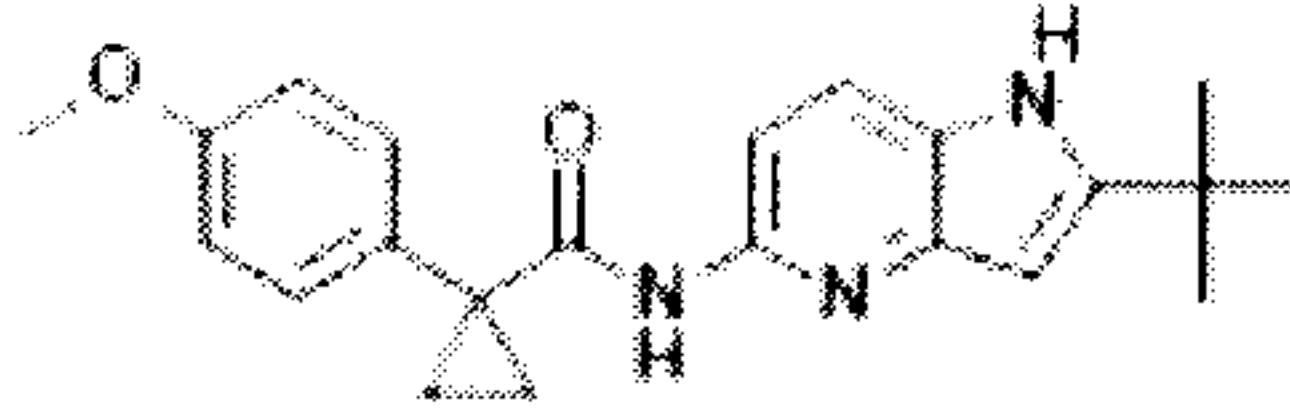
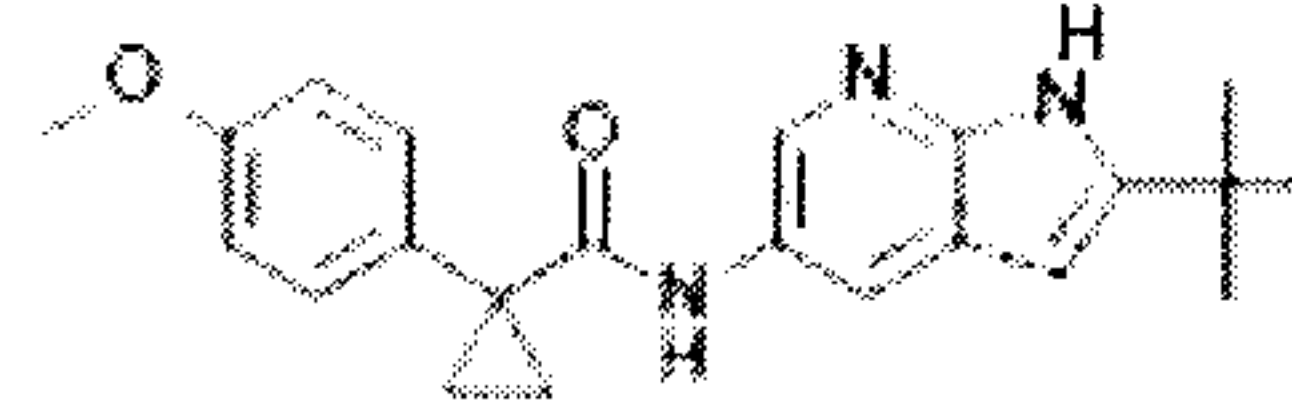


56302-38



26. The use according to claim 19, wherein said ABC transporter is CFTR.
27. The use according to claim 19, wherein said condition, disease, or disorder is selected from cystic fibrosis, hereditary emphysema, hereditary hemochromatosis, a  
 5 coagulation-fibrinolysis deficiency, protein C deficiency, Type 1 hereditary angioedema, a lipid processing deficiency, familial hypercholesterolemia, Type 1 chylomicronemia, abetalipoproteinemia, lysosomal storage diseases, I-cell disease/pseudo-Hurler, mucopolysaccharidoses, Sandhof/Tay-Sachs, Crigler-Najjar type II, polyendocrinopathy/hyperinsulemia, diabetes mellitus, laron dwarfism, myleoperoxidase  
 10 deficiency, primary hypoparathyroidism, melanoma, glycanosis CDG type 1, hereditary emphysema, congenital hyperthyroidism, osteogenesis imperfecta, hereditary hypofibrinogenemia, ACT deficiency, diabetes insipidus (di), neurophyseal di, neprogenic DI, Charcot-Marie Tooth syndrome, Perlizaeus-Merzbacher disease, a neurodegenerative disease, Alzheimer's disease, Parkinson's disease, amyotrophic lateral sclerosis, progressive  
 15 supranuclear plasy, Pick's disease, a polyglutamine neurological disorder, Huntington, spinocerebullar ataxia type I, spinal or bulbar muscular atrophy, dentatorubal pallidoluyasian, myotonic dystrophy, a spongiform encephalopathy, hereditary Creutzfeldt-Jakob disease, Fabry disease, Straussler-Scheinker syndrome, COPD, dry-eye disease, or Sjögren's disease.
28. A compound which is:

56302-38

	2	3
		
	5	
	