



US00D424294S

United States Patent [19]
Lundyn

[11] **Patent Number: Des. 424,294**

[45] **Date of Patent: ** May 9, 2000**

[54] **COMBINED FISHERMAN'S BELT AND ACCESSORIES**

4,957,231	9/1990	Kalisher	224/673
5,337,511	8/1994	Ashbaugh	43/57.1
5,470,001	11/1995	Knochan	224/583
5,931,363	8/1999	Ammons, Jr.	224/223 X

[76] Inventor: **Bozant Shaan Lundyn**, 219 Berriman, Brooklyn, N.Y. 10028

[**] Term: **14 Years**

Primary Examiner—Louis Zarfaz
Assistant Examiner—Catherine R Oliver
Attorney, Agent, or Firm—Goldstein & Canino

[21] Appl. No.: **29/105,649**

[57] **CLAIM**

[22] Filed: **May 28, 1999**

The ornamental design for a combined fisherman's belt and accessories, as shown and described.

[51] **LOC (7) Cl.** **03-01**

[52] **U.S. Cl.** **D3/226; D3/229**

[58] **Field of Search** D3/226, 221, 224, D3/215, 228, 229; 224/223, 235, 575, 602, 664, 683, 920, 673, 583, 240; 43/57.1

DESCRIPTION

[56] **References Cited**

U.S. PATENT DOCUMENTS

D. 193,166	7/1962	Hengst	D3/221
D. 371,456	7/1996	Champlin et al.	D3/224
2,817,472	12/1957	Parkhurst	224/920
2,996,227	8/1961	Andrew	224/920
4,383,385	5/1983	Myers	43/57.1

FIG. 1 is a perspective view of a combined fisherman's belt and accessories.

FIG. 2 is a front elevational view thereof.

FIG. 3 is a rear elevational view thereof.

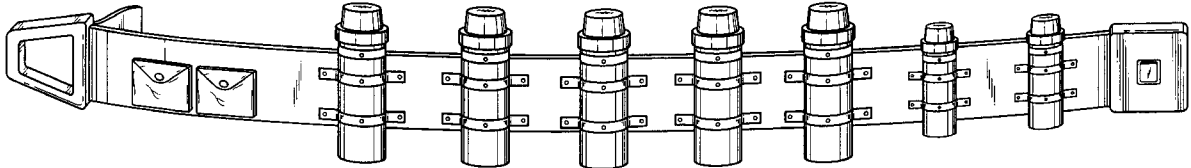
FIG. 4 is a top plan view thereof.

FIG. 5 is a bottom plan view thereof.

FIG. 6 is a right side elevational view of the combined fisherman's belt and accessories; and,

FIG. 7 is a left side elevational view thereof.

1 Claim, 2 Drawing Sheets



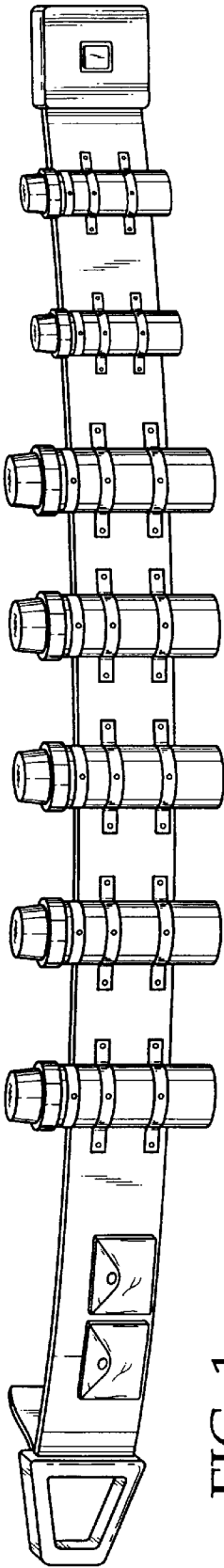


FIG. 1

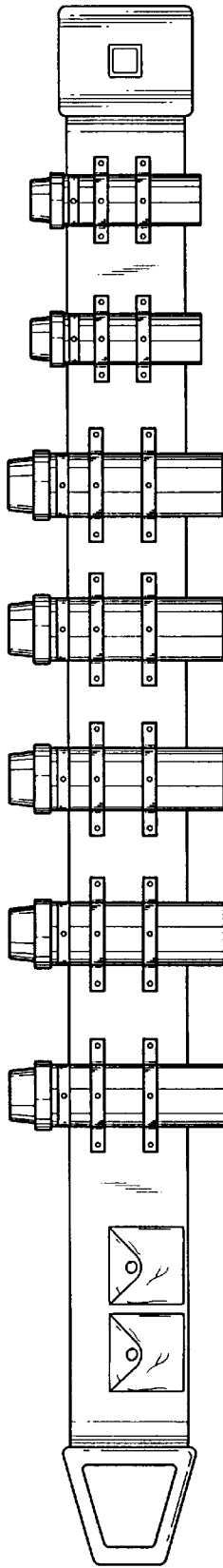


FIG. 2

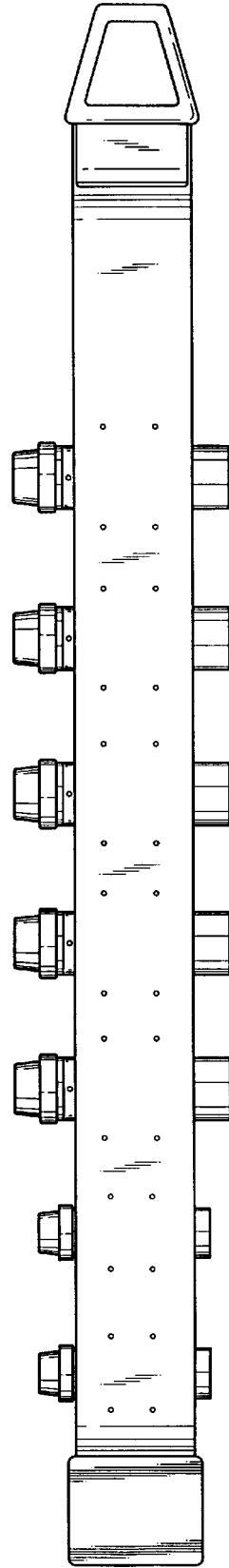


FIG. 3

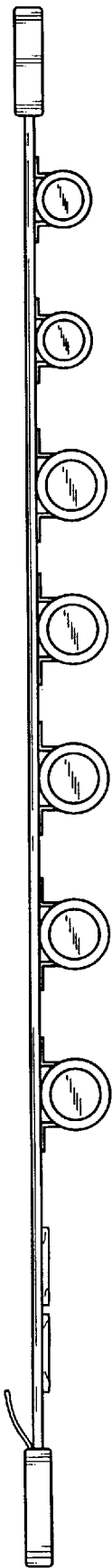


FIG. 4

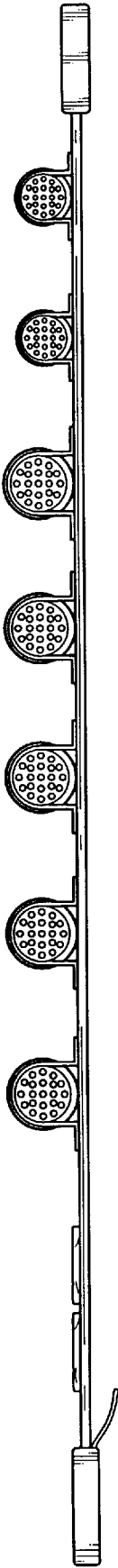


FIG. 5

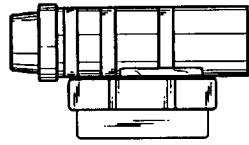


FIG. 7

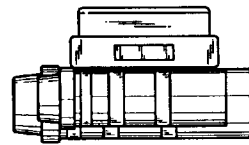


FIG. 6