

US00D384296S

United States Patent [19] Giardiello

[11] Patent Number: **Des. 384,296**
[45] Date of Patent: ****Sep. 30, 1997**

[54] **WATCH**
[75] Inventor: **Barbara Giardiello**, Naples, Italy
[73] Assignee: **Arttime SA**, Neuchatel, Switzerland
[**] Term: **14 Years**
[21] Appl. No.: **55,977**
[22] Filed: **Jun. 19, 1996**
[30] **Foreign Application Priority Data**
Dec. 22, 1995 [XH] Hague Agreement DMA/003186
[51] **LOC (6) Cl.** **10-02**
[52] **U.S. Cl.** **D10/39; D10/30**
[58] **Field of Search** D10/1-40, 122-132;
368/280-282, 276-277, 285

D. 368,663 4/1996 Giardiello D10/39
D. 369,303 4/1996 Giardiello D10/39
3,307,346 3/1967 Klingenberg 368/794

OTHER PUBLICATIONS

Bloomington's—Jun. 1994 Catalog p. N/A.—Watch at top—left.
European Jeweler—Mar. 1983—p. 109—Watches at top.
Swiss Watch Jewelry Journal—Feb. 1989—p. 550—Watches at bottom left.

Primary Examiner—Nelson C. Holtje
Attorney, Agent, or Firm—Sughrue, Mion, Zinn, Macpeak & Seas

CLAIM

[57] The ornamental design for a watch, as shown.

DESCRIPTION

FIG. 1 is a perspective view of the top and one side of a watch showing my new design;
FIG. 2 is a top plan view thereof;
FIG. 3 is a bottom plan view thereof;
FIG. 4 is a side elevational view of one side thereof;
FIG. 5 is a side elevational view of an opposite side thereof;
FIG. 6 is an end elevational view of one end thereof; and,
FIG. 7 is an end elevational view of an opposite end thereof.

[56] **References Cited**
U.S. PATENT DOCUMENTS
D. 195,421 6/1963 Huguenin D10/39
D. 349,062 7/1994 Goto D10/30 X
D. 349,653 8/1994 Giardiello D10/30
D. 350,072 8/1994 Hitter D10/32
D. 357,635 4/1995 Riley D10/30
D. 361,528 8/1995 Hayashi D10/39
D. 365,028 12/1995 Tonohori D10/30
D. 368,229 3/1996 Crocco D10/30

1 Claim, 4 Drawing Sheets



FIG. 1




FIG. 2



FIG. 3




FIG. 4




FIG. 5



FIG. 6




FIG. 7

