

- [54] **HOLDER FOR A PAGER**
- [75] Inventor: Takashi Oyamada, Tokyo, Japan
- [73] Assignee: NEC Corporation, Tokyo, Japan
- [**] Term: 14 Years
- [21] Appl. No.: 611,555
- [22] Filed: May 17, 1984
- [30] Foreign Application Priority Data
 Nov. 17, 1983 [JP] Japan 58-50052
- [52] U.S. Cl. D3/106
- [58] Field of Search D2/400, 402; D14/70,
 D14/68; 24/3 E, 3 J; 224/148, 269, 253;
 248/229; 455/351

- [56] **References Cited**
U.S. PATENT DOCUMENTS
- D. 277,753 2/1985 Eckmann et al. D14/70
- D. 278,853 5/1985 Takata D2/400
- D. 279,342 6/1985 Crawford D2/400 X
- D. 281,975 12/1985 Oyamada D14/70
- 1,756,677 4/1930 Cook 224/253 X

2,552,844	5/1951	Clinehens	224/148 X
3,117,759	1/1964	Herer	224/148 X
3,956,701	5/1976	James, Jr. et al.	455/351 X
4,046,295	9/1977	Eichler	224/253 X
4,536,925	8/1985	Boothe et al.	24/3 J X

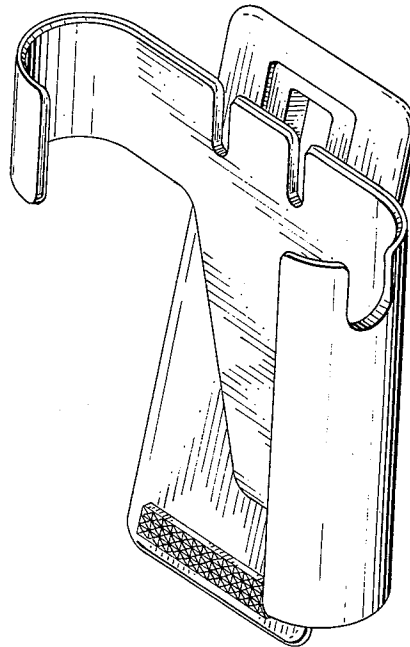
Primary Examiner—Bernard Ansher
 Assistant Examiner—Linda Titolo
 Attorney, Agent, or Firm—Sughrue, Mion, Zinn,
 Macpeak, and Seas

[57] CLAIM

The ornamental design for a holder for a pager, as shown.

DESCRIPTION

FIG. 1 is a front elevational view of a holder for a pager showing my new design;
 FIG. 2 is a rear elevational view thereof;
 FIG. 3 is a top plan view thereof;
 FIG. 4 is a bottom plan view thereof;
 FIG. 5 is a right side elevational view thereof;
 FIG. 6 is a left side elevational view thereof; and
 FIG. 7 is a top front and right side perspective view thereof.



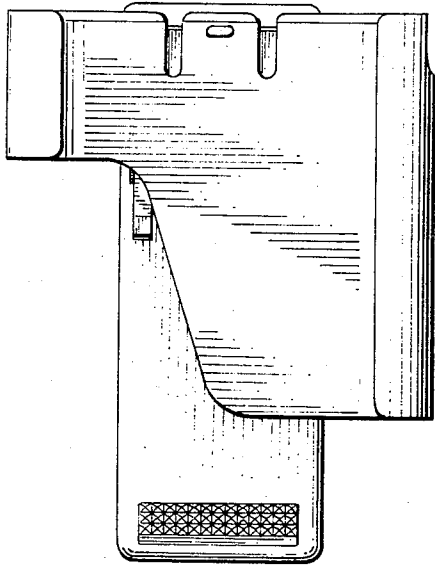


FIG. 1

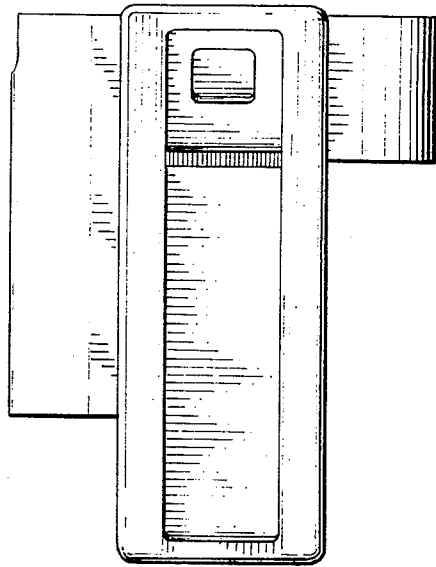


FIG. 2

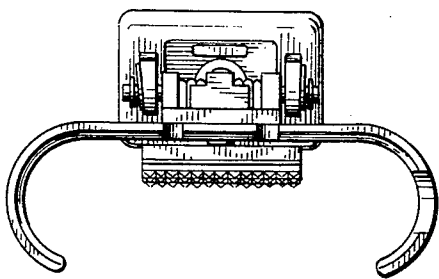


FIG. 3

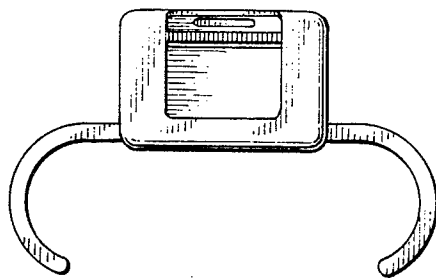


FIG. 4

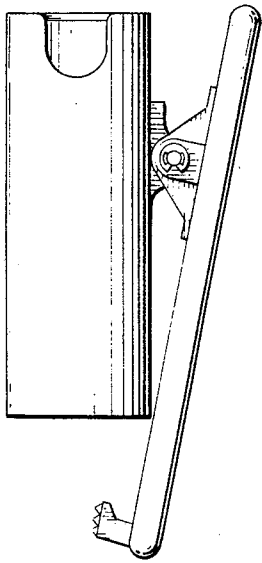


FIG 5

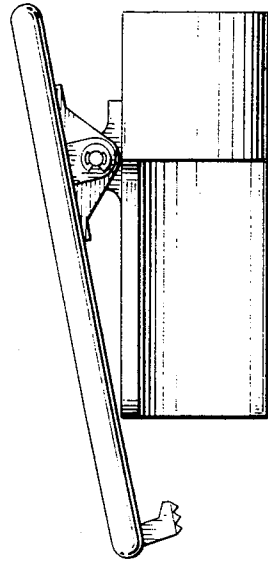


FIG 6

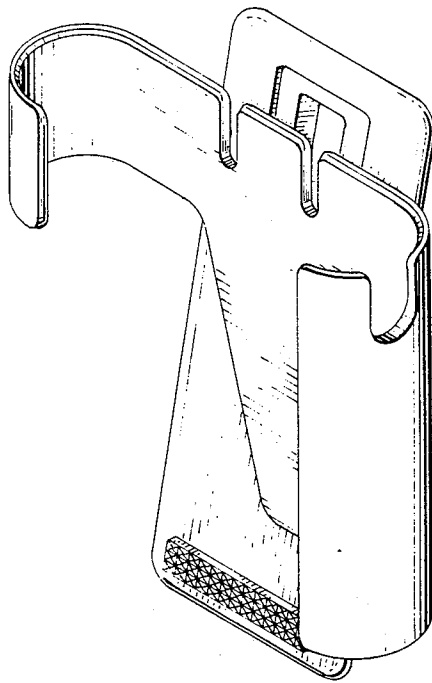


FIG 7