

[54] **PORTABLE HANDSET RADIO TELEPHONE**

[75] **Inventor: Katsuhito Watanabe, Tokyo, Japan**

[73] **Assignee: Oki Electric Industry Co., Ltd., Tokyo, Japan**

[**] **Term: 14 Years**

[21] **Appl. No.: 63,660**

[22] **Filed: Jun. 18, 1987**

[30] **Foreign Application Priority Data**

Dec. 19, 1986 [JP] Japan 61-50077

[52] **U.S. Cl. D14/64; D14/53; D14/68**

[58] **Field of Search D14/53, 66, 57, 68, D14/63-92, 64; 379/61, 62, 419, 428, 433, 440, 444; D21/111; 455/89, 90; D18/12**

[56] **References Cited**

U.S. PATENT DOCUMENTS

- D. 254,195 2/1980 Genaro et al. D18/12
- D. 256,691 9/1980 Camenzind D14/57
- D. 260,992 9/1981 Feinberge et al. D14/53
- D. 264,465 5/1982 Mackenzie D14/53
- D. 272,344 1/1984 Mackenzie D14/63 X
- D. 274,243 6/1984 Asaki et al. D14/64 X
- D. 279,001 5/1985 Nagasawa D14/68 X
- D. 281,517 11/1985 Kolich D21/11
- D. 282,467 2/1986 Felix et al. D14/63 X
- D. 284,663 7/1986 Edwards D14/53
- D. 285,200 8/1986 Bressler et al. D14/53
- D. 285,200 8/1986 Bressler et al. D14/64
- D. 287,493 12/1986 Young D14/53
- D. 287,971 1/1987 Bond D14/64 X
- D. 289,042 3/1987 Bond D14/57 X
- D. 289,044 3/1987 Watanabe D14/68 X
- D. 289,044 3/1987 Watanabe D14/68 X
- D. 289,045 3/1987 Brown D14/66
- D. 291,437 8/1987 Lee D14/53
- D. 291,804 9/1987 George D14/68 X
- D. 292,513 10/1987 Gilberton D14/64 X
- D. 293,239 12/1987 Larson D14/68
- 4,251,696 2/1981 Mackenzie et al. D14/53 U X
- 4,268,721 5/1981 Nielsen et al. 379/444

- 4,481,382 11/1984 Villa-Red D14/64 U X
- 4,648,125 3/1987 Brown 455/89
- 4,661,659 4/1987 Nishimura 379/61
- 4,672,685 6/1987 Phillips et al. 455/90
- 4,694,485 9/1987 Iwase 379/62

FOREIGN PATENT DOCUMENTS

- 0135759 8/1984 Japan 379/428
- 2159372 11/1985 Japan 379/61

OTHER PUBLICATIONS

New York Times, 2/24/88; Potamkin Ad; Cellular Phone as agent for Wagner.

New York Times, 10/30/84; Motorola Ad; 8000X Portable Cellular Phone.

Primary Examiner—Horace B. Fay

Attorney, Agent, or Firm—Wenderoth, Lind & Ponack

[57] **CLAIM**

The ornamental design for a portable handset radio telephone, as shown and described.

DESCRIPTION

FIGS. 1 and 2 are respectively front and rear elevational views of a portable handset radio telephone showing my new design in closed position;

FIGS. 3 and 4 are respectively left and right side elevational views thereof;

FIGS. 5 and 6 are respectively top and bottom plan views thereof;

FIG. 7 is a cross sectional view taken on line VII—VII in FIG. 4, with interior construction shown;

FIG. 8 is a front, top and right side perspective view thereof;

FIG. 9 is a right side elevational view thereof in opened, operative position; and

FIG. 10 is a front, top and right side perspective view of a second embodiment thereof, in opened, operative position, the differences of this embodiment vis-a-vis the first embodiment as shown in FIG. 9 being (1) display of the antenna extended, and (2) showing of the large display panel and sundry pushbutton tops with conventional letters, numerals, words and symbols of in-service nature.

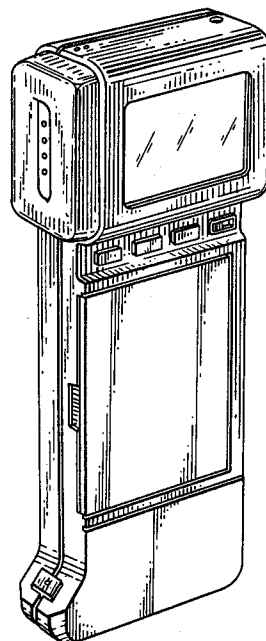
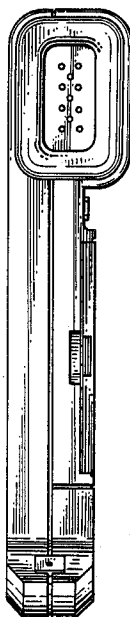


Fig. 1

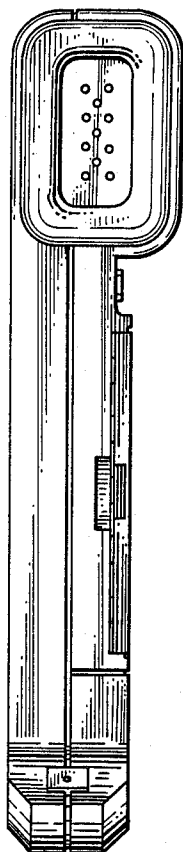


Fig. 2




Fig. 3

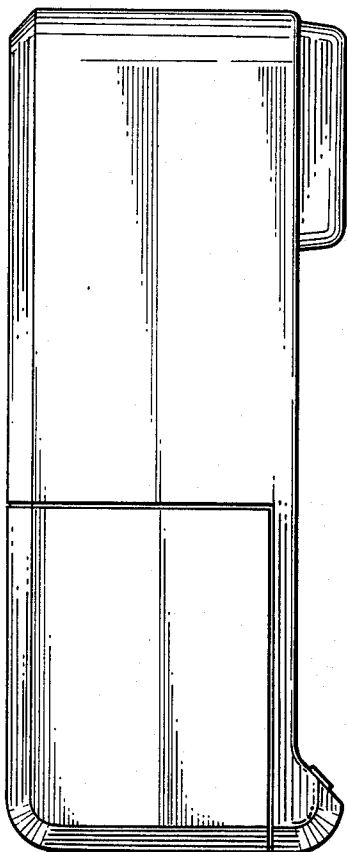


Fig. 4

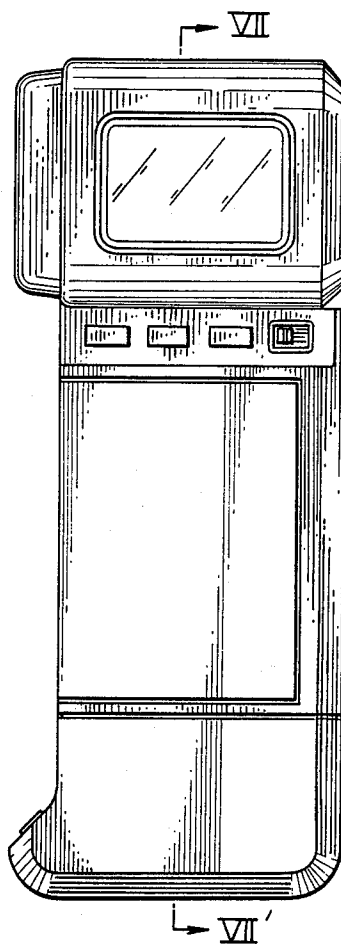


Fig. 7

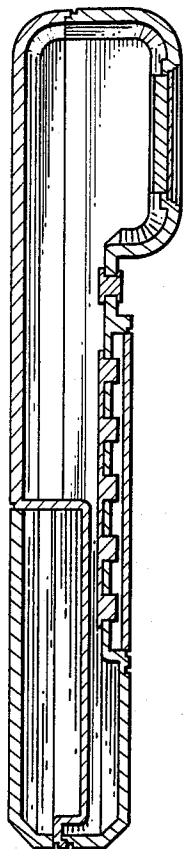


Fig. 5




Fig. 6

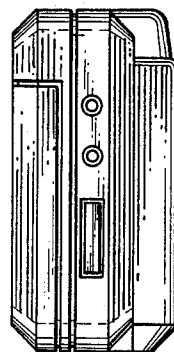


Fig. 8

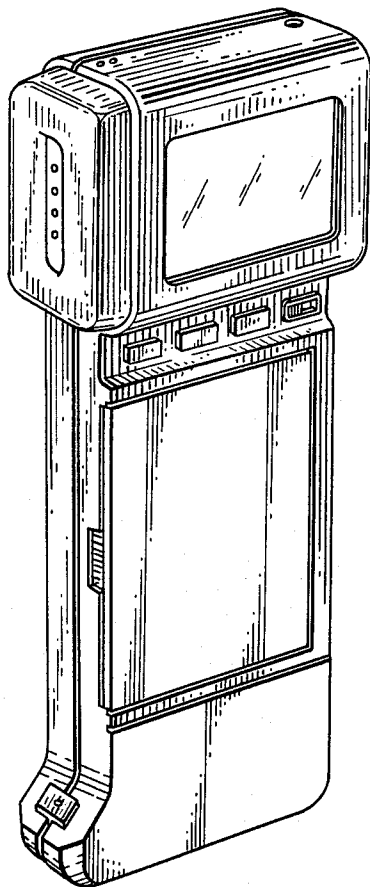


Fig. 9

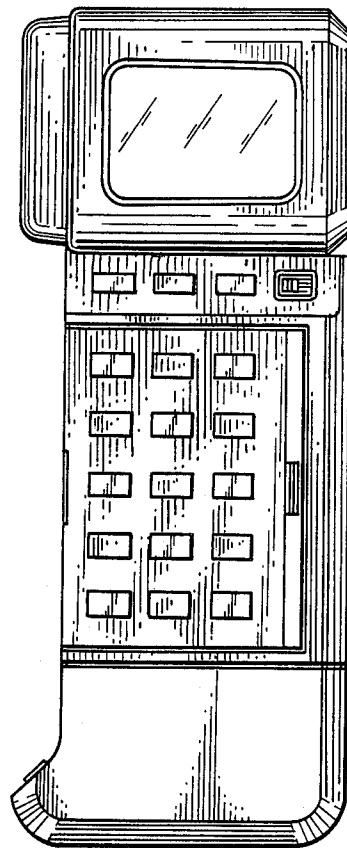


Fig. 10

