



US00D443365S

(12) **United States Design Patent**  
**Walker**

(10) **Patent No.:** **US D443,365 S**

(45) **Date of Patent:** **\*\* Jun. 5, 2001**

(54) **MODULAR MEDICAL GAS SERVICES COLUMN**

(75) Inventor: **James A. Walker**, Oklahoma City, OK (US)

(73) Assignee: **Gaddis-Walker Electric, Inc.**, Oklahoma City, OK (US)

(\*\*) Term: **14 Years**

(21) Appl. No.: **29/124,148**

(22) Filed: **May 31, 2000**

3,769,502	10/1973	Schultz et al. .	
3,921,345	11/1975	Damico .	
4,015,397	* 4/1977	Flachbarth et al. ....	52/220.7
4,354,330	* 10/1982	Schwartz .....	52/28
4,387,949	6/1983	Haitmanek .	
4,475,322	10/1984	Russo et al. .	
4,627,684	12/1986	D'Amato .	
5,044,135	9/1991	Kroon et al. .	
5,186,337	2/1993	Foster et al. .	
5,195,288	3/1993	Penczak .	
5,284,255	* 2/1994	Foster et al. ....	211/26
5,299,338	4/1994	Foster .	
5,618,090	* 4/1997	Montague et al. ....	211/26

**Related U.S. Application Data**

(63) Continuation of application No. 08/781,220, filed on Jan. 10, 1997, which is a continuation of application No. 08/297,193, filed on Aug. 26, 1994, now Pat. No. 5,644,876.

(51) **LOC (7) Cl.** ..... **24-01**

(52) **U.S. Cl.** ..... **D24/232; D24/234**

(58) **Field of Search** ..... D24/234, 128, D24/232, 185; D25/126, 132, 61; 211/26, 168, 190; 248/244, 245, 131, 289.1; 52/27, 239, 28, 220.7

(56) **References Cited**

**U.S. PATENT DOCUMENTS**

D. 244,465	* 5/1977	Stoneman .....	D25/126
D. 261,804	* 11/1981	Foster et al. ....	D24/185
D. 361,139	* 8/1995	Nomura .....	D25/122
D. 390,967	* 2/1998	Beuster et al. ....	D24/234
D. 390,968	* 2/1998	Kummerfeld .....	D24/234
D. 394,508	* 5/1998	Nuzzio .....	D24/234
D. 404,151	* 1/1999	Reichel .....	D25/132
D. 418,603	* 1/2000	Gallant .....	D24/185
2,762,387	9/1956	Orwin .	
3,199,063	8/1965	Stuart .	
3,410,302	11/1968	Frick .	
3,455,620	7/1969	Coburn .	
3,622,684	11/1971	Press .	

**OTHER PUBLICATIONS**

Excerpt (p. 16) from 1992 Bay Corp. catalog.

\* cited by examiner

*Primary Examiner*—Ian Simmons

(74) *Attorney, Agent, or Firm*—Mary M. Lee

(57) **CLAIM**

The ornamental design for a modular medical gas services column, as shown.

**DESCRIPTION**

FIG. 1 is a frontal perspective view of the modular medical gas services column in accordance with the present invention.

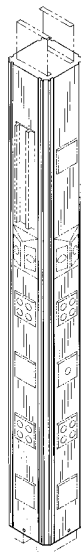
FIG. 2 is a plan view of the modular medical gas services column.



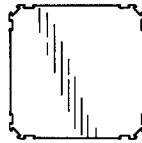
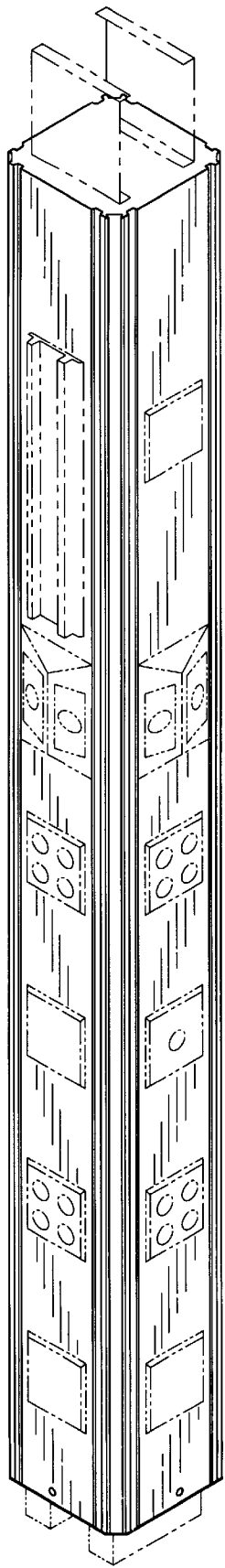
FIG. 3 is side elevational view of the modular medical gas services column; and,

FIG. 4 is a cross sectional view taken along line 4—4 of FIG. 3.

The broken line showing of the electrical and gas outlets, gas services units, the equipment mounting brackets, and the ceiling and floor mounting brackets is for illustrative purposes only and forms no part of the claimed design.

**1 Claim, 2 Drawing Sheets**





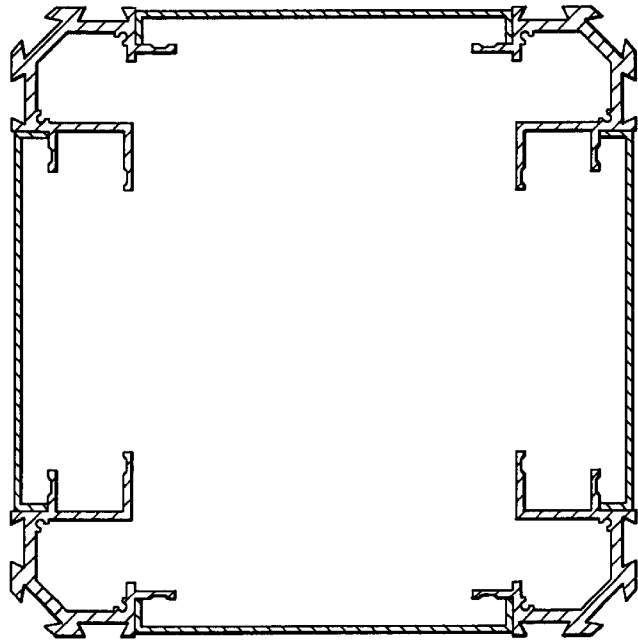
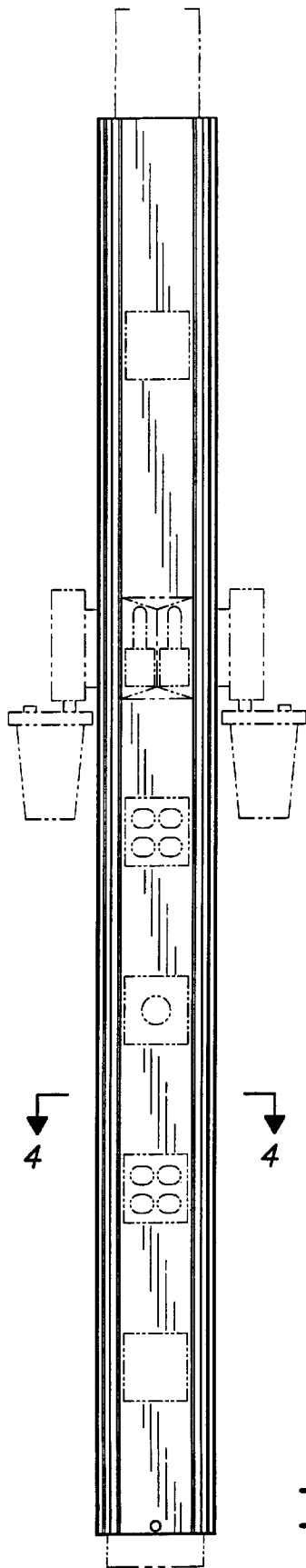


FIG. 4

FIG. 3