



US00D528686S

(12) **United States Design Patent**
Kato

(10) **Patent No.:** **US D528,686 S**

(45) **Date of Patent:** **** Sep. 19, 2006**

(54) **REAR COMBINATION LAMP FOR AN
AUTOMOBILE**

D477,099 S	*	7/2003	Lin	D26/28
D477,429 S	*	7/2003	Lin	D26/28
D483,890 S	*	12/2003	Lin	D26/28
D498,013 S	*	11/2004	Pfeiffer	D26/28

(75) Inventor: **Chiaki Kato**, Saitama (JP)

* cited by examiner

(73) Assignee: **Honda Motor Co., Ltd.**, Tokyo (JP)

Primary Examiner—Marcus A. Jackson
(74) *Attorney, Agent, or Firm*—Westerman, Hattori,
Daniels & Adrian, LLP.

(**) Term: **14 Years**

(21) Appl. No.: **29/236,273**

(57) **CLAIM**

(22) Filed: **Aug. 15, 2005**

The ornamental design for, a rear combination lamp for an automobile, as shown and described.

(30) **Foreign Application Priority Data**

Feb. 16, 2005 (JP) 2005-004161

DESCRIPTION

(51) **LOC (8) Cl.** **26-06**

FIG. 1 is a front elevation view of a rear combination lamp for an automobile, showing our new design;

(52) **U.S. Cl.** **D26/28**

FIG. 2 is a top plan view thereof;

(58) **Field of Classification Search** D26/28-36;
362/459-468, 475-478, 485-487

FIG. 3 is a right side elevation view thereof;

See application file for complete search history.

FIG. 4 is a left side elevation view thereof; and,

FIG. 5 is a perspective view thereof.

The broken in the drawings is illustrative purposes only and forms no part of the claimed design.

(56) **References Cited**

U.S. PATENT DOCUMENTS

D476,759 S * 7/2003 Lin D26/28

1 Claim, 5 Drawing Sheets

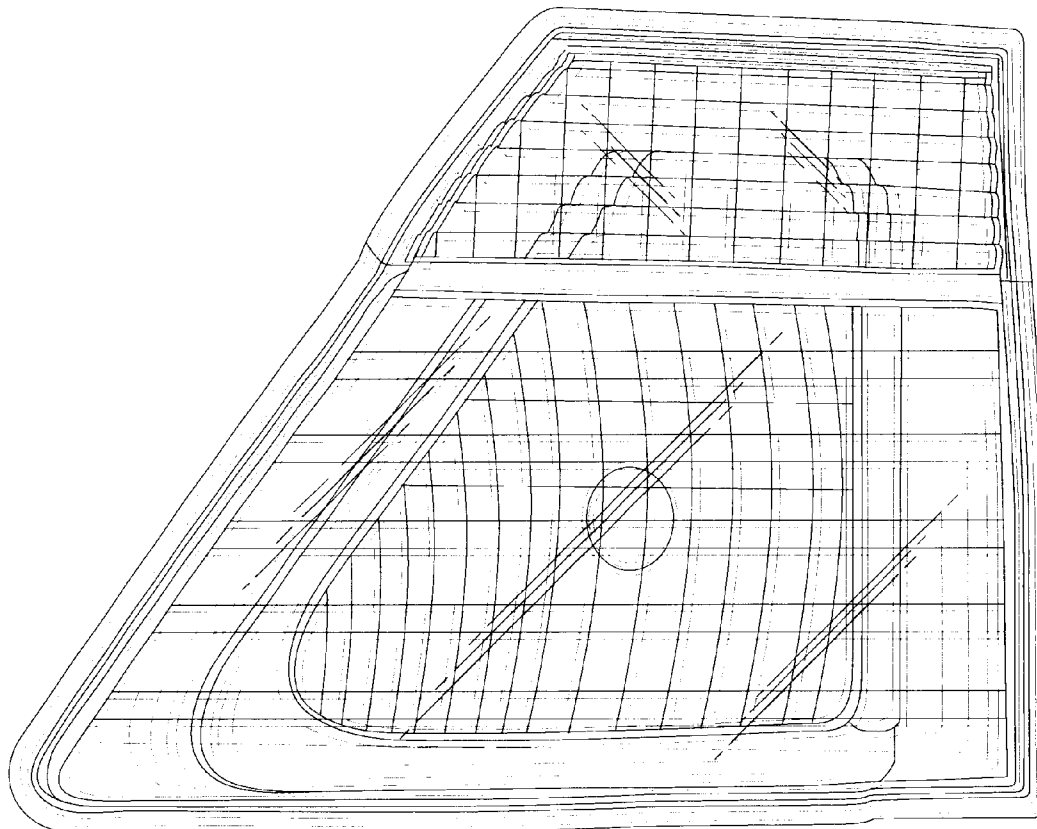


Fig.1

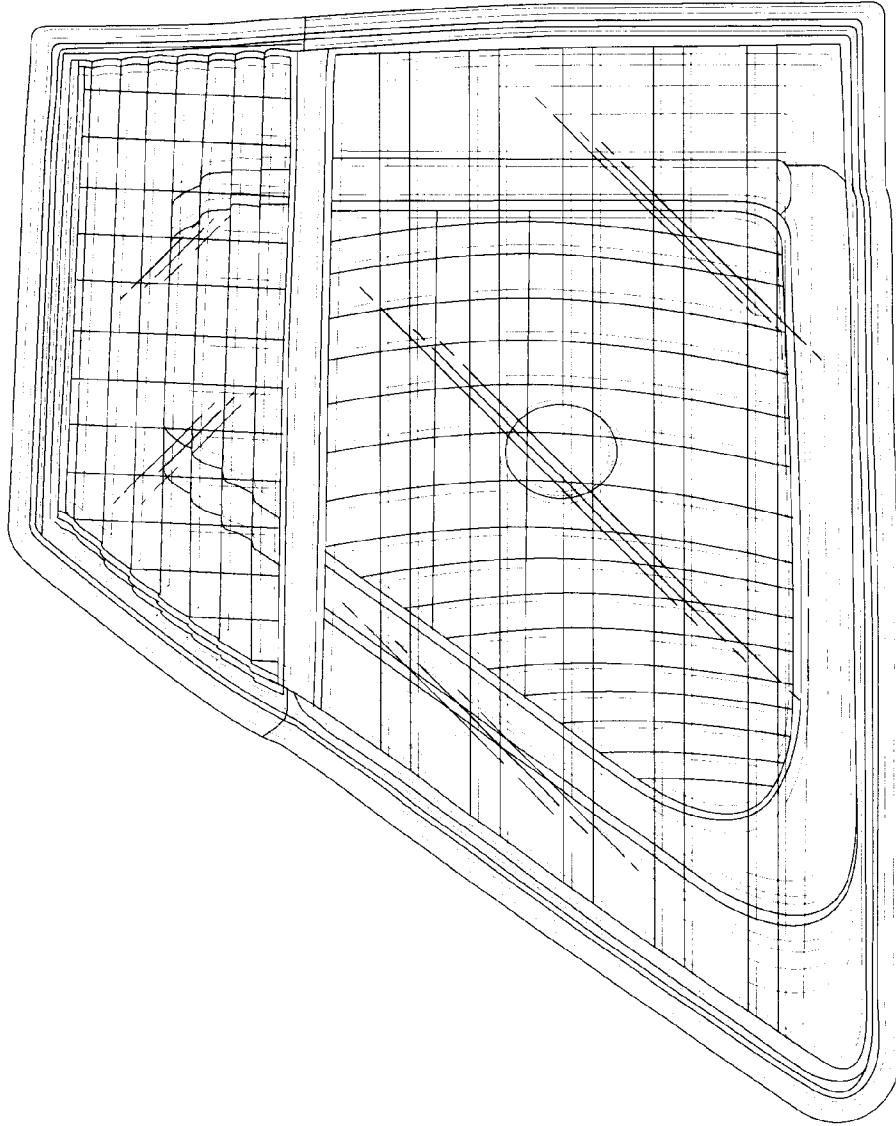


Fig.2

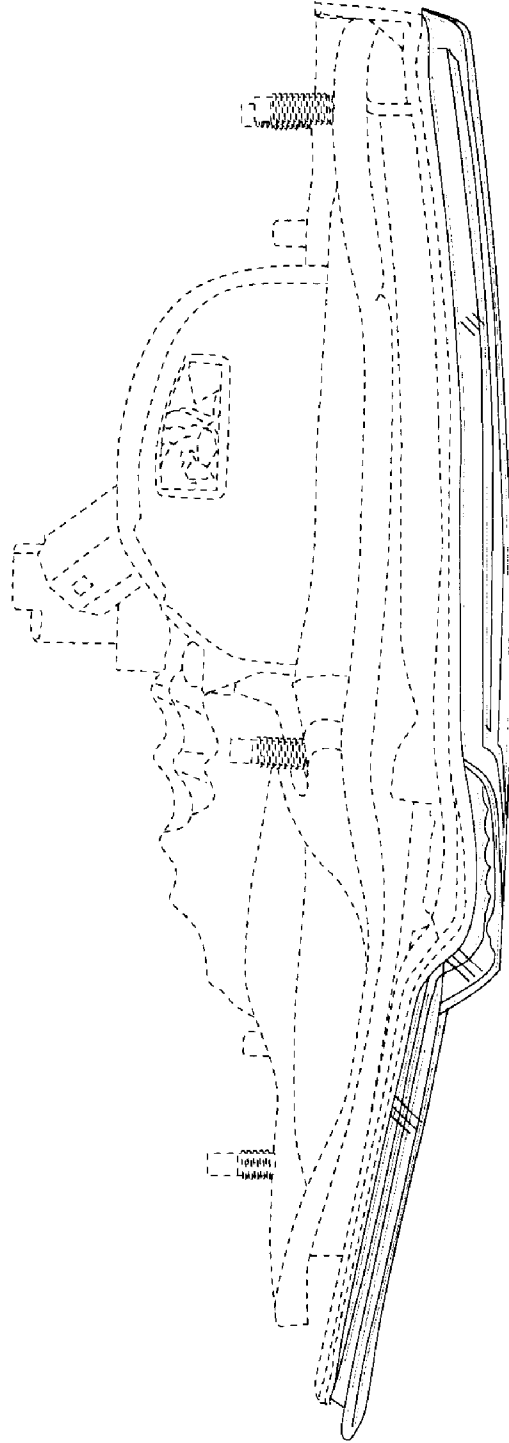


Fig.3

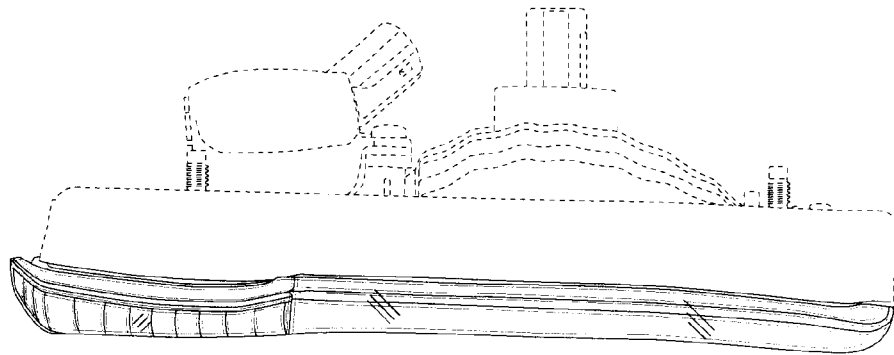


Fig.4

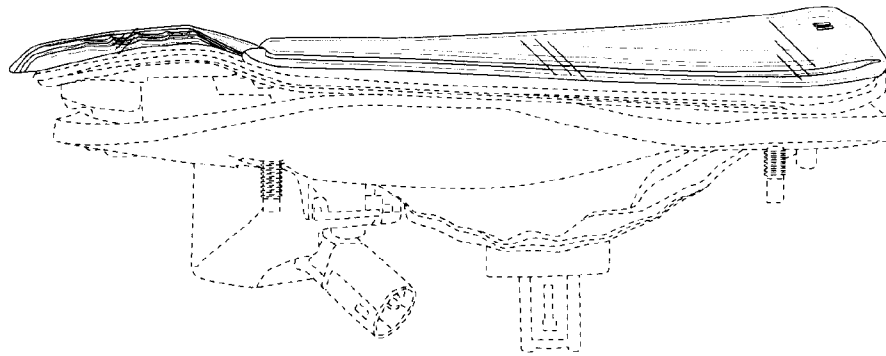


Fig.5

