



US00D538370S

(12) **United States Design Patent**
Breier et al.

(10) **Patent No.:** **US D538,370 S**

(45) **Date of Patent:** **** Mar. 13, 2007**

(54) **METAL WOOD SOLE**

(75) Inventors: **Joshua G. Breier**, Vista, CA (US);
Thomas C. Morris, Carlsbad, CA
(US); **Kevin C. Chau**, San Marcos, CA
(US); **Scott A. Rice**, San Diego, CA
(US)

(73) Assignee: **Acushnet Company**, Fairhaven, MA
(US)

(**) Term: **14 Years**

(21) Appl. No.: **29/257,099**

(22) Filed: **Mar. 29, 2006**

(51) **LOC (8) Cl.** **21-02**

(52) **U.S. Cl.** **D21/759**

(58) **Field of Classification Search** D21/733,
D21/752, 759; 473/324–331, 343–346
See application file for complete search history.

(56) **References Cited**

U.S. PATENT DOCUMENTS

- D406,295 S * 3/1999 Long D21/752
- D408,880 S * 4/1999 Crow D21/752
- D425,158 S * 5/2000 Long et al. D21/752

- 6,332,848 B1 * 12/2001 Long et al. 473/328
- D469,489 S * 1/2003 Rice et al. D21/733
- D499,157 S * 11/2004 Antonious D21/752
- D527,064 S * 8/2006 Breier et al. D21/752

* cited by examiner

Primary Examiner—Mitchell Siegel

(74) *Attorney, Agent, or Firm*—D. Michael Burns

(57) **CLAIM**

The ornamental design for a metal wood sole, as shown and described.

DESCRIPTION

FIG. 1 is a bottom perspective view of the sole of the present invention.

FIG. 2 is a perspective view of the sole from the toe side thereof.

FIG. 3 is a perspective view of the sole from the heel side thereof.

FIG. 4 is a bottom plan view of the sole thereof.

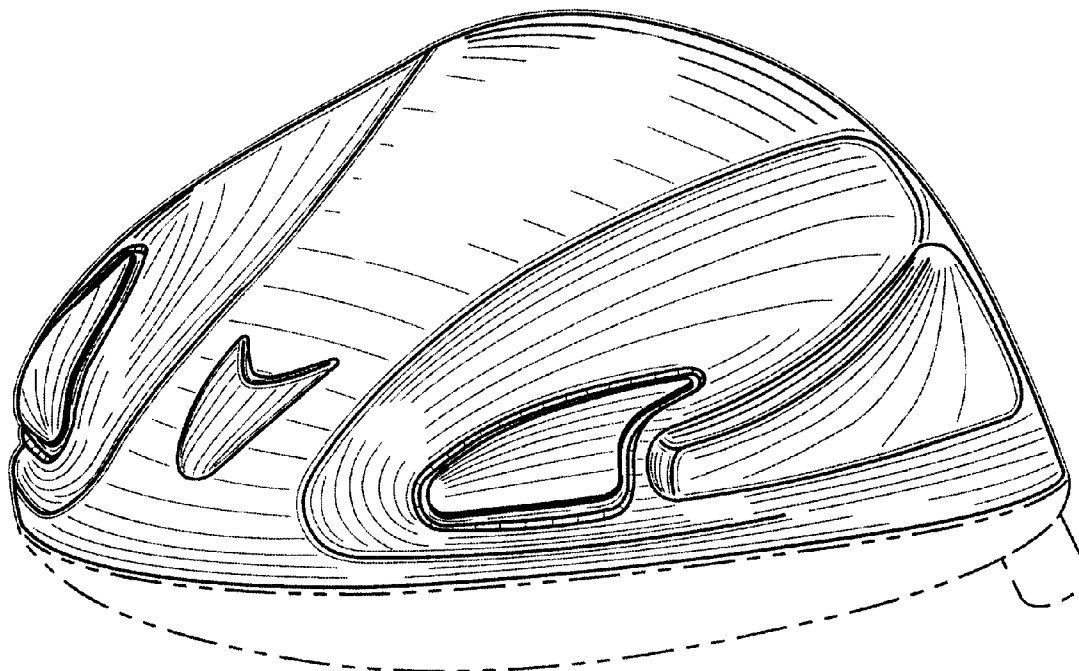
FIG. 5 is a toe view of the sole thereof.

FIG. 6 is a top plan view of thereof; and,

FIG. 7 is a front view thereof.

The broken line showing is for illustrative purposes only and forms no part of the claimed design.

1 Claim, 3 Drawing Sheets



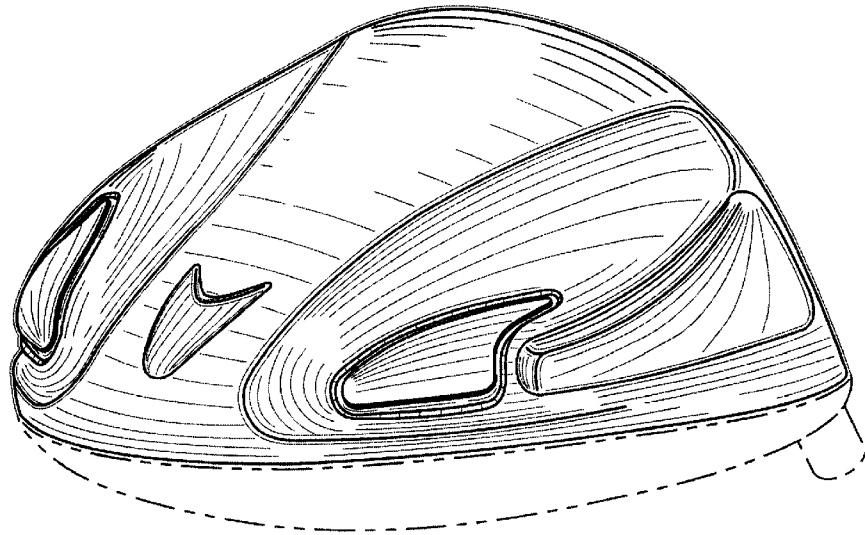


FIG. 1

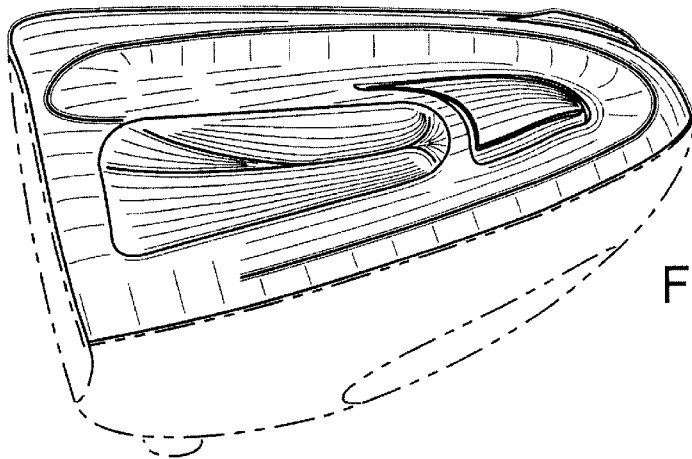


FIG. 2

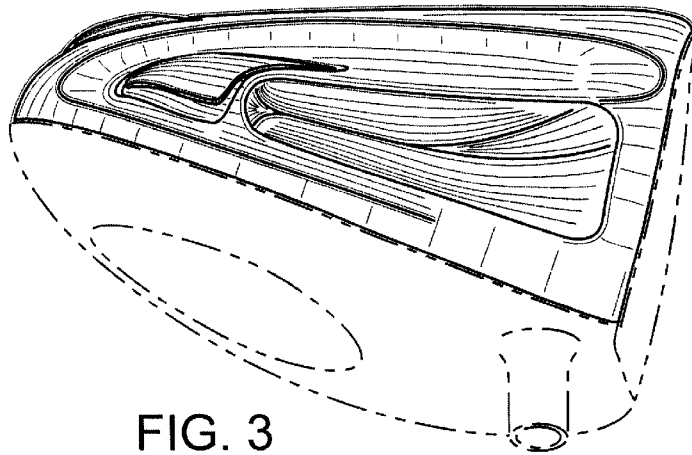


FIG. 3

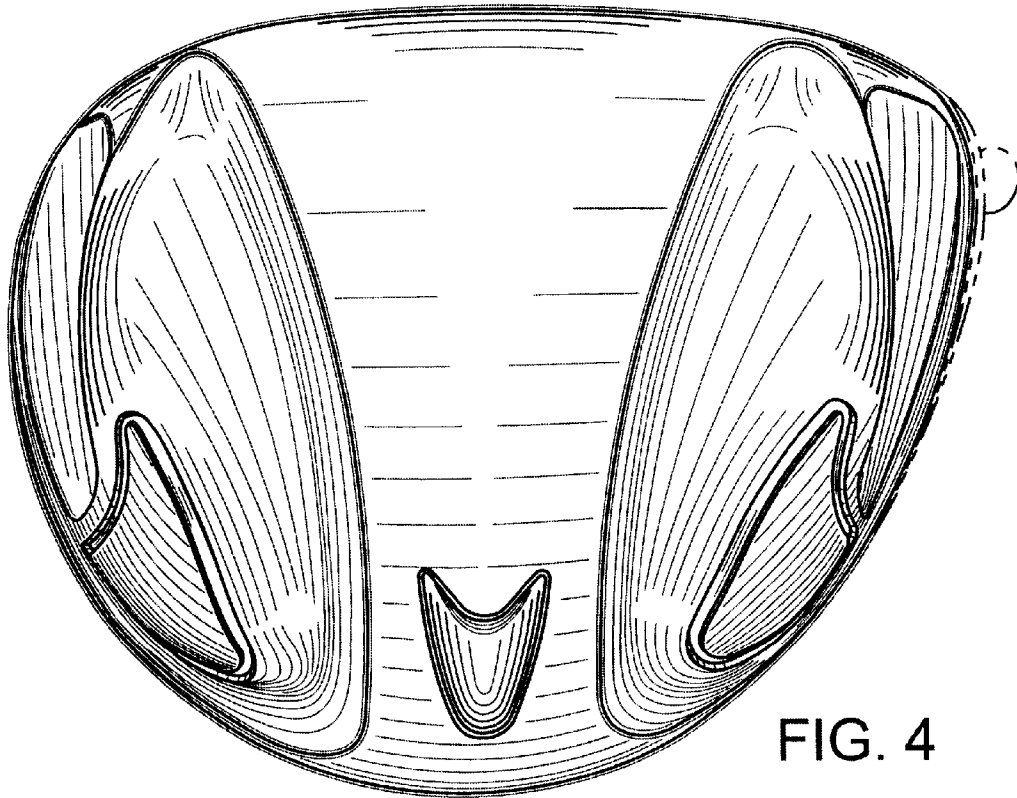


FIG. 4

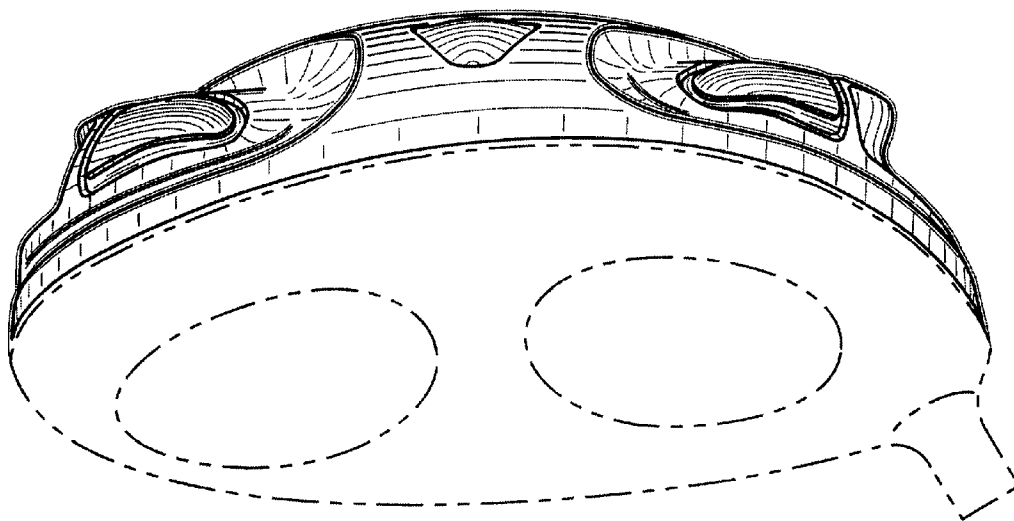


FIG. 5



FIG. 6

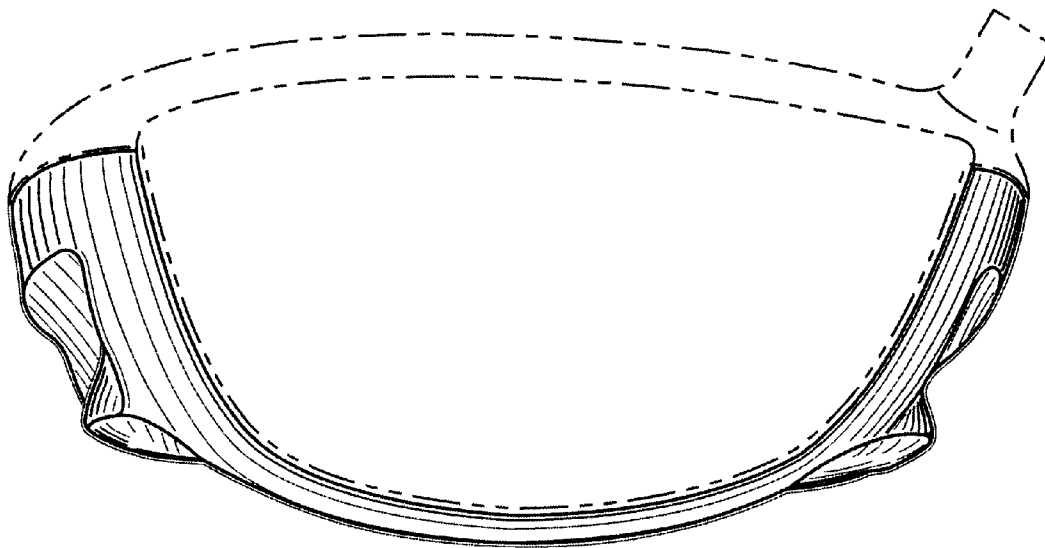


FIG. 7