



INTERNATIONAL APPLICATION PUBLISHED UNDER THE PATENT COOPERATION TREATY (PCT)

<p>(51) International Patent Classification⁶ : A61F</p>	<p>A2</p>	<p>(11) International Publication Number: WO 99/59499</p> <p>(43) International Publication Date: 25 November 1999 (25.11.99)</p>												
<p>(21) International Application Number: PCT/US99/10179</p> <p>(22) International Filing Date: 10 May 1999 (10.05.99)</p> <p>(30) Priority Data:</p> <table border="0"> <tr> <td>60/086,006</td> <td>19 May 1998 (19.05.98)</td> <td>US</td> </tr> <tr> <td>60/086,005</td> <td>19 May 1998 (19.05.98)</td> <td>US</td> </tr> <tr> <td>60/085,989</td> <td>19 May 1998 (19.05.98)</td> <td>US</td> </tr> <tr> <td>60/086,002</td> <td>19 May 1998 (19.05.98)</td> <td>US</td> </tr> </table> <p>(71) Applicant (for all designated States except US): ALCON LABORATORIES, INC. [US/US]; 6201 South Freeway, Fort Worth, TX 76134 (US).</p> <p>(72) Inventors; and</p> <p>(75) Inventors/Applicants (for US only): MAY, Jesse, A. [US/US]; 4132 Hildring Drive East, Fort Worth, TX 76109 (US). DEAN, Thomas, R. [US/US]; 101 Meadow View Court, Weatherford, TX 76087 (US). SHARIF, Najam, A. [GB/US]; 7 Courtney Court, Arlington, TX 76015 (US). CHEN, Hwang-Hsing [US/US]; 7649 Grassland Drive, Fort Worth, TX 76133 (US).</p> <p>(74) Common Representative: ALCON LABORATORIES, INC.; Yeager, Sally, S., R & D Counsel Q-148, 6201 South Freeway, Fort Worth, TX 76134-2099 (US).</p>		60/086,006	19 May 1998 (19.05.98)	US	60/086,005	19 May 1998 (19.05.98)	US	60/085,989	19 May 1998 (19.05.98)	US	60/086,002	19 May 1998 (19.05.98)	US	<p>(81) Designated States: AU, BR, CA, CN, JP, MX, US, ZA, European patent (AT, BE, CH, CY, DE, DK, ES, FI, FR, GB, GR, IE, IT, LU, MC, NL, PT, SE).</p> <p>Published <i>Without international search report and to be republished upon receipt of that report.</i></p>
60/086,006	19 May 1998 (19.05.98)	US												
60/086,005	19 May 1998 (19.05.98)	US												
60/085,989	19 May 1998 (19.05.98)	US												
60/086,002	19 May 1998 (19.05.98)	US												
<p>(54) Title: SEROTONERGIC 5HT₇ RECEPTOR COMPOUNDS FOR TREATING OCULAR AND CNS DISORDERS</p>														
<p>(57) Abstract</p> <p>Compounds with 5HT₇ receptor affinity (some of which are novel) useful for lowering IOP, improving blood flow to the optic nerve head and the retina, providing neuroprotection, and treating retinal diseases are disclosed. The Compounds are also useful for treating sleep disorders, depression, and other psychiatric disorders, such as, schizophrenia, anxiety, obsessive compulsive disorder, circadian rhythm disorders, and centrally and peripherally mediated hypertension. Compositions and methods for their use are also disclosed.</p>														

FOR THE PURPOSES OF INFORMATION ONLY

Codes used to identify States party to the PCT on the front pages of pamphlets publishing international applications under the PCT.

AL	Albania	ES	Spain	LS	Lesotho	SI	Slovenia
AM	Armenia	FI	Finland	LT	Lithuania	SK	Slovakia
AT	Austria	FR	France	LU	Luxembourg	SN	Senegal
AU	Australia	GA	Gabon	LV	Latvia	SZ	Swaziland
AZ	Azerbaijan	GB	United Kingdom	MC	Monaco	TD	Chad
BA	Bosnia and Herzegovina	GE	Georgia	MD	Republic of Moldova	TG	Togo
BB	Barbados	GH	Ghana	MG	Madagascar	TJ	Tajikistan
BE	Belgium	GN	Guinea	MK	The former Yugoslav Republic of Macedonia	TM	Turkmenistan
BF	Burkina Faso	GR	Greece	ML	Mali	TR	Turkey
BG	Bulgaria	HU	Hungary	MN	Mongolia	TT	Trinidad and Tobago
BJ	Benin	IE	Ireland	MR	Mauritania	UA	Ukraine
BR	Brazil	IL	Israel	MW	Malawi	UG	Uganda
BY	Belarus	IS	Iceland	MX	Mexico	US	United States of America
CA	Canada	IT	Italy	NE	Niger	UZ	Uzbekistan
CF	Central African Republic	JP	Japan	NL	Netherlands	VN	Viet Nam
CG	Congo	KE	Kenya	NO	Norway	YU	Yugoslavia
CH	Switzerland	KG	Kyrgyzstan	NZ	New Zealand	ZW	Zimbabwe
CI	Côte d'Ivoire	KP	Democratic People's Republic of Korea	PL	Poland		
CM	Cameroon	KR	Republic of Korea	PT	Portugal		
CN	China	KZ	Kazakstan	RO	Romania		
CU	Cuba	LC	Saint Lucia	RU	Russian Federation		
CZ	Czech Republic	LI	Liechtenstein	SD	Sudan		
DE	Germany	LK	Sri Lanka	SE	Sweden		
DK	Denmark	LR	Liberia	SG	Singapore		
EE	Estonia						

SEROTONERGIC 5HT₇ RECEPTOR COMPOUNDS FOR TREATING OCULAR AND CNS DISORDERS

5 The present invention is directed to the use of compounds with serotonergic 5HT₇ receptor affinity (Compound) (some of which are novel), to improve blood flow to the optic nerve head and the retina, provide neuroprotection, lower intraocular pressure (IOP), and treat retinal diseases, such as, glaucoma, age related macular degeneration (ARMD), optic neuritis, ischemic disorders, diabetic retinopathy, and retinal edema. The Compounds are also useful
10 for treating sleep disorders, depression, and other psychiatric disorders, such as, schizophrenia, anxiety, obsessive compulsive disorder, circadian rhythm disorders, and centrally and peripherally mediated hypertension.

Background of the Invention

15 Serotonin (5-hydroxy tryptamine; 5HT) is an endogenous biogenic amine with a well defined neurotransmitter function in many tissues of the body including the eye [Zifa and Fillion, *Pharmacol. Rev.*, 44:401-458, 1992; Hoyer et al., *Pharmacol. Rev.*, 46:157-203, 1994; Tobin et al., *J. Neurosci.*, 8:3713-3721, 1988].

20 5HT can interact with at least seven major 5HT receptors (5HT₁ - 5HT₇) and additional subtypes within these families to initiate intracellular biochemical events such as stimulation of second messengers (e.g. cAMP, inositol trisphosphate) eventually leading to the final biological response, for example, tissue contraction or hormone release, etc. [Hoyer et al., *supra*; Martin et al., *Trends Pharmacol. Sci.*, 19:2-4, 1998]. Receptor subtypes within
25 the 5HT₁ family are negatively coupled to adenylyl cyclase (AC) and cause inhibition of cAMP production, while 5HT₄, 5HT₆, and 5HT₇ receptors are positively coupled to AC and thus stimulate cAMP production when activated by 5HT [Martin et al., *supra*]. The receptors in the 5HT₂ family are positively coupled to phospholipase C (PLC) and thus
30 generate inositol phosphates and mobilize intracellular calcium when activated to mediate the effects of 5HT. The 5HT₃ receptor is unique in that it couples to an ion channel which gates sodium, potassium, and calcium [Hoyer et al., *supra*].

The human and animal 5HT₇ receptor has only recently been cloned, expressed, and shown to be present in various brain areas and peripheral tissues [Eglen et al., *Trend Pharmacol. Sci.*, 18:104-107, 1997]. Recent studies have shown there to be four splice variants of the 5HT₇ receptor [Heidmann et al., *J. Neurochem.*, 68:1372-1381, 1997]. It has been proposed that the 5HT₇ receptor may be involved in the pathophysiology of sleep disorders, depression, and other psychiatric disorders [Eglen et al., *supra*]. In the periphery, stimulation of 5HT₇ receptors results in relaxation of blood vessels and hence vasodilation [Eglen et al., *supra*]. Improving blood flow to the back of the eye, including the retina, the macula, and the optic nerve head is believed to be beneficial in the treatment of a number of retinal diseases, for example, glaucoma, ARMD, and diabetic retinopathy [Chiou, et al., *J. Ocular Pharmacol.* 9:13-24 (1993)].

Serotonergic nerves innervate the eye [Tobin et al., *J. Neurosci.*, 8:3713-3721, 1988] and 5HT has been found in the aqueous humor of human eyes [Martin et al., *Ophthalmol.*, 95:1221-1226, 1988]. In addition, receptor binding sites for [³H]5HT have been demonstrated and pharmacologically characterized in the iris-ciliary body (ICB) of rabbits [Mallorga and Sugrue, *Curr. Eye Res.*, 6:527-532, 1987 and Chidlow et al., *Invest. Ophthalmol. Vis. Sci.*, 36:2238-2245, 1995]. These 5HT binding sites have been shown to be functionally coupled to second messenger generation in rabbits [Tobin and Osborne, *J. Neurochem.*, 53:686-601, 1989 and Tobin et al., *J. Neurosci, supra*]. In the human ICB these binding sites are characterized as 5HT_{1A} and 5HT₂ receptors [Barnet and Osborne, *Exp. Eye Res.*, 57:209-216, 1993]. In addition, the presence of mRNAs for 5HT_{1a} and 5HT₇ receptors in the rabbit ICB have been reported [Chidlow et al., *Invest. Ophthalmol. Vis. Sci., supra* and Osborne and Chidlow, *Ophthalmologica*, 210:308-314, 1996]. The precise functions of these receptors in the eye are unknown, especially the 5HT₇ subtype(s).

5HT or 5-carboxamidotryptamine (5-CT) topically applied to the rabbit eye raise intraocular pressure in the anterior chamber of the eye [Meyer-Bothling et al., *Invest. Ophthalmol. Vis. Sci.*, 34:3035-3042, 1993]. By contrast, it has been shown that topically applied 5HT lowers IOP [Krootila et al., *J. Ocular Pharmacol.*, 3:279-290, 1987 (intracamerally 5HT raised IOP and caused breakdown of the blood-aqueous barrier)]. In addition, the 5HT uptake inhibitor, fluoxetine (Prozac[®]), also raises IOP in human subjects

upon oral administration [Costagliola et al., *Br. J. Ophthalmol.*, 80:678, 1996] and may cause glaucoma [Ahmad, *Ann. Pharmacother.*, 25:436, 1992]. However, the 5HT receptor subtype(s) involved in the IOP-elevating effects of 5HT, 5-CT and fluoxetine are unknown.

5 Studies conducted in rabbits with 8-hydroxy DPAT and MKC-242 (5HT_{1A} agonists) have shown these compounds lower IOP [Osborne and Chidlow, *Ophthalmologica*, 210:308-319, 1996, and EP 0771563-A2]. In addition, 5-methylurapidil (5HT_{1A} agonist) lowered IOP in glaucomatous monkeys [Wang, et al., *Curr. Eye Res.*, 16:679-775, 1997]. Both MKC-242 and 5-methylurapidil are relatively potent α 1 receptor antagonists
10 (α 1 antagonists are known to lower IOP in rabbits, monkeys, and man). The mechanism of action for lowering IOP by 5-methylurapidil has been attributed to its α 1 antagonist activity and not its 5HT_{1A} agonist activity [Wang, et al., *Invest. Ophthalm. Vis. Sci.*, 39(Suppl):2236-488, 1998]. U.S. Patent No. 5,693,654, discloses 5HT₁ receptor agonists for lowering IOP. WO92/20333 discloses certain 5HT_{1A} agonists for the treatment of glaucoma.

15 Methysergide (5HT₂ antagonist) lowered IOP in rabbits [Krootila, et al., *Esp. Eye Res.*, *supra*]. Ketanserin (5HT_{2A/C} antagonist), also with significant α 1 antagonist activity, lowers IOP in rabbits and man [Chan, et al., *J. Ocular Pharmacol.*, 1:137-147, 1985 and Costagliola, et al., *Ex. Eye Res.*, 52:507-510, 1991]. Saprorelate (5HT_{2A} antagonist) lowers
20 IOP in rabbits and in man when dosed topically or orally [Mano, et al., *Invest. Ophthalm. Vis. Sci.*, 36(Suppl):3322-309, 1995, and Takenaka, et al., *Invest. Ophthalm. Vis. Sci.*, 36(Suppl):3390-377, 1995]. EP 522226 and U.S. Patent No. 5,290,781 disclose the use of ketanserin and its derivatives for treating ocular hypertension. U.S. Patent Nos. 5,290,781 and 5,106,555 discloses the use of certain 5HT₂ antagonists for lowering IOP. U.S. Patent
25 No. 5,652,272 discloses saprorelate for reducing IOP. U.S. Patent No. 5,538,974 discloses ophthalmic compositions of certain 5HT₂ antagonists for lowering IOP.

 U.S. Patent No. 5,011,846 discloses certain 5HT₃ receptor antagonists for treating glaucoma.

WO 97/17345 discloses that particular compounds with 5HT₄ serotonergic receptor agonist or antagonist activity are useful for treating psychiatric, gastrointestinal, lower urinary, and cardiovascular disorders. The publication mentions the compounds may also be useful for glaucoma.

5

As evidenced by the previous discussion, it is not clear which serotonergic receptor activity is responsible for lowering IOP. Moreover, a number of these compounds are known to have activity at other receptors which are known to be involved in lowering IOP. Furthermore, it has not been cleared which receptor(s) might be responsible for increasing blood flow and providing neuroprotection in the eye.

10

Summary of the Invention

The present invention is directed to Compounds, some of which are novel, that have 5HT₇ receptor affinity, and the use of compounds with 5HT₇ receptor affinity to lower IOP, improve blood flow to the optic nerve head and the retina, provide neuroprotection, and control damage associated with diseases, such as, glaucoma, ARMD, optic neuritis, ischemic disorders, and retinal edema by functioning as neuroprotectants. Compositions of the compounds are contemplated for such uses. The Compounds are also useful for treating sleep disorders, depression, and other psychiatric disorders, such as, schizophrenia, anxiety, obsessive compulsive disorder, circadian rhythm disorders, and centrally and peripherally mediated hypertension.

15

20

Detailed Description Preferred Embodiments

25

It has been unexpectedly discovered that 5HT₇ receptors are present in the retina, choroid, and possibly the optic nerve head. Furthermore, serotonergic Compounds which possess a relatively high affinity ($K_i = 0.01 - 200\text{nM}$) for 5HT₇ receptors effectively lower elevated IOP. It is believed that these Compounds can improve blood flow, and provide neuroprotection to the optic nerve head and the retina. The Compounds' (preferably Compounds that are agonists or partial agonists) ability to improve blood flow to the optic nerve head and the retina and other characteristics are believed to render them

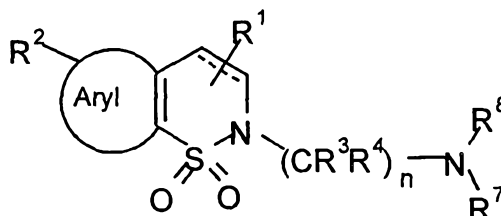
30

neuroprotective. The novel Compounds disclosed herein are also useful for treating sleep disorders, depression, and other psychiatric disorders.

Compounds found in the following applications are useful according to the present invention and are incorporated herein by reference: EP 738513-A1; WO 97/29097; WO 97/48681; WO 97/49695; and WO 98/00400. Specific Compounds include: LY-215840, SB-258719, and DR-4004.

The following novel Compounds and their pharmaceutically acceptable salts and solvates are useful for treating persons with the diseases and disorders previously described.

Formula I



Wherein the dashed bond represents a single or double bond;

Aryl signifies a fused phenyl or monocyclic heteroaromatic ring;

R¹ is H, OH, OC₁₋₃alkyl, C₁₋₃alkyl, C₁₋₃alkyl substituted optionally with OH, or OC₁₋₃alkyl;

R² is H, halogen, C₁₋₃alkyl, CONR⁵R⁶, S(=O)_mC₁₋₃alkyl, S(=O)₂NR⁵R⁶, C₁₋₃alkyl substituted optionally with OH, or OC₁₋₃alkyl;

R³, R⁴ are independently H, C₁₋₃alkyl, C₁₋₃alkyl substituted optionally with OH or OC₁₋₃alkyl;

R⁵, R⁶ are independently H, C₁₋₃alkyl, C₂₋₃alkyl substituted optionally with OH, OC₁₋₃alkyl, or

R⁵ and R⁶ can be joined together with saturated carbon atoms to form a 5 or 6

membered ring and said carbon atoms can be either unsubstituted or substituted

optionally with C₁₋₃alkyl, C₂₋₃alkyl substituted optionally with OH or OC₁₋₃alkyl;

R⁷, R⁸ are together with the nitrogen atom to which they are attached incorporated into a

heterocyclic ring of 5 to 8 atoms which may include a second heteroatom selected

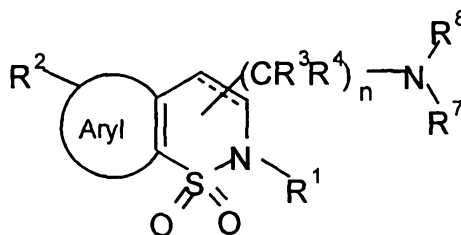
from N, O, S, such as pyrrolidine, piperidine, Δ³-piperidein, piperazine, morpholine

or thiomorpholine which can be unsubstituted or substituted on carbon with one or more substituents optionally selected from C₁₋₃alkyl, C₁₋₃alkyl substituted optionally with OH, OC₁₋₃alkyl, phenyl which can be unsubstituted or substituted optionally with halogen, CF₃, OC₁₋₃alkyl, or C₁₋₃alkyl, or substituted on nitrogen with C₁₋₄alkoxy or phenyl which can be unsubstituted or substituted optionally with halogen, CF₃, OC₁₋₃alkyl, or C₁₋₃alkyl;

n is 2 to 4;

m is 0, 1 or 2.

Formula II



Wherein the dashed bond represents a single or double bond;

Aryl signifies a fused phenyl or monocyclic heteroaromatic ring;

R¹ is H, C₁₋₅alkyl, C₃₋₅alkenyl, an aromatic ring such as phenyl, thienyl, pyridyl, and imidazolyl which is either unsubstituted or substituted optionally with OH, OC₁₋₃alkyl, S(=O)_mC₁₋₃alkyl, halogen, CF₃, or S(=O)₂NR⁵R⁶; or C₂₋₅alkyl substituted optionally with OH, OC₁₋₃alkyl, S(=O)_mC₁₋₃alkyl or an aromatic ring such as phenyl, thienyl, pyridyl, and imidazolyl which is either unsubstituted or substituted optionally with OH, OC₁₋₃alkyl, S(=O)_mC₁₋₃alkyl, halogen, CF₃, S(=O)₂NR⁵R⁶; or C₃₋₅alkenyl substituted optionally with OH, OC₁₋₃alkyl, or S(=O)_mC₁₋₃alkyl;

R² is H, halogen, C₁₋₃alkyl, S(=O)_mC₁₋₃alkyl, S(=O)₂NR⁵R⁶, or C₁₋₃alkyl substituted optionally with OH, or OC₁₋₃alkyl;

R³ & R⁴ are independently H, C₁₋₃alkyl, or C₁₋₃alkyl substituted optionally with OH or OC₁₋₃alkyl;

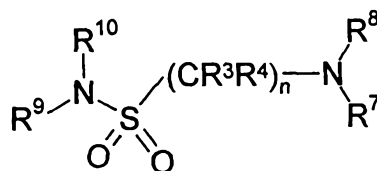
R⁵, R⁶ are independently H, C₁₋₃alkyl, C₂₋₃alkyl substituted optionally with OH, OC₁₋₃alkyl, or R⁵ and R⁶ can be joined together with saturated carbon atoms to form a 5 or 6

membered ring and said carbon atoms can be either unsubstituted or substituted
 optionally with C₁₋₃alkyl, C₂₋₃alkyl substituted optionally with OH or OC₁₋₃alkyl;
 R⁷, R⁸ are together with the nitrogen atom to which they are attached incorporated into a
 heterocyclic ring of 5 to 8 atoms which may include a second heteroatom selected
 5 from N, O, S, such as pyrrolidine, piperidine, Δ³-piperidein, piperazine, morpholine
 or thiomorpholine which can be unsubstituted or substituted on carbon with one or
 more substituents optionally selected from C₁₋₃alkyl, C₁₋₃alkyl substituted
 optionally with OH, OC₁₋₃alkyl, phenyl which can be unsubstituted or substituted
 optionally with halogen, CF₃, OC₁₋₃alkyl, or C₁₋₃alkyl, or substituted on nitrogen
 10 with C₁₋₄alkoxy or phenyl which can be unsubstituted or substituted optionally with
 halogen, CF₃, OC₁₋₃alkyl, or C₁₋₃alkyl;

n is 2 to 4;

m is 0, 1 or 2.

Formula III



15 R³ & R⁴ are independently H, C₁₋₃alkyl, or C₁₋₃alkyl substituted optionally with OH or
 OC₁₋₃alkyl;

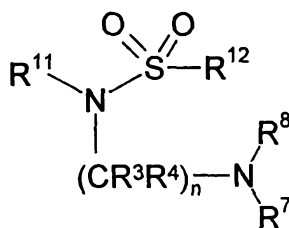
R⁷, R⁸ are together with the nitrogen atom to which they are attached incorporated into a
 heterocyclic ring of 5 to 8 atoms which may include a second heteroatom selected
 20 from N, O, S, such as pyrrolidine, piperidine, Δ³-piperidein, piperazine, morpholine
 or thiomorpholine which can be unsubstituted or substituted on carbon with one or
 more substituents optionally selected from C₁₋₃alkyl, C₁₋₃alkyl substituted
 optionally with OH, OC₁₋₃alkyl, phenyl which can be unsubstituted or substituted
 optionally with halogen, CF₃, OC₁₋₃alkyl, or C₁₋₃alkyl, or substituted on nitrogen
 25 with C₁₋₄alkoxy or phenyl which can be unsubstituted or substituted optionally with
 halogen, CF₃, OC₁₋₃alkyl, or C₁₋₃alkyl;

R⁹ is phenyl or a monocyclic heteroaromatic ring which can be unsubstituted or substituted with C₁₋₄ alkyl, halogen, OC₁₋₄alkyl;

R¹⁰ is C₁₋₄alkyl, or R¹⁰ can be joined to R⁹ to form a fused bicyclic ring system such as indoline;

5 n is 2 to 4.

Formula IV



10 R³ & R⁴ are independently H, C₁₋₃alkyl, or C₁₋₃alkyl substituted optionally with OH or OC₁₋₃alkyl;

15 R⁷, R⁸ are together with the nitrogen atom to which they are attached incorporated into a heterocyclic ring of 5 to 8 atoms which may include a second heteroatom selected from N, O, S, such as pyrrolidine, piperidine, Δ³-piperidein, piperazine, morpholine or thiomorpholine which can be unsubstituted or substituted on carbon with one or more substituents optionally selected from C₁₋₃alkyl, C₁₋₃alkyl substituted optionally with OH, OC₁₋₃alkyl, phenyl which can be unsubstituted or substituted optionally with halogen, CF₃, OC₁₋₃alkyl, or C₁₋₃alkyl, or substituted on nitrogen with C₁₋₄alkoxy or phenyl which can be unsubstituted or substituted optionally with halogen, CF₃, OC₁₋₃alkyl, or C₁₋₃alkyl;

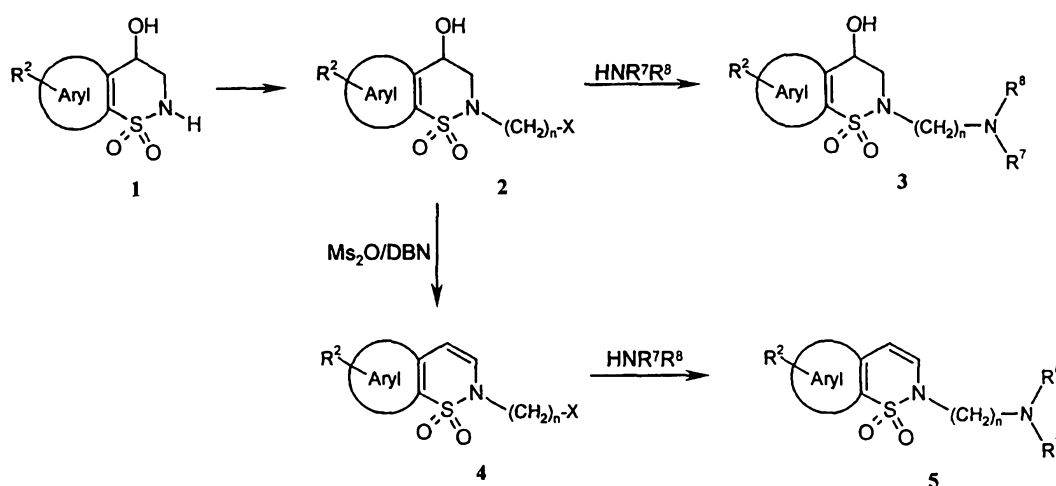
20 R¹¹ is C₁₋₃alkyl, phenyl or a monocyclic heteroaromatic ring which can be unsubstituted or substituted with C₁₋₄ alkyl, halogen, OC₁₋₄alkyl;

R¹² is C₁₋₄alkyl or a fused bicyclic heteroaromatic ring such as thieno[3,2-*e*]-1,2-thiazine, or 1,2-benzothiazine, or R¹² can be joined to R¹¹ to form a fused bicyclic ring system such as 2,3-dihydro-benzo[*c*]isoxazole;

25 n is 2 to 4.

The compounds of the present invention can be prepared using chemical synthesis procedures herein described. The preferred method for preparing compounds of Formula I is illustrated in Scheme I. For example, the thiazine alcohols **1**, which can be prepared by methods described in U.S. Patents 5,344,929 and 5,470,973, or in *J. Org. Chem.* **31**, 162 (1966), can be selectively alkylated on the nitrogen atom at position two with, for example, a dihaloalkane using procedures known to the art to give **2**, where X is a halogen atom such as chlorine, bromine, or iodine. Compounds **2** can be treated with amines by known procedures to provide compounds of Formula I (**3**) where R¹ is hydroxyl, further these alcohols **3** can be treated with an alkylhalide to effect alkylation on oxygen to provide the ethers, R¹ is alkoxy. Alternately, **2** can be dehydrated by using methods described in U.S. Patent 5,538,966 to give compounds **4** which can be further reacted with amines to give compounds of Formula I where R¹ is hydrogen and the thiazine ring contains a double bond (**5**).

Scheme I

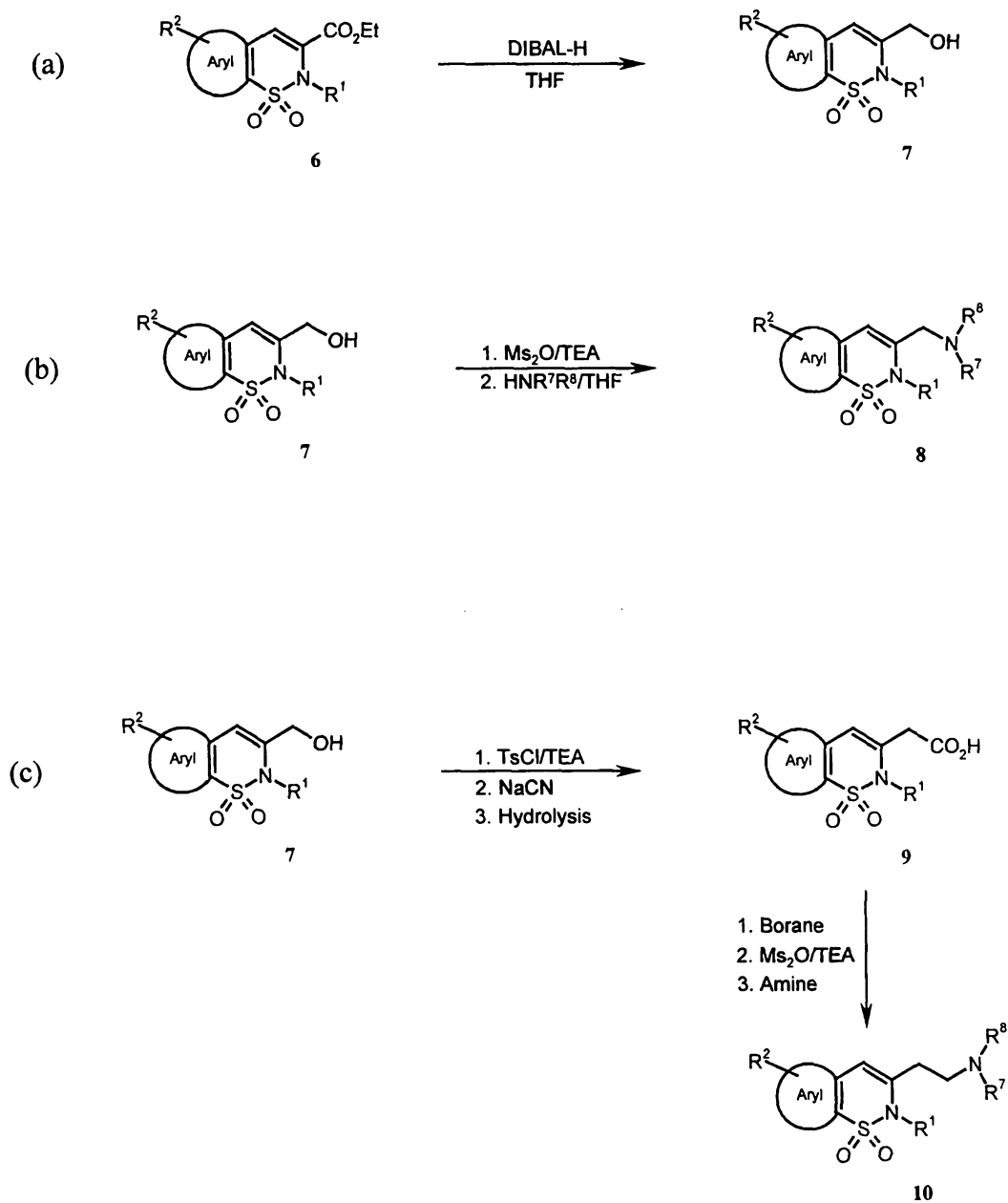


Procedures for preparing compounds of Formula II are illustrated in Scheme II. For example, the 3-hydroxymethyl thiazine compounds **7** can be prepared from the esters **6** by methods described in U.S. Patent 5,538,966 [Equation (a)]. Further, compounds **7** can be aminated using a variety of well known procedures, such as initial activation of the hydroxyl group by forming a sulfonate ester, followed by reaction of this intermediate with the desired primary or secondary amine to give compounds **8** of Formula II where R³ and R⁴ are hydrogen and n is 1 [Equation (b)]. Additionally, using **7** as an intermediate with which to initiate a suitable

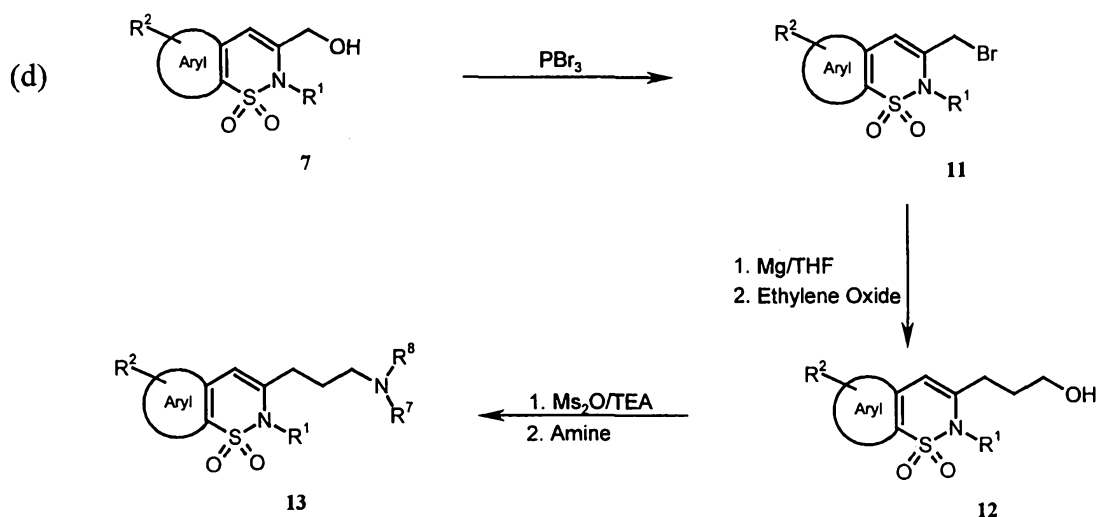
homologation sequence, compounds of Formula II wherein R^3 and R^4 are hydrogen and n is 2 or 3 can be prepared; an example of such a homologation sequence employing 7 is illustrated in Equations (c) and (d), respectively.

5

Scheme II

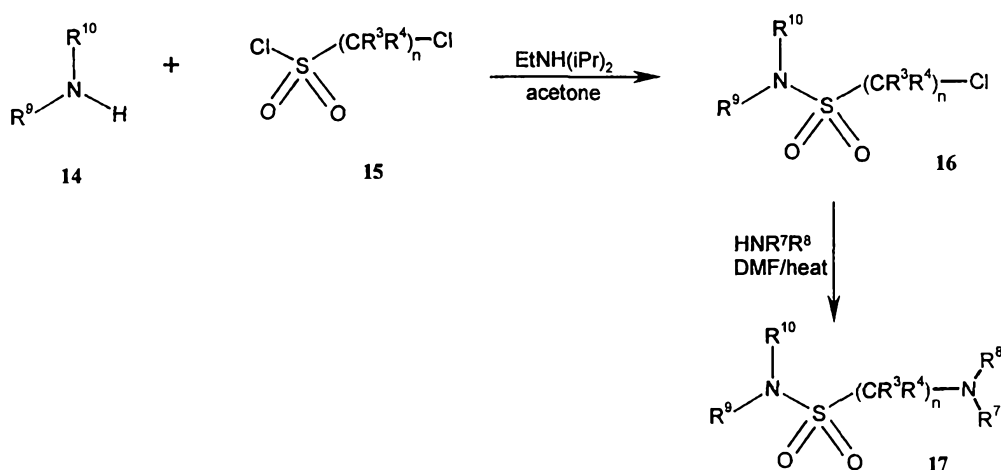


10



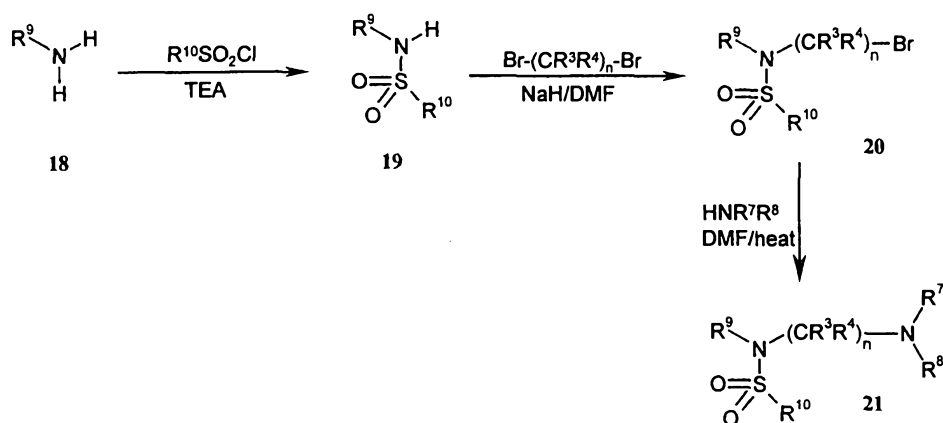
The preparation of compounds of Formula III can be readily accomplished by procedures herein described. For example, reaction of the desired amine **14** with the appropriate haloalkylsulfonyl chloride **15** in an inert solvent in the presence of a suitable base [see e.g., *J. Med. Chem.* **40**, 3217 (1997)] to give the haloalkylsulfonamide intermediate **16**. Subsequent reaction of **16** with the appropriate primary or secondary amine employing known procedures, provides compounds **17** of Formula III.

Scheme III



The preparation of compounds of Formula IV can be readily accomplished by procedures herein described. For example, reaction of the desired primary amine **18** with the appropriate sulfonyl chloride in an inert solvent in the presence of a suitable base provides the intermediate secondary sulfonamide **19** which can be alkylated by known procedures with the appropriately substituted alkyldibromide to give the haloalkylsulfonamide intermediate **20**. Subsequent reaction of **20** with the appropriate primary or secondary amine employing well known procedures provides compounds **21** of Formula IV.

Scheme IV



10

It is evident that some of the Compounds of Formula I - IV will include asymmetric atoms, all enantiomers and diastereomers are contemplated.

15

The term heteroaromatic ring refers to thiophene, furan, pyrrole, pyridine, pyrimidine, pyridazine and pyrazine.

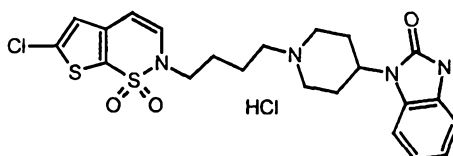
20

The Compounds can be administered systemically or locally to the eye (e.g., topically, intracamerally, or via an implant). The Compounds are preferably incorporated into topical ophthalmic formulations for delivery to the eye. The Compounds may be combined with ophthalmologically acceptable preservatives, surfactants, viscosity enhancers, penetration enhancers, buffers, sodium chloride, and water to form an aqueous, sterile ophthalmic

suspension or solution. Ophthalmic solution formulations may be prepared by dissolving a Compound in a physiologically acceptable isotonic aqueous buffer. Further, the ophthalmic solution may include an ophthalmologically acceptable surfactant to assist in dissolving the Compound. Furthermore, the ophthalmic solution may contain an agent to increase viscosity, such as, hydroxymethylcellulose, hydroxyethylcellulose, hydroxypropylmethylcellulose, methylcellulose, polyvinylpyrrolidone, or the like, to improve the retention of the formulation in the conjunctival sac. Gelling agents can also be used, including, but not limited to, gellan and xanthan gum. In order to prepare sterile ophthalmic ointment formulations, the active ingredient is combined with a preservative in an appropriate vehicle, such as, mineral oil, liquid lanolin, or white petrolatum. Sterile ophthalmic gel formulations may be prepared by suspending the active ingredient in a hydrophilic base prepared from the combination of, for example, carbopol-940, or the like, according to the published formulations for analogous ophthalmic preparations; preservatives and tonicity agents can be incorporated. The Compounds can be formulated for systemic (e.g. oral, I.V., I.M., subcutaneous) delivery according to methods known to one skilled in the art. For systemic delivery the Compounds are delivered at concentrations of 0.005 - 1000 mg. per dose, preferably 0.05 - 20.0, most preferably 0.2 - 5 mg. per dose. The Compounds will be dosed 1-4 times per day according to the discretion of a skilled clinician.

For ophthalmic medications the Compounds are preferably formulated as topical ophthalmic suspensions or solutions, with a pH of about 5 to 8. The Compounds will normally be contained in these formulations in an amount .01% to 5% by weight, but preferably in an amount of .25% to 2% by weight. Thus, for topical presentation 1 to 2 drops of these formulations would be delivered to the surface of the eye 1 to 4 times per day according to the routine discretion of a skilled clinician. The preferred Compounds are those set forth in Examples 1, 1.1, 1.2, 1.6, 1.8, 2.3, 2.7, 2.10, 2.1, 2.4, 3, 3.1, 3.11, 3.5, and 3.10.

Example 1

6-Chloro-2-[4-[4-(2*H*-benzimidazo-2-oxo-1-yl)piperidin-1-yl]butyl]-
2*H*-thieno[3,2-*e*]-1,2-thiazine 1,1-dioxide Hydrochloride

5 Step 1. A solution 6-chloro-3,4-dihydro-2*H*-thieno[3,2-*e*]-1,2-thiazine-4-ol 1,1-dioxide (9.0 g, 37.6 mmol) in dimethylformamide (200 mL, anhydrous) and sodium hydride (60% in oil, 1.66 g, 41.5 mmol) was reacted with 1,4-dibromobutane at 0°. The reaction was stirred in an ice bath for 30 min and then it was allowed to warm to room temperature and stir for three days. The mixture was poured into ice water (400 mL) and extracted with diethyl ether (2 x
10 200 mL). The combined organic layers were washed with water (200 mL), brine (200 mL) and then were dried over magnesium sulfate and evaporated. The resulting residue was purified by silica gel flash chromatography with hexane/ethyl acetate (7:3) to give 6-chloro-3,4-dihydro-2-(4-bromobutyl)-2*H*-thieno[3,2-*e*]-1,2-thiazine-4-ol 1,1-dioxide as a colorless oil (10.62 g, 75%); the ¹H NMR was consistent with the structure.

15 Step 2. The product from Step 1 (10.6 g, 28.3 mmol) was dissolved in tetrahydrofuran (anhydrous, 400 mL) and treated with triethyl amine (9.88 mL, 70.9 mmol) and methane sulfonic anhydride (9.86 g, 56.6 mmol) at room temperature and stirred for one hour. The suspension was concentrated and taken up in dimethylformamide (anhydrous, 120 mL). This
20 mixture was heated at 160° for 45 min. The reaction mixture was poured into ice water (300 ml) and extracted with dichloromethane (300 mL). The organic layer was washed with water (2 x 200 mL), dried over magnesium sulfate and evaporated to a brown oil. After silica flash chromatography with hexane/ethyl acetate 6-chloro-2-(4-bromobutyl)-2*H*-thieno[3,2-*e*]-1,2-thiazine 1,1-dioxide was obtained as a yellow oil (4.97 g, 49%); the ¹H NMR. was consistent
25 with the structure.

Step 3. A solution of 4-(2*H*-benzimidazo-2-oxo-1-yl)piperidine (0.30 mmol) in DMF (1.6 mL, anhydrous) and triethyl amine (0.5 mL) was treated with the product of Step 2 (0.103 g,

0.29 mmol) and stirred at 70° for 20 hours and then at room temperature for two days. The reaction mixture was diluted with ethyl acetate (3 mL) and water (4 mL). Saturated sodium bicarbonate (1 mL) was added and the layers were mixed followed by removal of the aqueous layer. The organic layer was washed with water (6 mL) and evaporated to give a residue that was dissolved in ethanol and treated with 1 N hydrochloric acid in ether. After evaporation the desired product was obtained as a white solid (69.2 mg, 45%): ¹H NMR and MS (M + H 493) were consistent with the structure.

By following the procedures of Example 1, but replacing 4-(2*H*-benzimidazo-2-oxo-1-yl)piperidine in Step 3 with the appropriate amine, the following compounds were prepared. The ¹H NMR spectrum and the mass spectrum for each of these compounds were consistent with the assigned structure.

1. 6-Chloro-2-[4-(4-phenylpiperazin-1-yl)butyl]-2*H*-thieno[3,2-*e*]-1,2-thiazine 1,1-dioxide hydrochloride;
2. 6-Chloro-2-[4-[4-(2-fluorophenyl)piperazin-1-yl]butyl]-2*H*-thieno[3,2-*e*]-1,2-thiazine 1,1-dioxide hydrochloride;
3. 6-Chloro-2-[4-[4-hydroxy-4-(4-chlorophenyl)piperidin-1-yl]butyl]-2*H*-thieno[3,2-*e*]-1,2-thiazine 1,1-dioxide hydrochloride;
4. 6-Chloro-2-[4-[4-hydroxypiperidin-1-yl]butyl]-2*H*-thieno[3,2-*e*]-1,2-thiazine 1,1-dioxide hydrochloride.

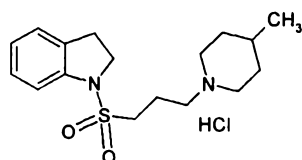
By following the procedures of Example 1, but replacing the 1,4-dibromobutane in Step 1 with 1,3-dibromopentane and 4-(2*H*-benzimidazo-2-oxo-1-yl)piperidine in Step 3 with the appropriate amine, the following compounds were prepared. The ¹H NMR spectrum and the mass spectrum for each of these compounds were consistent with the assigned structure.

5. 6-Chloro-2-[3-[4-phenylpiperazin-1-yl]propyl]-2*H*-thieno[3,2-*e*]-1,2-thiazine 1,1-dioxide hydrochloride;
6. 6-Chloro-2-[3-[4-(3-trifluoromethylphenyl)piperazin-1-yl]propyl]-2*H*-thieno[3,2-*e*]-1,2-thiazine 1,1-dioxide hydrochloride;

7. 6-Chloro-2-[3-[4-(2-fluorophenyl)piperazin-1-yl]propyl]-2*H*-thieno[3,2-*e*]-1,2-thiazine 1,1-dioxide hydrochloride;
8. 6-Chloro-2-[3-[4-(2*H*-benzimidazol-2-oxo)piperidin-1-yl]propyl]-2*H*-thieno[3,2-*e*]-1,2-thiazine 1,1-dioxide hydrochloride.

5

Example 2

3-(4-Methylpiperidin-1-yl)propylsulfonyl-2,3-dihydro-1*H*-indole Hydrochloride

10

Step 1. To a solution of indoline (4.00 g, 33.6 mmol) in 100 mL of acetone at 0 °C was added 3-chloropropanesulfonyl chloride (5.95 g, 33.6 mmol) with stirring. A solid precipitated from the solution. Diisopropylethylamine (4.33 g, 33.6 mmol) was added in two portions and the reaction mixture became a homogenous solution. The mixture was stirred for 30 min, warmed to ambient temperature, and evaporated to dryness. The crude mixture was combined with a saturated aqueous solution of sodium bicarbonate and extracted with ethyl acetate (2 x 100 mL). Chromatography on silica (10% to 25% ethyl acetate/hexane) gave an oil which solidified on standing (7.68 g, 77%, mp 53-53 °C).

15

20

Step 2. A mixture of the product of Step 1 (200 mg, 0.77 mmol) and 0.5 M solution of 4-methylpiperidine (4 mL, 2.0 mmol) was heated at 35 °C for 60 h. The reaction mixture was combined with a saturated aqueous solution of sodium bicarbonate and extracted with ethyl acetate (2 x 10 mL). The extracts were dried and evaporated to dryness. The crude product was filtered through a short silica column and treated with a 1.0 M solution of hydrogen chloride gas in ether. The solid was filtered and dried to give the hydrochloride salt (220 mg, 80 %): MS(ES) 323 (M+H).

25

By following the procedures of Example 2, but replacing 4-methylpiperidine in Step 2 with the appropriate amine, the following compounds were prepared. The ¹H NMR spectrum and the mass spectrum for each of these compounds were consistent with the assigned structure.

1. 3-[4-(3-Chlorophenyl)piperazin-1-yl]propylsulfonyl-2,3-dihydro-1*H*-indole;
2. 3-(3-Methylpiperidin-1-yl)propylsulfonyl-2,3-dihydro-1*H*-indole;
3. 3-(1,2,3,4-Tetrahydroisoquinolin-2-yl)propylsulfonyl-2,3-dihydro-1*H*-indole;
- 5 4. 3-[4-(3-Trifluoromethylphenyl)piperazin-1-yl]propylsulfonyl-2,3-dihydro-1*H*-indole;
5. 3-(4-Phenylpiperazin-1-yl)propylsulfonyl-2,3-dihydro-1*H*-indole;
6. 3-[4-(2-Fluorophenyl)piperazin-1-yl]propylsulfonyl-2,3-dihydro-1*H*-indole;
7. 3-[4-(2-Methoxyphenyl)piperazin-1-yl]propylsulfonyl-2,3-dihydro-1*H*-indole;
8. 3-[4-(4-Methoxyphenyl)piperazin-1-yl]propylsulfonyl-2,3-dihydro-1*H*-indole;
- 10 9. 3-[4-(2-Chlorophenyl)piperazin-1-yl]propylsulfonyl-2,3-dihydro-1*H*-indole.

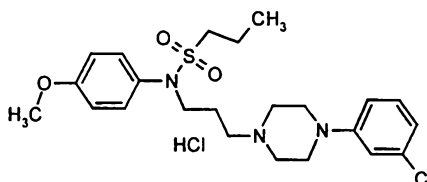
By following the procedures of Example 2, but replacing the indoline in Step 1 with *N*-methylaniline and the 4-methylpiperidine in Step 2 with the appropriate amine, the following compounds were prepared. The ¹H NMR spectrum and the mass spectrum for each of these
15 compounds were consistent with the assigned structure.

10. 3-(1,2,3,4-Tetrahydroisoquinolin-2-yl)-*N*-methyl-*N*-phenyl-propylsulfonamide;
11. *N*-Methyl-*N*-phenyl-3-[4-(3-trifluoromethylphenyl)piperazin-1-yl]propylsulfonamide;
12. *N*-Methyl-*N*-phenyl-3-(4-phenylpiperazin-1-yl)propylsulfonamide;
- 20 13. 3-[4-(2-Fluorophenyl)piperazin-1-yl]- *N*-methyl-*N*-phenyl-propylsulfonamide;
14. *N*-Methyl-3-[4-(2-methoxyphenyl)piperazin-1-yl]-*N*-phenyl-propylsulfonamide;
15. 3-[4-(2-Chlorophenyl)piperazin-1-yl]- *N*-methyl-*N*-phenyl-propylsulfonamide

By following the procedures of Example 2, but replacing the 3-chloropropanesulfonyl
25 chloride in Step 1 with 2-chloroethanesulfonyl chloride and the 4-methylpiperidine in Step 2 with 3-methylpiperidine, the following compound was prepared. The ¹H NMR spectrum and the mass spectrum for this compound were consistent with the assigned structure.

16. 2-(3-Methylpiperidin-1-yl)ethylsulfonyl-2,3-dihydro-1*H*-indole.

Example 3

N-[3-[4-(3-Chlorophenyl)piperazin-1-yl]propyl]-*N*-(4-methoxyphenyl)-propanesulfonamide Hydrochloride

5 Step 1. To a solution of *p*-anisidine (6.00 g, 48.7 mmol) and triethylamine (5.91 g, 58.4 mmol) in methylene chloride (200 mL) at 0°C was added propylsulfonyl chloride (7.64 g, 53.6 mmol) with stirring under nitrogen atmosphere. The reaction mixture was allowed to warm to room temperature and stirred overnight. The mixture was washed with a saturated aqueous solution of sodium bicarbonate (100 mL), water, and dried over magnesium sulfate.

10 The organic layer was evaporated to give an oil that was mixed with a solution of hexane and ethyl acetate (3:1) to afford a crystalline solid (7.97 g). The mother liquid was chromatographed on silica (hexane/ethyl acetate, 4:1) to give a solid (2.27 g, 92%): mp 72°C; MS(-ES) 228 (M-H).

15 Step 2. To the product of Step 1 (3.50 g, 15.3 mmol) in anhydrous dimethylformamide (80 mL) at 0°C was added sodium hydride (60 % suspension in mineral oil, 0.672 g, 16.8 mmol) under a nitrogen atmosphere. The suspension was stirred for 30 min and 1,3-dibromopropane (9.27 g, 45.9 mmol) was added over 1 min. The reaction was stirred for 3 h, mixed with a saturated aqueous solution of sodium bicarbonate (200 mL) and extracted with ethyl acetate

20 (3 x 100 mL). The combined extracts were dried and evaporated to dryness. Chromatography on silica (20% ethyl acetate in hexane) gave a colorless oil (4.33 g, 81%): MS(+ES) 352 (M+H).

25 Step 3. To a solution of the product of Step 2 (0.175 g, 0.50 mmol) in anhydrous dimethylformamide (1 mL) was added a 0.5 M solution of 1-(3-chlorophenyl)piperazine in dimethylformamide (1.1 mL, 0.55 mmol) and triethylamine (0.20 mL); this mixture was heated at 60°C for 18 h. The cooled reaction mixture was extracted with ethyl acetate (2 x 1 mL) and the combined extracts were washed with a saturated aqueous solution of sodium

bicarbonate, dried and evaporated to an oil which was treated with a 1.0 M solution of hydrogen chloride gas in ether to give the corresponding salt (0.11 g, 44%): MS(ES) 466 (M+).

5 By following the procedures of Example 3, but replacing 1-(3-chlorophenyl)piperazine in Step 3 with the appropriate amine, the following compounds were prepared. The ¹H NMR spectrum and the mass spectrum for each of these compounds were consistent with the assigned structure.

- 10 1. *N*-[3-(1,2,3,4-Tetrahydroisoquinolin-2-yl)propyl]-*N*-(4-methoxyphenyl)-propanesulfonamide;
2. *N*-[3-(3-Hydroxymethylpiperidin-1-yl)propyl]-*N*-(4-methoxyphenyl)-propanesulfonamide;
3. *N*-(4-Methoxyphenyl)-*N*-[3-(morpholin-4-yl)propyl]-propanesulfonamide;
4. *N*-(4-Methoxyphenyl)-*N*-[3-(2-methylpiperidin-1-yl)propyl]-propanesulfonamide;
- 15 5. *N*-[3-[4-(3-Chlorophenyl)piperazin-1-yl]propyl]-*N*-(4-methoxyphenyl)-propanesulfonamide;
6. *N*-(4-Methoxyphenyl)-*N*-[3-[4-(3-trifluoromethylphenyl)piperazin-1-yl]propyl]-propanesulfonamide;
7. *N*-[3-(4-phenyl)piperazin-1-yl]propyl]-*N*-(4-methoxyphenyl)-propanesulfonamide;
- 20 8. *N*-[3-[4-(2-Fluorophenyl)piperazin-1-yl]propyl]-*N*-(4-methoxyphenyl)-propanesulfonamide;
9. *N*-[3-[4-(4-Methoxyphenyl)piperazin-1-yl]propyl]-*N*-(4-methoxyphenyl)-propanesulfonamide;
10. *N*-[3-[4-(2-Methoxyphenyl)piperazin-1-yl]propyl]-*N*-(4-methoxyphenyl)-
25 propanesulfonamide;
11. *N*-[3-[4-(2-Chlorophenyl)piperazin-1-yl]propyl]-*N*-(4-methoxyphenyl)-propanesulfonamide;
12. *N*-[3-[4-(2*H*-Benzimidazo-2-oxo-1-yl)piperidin-1-yl]propyl]-*N*-(4-methoxyphenyl)-propanesulfonamide.

30

By following the procedures of Example 3, but replacing the 1,3-dibromopropane in Step 2 with 1,4-dibromobutane and the 1-(3-chlorophenyl)piperazine in Step 3 with 1,2,3,4-

tetrahydroisoquinoline, the following compound was prepared. The ¹H NMR spectrum and the mass spectrum for this compound were consistent with the assigned structure.

13. *N*-[4-(1,2,3,4-Tetrahydroisoquinolin-2-yl)butyl]-*N*-(4-methoxyphenyl)-
methanesulfonamide.

The following topical ophthalmic formulations are useful according to the present invention administered 1-4 times per day according to the discretion of a skilled clinician.

EXAMPLE 4

Ingredients	Amount (wt %)
5HT ₇ Compound	0.01 – 2%
Hydroxypropyl methylcellulose	0.5%
Dibasic sodium phosphate (anhydrous)	0.2%
Sodium chloride	0.5%
Disodium EDTA (Edetate disodium)	0.01%
Polysorbate 80	0.05%
Benzalkonium chloride	0.01%
Sodium hydroxide / Hydrochloric acid	For adjusting pH to 7.3 – 7.4
Purified water	q.s. to 100%

EXAMPLE 5

Ingredients	Amount (wt %)
5HT ₇ Compound	0.01 – 2%
Hydroxypropyl methylcellulose	0.5%
Cremophor EL	0.1%
Tromethamine, USP, AR	0.64%
Mannitol, USP	3.0%
Boric acid, USP	0.3%
Dibasic sodium phosphate (anhydrous)	0.2%
Sodium chloride	0.5%
Disodium EDTA (Edetate disodium)	0.01%
Polysorbate 80	0.05%
Benzalkonium chloride	0.01%
Sodium hydroxide / Hydrochloric acid	For adjusting pH to 7.3 – 7.4
Purified water	q.s. to 100%

5

EXAMPLE 6

Ingredients	Amount (wt %)
5HT ₇ Compound	0.01 – 2%
Methyl cellulose	4.0%
Dibasic sodium phosphate (anhydrous)	0.2%
Sodium chloride	0.5%
Disodium EDTA (Edetate disodium)	0.01%
Polysorbate 80	0.05%
Benzalkonium chloride	0.01%
Sodium hydroxide / Hydrochloric acid	For adjusting pH to 7.3 – 7.4
Purified water	q.s. to 100%

EXAMPLE 7

Ingredients	Amount (wt %)
5HT ₇ Compound	0.01 – 2%
Hydroxypropyl- β -cyclodextrin	4.0%
Dibasic sodium phosphate (anhydrous)	0.2%
Sodium chloride	0.5%
Disodium EDTA (Edetate disodium)	0.01%
Polysorbate 80	0.05%
Benzalkonium chloride	0.01%
Sodium hydroxide / Hydrochloric acid	For adjusting pH to 7.3 – 7.4
Purified water	q.s. to 100%

5

EXAMPLE 8

Ingredients	Amount (wt %)
5HT ₇ Compound	0.01 – 2%
Xanthan gum	0.5-6.0%
Dibasic sodium phosphate (anhydrous)	0.2%
Sodium chloride	0.5%
Disodium EDTA (Edetate disodium)	0.01%
Polysorbate 80	0.05%
Benzalkonium chloride	0.01%
Sodium hydroxide / Hydrochloric acid	For adjusting pH to 7.3 – 7.4
Purified water	q.s. to 100%

EXAMPLE 9

Ingredients	Amount (wt %)
5HT ₇ Compound	0.01 – 2%
Guar gum	0.4- 6.0%
Dibasic sodium phosphate (anhydrous)	0.2%
Sodium chloride	0.5%
Disodium EDTA (Edetate disodium)	0.01%
Polysorbate 80	0.05%
Benzalkonium chloride	0.01%
Sodium hydroxide / Hydrochloric acid	For adjusting pH to 7.3 – 7.4
Purified water	q.s. to 100%

5

EXAMPLE 10

Ingredients	Amount (wt %)
5HT ₇ Compound	0.01 – 2%
Tyloxapol	0.2 – 4.0%
Dibasic sodium phosphate (anhydrous)	0.2%
Sodium chloride	0.5%
Disodium EDTA (Edetate disodium)	0.01%
Polysorbate 80	0.05%
Benzalkonium chloride	0.01%
Sodium hydroxide / Hydrochloric acid	For adjusting pH to 7.3 – 7.4
Purified water	q.s. to 100%

EXAMPLE 11

Ingredients	Amount (wt %)
5HT ₇ Compound	0.01 – 2%
White petrolatum and mineral oil and lanolin	Ointment consistency
Dibasic sodium phosphate (anhydrous)	0.2%
Sodium chloride	0.5%
Disodium EDTA (Edetate disodium)	0.01%
Polysorbate 80	0.05%
Benzalkonium chloride	0.01%
Sodium hydroxide / Hydrochloric acid	For adjusting pH to 7.3 – 7.4

5

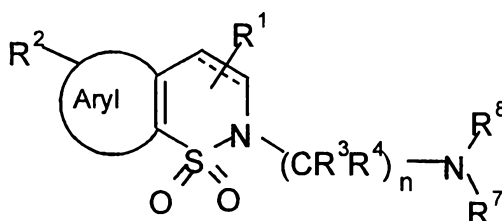
EXAMPLE 12**Formulation for Oral Administration**

10

Tablet: 0.2 - 5 mg. of 5HT₇ Compound with inactive ingredients such as cornstarch, lactose, colloidal silicon dioxide, microcrystalline cellulose, and magnesium stearate can be formulated according to procedures known to those skilled in the art of tablet formulation.

We Claim:

1. A compound of the formula:



5

Wherein the dashed bond represents a single or double bond;

Aryl signifies a fused phenyl or monocyclic heteroaromatic ring;

10 R¹ is H, OH, OC₁₋₃alkyl, C₁₋₃alkyl, C₁₋₃alkyl substituted optionally with OH, or OC₁₋₃alkyl;

R² is H, halogen, C₁₋₃alkyl, CONR⁵R⁶, S(=O)_mC₁₋₃alkyl, S(=O)₂NR⁵R⁶, C₁₋₃alkyl substituted optionally with OH, or OC₁₋₃alkyl;

R³, R⁴ are independently H, C₁₋₃alkyl, C₁₋₃alkyl substituted optionally with OH or OC₁₋₃alkyl;

R⁵, R⁶ are independently H, C₁₋₃alkyl, C₂₋₃alkyl substituted optionally with OH, OC₁₋₃alkyl, or

15 R⁵ and R⁶ can be joined together with saturated carbon atoms to form a 5 or 6

membered ring and said carbon atoms can be either unsubstituted or substituted

optionally with C₁₋₃alkyl, C₂₋₃alkyl substituted optionally with OH or OC₁₋₃alkyl;

R⁷, R⁸ are together with the nitrogen atom to which they are attached incorporated into a

heterocyclic ring of 5 to 8 atoms which may include a second heteroatom selected

20 from N, O, S, such as pyrrolidine, piperidine, Δ³-piperidine, piperazine, morpholine

or thiomorpholine which can be unsubstituted or substituted on carbon with one or

more substituents optionally selected from C₁₋₃alkyl, C₁₋₃alkyl substituted

optionally with OH, OC₁₋₃alkyl, phenyl which can be unsubstituted or substituted

optionally with halogen, CF₃, OC₁₋₃alkyl, or C₁₋₃alkyl, or substituted on nitrogen

25 with C₁₋₄alkoxy or phenyl which can be unsubstituted or substituted optionally with

halogen, CF₃, OC₁₋₃alkyl, or C₁₋₃alkyl;

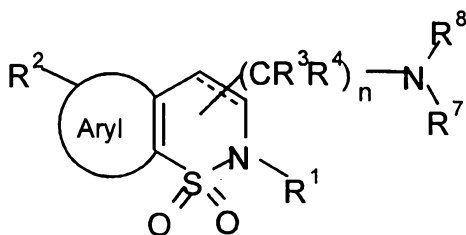
n is 2 to 4;

m is 0, 1 or 2

and any pharmaceutically acceptable salts and solvates.

30

2. A compound of the formula:



- 5 Wherein the dashed bond represents a single or double bond;
 Aryl signifies a fused phenyl or monocyclic heteroaromatic ring;
 R¹ is H, C₁₋₅alkyl, C₃₋₅alkenyl, an aromatic ring such as phenyl, thienyl, pyridyl, and
 imidazolyl which is either unsubstituted or substituted optionally with OH,
 OC₁₋₃alkyl, S(=O)_mC₁₋₃alkyl, halogen, CF₃, or S(=O)₂NR⁵R⁶; or C₂₋₅alkyl
 10 substituted optionally with OH, OC₁₋₃alkyl, S(=O)_mC₁₋₃alkyl or an aromatic ring
 such as phenyl, thienyl, pyridyl, and imidazolyl which is either unsubstituted or
 substituted optionally with OH, OC₁₋₃alkyl, S(=O)_mC₁₋₃alkyl, halogen, CF₃, S(=O)₂
 NR⁵R⁶; or C₃₋₅alkenyl substituted optionally with OH, OC₁₋₃alkyl, or S(=O)_mC₁₋₃
 alkyl;
- 15 R² is H, halogen, C₁₋₃alkyl, S(=O)_mC₁₋₃alkyl, S(=O)₂NR⁵R⁶, or C₁₋₃alkyl substituted
 optionally with OH, or OC₁₋₃alkyl;
- R³ & R⁴ are independently H, C₁₋₃alkyl, or C₁₋₃alkyl substituted optionally with OH or
 OC₁₋₃alkyl;
- R⁵, R⁶ are independently H, C₁₋₃alkyl, C₂₋₃alkyl substituted optionally with OH, OC₁₋₃alkyl,
 20 or R⁵ and R⁶ can be joined together with saturated carbon atoms to form a 5 or 6
 membered ring and said carbon atoms can be either unsubstituted or substituted
 optionally with C₁₋₃alkyl, C₂₋₃alkyl substituted optionally with OH or OC₁₋₃alkyl;
- R⁷, R⁸ are together with the nitrogen atom to which they are attached incorporated into a
 heterocyclic ring of 5 to 8 atoms which may include a second heteroatom selected
 25 from N, O, S, such as pyrrolidine, piperidine, Δ³-piperidein, piperazine, morpholine
 or thiomorpholine which can be unsubstituted or substituted on carbon with one or
 more substituents optionally selected from C₁₋₃alkyl, C₁₋₃alkyl substituted
 optionally with OH, OC₁₋₃alkyl, phenyl which can be unsubstituted or substituted

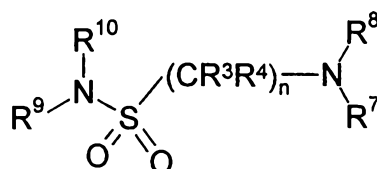
optionally with halogen, CF₃, OC₁₋₃alkyl, or C₁₋₃alkyl, or substituted on nitrogen with C₁₋₄alkoxy or phenyl which can be unsubstituted or substituted optionally with halogen, CF₃, OC₁₋₃alkyl, or C₁₋₃alkyl;

n is 2 to 4;

5 m is 0, 1 or 2

and any pharmaceutically acceptable salts and solvates.

3. A compound of the formula:



10 R³ & R⁴ are independently H, C₁₋₃alkyl, or C₁₋₃alkyl substituted optionally with OH or OC₁₋₃alkyl;

R⁷, R⁸ are together with the nitrogen atom to which they are attached incorporated into a heterocyclic ring of 5 to 8 atoms which may include a second heteroatom selected from N, O, S, such as pyrrolidine, piperidine, Δ³-piperidein, piperazine, morpholine
15 or thiomorpholine which can be unsubstituted or substituted on carbon with one or more substituents optionally selected from C₁₋₃alkyl, C₁₋₃alkyl substituted optionally with OH, OC₁₋₃alkyl, phenyl which can be unsubstituted or substituted optionally with halogen, CF₃, OC₁₋₃alkyl, or C₁₋₃alkyl, or substituted on nitrogen with C₁₋₄alkoxy or phenyl which can be unsubstituted or substituted optionally with
20 halogen, CF₃, OC₁₋₃alkyl, or C₁₋₃alkyl;

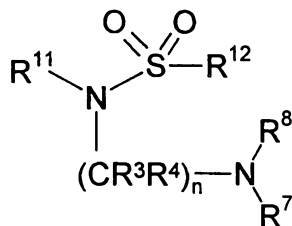
R⁹ is phenyl or a monocyclic heteroaromatic ring which can be unsubstituted or substituted with C₁₋₄ alkyl, halogen, OC₁₋₄alkyl;

R¹⁰ is C₁₋₄alkyl, or R¹⁰ can be joined to R⁹ to form a fused bicyclic ring system such as indoline;

25 n is 2 to 4

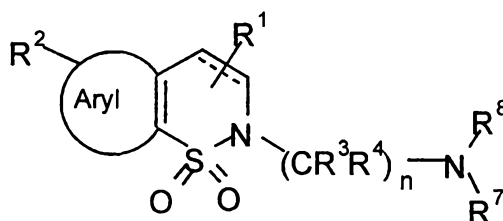
and any pharmaceutically acceptable salts and solvates.

4. A Compound of the formula:



- 5 R³ & R⁴ are independently H, C₁₋₃alkyl, or C₁₋₃alkyl substituted optionally with OH or OC₁₋₃alkyl;
- R⁷, R⁸ are together with the nitrogen atom to which they are attached incorporated into a heterocyclic ring of 5 to 8 atoms which may include a second heteroatom selected from N, O, S, such as pyrrolidine, piperidine, Δ³-piperidein, piperazine, morpholine or thiomorpholine which can be unsubstituted or substituted on carbon with one or more substituents optionally selected from C₁₋₃alkyl, C₁₋₃alkyl substituted optionally with OH, OC₁₋₃alkyl, phenyl which can be unsubstituted or substituted optionally with halogen, CF₃, OC₁₋₃alkyl, or C₁₋₃alkyl, or substituted on nitrogen with C₁₋₄alkoxy or phenyl which can be unsubstituted or substituted optionally with halogen, CF₃, OC₁₋₃alkyl, or C₁₋₃alkyl;
- 10 R¹¹ is C₁₋₃alkyl, phenyl or a monocyclic heteroaromatic ring which can be unsubstituted or substituted with C₁₋₄ alkyl, halogen, OC₁₋₄alkyl;
- R¹² is C₁₋₄alkyl or a fused bicyclic heteroaromatic ring such as thieno[3,2-*e*]-1,2-thiazine, or 1,2-benzothiazine, or R¹² can be joined to R¹¹ to form a fused bicyclic ring system such as 2,3-dihydro-benzo[*c*]isoxazole;
- 20 n is 2 to 4
and any pharmaceutically acceptable salts and solvates.

5. A method for lowering IOP which comprises administering to a person in need thereof, a composition comprising an effective amount of a compound of the formula:



Wherein the dashed bond represents a single or double bond;

Aryl signifies a fused phenyl or monocyclic heteroaromatic ring;

R¹ is H, OH, OC₁₋₃alkyl, C₁₋₃alkyl, C₁₋₃alkyl substituted optionally with OH, or OC₁₋₃alkyl;

10 R² is H, halogen, C₁₋₃alkyl, CONR⁵R⁶, S(=O)_mC₁₋₃alkyl, S(=O)₂NR⁵R⁶, C₁₋₃alkyl substituted optionally with OH, or OC₁₋₃alkyl;

R³, R⁴ are independently H, C₁₋₃alkyl, C₁₋₃alkyl substituted optionally with OH or OC₁₋₃alkyl;

R⁵, R⁶ are independently H, C₁₋₃alkyl, C₂₋₃alkyl substituted optionally with OH, OC₁₋₃alkyl, or

15 R⁵ and R⁶ can be joined together with saturated carbon atoms to form a 5 or 6 membered ring and said carbon atoms can be either unsubstituted or substituted optionally with C₁₋₃alkyl, C₂₋₃alkyl substituted optionally with OH or OC₁₋₃alkyl;

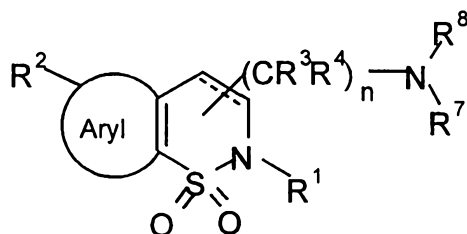
20 R⁷, R⁸ are together with the nitrogen atom to which they are attached incorporated into a heterocyclic ring of 5 to 8 atoms which may include a second heteroatom selected from N, O, S, such as pyrrolidine, piperidine, Δ³-piperidine, piperazine, morpholine or thiomorpholine which can be unsubstituted or substituted on carbon with one or more substituents optionally selected from C₁₋₃alkyl, C₁₋₃alkyl substituted optionally with OH, OC₁₋₃alkyl, phenyl which can be unsubstituted or substituted optionally with halogen, CF₃, OC₁₋₃alkyl, or C₁₋₃alkyl, or substituted on nitrogen with C₁₋₄alkoxy or phenyl which can be unsubstituted or substituted optionally with
25 halogen, CF₃, OC₁₋₃alkyl, or C₁₋₃alkyl;

n is 2 to 4;

m is 0, 1 or 2

and any pharmaceutically acceptable salts and solvates.

6. A method for lowering IOP which comprises administering to a person in need thereof, a composition comprising an effective amount of a compound of the formula:



5

Wherein the dashed bond represents a single or double bond;

Aryl signifies a fused phenyl or monocyclic heteroaromatic ring;

R¹ is H, C₁₋₅alkyl, C₃₋₅alkenyl, an aromatic ring such as phenyl, thienyl, pyridyl, and imidazolyl which is either unsubstituted or substituted optionally with OH, OC₁₋₃alkyl, S(=O)_mC₁₋₃alkyl, halogen, CF₃, or S(=O)₂NR⁵R⁶; or C₂₋₅alkyl substituted optionally with OH, OC₁₋₃alkyl, S(=O)_mC₁₋₃alkyl or an aromatic ring such as phenyl, thienyl, pyridyl, and imidazolyl which is either unsubstituted or substituted optionally with OH, OC₁₋₃alkyl, S(=O)_mC₁₋₃alkyl, halogen, CF₃, S(=O)₂NR⁵R⁶; or C₃₋₅alkenyl substituted optionally with OH, OC₁₋₃alkyl, or S(=O)_mC₁₋₃alkyl;

10

15

R² is H, halogen, C₁₋₃alkyl, S(=O)_mC₁₋₃alkyl, S(=O)₂NR⁵R⁶, or C₁₋₃alkyl substituted optionally with OH, or OC₁₋₃alkyl;

R³ & R⁴ are independently H, C₁₋₃alkyl, or C₁₋₃alkyl substituted optionally with OH or OC₁₋₃alkyl;

20

R⁵, R⁶ are independently H, C₁₋₃alkyl, C₂₋₃alkyl substituted optionally with OH, OC₁₋₃alkyl, or R⁵ and R⁶ can be joined together with saturated carbon atoms to form a 5 or 6 membered ring and said carbon atoms can be either unsubstituted or substituted optionally with C₁₋₃alkyl, C₂₋₃alkyl substituted optionally with OH or OC₁₋₃alkyl;

25

R⁷, R⁸ are together with the nitrogen atom to which they are attached incorporated into a heterocyclic ring of 5 to 8 atoms which may include a second heteroatom selected from N, O, S, such as pyrrolidine, piperidine, Δ³-piperidein, piperazine, morpholine or thiomorpholine which can be unsubstituted or substituted on carbon with one or

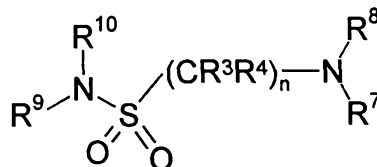
more substituents optionally selected from C₁₋₃alkyl, C₁₋₃alkyl substituted optionally with OH, OC₁₋₃alkyl, phenyl which can be unsubstituted or substituted optionally with halogen, CF₃, OC₁₋₃alkyl, or C₁₋₃alkyl, or substituted on nitrogen with C₁₋₄alkoxy or phenyl which can be unsubstituted or substituted optionally with
 5 halogen, CF₃, OC₁₋₃alkyl, or C₁₋₃alkyl;

n is 2 to 4;

m is 0, 1 or 2

and any pharmaceutically acceptable salts and solvates.

10 7. A method for lowering IOP which comprises administering to a person in need thereof, a composition comprising an effective amount of a compound of the formula:



R³ & R⁴ are independently H, C₁₋₃alkyl, or C₁₋₃alkyl substituted optionally with OH or
 OC₁₋₃alkyl;

15 R⁷, R⁸ are together with the nitrogen atom to which they are attached incorporated into a heterocyclic ring of 5 to 8 atoms which may include a second heteroatom selected from N, O, S, such as pyrrolidine, piperidine, Δ³-piperidein, piperazine, morpholine or thiomorpholine which can be unsubstituted or substituted on carbon with one or more substituents optionally selected from C₁₋₃alkyl, C₁₋₃alkyl substituted
 20 optionally with OH, OC₁₋₃alkyl, phenyl which can be unsubstituted or substituted optionally with halogen, CF₃, OC₁₋₃alkyl, or C₁₋₃alkyl, or substituted on nitrogen with C₁₋₄alkoxy or phenyl which can be unsubstituted or substituted optionally with halogen, CF₃, OC₁₋₃alkyl, or C₁₋₃alkyl;

R⁹ is phenyl or a monocyclic heteroaromatic ring which can be unsubstituted or substituted
 25 with C₁₋₄alkyl, halogen, OC₁₋₄alkyl;

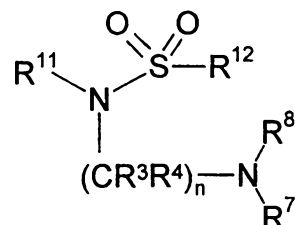
R¹⁰ is C₁₋₄alkyl, or R¹⁰ can be joined to R⁹ to form a fused bicyclic ring system such as
 indoline;

n is 2 to 4

and any pharmaceutically acceptable salts and solvates.

8. A method for lowering IOP which comprises administering to a person in need thereof, a composition comprising an effective amount of a compound of the formula:

5



R^3 & R^4 are independently H, C_{1-3} alkyl, or C_{1-3} alkyl substituted optionally with OH or OC_{1-3} alkyl;

10 R^7 , R^8 are together with the nitrogen atom to which they are attached incorporated into a heterocyclic ring of 5 to 8 atoms which may include a second heteroatom selected from N, O, S, such as pyrrolidine, piperidine, Δ^3 -piperidein, piperazine, morpholine or thiomorpholine which can be unsubstituted or substituted on carbon with one or more substituents optionally selected from C_{1-3} alkyl, C_{1-3} alkyl substituted optionally with OH, OC_{1-3} alkyl, phenyl which can be unsubstituted or substituted
15 optionally with halogen, CF_3 , OC_{1-3} alkyl, or C_{1-3} alkyl, or substituted on nitrogen with C_{1-4} alkoxy or phenyl which can be unsubstituted or substituted optionally with halogen, CF_3 , OC_{1-3} alkyl, or C_{1-3} alkyl;

R^{11} is C_{1-3} alkyl, phenyl or a monocyclic heteroaromatic ring which can be unsubstituted or substituted with C_{1-4} alkyl, halogen, OC_{1-4} alkyl;

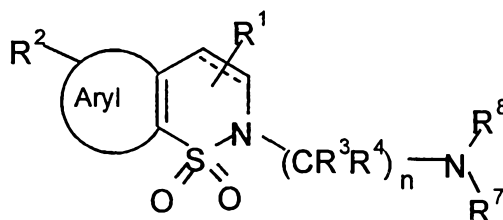
20 R^{12} is C_{1-4} alkyl or a fused bicyclic heteroaromatic ring such as thieno[3,2-*e*]-1,2-thiazine, or 1,2-benzothiazine, or R^{12} can be joined to R^{11} to form a fused bicyclic ring system such as 2,3-dihydro-benzo[*c*]isoxazole;

n is 2 to 4

and any pharmaceutically acceptable salts and solvates.

25

9. A method for improving blood flow to the optic nerve head and the retina which comprises administering to a person in need thereof, a composition comprising an effective amount of a compound of the formula:



5

Wherein the dashed bond represents a single or double bond;

Aryl signifies a fused phenyl or monocyclic heteroaromatic ring;

10 R¹ is H, OH, OC₁₋₃alkyl, C₁₋₃alkyl, C₁₋₃alkyl substituted optionally with OH, or OC₁₋₃alkyl;

R² is H, halogen, C₁₋₃alkyl, CONR⁵R⁶, S(=O)_mC₁₋₃alkyl, S(=O)₂NR⁵R⁶, C₁₋₃alkyl substituted optionally with OH, or OC₁₋₃alkyl;

R³, R⁴ are independently H, C₁₋₃alkyl, C₁₋₃alkyl substituted optionally with OH or OC₁₋₃alkyl;

R⁵, R⁶ are independently H, C₁₋₃alkyl, C₂₋₃alkyl substituted optionally with OH, OC₁₋₃alkyl, or

15 R⁵ and R⁶ can be joined together with saturated carbon atoms to form a 5 or 6 membered ring and said carbon atoms can be either unsubstituted or substituted optionally with C₁₋₃alkyl, C₂₋₃alkyl substituted optionally with OH or OC₁₋₃alkyl;

R⁷, R⁸ are together with the nitrogen atom to which they are attached incorporated into a heterocyclic ring of 5 to 8 atoms which may include a second heteroatom selected from N, O, S, such as pyrrolidine, piperidine, Δ³-piperidein, piperazine, morpholine or thiomorpholine which can be unsubstituted or substituted on carbon with one or more substituents optionally selected from C₁₋₃alkyl, C₁₋₃alkyl substituted optionally with OH, OC₁₋₃alkyl, phenyl which can be unsubstituted or substituted optionally with halogen, CF₃, OC₁₋₃alkyl, or C₁₋₃alkyl, or substituted on nitrogen with C₁₋₄alkoxy or phenyl which can be unsubstituted or substituted optionally with halogen, CF₃, OC₁₋₃alkyl, or C₁₋₃alkyl;

25

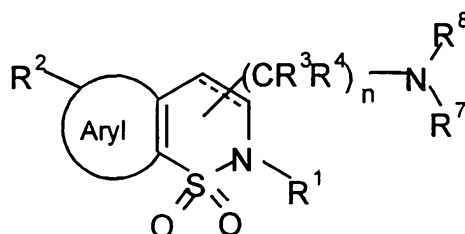
n is 2 to 4;

m is 0, 1 or 2

and any pharmaceutically acceptable salts and solvates.

10. A method for improving blood flow to the optic nerve head and the retina which comprises administering to a person in need thereof, a composition comprising an effective amount of a compound of the formula:

5



Wherein the dashed bond represents a single or double bond;

Aryl signifies a fused phenyl or monocyclic heteroaromatic ring;

10 R^1 is H, C_{1-3} alkyl, C_{3-5} alkenyl, an aromatic ring such as phenyl, thienyl, pyridyl, and imidazolyl which is either unsubstituted or substituted optionally with OH, OC_{1-3} alkyl, $S(=O)_m C_{1-3}$ alkyl, halogen, CF_3 , or $S(=O)_2 NR^5 R^6$; or C_{2-5} alkyl substituted optionally with OH, OC_{1-3} alkyl, $S(=O)_m C_{1-3}$ alkyl or an aromatic ring
 15 such as phenyl, thienyl, pyridyl, and imidazolyl which is either unsubstituted or substituted optionally with OH, OC_{1-3} alkyl, $S(=O)_m C_{1-3}$ alkyl, halogen, CF_3 , $S(=O)_2 NR^5 R^6$; or C_{3-5} alkenyl substituted optionally with OH, OC_{1-3} alkyl, or $S(=O)_m C_{1-3}$ alkyl;

R^2 is H, halogen, C_{1-3} alkyl, $S(=O)_m C_{1-3}$ alkyl, $S(=O)_2 NR^5 R^6$, or C_{1-3} alkyl substituted optionally with OH, or OC_{1-3} alkyl;

20 R^3 & R^4 are independently H, C_{1-3} alkyl, or C_{1-3} alkyl substituted optionally with OH or OC_{1-3} alkyl;

R^5 , R^6 are independently H, C_{1-3} alkyl, C_{2-3} alkyl substituted optionally with OH, OC_{1-3} alkyl, or R^5 and R^6 can be joined together with saturated carbon atoms to form a 5 or 6 membered ring and said carbon atoms can be either unsubstituted or substituted
 25 optionally with C_{1-3} alkyl, C_{2-3} alkyl substituted optionally with OH or OC_{1-3} alkyl;

R^7 , R^8 are together with the nitrogen atom to which they are attached incorporated into a heterocyclic ring of 5 to 8 atoms which may include a second heteroatom selected from N, O, S, such as pyrrolidine, piperidine, Δ^3 -piperidine, piperazine, morpholine

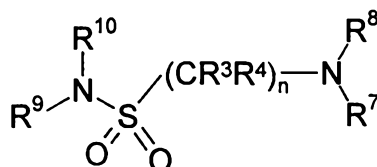
or thiomorpholine which can be unsubstituted or substituted on carbon with one or more substituents optionally selected from C₁₋₃alkyl, C₁₋₃alkyl substituted optionally with OH, OC₁₋₃alkyl, phenyl which can be unsubstituted or substituted optionally with halogen, CF₃, OC₁₋₃alkyl, or C₁₋₃alkyl, or substituted on nitrogen with C₁₋₄alkoxy or phenyl which can be unsubstituted or substituted optionally with halogen, CF₃, OC₁₋₃alkyl, or C₁₋₃alkyl;

n is 2 to 4;

m is 0, 1 or 2

and any pharmaceutically acceptable salts and solvates.

11. A method for improving blood flow to the optic nerve head and the retina which comprises administering to a person in need thereof, a composition comprising an effective amount of a compound of the formula:



R³ & R⁴ are independently H, C₁₋₃alkyl, or C₁₋₃alkyl substituted optionally with OH or OC₁₋₃alkyl;

R⁷, R⁸ are together with the nitrogen atom to which they are attached incorporated into a heterocyclic ring of 5 to 8 atoms which may include a second heteroatom selected from N, O, S, such as pyrrolidine, piperidine, Δ³-piperidein, piperazine, morpholine or thiomorpholine which can be unsubstituted or substituted on carbon with one or more substituents optionally selected from C₁₋₃alkyl, C₁₋₃alkyl substituted optionally with OH, OC₁₋₃alkyl, phenyl which can be unsubstituted or substituted optionally with halogen, CF₃, OC₁₋₃alkyl, or C₁₋₃alkyl, or substituted on nitrogen with C₁₋₄alkoxy or phenyl which can be unsubstituted or substituted optionally with halogen, CF₃, OC₁₋₃alkyl, or C₁₋₃alkyl;

R⁹ is phenyl or a monocyclic heteroaromatic ring which can be unsubstituted or substituted with C₁₋₄ alkyl, halogen, OC₁₋₄alkyl;

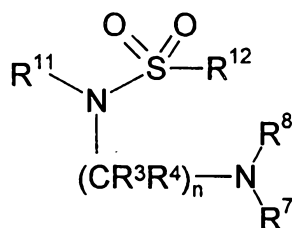
R¹⁰ is C₁₋₄alkyl, or R¹⁰ can be joined to R⁹ to form a fused bicyclic ring system such as indoline;

5 n is 2 to 4

and any pharmaceutically acceptable salts and solvates.

12. A method for improving blood flow to the optic nerve head and the retina which comprises administering to a person in need thereof, a composition comprising an effective amount of a compound of the formula:

10



R³ & R⁴ are independently H, C₁₋₃alkyl, or C₁₋₃alkyl substituted optionally with OH or OC₁₋₃alkyl;

15

R⁷, R⁸ are together with the nitrogen atom to which they are attached incorporated into a heterocyclic ring of 5 to 8 atoms which may include a second heteroatom selected from N, O, S, such as pyrrolidine, piperidine, Δ³-piperidein, piperazine, morpholine or thiomorpholine which can be unsubstituted or substituted on carbon with one or more substituents optionally selected from C₁₋₃alkyl, C₁₋₃alkyl substituted optionally with OH, OC₁₋₃alkyl, phenyl which can be unsubstituted or substituted optionally with halogen, CF₃, OC₁₋₃alkyl, or C₁₋₃alkyl, or substituted on nitrogen with C₁₋₄alkoxy or phenyl which can be unsubstituted or substituted optionally with halogen, CF₃, OC₁₋₃alkyl, or C₁₋₃alkyl;

20

R¹¹ is C₁₋₃alkyl, phenyl or a monocyclic heteroaromatic ring which can be unsubstituted or substituted with C₁₋₄ alkyl, halogen, OC₁₋₄alkyl;

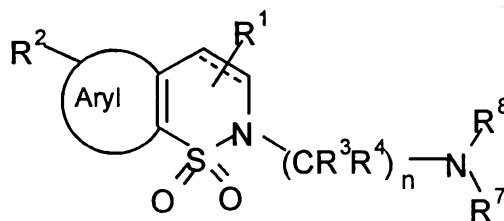
25

R¹² is C₁₋₄alkyl or a fused bicyclic heteroaromatic ring such as thieno[3,2-*e*]-1,2-thiazine, or 1,2-benzothiazine, or R¹² can be joined to R¹¹ to form a fused bicyclic ring system such as 2,3-dihydro-benzo[*c*]isoxazole;

n is 2 to 4

and any pharmaceutically acceptable salts and solvates.

13. A method for treating retinal diseases which comprises administering to a person
5 in need thereof, a composition comprising an effective amount of a compound of the formula:



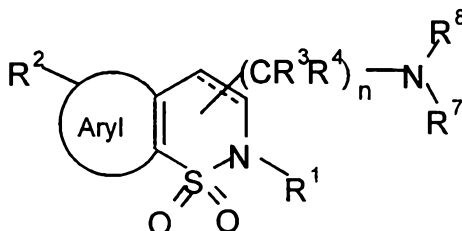
- 10 Wherein the dashed bond represents a single or double bond;
Aryl signifies a fused phenyl or monocyclic heteroaromatic ring;
R¹ is H, OH, OC₁₋₃alkyl, C₁₋₃alkyl, C₁₋₃alkyl substituted optionally with OH, or OC₁₋₃alkyl;
R² is H, halogen, C₁₋₃alkyl, CONR⁵R⁶, S(=O)_mC₁₋₃alkyl, S(=O)₂NR⁵R⁶, C₁₋₃alkyl substituted
optionally with OH, or OC₁₋₃alkyl;
15 R³, R⁴ are independently H, C₁₋₃alkyl, C₁₋₃alkyl substituted optionally with OH or OC₁₋₃alkyl;
R⁵, R⁶ are independently H, C₁₋₃alkyl, C₂₋₃alkyl substituted optionally with OH, OC₁₋₃alkyl, or
R⁵ and R⁶ can be joined together with saturated carbon atoms to form a 5 or 6
membered ring and said carbon atoms can be either unsubstituted or substituted
optionally with C₁₋₃alkyl, C₂₋₃alkyl substituted optionally with OH or OC₁₋₃alkyl;
20 R⁷, R⁸ are together with the nitrogen atom to which they are attached incorporated into a
heterocyclic ring of 5 to 8 atoms which may include a second heteroatom selected
from N, O, S, such as pyrrolidine, piperidine, Δ³-piperidein, piperazine, morpholine
or thiomorpholine which can be unsubstituted or substituted on carbon with one or
more substituents optionally selected from C₁₋₃alkyl, C₁₋₃alkyl substituted
optionally with OH, OC₁₋₃alkyl, phenyl which can be unsubstituted or substituted
25 optionally with halogen, CF₃, OC₁₋₃alkyl, or C₁₋₃alkyl, or substituted on nitrogen
with C₁₋₄alkoxy or phenyl which can be unsubstituted or substituted optionally with
halogen, CF₃, OC₁₋₃alkyl, or C₁₋₃alkyl;

n is 2 to 4;

m is 0, 1 or 2

and any pharmaceutically acceptable salts and solvates.

14. A method for treating retinal diseases which comprises administering to a person
 5 in need thereof, a composition comprising an effective amount of a compound of the formula:



Wherein the dashed bond represents a single or double bond;

Aryl signifies a fused phenyl or monocyclic heteroaromatic ring;

R¹ is H, C₁₋₅alkyl, C₃₋₅alkenyl, an aromatic ring such as phenyl, thienyl, pyridyl, and
 imidazolyl which is either unsubstituted or substituted optionally with OH,
 OC₁₋₃alkyl, S(=O)_mC₁₋₃alkyl, halogen, CF₃, or S(=O)₂NR⁵R⁶; or C₂₋₅alkyl
 substituted optionally with OH, OC₁₋₃alkyl, S(=O)_mC₁₋₃alkyl or an aromatic ring
 15 such as phenyl, thienyl, pyridyl, and imidazolyl which is either unsubstituted or
 substituted optionally with OH, OC₁₋₃alkyl, S(=O)_mC₁₋₃alkyl, halogen, CF₃, S(=O)₂
 NR⁵R⁶; or C₃₋₅alkenyl substituted optionally with OH, OC₁₋₃alkyl, or S(=O)_mC₁₋₃
 alkyl;

R² is H, halogen, C₁₋₃alkyl, S(=O)_mC₁₋₃alkyl, S(=O)₂NR⁵R⁶, or C₁₋₃alkyl substituted
 20 optionally with OH, or OC₁₋₃alkyl;

R³ & R⁴ are independently H, C₁₋₃alkyl, or C₁₋₃alkyl substituted optionally with OH or
 OC₁₋₃alkyl;

R⁵, R⁶ are independently H, C₁₋₃alkyl, C₂₋₃alkyl substituted optionally with OH, OC₁₋₃alkyl,
 or R⁵ and R⁶ can be joined together with saturated carbon atoms to form a 5 or 6
 25 membered ring and said carbon atoms can be either unsubstituted or substituted
 optionally with C₁₋₃alkyl, C₂₋₃alkyl substituted optionally with OH or OC₁₋₃alkyl;

R⁷, R⁸ are together with the nitrogen atom to which they are attached incorporated into a
 heterocyclic ring of 5 to 8 atoms which may include a second heteroatom selected

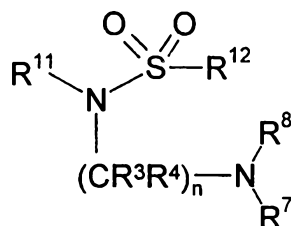
R¹⁰ is C₁₋₄alkyl, or R¹⁰ can be joined to R⁹ to form a fused bicyclic ring system such as indoline;

n is 2 to 4

and any pharmaceutically acceptable salts and solvates.

5

16. A method for treating retinal diseases which comprises administering to a person in need thereof, a composition comprising an effective amount of a compound of the formula:



10 R³ & R⁴ are independently H, C₁₋₃alkyl, or C₁₋₃alkyl substituted optionally with OH or OC₁₋₃alkyl;

R⁷, R⁸ are together with the nitrogen atom to which they are attached incorporated into a heterocyclic ring of 5 to 8 atoms which may include a second heteroatom selected from N, O, S, such as pyrrolidine, piperidine, Δ³-piperidein, piperazine, morpholine or thiomorpholine which can be unsubstituted or substituted on carbon with one or more substituents optionally selected from C₁₋₃alkyl, C₁₋₃alkyl substituted optionally with OH, OC₁₋₃alkyl, phenyl which can be unsubstituted or substituted optionally with halogen, CF₃, OC₁₋₃alkyl, or C₁₋₃alkyl, or substituted on nitrogen with C₁₋₄alkoxy or phenyl which can be unsubstituted or substituted optionally with halogen, CF₃, OC₁₋₃alkyl, or C₁₋₃alkyl;

20 R¹¹ is C₁₋₃alkyl, phenyl or a monocyclic heteroaromatic ring which can be unsubstituted or substituted with C₁₋₄ alkyl, halogen, OC₁₋₄alkyl;

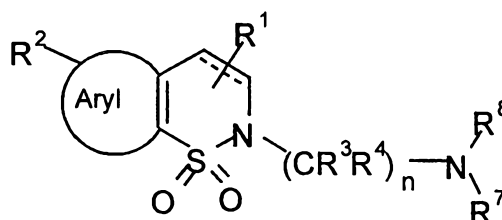
R¹² is C₁₋₄alkyl or a fused bicyclic heteroaromatic ring such as thieno[3,2-*e*]-1,2-thiazine, or 1,2-benzothiazine, or R¹² can be joined to R¹¹ to form a fused bicyclic ring system such as 2,3-dihydro-benzo[*c*]isoxazole;

25

n is 2 to 4

and any pharmaceutically acceptable salts and solvates.

17. A composition for lowering IOP comprising a pharmaceutically effective amount of a compound of the formula:



5

Wherein the dashed bond represents a single or double bond;

Aryl signifies a fused phenyl or monocyclic heteroaromatic ring;

10 R^1 is H, OH, OC_{1-3} alkyl, C_{1-3} alkyl, C_{1-3} alkyl substituted optionally with OH, or OC_{1-3} alkyl;

R^2 is H, halogen, C_{1-3} alkyl, $CONR^5R^6$, $S(=O)_mC_{1-3}$ alkyl, $S(=O)_2NR^5R^6$, C_{1-3} alkyl substituted optionally with OH, or OC_{1-3} alkyl;

R^3 , R^4 are independently H, C_{1-3} alkyl, C_{1-3} alkyl substituted optionally with OH or OC_{1-3} alkyl;

R^5 , R^6 are independently H, C_{1-3} alkyl, C_{2-3} alkyl substituted optionally with OH, OC_{1-3} alkyl, or

15 R^5 and R^6 can be joined together with saturated carbon atoms to form a 5 or 6 membered ring and said carbon atoms can be either unsubstituted or substituted optionally with C_{1-3} alkyl, C_{2-3} alkyl substituted optionally with OH or OC_{1-3} alkyl;

R^7 , R^8 are together with the nitrogen atom to which they are attached incorporated into a heterocyclic ring of 5 to 8 atoms which may include a second heteroatom selected from N, O, S, such as pyrrolidine, piperidine, Δ^3 -piperidein, piperazine, morpholine or thiomorpholine which can be unsubstituted or substituted on carbon with one or more substituents optionally selected from C_{1-3} alkyl, C_{1-3} alkyl substituted optionally with OH, OC_{1-3} alkyl, phenyl which can be unsubstituted or substituted optionally with halogen, CF_3 , OC_{1-3} alkyl, or C_{1-3} alkyl, or substituted on nitrogen

20

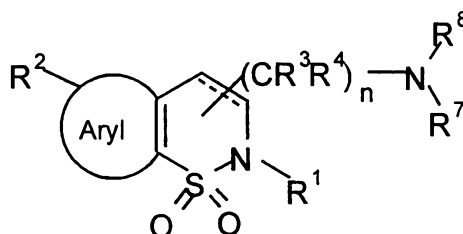
25 with C_{1-4} alkoxy or phenyl which can be unsubstituted or substituted optionally with halogen, CF_3 , OC_{1-3} alkyl, or C_{1-3} alkyl;

n is 2 to 4;

m is 0, 1 or 2

and any pharmaceutically acceptable salts and solvates.

18. A composition for lowering IOP comprising a pharmaceutically effective amount of a compound of the formula:



5

Wherein the dashed bond represents a single or double bond;

Aryl signifies a fused phenyl or monocyclic heteroaromatic ring;

R¹ is H, C₁₋₅alkyl, C₃₋₅alkenyl, an aromatic ring such as phenyl, thienyl, pyridyl, and imidazolyl which is either unsubstituted or substituted optionally with OH, OC₁₋₃alkyl, S(=O)_mC₁₋₃alkyl, halogen, CF₃, or S(=O)₂NR⁵R⁶; or C₂₋₅alkyl substituted optionally with OH, OC₁₋₃alkyl, S(=O)_mC₁₋₃alkyl or an aromatic ring such as phenyl, thienyl, pyridyl, and imidazolyl which is either unsubstituted or substituted optionally with OH, OC₁₋₃alkyl, S(=O)_mC₁₋₃alkyl, halogen, CF₃, S(=O)₂NR⁵R⁶; or C₃₋₅alkenyl substituted optionally with OH, OC₁₋₃alkyl, or S(=O)_mC₁₋₃alkyl;

15

R² is H, halogen, C₁₋₃alkyl, S(=O)_mC₁₋₃alkyl, S(=O)₂NR⁵R⁶, or C₁₋₃alkyl substituted optionally with OH, or OC₁₋₃alkyl;

20

R³ & R⁴ are independently H, C₁₋₃alkyl, or C₁₋₃alkyl substituted optionally with OH or OC₁₋₃alkyl;

R⁵, R⁶ are independently H, C₁₋₃alkyl, C₂₋₃alkyl substituted optionally with OH, OC₁₋₃alkyl, or R⁵ and R⁶ can be joined together with saturated carbon atoms to form a 5 or 6 membered ring and said carbon atoms can be either unsubstituted or substituted optionally with C₁₋₃alkyl, C₂₋₃alkyl substituted optionally with OH or OC₁₋₃alkyl;

25

R⁷, R⁸ are together with the nitrogen atom to which they are attached incorporated into a heterocyclic ring of 5 to 8 atoms which may include a second heteroatom selected from N, O, S, such as pyrrolidine, piperidine, Δ³-piperidein, piperazine, morpholine or thiomorpholine which can be unsubstituted or substituted on carbon with one or

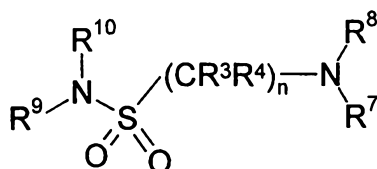
more substituents optionally selected from C₁₋₃alkyl, C₁₋₃alkyl substituted optionally with OH, OC₁₋₃alkyl, phenyl which can be unsubstituted or substituted optionally with halogen, CF₃, OC₁₋₃alkyl, or C₁₋₃alkyl, or substituted on nitrogen with C₁₋₄alkoxy or phenyl which can be unsubstituted or substituted optionally with halogen, CF₃, OC₁₋₃alkyl, or C₁₋₃alkyl;

n is 2 to 4;

m is 0, 1 or 2

and any pharmaceutically acceptable salts and solvates.

19. A composition for lowering IOP comprising a pharmaceutically effective amount of a compound of the formula:



R³ & R⁴ are independently H, C₁₋₃alkyl, or C₁₋₃alkyl substituted optionally with OH or OC₁₋₃alkyl;

R⁷, R⁸ are together with the nitrogen atom to which they are attached incorporated into a heterocyclic ring of 5 to 8 atoms which may include a second heteroatom selected from N, O, S, such as pyrrolidine, piperidine, Δ³-piperidein, piperazine, morpholine or thiomorpholine which can be unsubstituted or substituted on carbon with one or more substituents optionally selected from C₁₋₃alkyl, C₁₋₃alkyl substituted optionally with OH, OC₁₋₃alkyl, phenyl which can be unsubstituted or substituted optionally with halogen, CF₃, OC₁₋₃alkyl, or C₁₋₃alkyl, or substituted on nitrogen with C₁₋₄alkoxy or phenyl which can be unsubstituted or substituted optionally with halogen, CF₃, OC₁₋₃alkyl, or C₁₋₃alkyl;

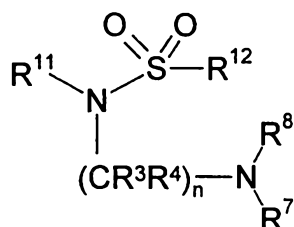
R⁹ is phenyl or a monocyclic heteroaromatic ring which can be unsubstituted or substituted with C₁₋₄alkyl, halogen, OC₁₋₄alkyl;

R¹⁰ is C₁₋₄alkyl, or R¹⁰ can be joined to R⁹ to form a fused bicyclic ring system such as indoline;

n is 2 to 4

and any pharmaceutically acceptable salts and solvates.

20. A composition for lowering IOP comprising a pharmaceutically effective amount
5 of a compound of the formula:



R³ & R⁴ are independently H, C₁₋₃alkyl, or C₁₋₃alkyl substituted optionally with OH or
OC₁₋₃alkyl;

R⁷, R⁸ are together with the nitrogen atom to which they are attached incorporated into a
10 heterocyclic ring of 5 to 8 atoms which may include a second heteroatom selected
from N, O, S, such as pyrrolidine, piperidine, Δ³-piperidein, piperazine, morpholine
or thiomorpholine which can be unsubstituted or substituted on carbon with one or
more substituents optionally selected from C₁₋₃alkyl, C₁₋₃alkyl substituted
optionally with OH, OC₁₋₃alkyl, phenyl which can be unsubstituted or substituted
15 optionally with halogen, CF₃, OC₁₋₃alkyl, or C₁₋₃alkyl, or substituted on nitrogen
with C₁₋₄alkoxy or phenyl which can be unsubstituted or substituted optionally with
halogen, CF₃, OC₁₋₃alkyl, or C₁₋₃alkyl;

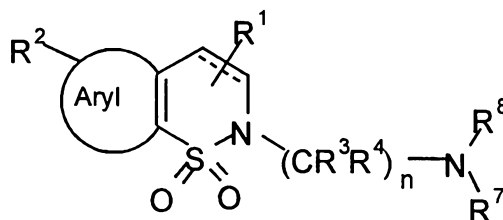
R¹¹ is C₁₋₃alkyl, phenyl or a monocyclic heteroaromatic ring which can be unsubstituted or
substituted with C₁₋₄alkyl, halogen, OC₁₋₄alkyl;

20 R¹² is C₁₋₄alkyl or a fused bicyclic heteroaromatic ring such as thieno[3,2-*e*]-1,2-thiazine, or
1,2-benzothiazine, or R¹² can be joined to R¹¹ to form a fused bicyclic ring system
such as 2,3-dihydro-benzo[*c*]isoxazole;

n is 2 to 4

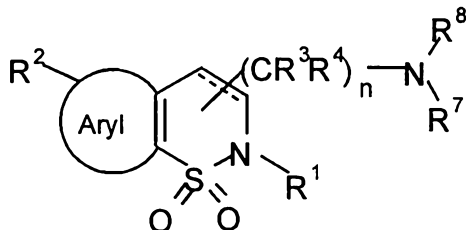
and any pharmaceutically acceptable salts and solvates.

21. A composition for improving blood flow to the optic nerve head and the retina
25 comprising a pharmaceutically effective amount of a compound of the formula:



- 5 Wherein the dashed bond represents a single or double bond;
 Aryl signifies a fused phenyl or monocyclic heteroaromatic ring;
 R^1 is H, OH, OC_{1-3} alkyl, C_{1-3} alkyl, C_{1-3} alkyl substituted optionally with OH, or OC_{1-3} alkyl;
 R^2 is H, halogen, C_{1-3} alkyl, $CONR^5R^6$, $S(=O)_mC_{1-3}$ alkyl, $S(=O)_2NR^5R^6$, C_{1-3} alkyl substituted
 optionally with OH, or OC_{1-3} alkyl;
- 10 R^3 , R^4 are independently H, C_{1-3} alkyl, C_{1-3} alkyl substituted optionally with OH or OC_{1-3} alkyl;
 R^5 , R^6 are independently H, C_{1-3} alkyl, C_{2-3} alkyl substituted optionally with OH, OC_{1-3} alkyl, or
 R^5 and R^6 can be joined together with saturated carbon atoms to form a 5 or 6
 membered ring and said carbon atoms can be either unsubstituted or substituted
 optionally with C_{1-3} alkyl, C_{2-3} alkyl substituted optionally with OH or OC_{1-3} alkyl;
- 15 R^7 , R^8 are together with the nitrogen atom to which they are attached incorporated into a
 heterocyclic ring of 5 to 8 atoms which may include a second heteroatom selected
 from N, O, S, such as pyrrolidine, piperidine, Δ^3 -piperidine, piperazine, morpholine
 or thiomorpholine which can be unsubstituted or substituted on carbon with one or
 more substituents optionally selected from C_{1-3} alkyl, C_{1-3} alkyl substituted
 20 optionally with OH, OC_{1-3} alkyl, phenyl which can be unsubstituted or substituted
 optionally with halogen, CF_3 , OC_{1-3} alkyl, or C_{1-3} alkyl, or substituted on nitrogen
 with C_{1-4} alkoxy or phenyl which can be unsubstituted or substituted optionally with
 halogen, CF_3 , OC_{1-3} alkyl, or C_{1-3} alkyl;
- n is 2 to 4;
- 25 m is 0, 1 or 2
 and any pharmaceutically acceptable salts and solvates.

22. A composition for improving blood flow to the optic nerve head and the retina comprising a pharmaceutically effective amount of a compound of the formula:



Wherein the dashed bond represents a single or double bond;

5 Aryl signifies a fused phenyl or monocyclic heteroaromatic ring;

R¹ is H, C₁₋₅alkyl, C₃₋₅alkenyl, an aromatic ring such as phenyl, thienyl, pyridyl, and imidazolyl which is either unsubstituted or substituted optionally with OH, OC₁₋₃alkyl, S(=O)_mC₁₋₃alkyl, halogen, CF₃, or S(=O)₂NR⁵R⁶; or C₂₋₅alkyl substituted optionally with OH, OC₁₋₃alkyl, S(=O)_mC₁₋₃alkyl or an aromatic ring
 10 such as phenyl, thienyl, pyridyl, and imidazolyl which is either unsubstituted or substituted optionally with OH, OC₁₋₃alkyl, S(=O)_mC₁₋₃alkyl, halogen, CF₃, S(=O)₂NR⁵R⁶; or C₃₋₅alkenyl substituted optionally with OH, OC₁₋₃alkyl, or S(=O)_mC₁₋₃alkyl;

R² is H, halogen, C₁₋₃alkyl, S(=O)_mC₁₋₃alkyl, S(=O)₂NR⁵R⁶, or C₁₋₃alkyl substituted
 15 optionally with OH, or OC₁₋₃alkyl;

R³ & R⁴ are independently H, C₁₋₃alkyl, or C₁₋₃alkyl substituted optionally with OH or OC₁₋₃alkyl;

R⁵, R⁶ are independently H, C₁₋₃alkyl, C₂₋₃alkyl substituted optionally with OH, OC₁₋₃alkyl, or R⁵ and R⁶ can be joined together with saturated carbon atoms to form a 5 or 6
 20 membered ring and said carbon atoms can be either unsubstituted or substituted optionally with C₁₋₃alkyl, C₂₋₃alkyl substituted optionally with OH or OC₁₋₃alkyl;

R⁷, R⁸ are together with the nitrogen atom to which they are attached incorporated into a heterocyclic ring of 5 to 8 atoms which may include a second heteroatom selected from N, O, S, such as pyrrolidine, piperidine, Δ³-piperidein, piperazine, morpholine
 25 or thiomorpholine which can be unsubstituted or substituted on carbon with one or more substituents optionally selected from C₁₋₃alkyl, C₁₋₃alkyl substituted optionally with OH, OC₁₋₃alkyl, phenyl which can be unsubstituted or substituted optionally with halogen, CF₃, OC₁₋₃alkyl, or C₁₋₃alkyl, or substituted on nitrogen

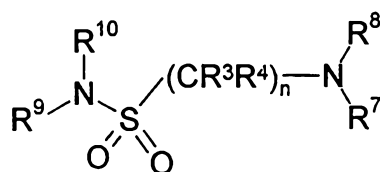
with C₁₋₄alkoxy or phenyl which can be unsubstituted or substituted optionally with halogen, CF₃, OC₁₋₃alkyl, or C₁₋₃alkyl;

n is 2 to 4;

m is 0, 1 or 2

5 and any pharmaceutically acceptable salts and solvates.

23. A composition for improving blood flow to the optic nerve head and the retina comprising a pharmaceutically effective amount of a compound of the formula:



10

R³ & R⁴ are independently H, C₁₋₃alkyl, or C₁₋₃alkyl substituted optionally with OH or OC₁₋₃alkyl;

15

R⁷, R⁸ are together with the nitrogen atom to which they are attached incorporated into a heterocyclic ring of 5 to 8 atoms which may include a second heteroatom selected from N, O, S, such as pyrrolidine, piperidine, Δ³-piperidein, piperazine, morpholine or thiomorpholine which can be unsubstituted or substituted on carbon with one or more substituents optionally selected from C₁₋₃alkyl, C₁₋₃alkyl substituted optionally with OH, OC₁₋₃alkyl, phenyl which can be unsubstituted or substituted optionally with halogen, CF₃, OC₁₋₃alkyl, or C₁₋₃alkyl, or substituted on nitrogen with C₁₋₄alkoxy or phenyl which can be unsubstituted or substituted optionally with halogen, CF₃, OC₁₋₃alkyl, or C₁₋₃alkyl;

20

R⁹ is phenyl or a monocyclic heteroaromatic ring which can be unsubstituted or substituted with C₁₋₄ alkyl, halogen, OC₁₋₄alkyl;

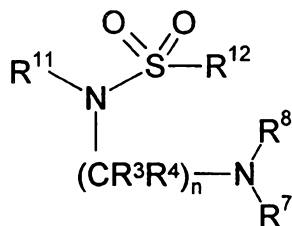
25

R¹⁰ is C₁₋₄alkyl, or R¹⁰ can be joined to R⁹ to form a fused bicyclic ring system such as indoline;

n is 2 to 4

and any pharmaceutically acceptable salts and solvates.

24. A composition for improving blood flow to the optic nerve head and the retina comprising a pharmaceutically effective amount of a Compound of the formula:



R³ & R⁴ are independently H, C₁₋₃alkyl, or C₁₋₃alkyl substituted optionally with OH or
 5 OC₁₋₃alkyl;

R⁷, R⁸ are together with the nitrogen atom to which they are attached incorporated into a
 heterocyclic ring of 5 to 8 atoms which may include a second heteroatom selected
 from N, O, S, such as pyrrolidine, piperidine, Δ³-piperidine, piperazine, morpholine
 or thiomorpholine which can be unsubstituted or substituted on carbon with one or
 10 more substituents optionally selected from C₁₋₃alkyl, C₁₋₃alkyl substituted
 optionally with OH, OC₁₋₃alkyl, phenyl which can be unsubstituted or substituted
 optionally with halogen, CF₃, OC₁₋₃alkyl, or C₁₋₃alkyl, or substituted on nitrogen
 with C₁₋₄alkoxy or phenyl which can be unsubstituted or substituted optionally with
 halogen, CF₃, OC₁₋₃alkyl, or C₁₋₃alkyl;

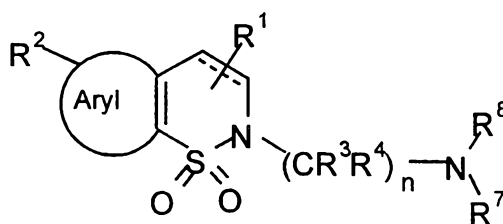
R¹¹ is C₁₋₃alkyl, phenyl or a monocyclic heteroaromatic ring which can be unsubstituted or
 15 substituted with C₁₋₄alkyl, halogen, OC₁₋₄alkyl;

R¹² is C₁₋₄alkyl or a fused bicyclic heteroaromatic ring such as thieno[3,2-*e*]-1,2-thiazine, or
 1,2-benzothiazine, or R¹² can be joined to R¹¹ to form a fused bicyclic ring system
 such as 2,3-dihydro-benzo[*c*]isoxazole;

20 n is 2 to 4

and any pharmaceutically acceptable salts and solvates.

25 25. A composition for treating retinal diseases comprising a pharmaceutically
 effective amount of a compound of the formula:



Wherein the dashed bond represents a single or double bond;

Aryl signifies a fused phenyl or monocyclic heteroaromatic ring;

5 R^1 is H, OH, OC_{1-3} alkyl, C_{1-3} alkyl, C_{1-3} alkyl substituted optionally with OH, or OC_{1-3} alkyl;

R^2 is H, halogen, C_{1-3} alkyl, $CONR^5R^6$, $S(=O)_mC_{1-3}$ alkyl, $S(=O)_2NR^5R^6$, C_{1-3} alkyl substituted optionally with OH, or OC_{1-3} alkyl;

R^3 , R^4 are independently H, C_{1-3} alkyl, C_{1-3} alkyl substituted optionally with OH or OC_{1-3} alkyl;

R^5 , R^6 are independently H, C_{1-3} alkyl, C_{2-3} alkyl substituted optionally with OH, OC_{1-3} alkyl, or

10 R^5 and R^6 can be joined together with saturated carbon atoms to form a 5 or 6 membered ring and said carbon atoms can be either unsubstituted or substituted optionally with C_{1-3} alkyl, C_{2-3} alkyl substituted optionally with OH or OC_{1-3} alkyl;

R^7 , R^8 are together with the nitrogen atom to which they are attached incorporated into a heterocyclic ring of 5 to 8 atoms which may include a second heteroatom selected
 15 from N, O, S, such as pyrrolidine, piperidine, Δ^3 -piperidein, piperazine, morpholine or thiomorpholine which can be unsubstituted or substituted on carbon with one or more substituents optionally selected from C_{1-3} alkyl, C_{1-3} alkyl substituted optionally with OH, OC_{1-3} alkyl, phenyl which can be unsubstituted or substituted optionally with halogen, CF_3 , OC_{1-3} alkyl, or C_{1-3} alkyl, or substituted on nitrogen
 20 with C_{1-4} alkoxy or phenyl which can be unsubstituted or substituted optionally with halogen, CF_3 , OC_{1-3} alkyl, or C_{1-3} alkyl;

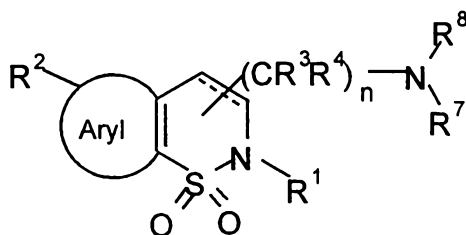
n is 2 to 4;

m is 0, 1 or 2

and any pharmaceutically acceptable salts and solvates.

25

26. A composition for treating retinal diseases comprising a pharmaceutically effective amount of a compound of the formula:



Wherein the dashed bond represents a single or double bond;

Aryl signifies a fused phenyl or monocyclic heteroaromatic ring;

5 R¹ is H, C₁₋₅alkyl, C₃₋₅alkenyl, an aromatic ring such as phenyl, thienyl, pyridyl, and imidazolyl which is either unsubstituted or substituted optionally with OH, OC₁₋₃alkyl, S(=O)_mC₁₋₃alkyl, halogen, CF₃, or S(=O)₂NR⁵R⁶; or C₂₋₅alkyl substituted optionally with OH, OC₁₋₃alkyl, S(=O)_mC₁₋₃alkyl or an aromatic ring
 10 such as phenyl, thienyl, pyridyl, and imidazolyl which is either unsubstituted or substituted optionally with OH, OC₁₋₃alkyl, S(=O)_mC₁₋₃alkyl, halogen, CF₃, S(=O)₂NR⁵R⁶; or C₃₋₅alkenyl substituted optionally with OH, OC₁₋₃alkyl, or S(=O)_mC₁₋₃alkyl;

R² is H, halogen, C₁₋₃alkyl, S(=O)_mC₁₋₃alkyl, S(=O)₂NR⁵R⁶, or C₁₋₃alkyl substituted optionally with OH, or OC₁₋₃alkyl;

15 R³ & R⁴ are independently H, C₁₋₃alkyl, or C₁₋₃alkyl substituted optionally with OH or OC₁₋₃alkyl;

R⁵, R⁶ are independently H, C₁₋₃alkyl, C₂₋₃alkyl substituted optionally with OH, OC₁₋₃alkyl, or R⁵ and R⁶ can be joined together with saturated carbon atoms to form a 5 or 6
 20 membered ring and said carbon atoms can be either unsubstituted or substituted optionally with C₁₋₃alkyl, C₂₋₃alkyl substituted optionally with OH or OC₁₋₃alkyl;

R⁷, R⁸ are together with the nitrogen atom to which they are attached incorporated into a heterocyclic ring of 5 to 8 atoms which may include a second heteroatom selected from N, O, S, such as pyrrolidine, piperidine, Δ³-piperidein, piperazine, morpholine or thiomorpholine which can be unsubstituted or substituted on carbon with one or
 25 more substituents optionally selected from C₁₋₃alkyl, C₁₋₃alkyl substituted optionally with OH, OC₁₋₃alkyl, phenyl which can be unsubstituted or substituted optionally with halogen, CF₃, OC₁₋₃alkyl, or C₁₋₃alkyl, or substituted on nitrogen

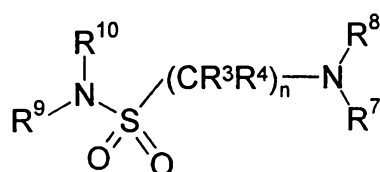
with C₁₋₄alkoxy or phenyl which can be unsubstituted or substituted optionally with halogen, CF₃, OC₁₋₃alkyl, or C₁₋₃alkyl;

n is 2 to 4;

m is 0, 1 or 2

5 and any pharmaceutically acceptable salts and solvates.

27. A composition for treating retinal diseases comprising a pharmaceutically effective amount of a compound of the formula:



10 R³ & R⁴ are independently H, C₁₋₃alkyl, or C₁₋₃alkyl substituted optionally with OH or OC₁₋₃alkyl;

R⁷, R⁸ are together with the nitrogen atom to which they are attached incorporated into a heterocyclic ring of 5 to 8 atoms which may include a second heteroatom selected from N, O, S, such as pyrrolidine, piperidine, Δ³-piperidein, piperazine, morpholine
 15 or thiomorpholine which can be unsubstituted or substituted on carbon with one or more substituents optionally selected from C₁₋₃alkyl, C₁₋₃alkyl substituted optionally with OH, OC₁₋₃alkyl, phenyl which can be unsubstituted or substituted optionally with halogen, CF₃, OC₁₋₃alkyl, or C₁₋₃alkyl, or substituted on nitrogen
 20 with C₁₋₄alkoxy or phenyl which can be unsubstituted or substituted optionally with halogen, CF₃, OC₁₋₃alkyl, or C₁₋₃alkyl;

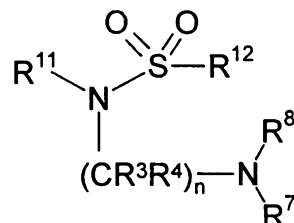
R⁹ is phenyl or a monocyclic heteroaromatic ring which can be unsubstituted or substituted with C₁₋₄ alkyl, halogen, OC₁₋₄alkyl;

R¹⁰ is C₁₋₄alkyl, or R¹⁰ can be joined to R⁹ to form a fused bicyclic ring system such as indoline;

25 n is 2 to 4

and any pharmaceutically acceptable salts and solvates.

28. A composition for treating retinal diseases comprising a pharmaceutically effective amount of a compound of the formula:



5 R^3 & R^4 are independently H, C_{1-3} alkyl, or C_{1-3} alkyl substituted optionally with OH or OC_{1-3} alkyl;

10 R^7 , R^8 are together with the nitrogen atom to which they are attached incorporated into a heterocyclic ring of 5 to 8 atoms which may include a second heteroatom selected from N, O, S, such as pyrrolidine, piperidine, Δ^3 -piperidine, piperazine, morpholine or thiomorpholine which can be unsubstituted or substituted on carbon with one or more substituents optionally selected from C_{1-3} alkyl, C_{1-3} alkyl substituted optionally with OH, OC_{1-3} alkyl, phenyl which can be unsubstituted or substituted optionally with halogen, CF_3 , OC_{1-3} alkyl, or C_{1-3} alkyl, or substituted on nitrogen with C_{1-4} alkoxy or phenyl which can be unsubstituted or substituted optionally with halogen, CF_3 , OC_{1-3} alkyl, or C_{1-3} alkyl;

15 R^{11} is C_{1-3} alkyl, phenyl or a monocyclic heteroaromatic ring which can be unsubstituted or substituted with C_{1-4} alkyl, halogen, OC_{1-4} alkyl;

R^{12} is C_{1-4} alkyl or a fused bicyclic heteroaromatic ring such as thieno[3,2-*e*]-1,2-thiazine, or 1,2-benzothiazine, or R^{12} can be joined to R^{11} to form a fused bicyclic ring system such as 2,3-dihydro-benzo[*c*]isoxazole;

20 n is 2 to 4

and any pharmaceutically acceptable salts and solvates.

29. A method for improving blood flow to the optic nerve head or the retina which comprises administering to a person in need thereof, a composition comprising a pharmaceutically effective amount of a compound with 5HT_7 receptor affinity.

30. A composition for improving blood flow to the optic nerve head or the retina comprising a pharmaceutically effective amount of a compound with 5HT₇ receptor affinity.

31. A method for providing neuroprotection to the optic nerve head or the retina which comprises administering to a person in need thereof, a composition comprising a pharmaceutically effective amount of a compound with 5HT₇ receptor affinity.

32. A composition for providing neuroprotection to the optic nerve head or the retina comprising a pharmaceutically effective amount of a compound with 5HT₇ receptor affinity.

33. A method for treating retinal diseases which comprises administering to a person in need thereof, a composition comprising a pharmaceutically effective amount of a compound with 5HT₇ receptor affinity.

34. The method of Claim 1 wherein the retinal disease is selected from the group consisting of glaucoma, age related macular degeneration, optic neuritis, ischemic disorders, and retinal edema.

35. A composition for treating retinal diseases comprising a pharmaceutically effective amount of a compound with 5HT₇ receptor affinity.

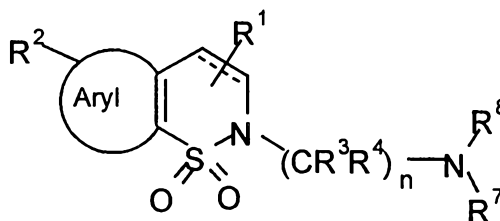
36. The composition of Claim 35 wherein the retinal diseases are selected from the group consisting of glaucoma, age related macular degeneration, optic neuritis, ischemic disorders, diabetic retinopathy, and retinal edema.

37. A method for lowering IOP which comprises administering to a person in need thereof, a composition comprising a pharmaceutically effective amount of a compound with 5HT₇ receptor affinity.

38. A composition for lowering IOP comprising a pharmaceutically effective amount of a compound with 5HT₇ receptor affinity.

39. A method for treating persons suffering from a sleeping disorder, depression, schizophrenia, anxiety, circadian rhythm disorders, and centrally and peripherally mediated hypertension, which comprises, administering a composition comprising a pharmaceutically effective amount of a compound of the formula:

5



Wherein the dashed bond represents a single or double bond;

10 Aryl signifies a fused phenyl or monocyclic heteroaromatic ring;

R^1 is H, OH, OC_{1-3} alkyl, C_{1-3} alkyl, C_{1-3} alkyl substituted optionally with OH, or OC_{1-3} alkyl;

R^2 is H, halogen, C_{1-3} alkyl, $CONR^5R^6$, $S(=O)_mC_{1-3}$ alkyl, $S(=O)_2NR^5R^6$, C_{1-3} alkyl substituted optionally with OH, or OC_{1-3} alkyl;

R^3 , R^4 are independently H, C_{1-3} alkyl, C_{1-3} alkyl substituted optionally with OH or OC_{1-3} alkyl;

15 R^5 , R^6 are independently H, C_{1-3} alkyl, C_{2-3} alkyl substituted optionally with OH, OC_{1-3} alkyl, or

R^5 and R^6 can be joined together with saturated carbon atoms to form a 5 or 6 membered ring and said carbon atoms can be either unsubstituted or substituted optionally with C_{1-3} alkyl, C_{2-3} alkyl substituted optionally with OH or OC_{1-3} alkyl;

R^7 , R^8 are together with the nitrogen atom to which they are attached incorporated into a

20 heterocyclic ring of 5 to 8 atoms which may include a second heteroatom selected from N, O, S, such as pyrrolidine, piperidine, Δ^3 -piperidine, piperazine, morpholine or thiomorpholine which can be unsubstituted or substituted on carbon with one or more substituents optionally selected from C_{1-3} alkyl, C_{1-3} alkyl substituted optionally with OH, OC_{1-3} alkyl, phenyl which can be unsubstituted or substituted optionally with halogen, CF_3 , OC_{1-3} alkyl, or C_{1-3} alkyl, or substituted on nitrogen

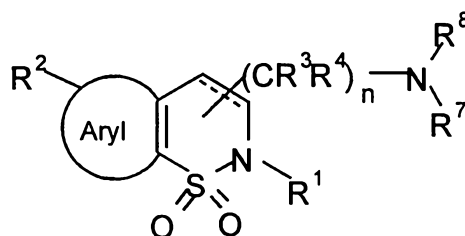
25 with C_{1-4} alkoxy or phenyl which can be unsubstituted or substituted optionally with halogen, CF_3 , OC_{1-3} alkyl, or C_{1-3} alkyl;

n is 2 to 4;

m is 0, 1 or 2

and any pharmaceutically acceptable salts and solvates.

40. A method for treating persons suffering from a sleeping disorder, depression, schizophrenia, anxiety, obsessive compulsive disorder, circadian rhythm disorders, and centrally and peripherally mediated hypertension which comprises, administering a composition comprising a pharmaceutically effective amount of a compound of the formula:



- 10 Wherein the dashed bond represents a single or double bond;
 Aryl signifies a fused phenyl or monocyclic heteroaromatic ring;
 R¹ is H, C₁₋₅alkyl, C₃₋₅alkenyl, an aromatic ring such as phenyl, thienyl, pyridyl, and imidazolyl which is either unsubstituted or substituted optionally with OH, OC₁₋₃alkyl, S(=O)_mC₁₋₃alkyl, halogen, CF₃, or S(=O)₂NR⁵R⁶; or C₂₋₅alkyl substituted optionally with OH, OC₁₋₃alkyl, S(=O)_mC₁₋₃alkyl or an aromatic ring such as phenyl, thienyl, pyridyl, and imidazolyl which is either unsubstituted or substituted optionally with OH, OC₁₋₃alkyl, S(=O)_mC₁₋₃alkyl, halogen, CF₃, S(=O)₂NR⁵R⁶; or C₃₋₅alkenyl substituted optionally with OH, OC₁₋₃alkyl, or S(=O)_mC₁₋₃alkyl;
- 15 R² is H, halogen, C₁₋₃alkyl, S(=O)_mC₁₋₃alkyl, S(=O)₂NR⁵R⁶, or C₁₋₃alkyl substituted optionally with OH, or OC₁₋₃alkyl;
- R³ & R⁴ are independently H, C₁₋₃alkyl, or C₁₋₃alkyl substituted optionally with OH or OC₁₋₃alkyl;
- 20 R⁵, R⁶ are independently H, C₁₋₃alkyl, C₂₋₃alkyl substituted optionally with OH, OC₁₋₃alkyl, or R⁵ and R⁶ can be joined together with saturated carbon atoms to form a 5 or 6 membered ring and said carbon atoms can be either unsubstituted or substituted optionally with C₁₋₃alkyl, C₂₋₃alkyl substituted optionally with OH or OC₁₋₃alkyl;
- 25

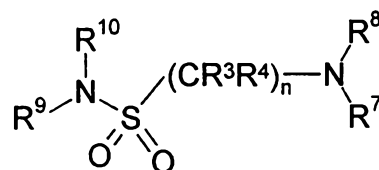
R⁷, R⁸ are together with the nitrogen atom to which they are attached incorporated into a heterocyclic ring of 5 to 8 atoms which may include a second heteroatom selected from N, O, S, such as pyrrolidine, piperidine, Δ³-piperidein, piperazine, morpholine or thiomorpholine which can be unsubstituted or substituted on carbon with one or more substituents optionally selected from C₁₋₃alkyl, C₁₋₃alkyl substituted optionally with OH, OC₁₋₃alkyl, phenyl which can be unsubstituted or substituted optionally with halogen, CF₃, OC₁₋₃alkyl, or C₁₋₃alkyl, or substituted on nitrogen with C₁₋₄alkoxy or phenyl which can be unsubstituted or substituted optionally with halogen, CF₃, OC₁₋₃alkyl, or C₁₋₃alkyl;

n is 2 to 4;

m is 0, 1 or 2

and any pharmaceutically acceptable salts and solvates.

41. A method for treating persons suffering from a sleeping disorder, depression, schizophrenia, anxiety, obsessive compulsive disorders, circadian rhythm disorders, and centrally and peripherally mediated hypertension which comprises, administering a composition comprising a pharmaceutically effective amount of a compound of the formula:



R³ & R⁴ are independently H, C₁₋₃alkyl, or C₁₋₃alkyl substituted optionally with OH or OC₁₋₃alkyl;

R⁷, R⁸ are together with the nitrogen atom to which they are attached incorporated into a heterocyclic ring of 5 to 8 atoms which may include a second heteroatom selected from N, O, S, such as pyrrolidine, piperidine, Δ³-piperidein, piperazine, morpholine or thiomorpholine which can be unsubstituted or substituted on carbon with one or more substituents optionally selected from C₁₋₃alkyl, C₁₋₃alkyl substituted optionally with OH, OC₁₋₃alkyl, phenyl which can be unsubstituted or substituted optionally with halogen, CF₃, OC₁₋₃alkyl, or C₁₋₃alkyl, or substituted on nitrogen

with C₁₋₄alkoxy or phenyl which can be unsubstituted or substituted optionally with halogen, CF₃, OC₁₋₃alkyl, or C₁₋₃alkyl;

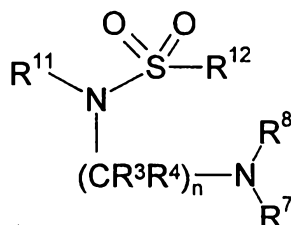
R⁹ is phenyl or a monocyclic heteroaromatic ring which can be unsubstituted or substituted with C₁₋₄ alkyl, halogen, OC₁₋₄alkyl;

5 R¹⁰ is C₁₋₄alkyl, or R¹⁰ can be joined to R⁹ to form a fused bicyclic ring system such as indoline;

n is 2 to 4

and any pharmaceutically acceptable salts and solvates.

10 42. A method for treating persons suffering from a sleeping disorder, depression, schizophrenia, anxiety, obsessive compulsive disorder, circadian rhythm disorders, and centrally and peripherally mediated hypertension which comprises, administering a composition comprising a pharmaceutically effective amount of a compound of the formula:



15 R³ & R⁴ are independently H, C₁₋₃alkyl, or C₁₋₃alkyl substituted optionally with OH or OC₁₋₃alkyl;

20 R⁷, R⁸ are together with the nitrogen atom to which they are attached incorporated into a heterocyclic ring of 5 to 8 atoms which may include a second heteroatom selected from N, O, S, such as pyrrolidine, piperidine, Δ³-piperidein, piperazine, morpholine or thiomorpholine which can be unsubstituted or substituted on carbon with one or more substituents optionally selected from C₁₋₃alkyl, C₁₋₃alkyl substituted optionally with OH, OC₁₋₃alkyl, phenyl which can be unsubstituted or substituted optionally with halogen, CF₃, OC₁₋₃alkyl, or C₁₋₃alkyl, or substituted on nitrogen
25 with C₁₋₄alkoxy or phenyl which can be unsubstituted or substituted optionally with halogen, CF₃, OC₁₋₃alkyl, or C₁₋₃alkyl;

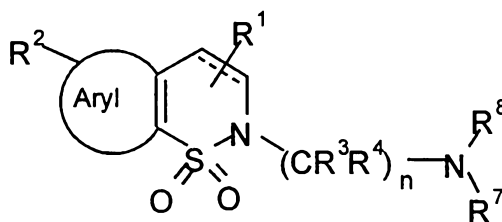
R¹¹ is C₁₋₃alkyl, phenyl or a monocyclic heteroaromatic ring which can be unsubstituted or substituted with C₁₋₄ alkyl, halogen, OC₁₋₄alkyl;

R¹² is C₁₋₄alkyl or a fused bicyclic heteroaromatic ring such as thieno[3,2-*e*]-1,2-thiazine, or 1,2-benzothiazine, or R¹² can be joined to R¹¹ to form a fused bicyclic ring system such as 2,3-dihydro-benzo[*c*]isoxazole;

n is 2 to 4

and any pharmaceutically acceptable salts and solvates.

43. A composition comprising a pharmaceutically effective amount of a compound of the formula:



Wherein the dashed bond represents a single or double bond;

Aryl signifies a fused phenyl or monocyclic heteroaromatic ring;

R¹ is H, OH, OC₁₋₃alkyl, C₁₋₃alkyl, C₁₋₃alkyl substituted optionally with OH, or OC₁₋₃alkyl;

R² is H, halogen, C₁₋₃alkyl, CONR⁵R⁶, S(=O)_mC₁₋₃alkyl, S(=O)₂NR⁵R⁶, C₁₋₃alkyl substituted optionally with OH, or OC₁₋₃alkyl;

R³, R⁴ are independently H, C₁₋₃alkyl, C₁₋₃alkyl substituted optionally with OH or OC₁₋₃alkyl;

R⁵, R⁶ are independently H, C₁₋₃alkyl, C₂₋₃alkyl substituted optionally with OH, OC₁₋₃alkyl, or

R⁵ and R⁶ can be joined together with saturated carbon atoms to form a 5 or 6

membered ring and said carbon atoms can be either unsubstituted or substituted

optionally with C₁₋₃alkyl, C₂₋₃alkyl substituted optionally with OH or OC₁₋₃alkyl;

R⁷, R⁸ are together with the nitrogen atom to which they are attached incorporated into a

heterocyclic ring of 5 to 8 atoms which may include a second heteroatom selected

from N, O, S, such as pyrrolidine, piperidine, Δ³-piperidein, piperazine, morpholine

or thiomorpholine which can be unsubstituted or substituted on carbon with one or

more substituents optionally selected from C₁₋₃alkyl, C₁₋₃alkyl substituted

optionally with OH, OC₁₋₃alkyl, phenyl which can be unsubstituted or substituted

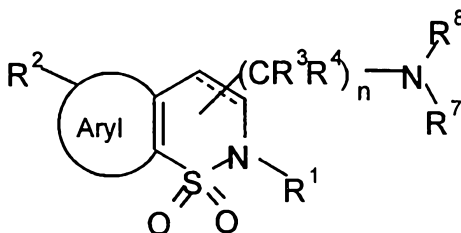
optionally with halogen, CF_3 , $\text{OC}_{1-3}\text{alkyl}$, or $\text{C}_{1-3}\text{alkyl}$, or substituted on nitrogen with $\text{C}_{1-4}\text{alkoxy}$ or phenyl which can be unsubstituted or substituted optionally with halogen, CF_3 , $\text{OC}_{1-3}\text{alkyl}$, or $\text{C}_{1-3}\text{alkyl}$;

n is 2 to 4;

5 m is 0, 1 or 2

and any pharmaceutically acceptable salts and solvates in a pharmaceutically acceptable carrier.

10 44. A composition comprising a pharmaceutically effective amount of a compound of the formula:



Wherein the dashed bond represents a single or double bond;

Aryl signifies a fused phenyl or monocyclic heteroaromatic ring;

15 R^1 is H, $\text{C}_{1-5}\text{alkyl}$, $\text{C}_{3-5}\text{alkenyl}$, an aromatic ring such as phenyl, thienyl, pyridyl, and imidazolyl which is either unsubstituted or substituted optionally with OH, $\text{OC}_{1-3}\text{alkyl}$, $\text{S}(=\text{O})_m\text{C}_{1-3}\text{alkyl}$, halogen, CF_3 , or $\text{S}(=\text{O})_2\text{NR}^5\text{R}^6$; or $\text{C}_{2-5}\text{alkyl}$ substituted optionally with OH, $\text{OC}_{1-3}\text{alkyl}$, $\text{S}(=\text{O})_m\text{C}_{1-3}\text{alkyl}$ or an aromatic ring such as phenyl, thienyl, pyridyl, and imidazolyl which is either unsubstituted or substituted optionally with OH, $\text{OC}_{1-3}\text{alkyl}$, $\text{S}(=\text{O})_m\text{C}_{1-3}\text{alkyl}$, halogen, CF_3 , $\text{S}(=\text{O})_2$
 20 NR^5R^6 ; or $\text{C}_{3-5}\text{alkenyl}$ substituted optionally with OH, $\text{OC}_{1-3}\text{alkyl}$, or $\text{S}(=\text{O})_m\text{C}_{1-3}\text{alkyl}$;

R^2 is H, halogen, $\text{C}_{1-3}\text{alkyl}$, $\text{S}(=\text{O})_m\text{C}_{1-3}\text{alkyl}$, $\text{S}(=\text{O})_2\text{NR}^5\text{R}^6$, or $\text{C}_{1-3}\text{alkyl}$ substituted optionally with OH, or $\text{OC}_{1-3}\text{alkyl}$;

25 R^3 & R^4 are independently H, $\text{C}_{1-3}\text{alkyl}$, or $\text{C}_{1-3}\text{alkyl}$ substituted optionally with OH or $\text{OC}_{1-3}\text{alkyl}$;

R^5 , R^6 are independently H, $\text{C}_{1-3}\text{alkyl}$, $\text{C}_{2-3}\text{alkyl}$ substituted optionally with OH, $\text{OC}_{1-3}\text{alkyl}$, or R^5 and R^6 can be joined together with saturated carbon atoms to form a 5 or 6

with C₁₋₄alkoxy or phenyl which can be unsubstituted or substituted optionally with halogen, CF₃, OC₁₋₃alkyl, or C₁₋₃alkyl;

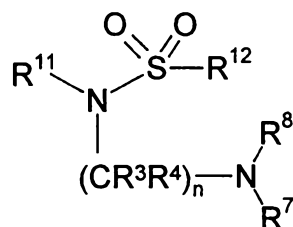
R⁹ is phenyl or a monocyclic heteroaromatic ring which can be unsubstituted or substituted with C₁₋₄ alkyl, halogen, OC₁₋₄alkyl;

R¹⁰ is C₁₋₄alkyl, or R¹⁰ can be joined to R⁹ to form a fused bicyclic ring system such as indoline;

n is 2 to 4

and any pharmaceutically acceptable salts and solvates in a pharmaceutically acceptable carrier.

46. A composition comprising a pharmaceutically effective amount of a compound of the formula:



R³ & R⁴ are independently H, C₁₋₃alkyl, or C₁₋₃alkyl substituted optionally with OH or OC₁₋₃alkyl;

R⁷, R⁸ are together with the nitrogen atom to which they are attached incorporated into a heterocyclic ring of 5 to 8 atoms which may include a second heteroatom selected from N, O, S, such as pyrrolidine, piperidine, Δ³-piperidein, piperazine, morpholine or thiomorpholine which can be unsubstituted or substituted on carbon with one or more substituents optionally selected from C₁₋₃alkyl, C₁₋₃alkyl substituted optionally with OH, OC₁₋₃alkyl, phenyl which can be unsubstituted or substituted optionally with halogen, CF₃, OC₁₋₃alkyl, or C₁₋₃alkyl, or substituted on nitrogen with C₁₋₄alkoxy or phenyl which can be unsubstituted or substituted optionally with halogen, CF₃, OC₁₋₃alkyl, or C₁₋₃alkyl;

R¹¹ is C₁₋₃alkyl, phenyl or a monocyclic heteroaromatic ring which can be unsubstituted or substituted with C₁₋₄ alkyl, halogen, OC₁₋₄alkyl;

R¹² is C₁₋₄alkyl or a fused bicyclic heteroaromatic ring such as thieno[3,2-*e*]-1,2-thiazine, or 1,2-benzothiazine, or R¹² can be joined to R¹¹ to form a fused bicyclic ring system such as 2,3-dihydro-benzo[*c*]isoxazole;

n is 2 to 4

5 and any pharmaceutically acceptable salts and solvates in a pharmaceutically acceptable carrier.

47. The Compound of Claim 1 selected from the group consisting of:

6-Chloro-2-[4-[4-(2*H*-benzimidazo-2-oxo-1-yl)piperidin-1-yl]butyl]-2*H*-thieno[3,2-*e*]-1,2-
10 thiazine 1,1-dioxide;
6-Chloro-2-[4-(4-phenylpiperazin-1-yl)butyl]-2*H*-thieno[3,2-*e*]-1,2-thiazine 1,1-dioxide;
6-Chloro-2-[4-[4-(2-fluorophenyl)piperazin-1-yl]butyl]-2*H*-thieno[3,2-*e*]-1,2-thiazine 1,1-
dioxide;
6-Chloro-2-[3-[4-(3-trifluoromethylphenyl)piperazin-1-yl]propyl]-2*H*-thieno[3,2-*e*]-1,2-
15 thiazine 1,1-dioxide;
6-Chloro-2-[3-[4-(2*H*-benzimidazol-2-oxo)piperidin-1-yl]propyl]-2*H*-thieno[3,2-*e*]-1,2-
thiazine 1,1-dioxide.

48. The Compound of Claim 3 selected from the group consisting of:

20 3-[4-(3-Chlorophenyl)piperazin-1-yl]propylsulfonyl-2,3-dihydro-1*H*-indole;
3-(1,2,3,4-Tetrahydroisoquinolin-2-yl)propylsulfonyl-2,3-dihydro-1*H*-indole;
3-[4-(3-Trifluoromethylphenyl)piperazin-1-yl]propylsulfonyl-2,3-dihydro-1*H*-indole;
3-[4-(2-Methoxyphenyl)piperazin-1-yl]propylsulfonyl-2,3-dihydro-1*H*-indole;
3-(1,2,3,4-Tetrahydroisoquinolin-2-yl)-*N*-methyl-*N*-phenyl-propylsulfonamide;

25

49. The Compound of Claim 4 selected from the group consisting of:

N-[3-[4-(3-Chlorophenyl)piperazin-1-yl]propyl]-*N*-(4-methoxyphenyl)-propanesulfonamide;
N-[3-(1,2,3,4-Tetrahydroisoquinolin-2-yl)propyl]-*N*-(4-methoxyphenyl)-propanesulfonamide;
N-[3-[4-(3-Chlorophenyl)piperazin-1-yl]propyl]-*N*-(4-methoxyphenyl)-propanesulfonamide;
30 *N*-[3-[4-(2-Methoxyphenyl)piperazin-1-yl]propyl]-*N*-(4-methoxyphenyl)-
propanesulfonamide;
N-[3-[4-(2-Chlorophenyl)piperazin-1-yl]propyl]-*N*-(4-methoxyphenyl)-propanesulfonamide.