



US00D734526S

(12) **United States Design Patent**
Gordin et al.

(10) **Patent No.:** **US D734,526 S**

(45) **Date of Patent:** **** Jul. 14, 2015**

(54) **DOMED FLOODLIGHT FIXTURE**
(71) Applicant: **MUSCO CORPORATION**, Oskaloosa, IA (US)
(72) Inventors: **Myron Gordin**, Oskaloosa, IA (US);
Timothy J. Boyle, Oskaloosa, IA (US);
Chris P. Lickiss, Newton, IA (US);
Luke C. McKee, Oskaloosa, IA (US)
(73) Assignee: **Musco Corporation**, Oskaloosa, IA (US)
(**) Term: **14 Years**

D644,370	S	*	8/2011	Lickiss	D26/85
D646,428	S	*	10/2011	Gordin et al.	D26/118
8,113,698	B2	*	2/2012	Wu et al.	362/373
D656,266	S	*	3/2012	Gordin et al.	D26/118
D659,896	S	*	5/2012	Gordin et al.	D26/118
8,201,968	B2	*	6/2012	Maxik et al.	362/147
D680,255	S	*	4/2013	Gordin et al.	D26/74
D681,253	S	*	4/2013	Gordin et al.	D26/74
D682,459	S	*	5/2013	Gordin et al.	D26/74
D696,452	S	*	12/2013	Gordin et al.	D26/118
2006/0250803	A1	*	11/2006	Chen	362/373
2007/0076413	A1	*	4/2007	Mingozzi	362/249
2009/0257226	A1	*	10/2009	Liu et al.	362/249.02
2010/0246172	A1	*	9/2010	Liu	362/249.02
2010/0296272	A1	*	11/2010	Roos et al.	362/147
2010/0315812	A1	*	12/2010	Liu	362/373
2014/0092593	A1	*	4/2014	Gordin et al.	362/232

(21) Appl. No.: **29/494,804**

* cited by examiner

(22) Filed: **Jun. 24, 2014**

Primary Examiner — Cynthia Ramirez

(51) **LOC (10) Cl.** **26-05**

Assistant Examiner — Llorellys Martinez-Rivera

(52) **U.S. Cl.** **D26/74**
USPC **D26/74**

(74) *Attorney, Agent, or Firm* — McKee, Voorhees & Sease, PLC

(58) **Field of Classification Search**
USPC D26/24, 26, 28, 29, 34, 37, 38, 43, 44,
D26/51, 59, 60, 61, 63, 66, 67, 68, 72, 74,
D26/76, 85, 86, 88, 89, 91, 113, 118, 119,
D26/120, 122-124, 138, 140-146;
362/145-148, 150, 153, 153.1, 218,
362/249.01-249.05, 294, 296.01, 296.07,
362/296.08, 311.07, 311.09, 311.1, 345,
362/362, 364, 365, 366, 368, 370, 371, 373,
362/397, 418, 427, 428, 460, 473-476,
362/546-548
CPC F21S 8/04; F21S 8/026; F21S 8/02
See application file for complete search history.

(57) **CLAIM**
The ornamental design for a domed floodlight fixture, as shown and described.

DESCRIPTION

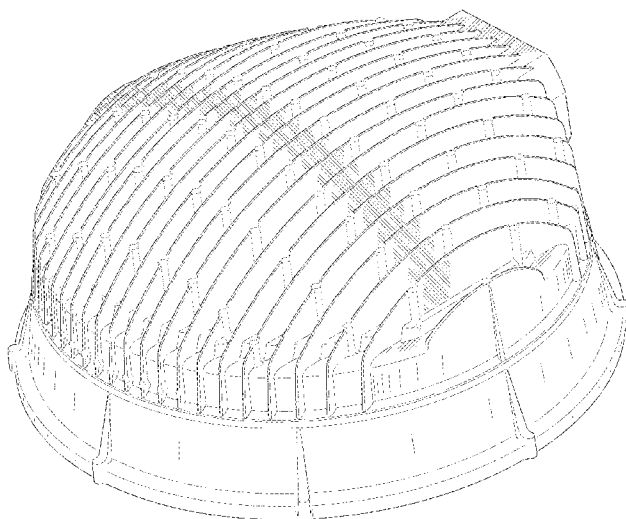
FIG. 1 is a perspective view of a domed floodlight fixture showing the present invention;
FIG. 2 is a front elevation of FIG. 1;
FIG. 3 is a back elevation of FIG. 1;
FIG. 4 is a top plan view of FIG. 1;
FIG. 5 is a bottom plan view of FIG. 1;
FIG. 6 is a right side elevation of FIG. 1; and,
FIG. 7 is a left side elevation of FIG. 1.
The broken lines in the drawings illustrate portions of the domed floodlight fixture that form no part of the claimed design.

(56) **References Cited**

U.S. PATENT DOCUMENTS

D442,724	S	*	5/2001	Chen	D26/85
D634,053	S	*	3/2011	Guercio	D26/89
D641,908	S	*	7/2011	McKee	D26/71

1 Claim, 7 Drawing Sheets



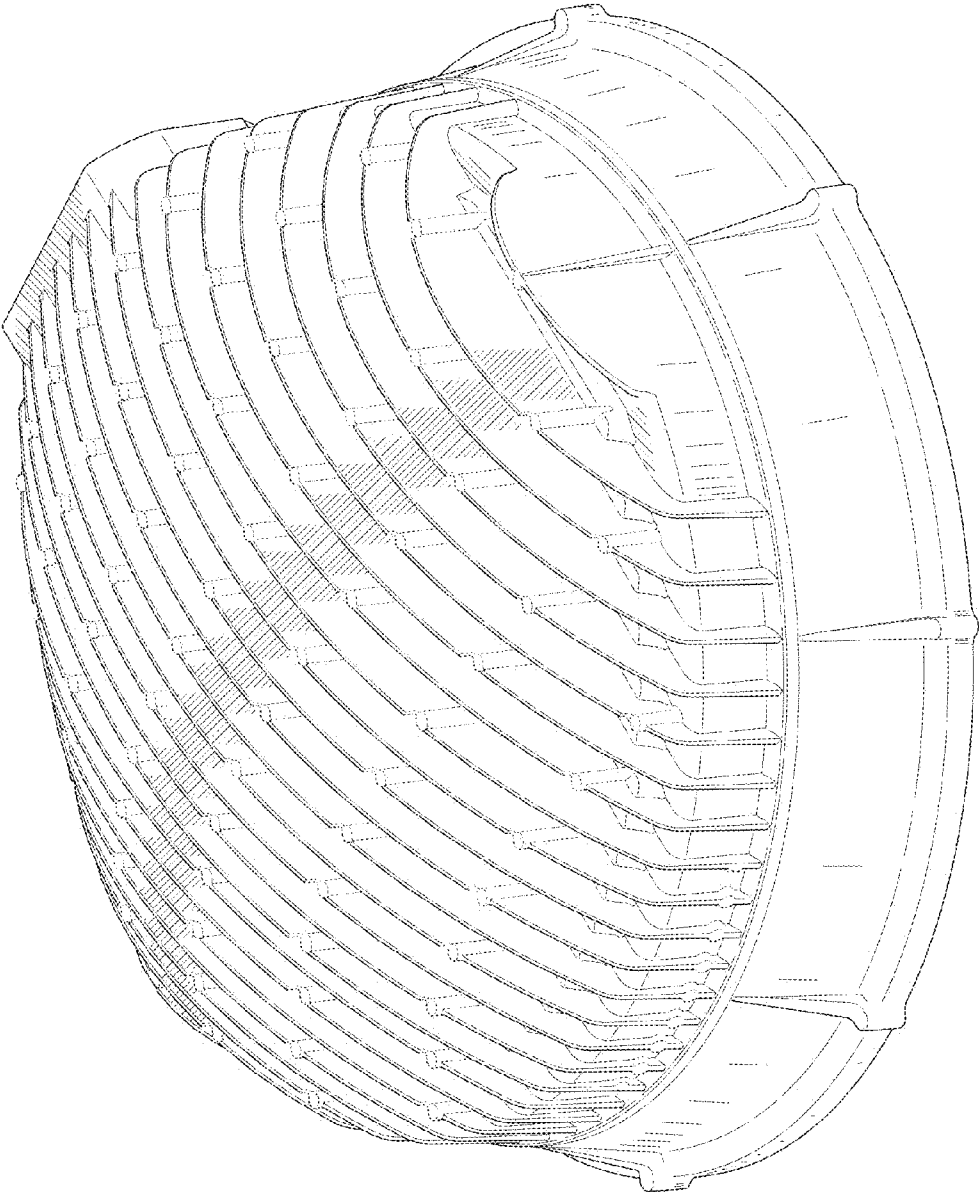


Fig. 1

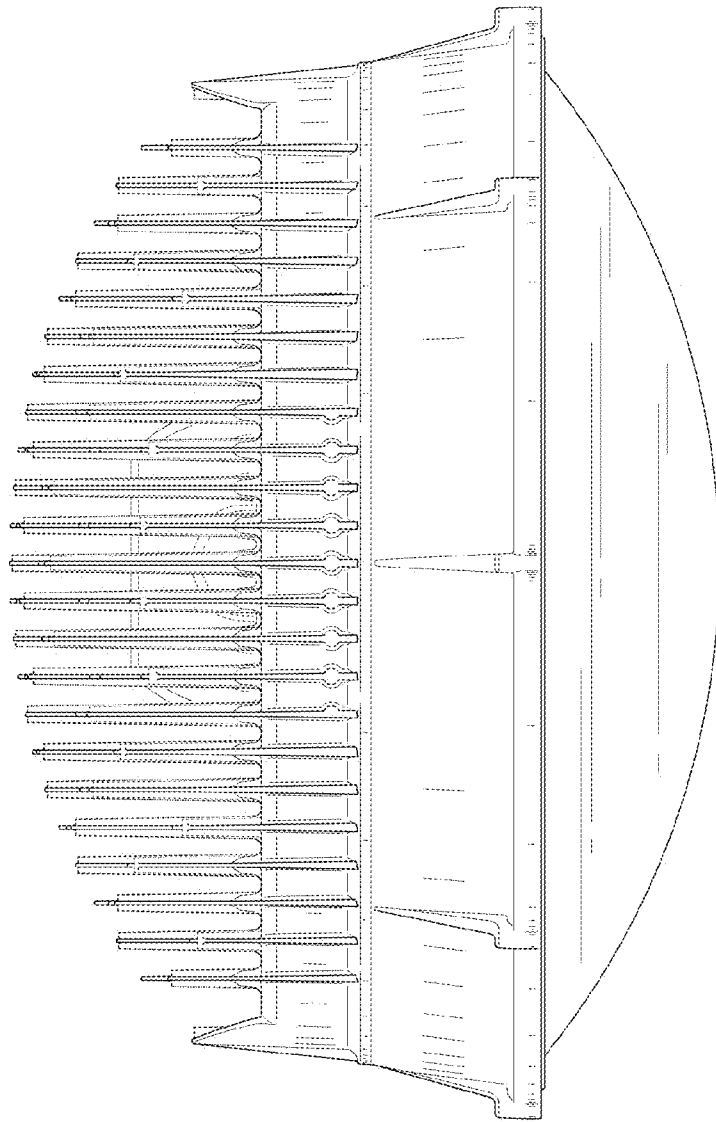


Fig. 2

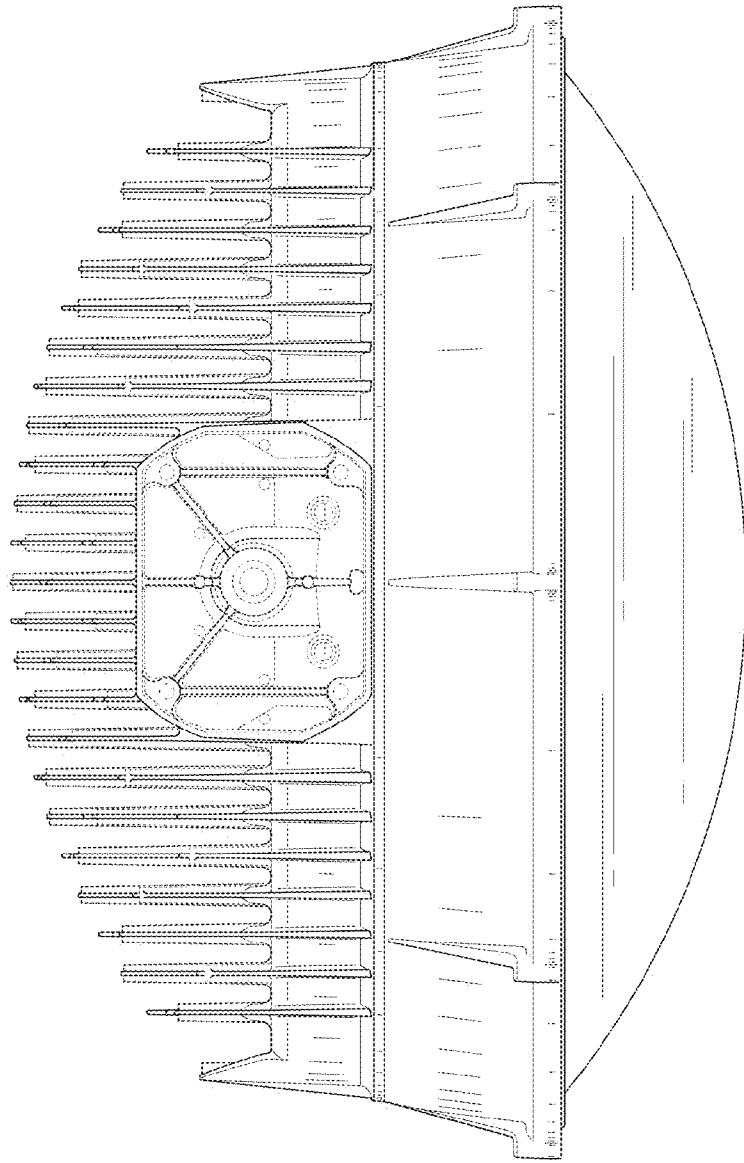


Fig. 3

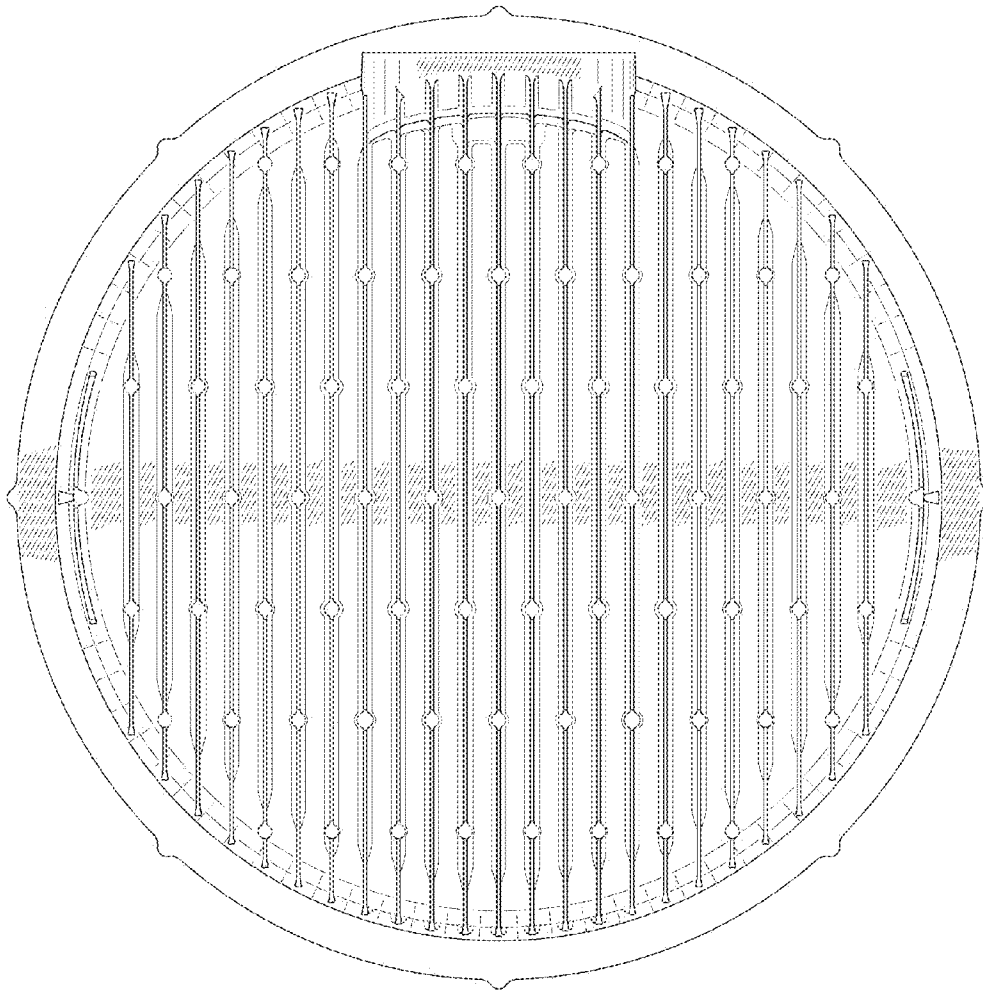


Fig. 4




Fig. 5

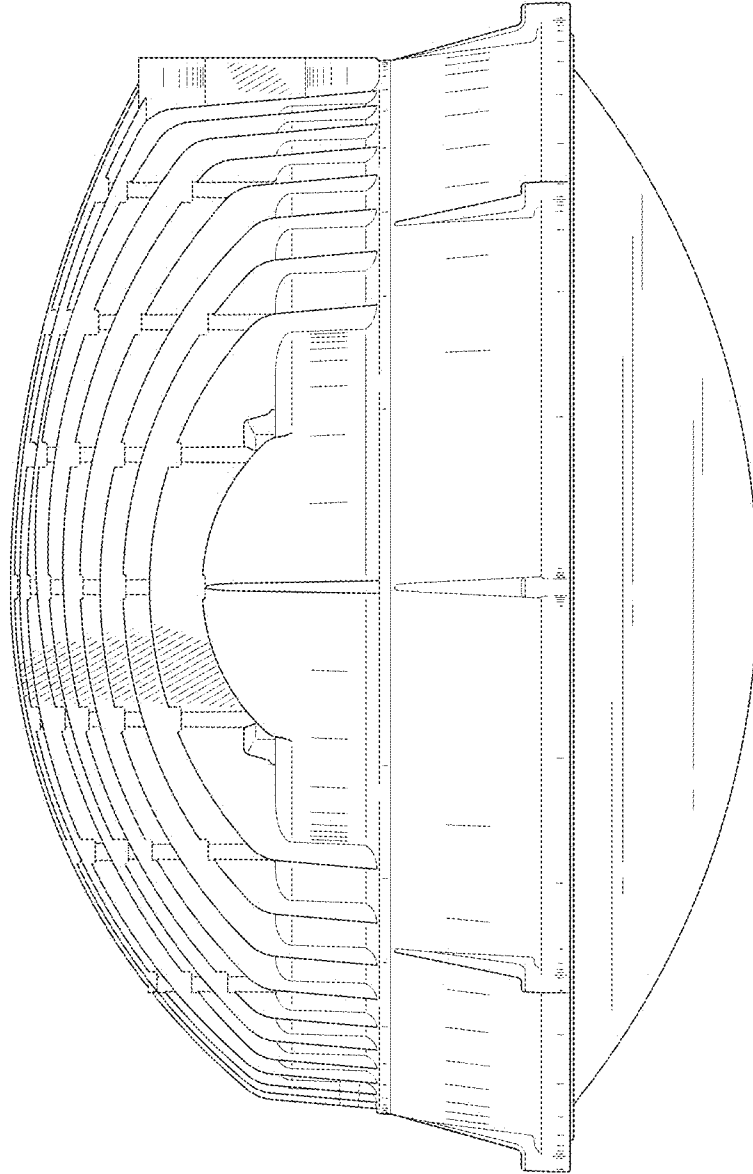


Fig. 6

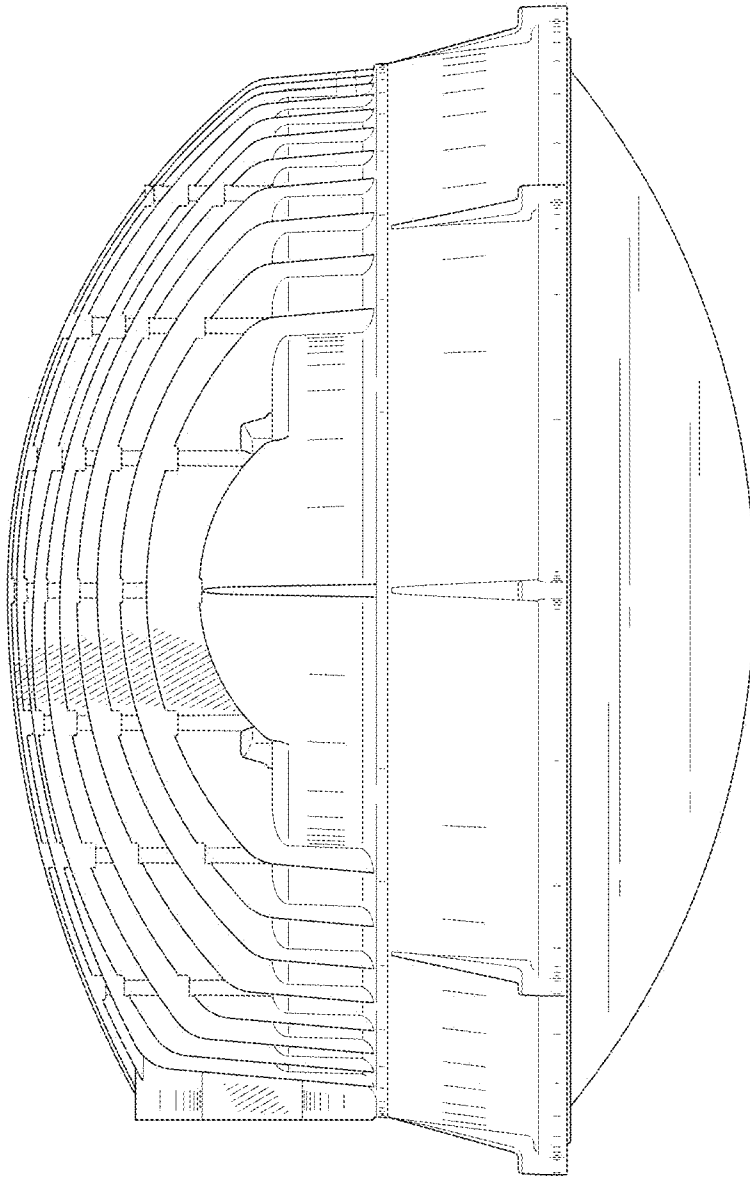


Fig. 7