



US00D516394S

(12) **United States Design Patent**
Chen

(10) **Patent No.:** **US D516,394 S**

(45) **Date of Patent:** **** Mar. 7, 2006**

(54) **HAND TOOL**

(75) Inventor: **Martin Chen**, Chang Hua (TW)

(73) Assignee: **Goodly-Ch Enterprise Co., Ltd.**,
Ta-Tu Hsiang (TW)

(**) Term: **14 Years**

(21) Appl. No.: **29/208,769**

(22) Filed: **Jul. 2, 2004**

(51) **LOC (8) Cl.** **08-05**

(52) **U.S. Cl.** **D8/16; D8/19**

(58) **Field of Classification Search** D8/14,
D8/16, 17, 19, 26, 33, 40, 43, 45, 55, 71,
D8/88, 89, 105, 499; D32/35, 40, 46, 49;
7/105, 147, 151, 158, 166-170; 15/105, 121,
15/236.01-236.03, 236.05, 236.07-236.09;
16/430; 30/142, 164, 164.9, 169; 81/3.07,
81/3.09, 3.27, 3.55, 3.57, 20, 488

See application file for complete search history.

(56) **References Cited**

U.S. PATENT DOCUMENTS

| | | | | | |
|-------------|---|---------|------------|-------|-----------|
| D201,710 S | * | 7/1965 | Monek | | D8/19 |
| D205,370 S | * | 7/1966 | Roeschlaub | | 81/3.57 |
| 3,408,677 A | * | 11/1968 | Yates | | 15/236.02 |
| 5,251,352 A | * | 10/1993 | Cullison | | 7/105 |
| D386,857 S | * | 11/1997 | Lawrence | | D32/46 |

| | | | | | |
|-------------|---|---------|----------------|-------|--------|
| D405,668 S | * | 2/1999 | Henke | | D8/105 |
| 5,870,786 A | * | 2/1999 | Papadopoulos | | 7/105 |
| D424,390 S | * | 5/2000 | Denton | | D8/45 |
| D435,408 S | * | 12/2000 | Panfili et al. | | D8/16 |
| D450,994 S | * | 11/2001 | Abbott | | D8/105 |
| D475,825 S | * | 6/2003 | Ribezzo | | D32/49 |

* cited by examiner

Primary Examiner—Caron D. Veynar

Assistant Examiner—Garth Rademaker

(74) *Attorney, Agent, or Firm*—Alan D. Kamrath; Nikolai & Mersereau, P.A.

(57) **CLAIM**

The ornamental design for hand tool, as shown and described.

DESCRIPTION

FIG. 1 is a perspective view of a hand tool showing my new design;

FIG. 2 is a front view thereof;

FIG. 3 is a rear view thereof;

FIG. 4 is a left view thereof;

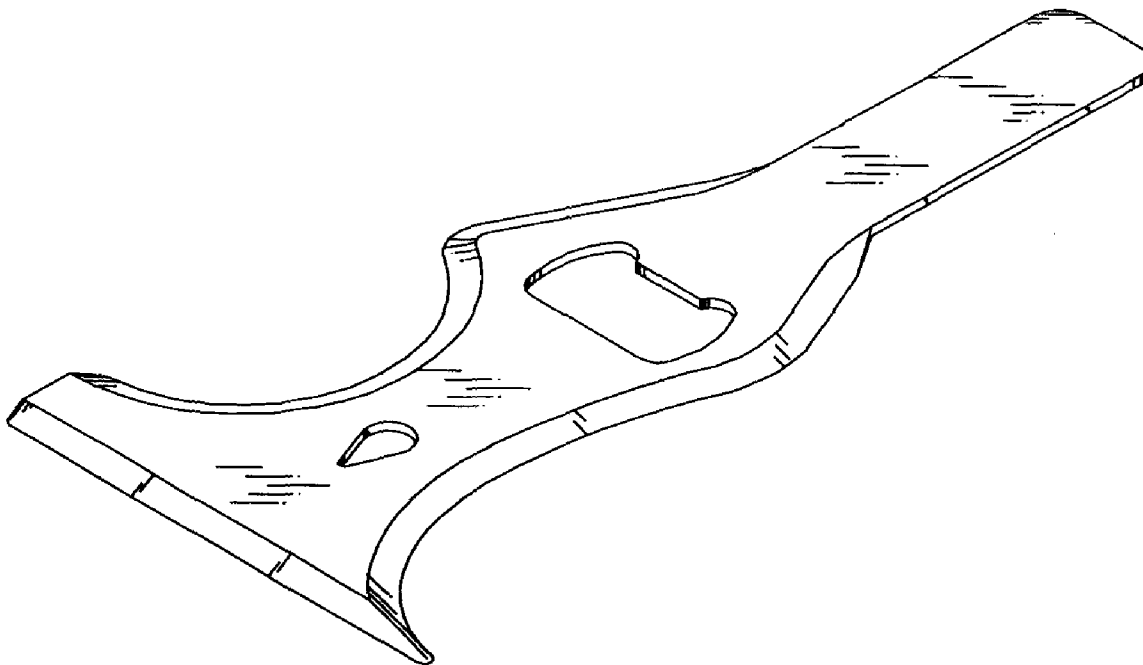
FIG. 5 is a right view thereof;

FIG. 6 is a top view thereof; and,

FIG. 7 is a bottom view thereof; and,

FIG. 8 is the perspective view embodying the utilization of hand tool in which the broken line is for illustrative purposes only and forms no part of the claimed design.

1 Claim, 2 Drawing Sheets



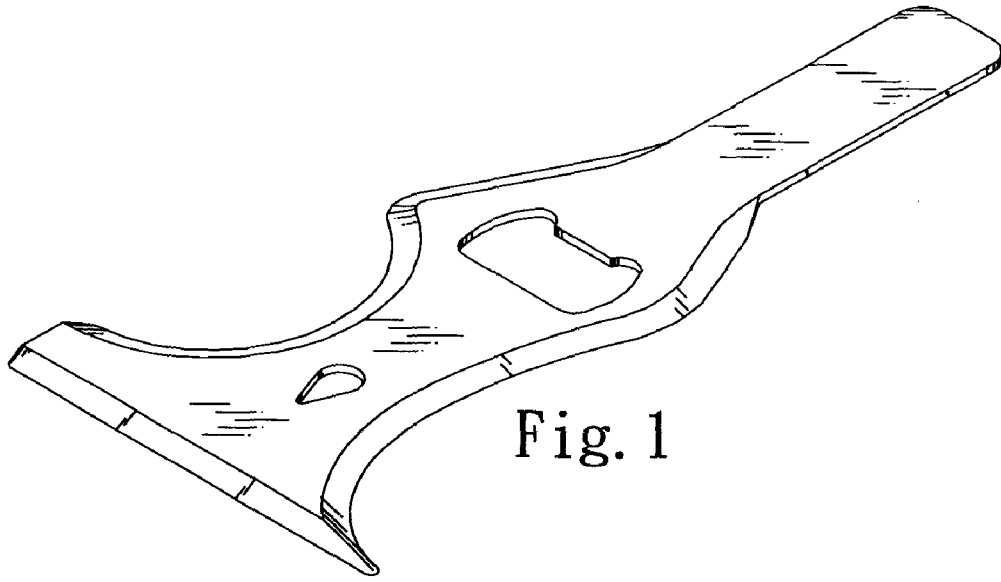


Fig. 1




Fig. 2




Fig. 3




Fig. 4



Fig. 5

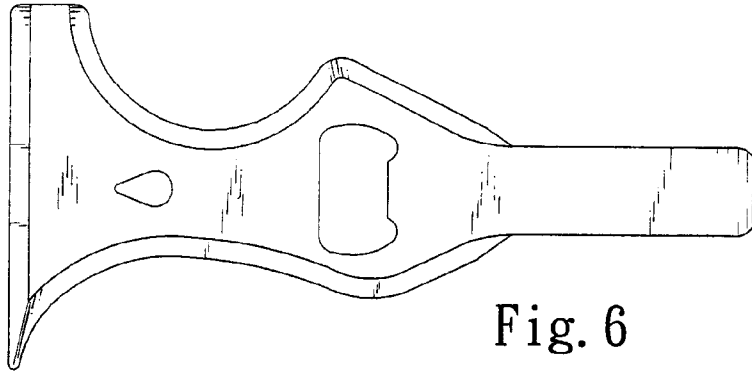


Fig. 6

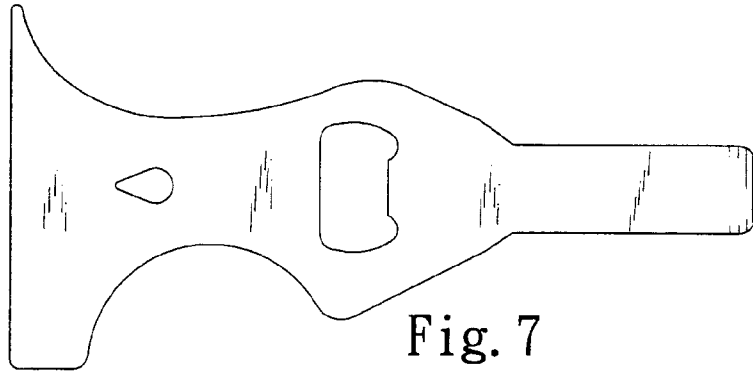


Fig. 7

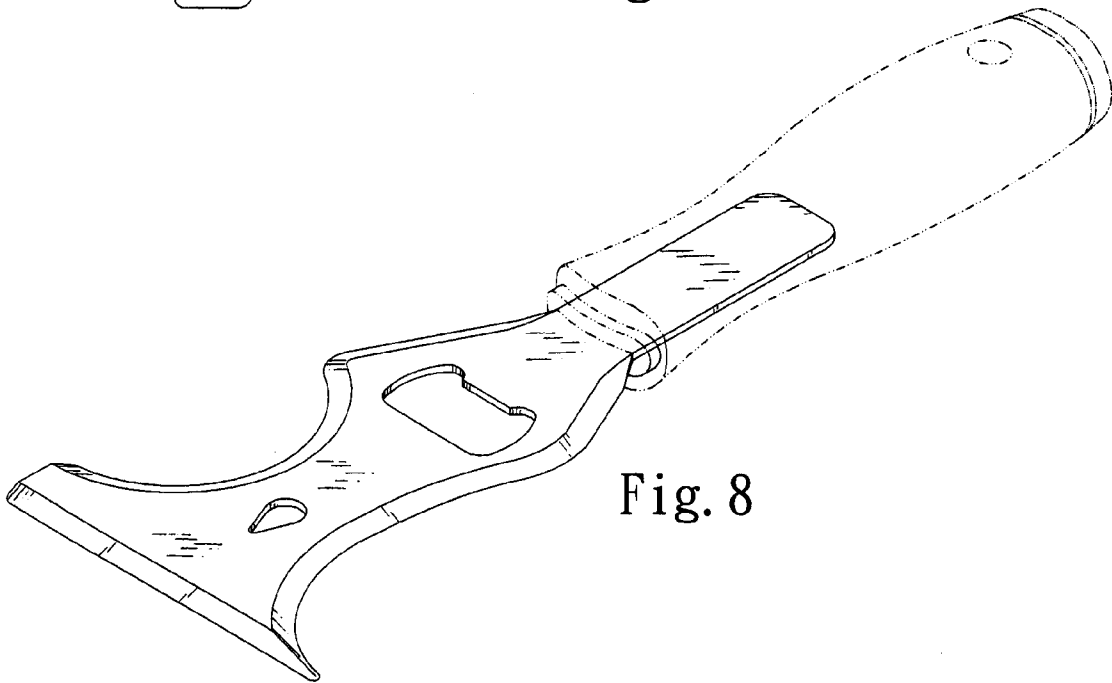


Fig. 8