

[54] PORTABLE COMPUTER

[75] Inventor: Masaji Sawada, Osaka, Japan

[73] Assignee: Sharp Corporation, Osaka, Japan

[**] Term: 14 Years

[21] Appl. No.: 546,412

[22] Filed: Oct. 28, 1983

[30] Foreign Application Priority Data

Apr. 30, 1983 [JP] Japan 58-18770
 [52] U.S. Cl. D14/100
 [58] Field of Search D14/100-117,
 D14/53, 52, 54, 58; 340/365 R, 711; 235/145 R;
 364/708

[56] References Cited

U.S. PATENT DOCUMENTS

D. 222,883 1/1972 Levow et al. D14/101
 D. 275,857 10/1984 Moraine D14/101
 4,339,632 7/1982 Early et al. 340/365 R X
 4,497,036 1/1985 Dunn 364/708

OTHER PUBLICATIONS

Computer Design, 11-1980, p. 88, Teltone Corp. M-101-Coupler.

Computer Design, 3-1981, p. 209, Telcon Indus. Inc. Ambassador III Portable Terminal. Grid Systems Corp. Brochure ©1982, Compass Computer TM Portable Computer.


Primary Examiner—Susan J. Lucas
 Attorney, Agent, or Firm—Flehr, Hohbach, Test, Albritton & Herbert

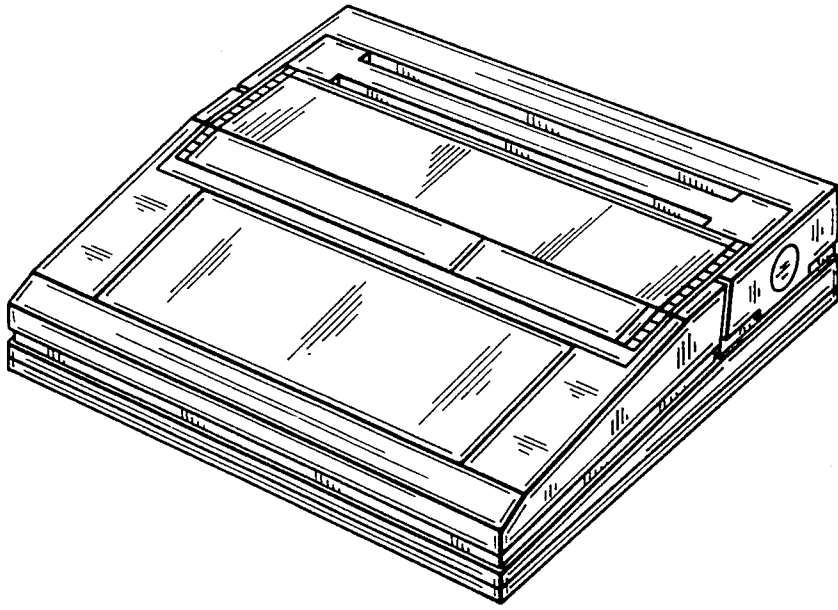
[57] CLAIM

The ornamental design for a portable computer, as shown and described.

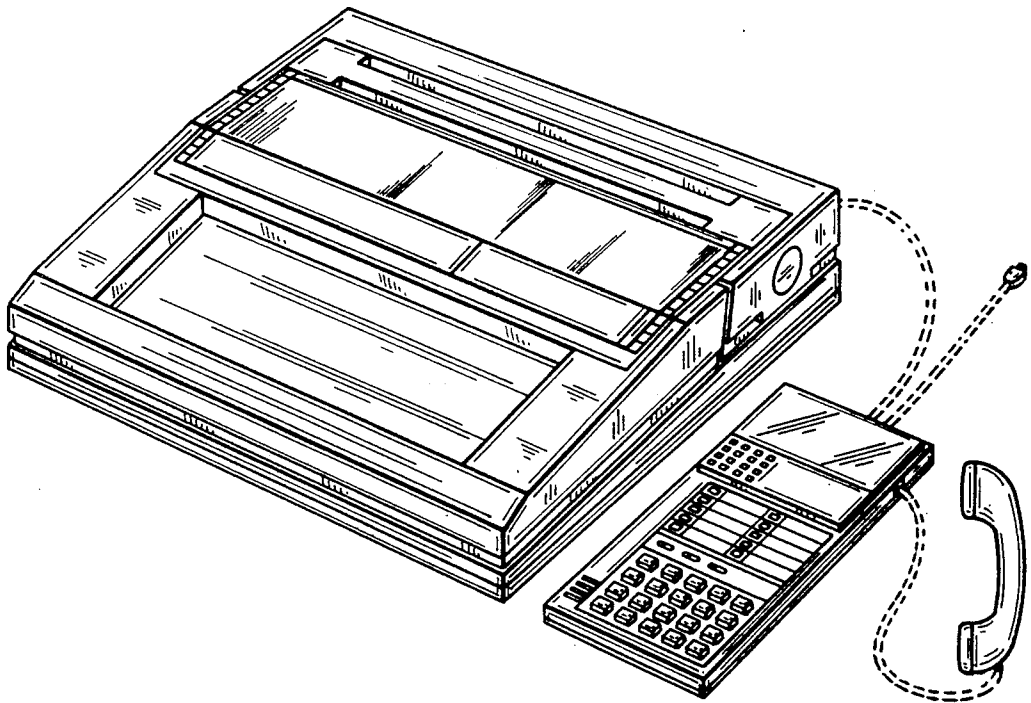
DESCRIPTION

FIG. 1 is a perspective view of the portable computer showing my new design, in closed condition; FIG. 2 is a perspective view thereof with the telephone line communication unit removed from the housing and in operable condition; FIG. 3 is a perspective view thereof with display with the cover opened and the display and keyboard in operable condition; FIG. 4 is a front elevational view of the portable computer in a closed condition; FIG. 5 is a rear elevational view thereof; FIG. 6 is a right side elevational view thereof; FIG. 7 is a left side elevational view thereof; FIG. 8 is a top plan view thereof; and FIG. 9 is a bottom plan view thereof. The telephone handset is shown in broken line for illustrative purposes only.







FIG_1



FIG_2




FIG_3



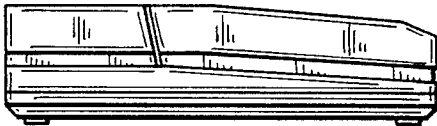
FIG_4



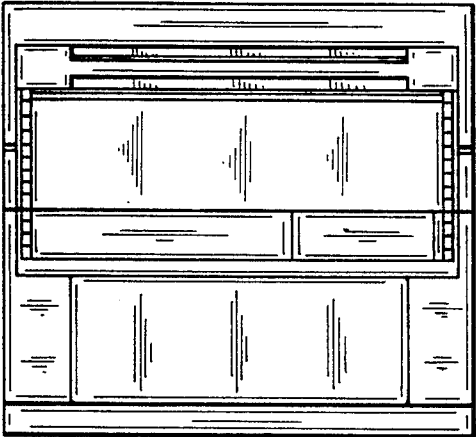
FIG_5



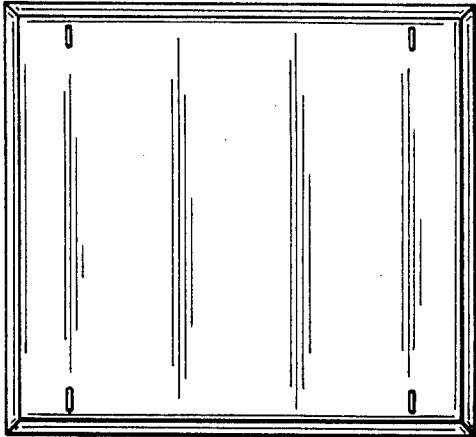
FIG_6



FIG_7



FIG_8



FIG_9