



US00D466254S

(12) **United States Design Patent**
Hung

(10) **Patent No.:** **US D466,254 S**

(45) **Date of Patent:** **** Nov. 26, 2002**

(54) **KNEE GUARD**

D408,596 S * 4/1999 Dancyger D29/121.1
6,347,403 B1 * 2/2002 Wilcox 2/24 X

(76) Inventor: **Chin-Wang Hung**, No. 62, Lane 155,
Chung-Hua Rd., Yung-Kang City,
Tainan Hsien (TW)

* cited by examiner

(**) Term: **14 Years**

Primary Examiner—Louis S. Zarfes
Assistant Examiner—Robert A. Delehanty
(74) *Attorney, Agent, or Firm*—John H. Crozier

(21) Appl. No.: **29/156,782**

(57) **CLAIM**

(22) Filed: **Mar. 7, 2002**

The ornamental design of knee guard, as shown and described.

(51) **LOC (7) Cl.** **08-07**

(52) **U.S. Cl.** **D29/121.1**

(58) **Field of Search** D29/120.1, 121.1,
D29/100, 122; 2/24, 62, 267, 311; D24/190;
36/2 R, 2 A, 2 B, 70 R, 72 R; D6/601;
5/621, 624, 648

DESCRIPTION

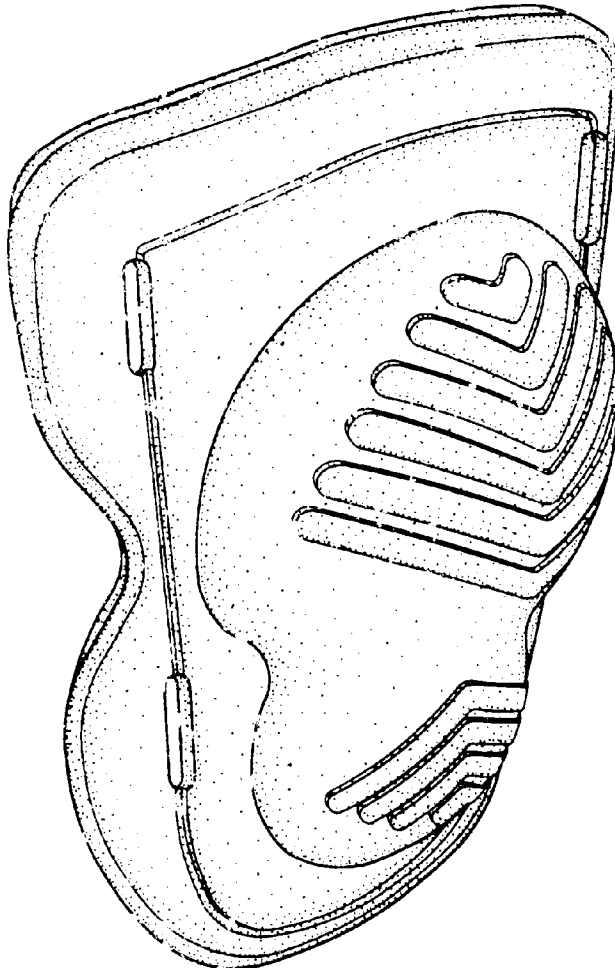
FIG. 1 is a perspective view of knee guard showing my new design;
FIG. 2 is a front elevational view thereof;
FIG. 3 is a rear elevational view thereof;
FIG. 4 is a left side elevational view thereof;
FIG. 5 is a right side elevational view thereof;
FIG. 6 is a top plan view thereof; and,
FIG. 7 is a bottom plan view thereof.

(56) **References Cited**

U.S. PATENT DOCUMENTS

D373,655 S * 9/1996 Kalvestran et al. D29/121.1
D377,851 S * 2/1997 Dancyger D29/121.1
D380,876 S * 7/1997 Campbell D29/121.1

1 Claim, 2 Drawing Sheets



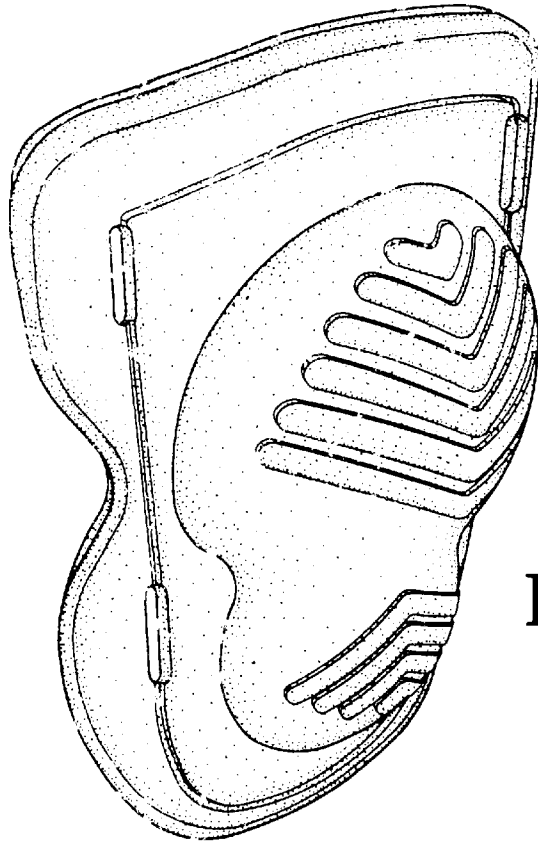


FIG. 1

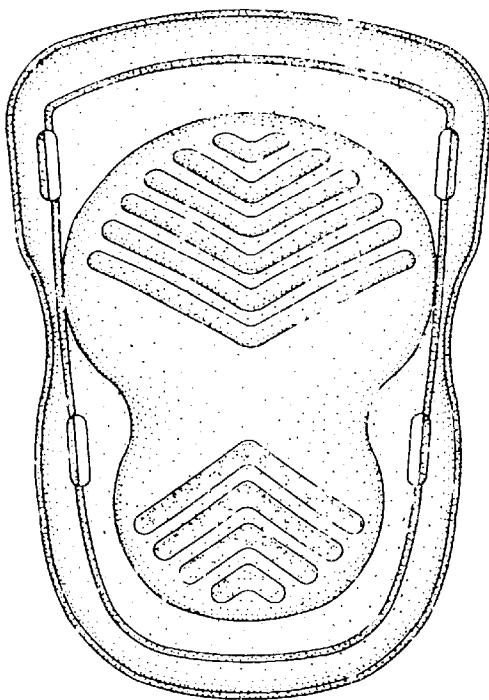


FIG. 2

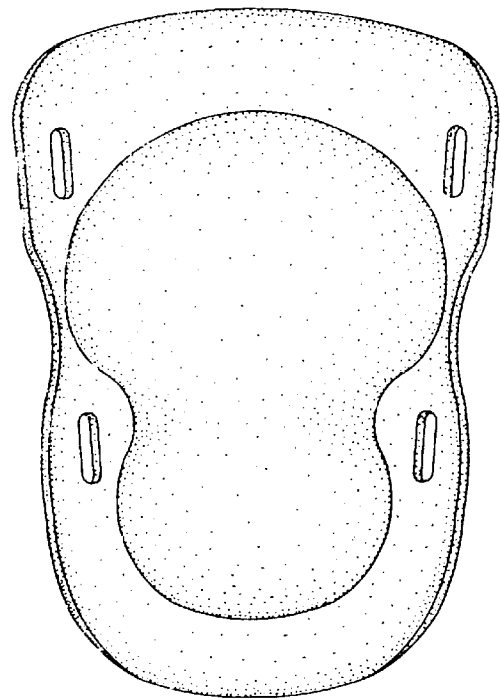


FIG. 3

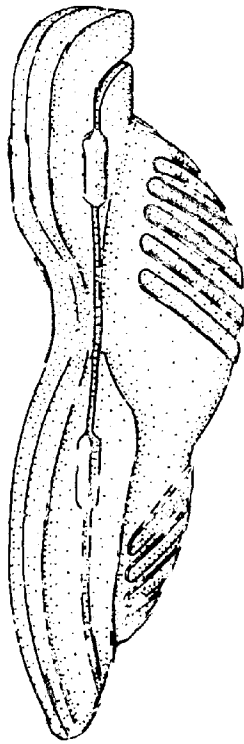


FIG. 4

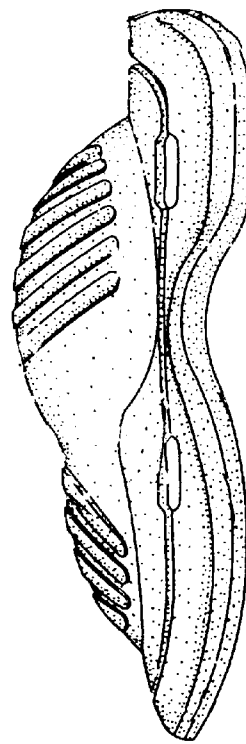


FIG. 5

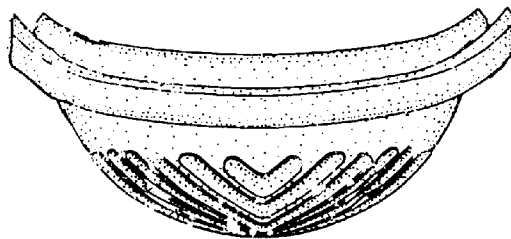


FIG. 6

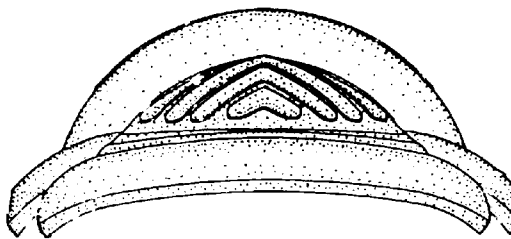


FIG. 7