

(12) STANDARD PATENT
(19) AUSTRALIAN PATENT OFFICE

(11) Application No. **AU 2012225735 B2**

(54) Title
Amino-quinolines as kinase inhibitors

(51) International Patent Classification(s)
C07D 215/44 (2006.01) **A61K 31/47** (2006.01)
A01N 43/42 (2006.01)

(21) Application No: **2012225735** (22) Date of Filing: **2012.03.02**

(87) WIPO No: **WO12/122011**

(30) Priority Data

(31) Number	(32) Date	(33) Country
61/449,574	2011.03.04	US
61/449,843	2011.03.07	US

(43) Publication Date: **2012.09.13**

(44) Accepted Journal Date: **2016.03.10**

(71) Applicant(s)
GlaxoSmithKline Intellectual Property Development Limited

(72) Inventor(s)
Bury, Michael Jonathan;Casillas, Linda N.;Charnley, Adam Kenneth;Haile, Pamela A.;Marquis Jr., Robert W.;Mehlmann, John F.;Romano, Joseph J.;Singhaus, Robert R.;Wang, Gren Z.

(74) Agent / Attorney
Davies Collison Cave, Level 15 1 Nicholson Street, MELBOURNE, VIC, 3000

(56) Related Art
US 6,809,097

(12) INTERNATIONAL APPLICATION PUBLISHED UNDER THE PATENT COOPERATION TREATY (PCT)

(19) World Intellectual Property
Organization

International Bureau

(43) International Publication Date
13 September 2012 (13.09.2012)

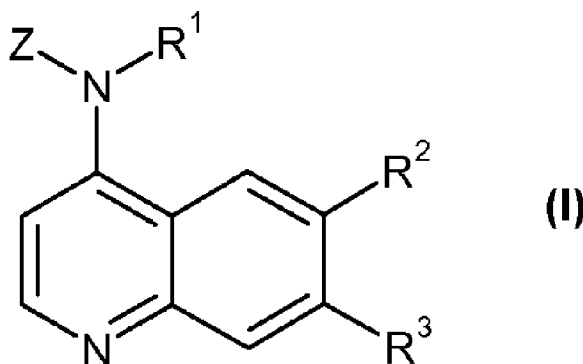


(10) International Publication Number
WO 2012/122011 A2

- (51) International Patent Classification:
A61K 31/4709 (2006.01)
- (21) International Application Number:
PCT/US2012/027439
- (22) International Filing Date:
2 March 2012 (02.03.2012)
- (25) Filing Language: English
- (26) Publication Language: English
- (30) Priority Data:
61/449,574 4 March 2011 (04.03.2011) US
61/449,843 7 March 2011 (07.03.2011) US
- (71) Applicant (for all designated States except US): **GLAXO-SMITHKLINE LLC** [US/US]; One Franklin Plaza, 200 North 16th Street, Philadelphia, PA 19102 (US).
- (72) Inventors; and
- (75) Inventors/Applicants (for US only): **BURY, Michael, Jonathan** [US/US]; 1250 South Collegeville Road, Collegeville, PA 19426 (US). **CASILLAS, Linda, N.** [US/US]; 1250 South Collegeville Road, Collegeville, PA 19426 (US). **CHARNLEY, Adam, Kenneth** [US/US]; 1250 South Collegeville Road, Collegeville, PA 19426 (US). **HAILE, Pamela, A.** [US/US]; 1250 South Collegeville Road, Collegeville, PA 19426 (US). **MARQUIS, Robert, W., Jr.** [US/US]; 1250 South Collegeville Road, Collegeville, PA 19426 (US). **MEHLMANN, John, F.** [US/US]; 1250 South Collegeville Road, Collegeville, PA 19426 (US). **ROMANO, Joseph, J.** [US/US]; 1250 South Collegeville Road, Collegeville, PA 19426 (US). **SINGHAUS, Robert, R.** [US/US]; 1250 South Collegeville Road, Collegeville, PA 19426 (US). **WANG, Gren, Z.** [US/US]; 1250 South Collegeville Road, Collegeville, PA 19426 (US).
- (74) Agents: **LUTOMSKI, Kathryn, A.** et al.; Glaxosmithkline, Corporate Intellectual Property, UW2220, 709 Swedeland Road, P.O. Box 1539, King of Prussia, PA 19406-0939 (US).
- (81) Designated States (unless otherwise indicated, for every kind of national protection available): AE, AG, AL, AM, AO, AT, AU, AZ, BA, BB, BG, BH, BR, BW, BY, BZ, CA, CH, CL, CN, CO, CR, CU, CZ, DE, DK, DM, DO, DZ, EC, EE, EG, ES, FI, GB, GD, GE, GI, GM, GT, HN, HR, HU, ID, IL, IN, IS, JP, KE, KG, KM, KN, KP, KR, KZ, LA, LC, LK, LR, LS, LT, LU, LY, MA, MD, ME, MG, MK, MN, MW, MX, MY, MZ, NA, NG, NI, NO, NZ, OM, PE, PG, PH, PL, PT, QA, RO, RS, RU, RW, SC, SD, SE, SG, SK, SL, SM, ST, SV, SY, TH, TJ, TM, TN, TR, TT, TZ, UA, UG, US, UZ, VC, VN, ZA, ZM, ZW.
- (84) Designated States (unless otherwise indicated, for every kind of regional protection available): ARIPO (BW, GH, GM, KE, LR, LS, MW, MZ, NA, RW, SD, SL, SZ, TZ, UG, ZM, ZW), Eurasian (AM, AZ, BY, KG, KZ, MD, RU, TJ, TM), European (AL, AT, BE, BG, CH, CY, CZ, DE, DK, EE, ES, FI, FR, GB, GR, HR, HU, IE, IS, IT, LT, LU, LV, MC, MK, MT, NL, NO, PL, PT, RO, RS, SE, SI, SK, SM, TR), OAPI (BF, BJ, CF, CG, CI, CM, GA, GN, GQ, GW, ML, MR, NI, SN, TD, TG).
- Declarations under Rule 4.17:
— as to applicant's entitlement to apply for and be granted a patent (Rule 4.17(ii))

[Continued on next page]

(54) Title: AMINO-QUINOLINES AS KINASE INHIBITORS



(57) Abstract: Disclosed are compounds having the formula: wherein R¹, R², R³ and Z are as defined herein, and methods of making and using the same.



-
- *as to the applicant's entitlement to claim the priority of the earlier application (Rule 4.17(ii))*
 - *of inventorship (Rule 4.17(iv))*

Published:

- *without international search report and to be republished upon receipt of that report (Rule 48.2(g))*

AMINO-QUINOLINES AS KINASE INHIBITORS

BACKGROUND OF THE INVENTION

Field of the Invention

5 The present invention relates to 4-amino-quinolines that inhibit RIP2 kinase and methods of making and using the same. Specifically, the present invention relates to substituted 4-amino-quinolines as RIP2 kinase inhibitors.

Background of the Invention

10 Receptor interacting protein-2 (RIP2) kinase, which is also referred to as CARD3, RICK, CARDIAK, or RIPK2, is a TKL family serine/threonine protein kinase involved in innate immune signaling. RIP2 kinase is composed of an N-terminal kinase domain and a C-terminal caspase-recruitment domain (CARD) linked via an intermediate (IM) region ((1998) *J. Biol. Chem.* **273**, 12296-12300; (1998) *Current Biology* **8**, 885-889; and (1998) *J. Biol.*
15 *Chem.* **273**, 16968-16975). The CARD domain of RIP2 kinase mediates interaction with other CARD-containing proteins, such as NOD1 and NOD2 ((2000) *J. Biol. Chem.* **275**, 27823-27831 and (2001) *EMBO reports* **2**, 736-742). NOD1 and NOD2 are cytoplasmic receptors which play a key role in innate immune surveillance. They recognize both gram positive and gram negative bacterial pathogens and are activated by specific peptidoglycan
20 motifs, diaminopimelic acid (i.e., DAP) and muramyl dipeptide (MDP), respectively ((2007) *J Immunol* **178**, 2380-2386).

 Following activation, RIP2 kinase associates with NOD1 or NOD2 and appears to function principally as a molecular scaffold to bring together other kinases (TAK1, IKK $\alpha/\beta/\gamma$) involved in NF- κ B and mitogen-activated protein kinase activation ((2006)
25 *Nature Reviews Immunology* **6**, 9-20). RIP2 kinase undergoes a K63-linked polyubiquitination on lysine-209 which facilitates TAK1 recruitment ((2008) *EMBO Journal* **27**, 373-383). This post-translational modification is required for signaling as mutation of this residue prevents NOD1/2 mediated NF- κ B activation. RIP2 kinase also undergoes autophosphorylation on serine-176, and possibly other residues ((2006) *Cellular Signalling*
30 **18**, 2223-2229). Studies using kinase dead mutants (K47A) and non-selective small molecule inhibitors have demonstrated that RIP2 kinase activity is important for regulating

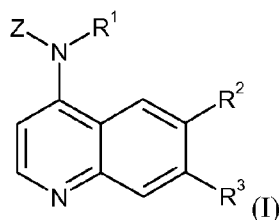
the stability of RIP2 kinase expression and signaling ((2007) *Biochem J* **404**, 179-190 and (2009) *J. Biol. Chem.* **284**, 19183-19188).

Dysregulation of RIP2-dependent signaling has been linked to autoinflammatory diseases. Gain-of-function mutations in the NACHT-domain of NOD2 cause Blau Syndrome, early-onset sarcoidosis, a pediatric granulomatous disease characterized by uveitis, dermatitis, and arthritis ((2001) *Nature Genetics* **29**, 19-20; (2005) *Journal of Rheumatology* **32**, 373-375; (2005) *Current Rheumatology Reports* **7**, 427-433; (2005) *Blood* **105**, 1195-1197; (2005) *European Journal of Human Genetics* **13**, 742-747; (2006) *American Journal of Ophthalmology* **142**, 1089-1092; (2006) *Arthritis & Rheumatism* **54**, 3337-3344; (2009) *Arthritis & Rheumatism* **60**, 1797-1803; and (2010) *Rheumatology* **49**, 194-196). Mutations in the LRR-domain of NOD2 have been strongly linked to susceptibility to Crohn's Disease ((2002) *Am. J. Hum. Genet.* **70**, 845-857; (2004) *European Journal of Human Genetics* **12**, 206-212; (2008) *Mucosal Immunology (2008) 1 (Suppl 1)*, S5-S9. **1**, S5-S9; (2008) *Inflammatory Bowel Diseases* **14**, 295-302; (2008) *Experimental Dermatology* **17**, 1057-1058; (2008) *British Medical Bulletin* **87**, 17-30; (2009) *Inflammatory Bowel Diseases* **15**, 1145 – 1154 and (2009) *Microbes and Infection* **11**, 912-918). Mutations in NOD1 have been associated with asthma ((2005) *Hum. Mol. Genet.* **14**, 935-941) and early-onset and extra-intestinal inflammatory bowel disease ((2005) *Hum. Mol. Genet.* **14**, 1245-1250). Genetic and functional studies have also suggested a role for RIP2-dependent signaling in a variety of other granulomatous disorders, such as sarcoidosis ((2009) *Journal of Clinical Immunology* **29**, 78-89 and (2006) *Sarcoidosis Vasculitis and Diffuse Lung Diseases* **23**, 23-29) and Wegner's Granulomatosis ((2009) *Diagnostic Pathology* **4**, 23).

A potent, selective, small molecule inhibitor of RIP2 kinase activity would block RIP2-dependent pro-inflammatory signaling and thereby provide a therapeutic benefit in autoinflammatory diseases characterized by increased and/or dysregulated RIP2 kinase activity.

SUMMARY OF THE INVENTION

The invention is directed to 6,7-disubstituted-4-amino-quinolines. Specifically, the invention is directed to a compound according to Formula (I):



wherein:

R¹ is H, -SO₂(C₁-C₄alkyl), -CO(C₁-C₄alkyl), or (C₁-C₄alkyl);

- 5 R² is -SOR^a or -SO₂R^a, wherein R^a is an optionally substituted (C₁-C₆)alkyl, (C₃-C₇)cycloalkyl, 4-7 membered heterocycloalkyl, aryl, or heteroaryl group, wherein:
- said (C₁-C₆)alkyl is optionally substituted by one or two groups each independently selected from the group consisting of cyano, hydroxyl, (C₁-C₆)alkoxy, (C₁-C₆)alkoxy(C₂-C₆)alkoxy, -CO₂H, -CO₂(C₁-C₄)alkyl, -SO₂(C₁-C₄ alkyl), -CONH₂,
 10 -CONH(C₁-C₄ alkyl), -NHC(=O)(C₁-C₄ alkyl), -CON(C₁-C₄ alkyl)(C₁-C₄ alkyl), -N(C₁-C₄ alkyl)(C(=O)(C₁-C₄ alkyl)), -SO₂NH₂, -SO₂NH(C₁-C₄ alkyl), -NHSO₂(C₁-C₄ alkyl), -SO₂N(C₁-C₄ alkyl)(C₁-C₄ alkyl), -N(C₁-C₄ alkyl)(SO₂(C₁-C₄ alkyl)), amino, (C₁-C₄ alkyl)amino-, (C₁-C₄ alkyl)(C₁-C₄ alkyl)amino-, C₃-C₇cycloalkyl, phenyl, 5-6 membered heteroaryl, 9-10 membered heteroaryl, 4-7 membered heterocycloalkyl and
 15 (phenyl)(C₁-C₄ alkyl)amino-, wherein said C₃-C₇cycloalkyl, phenyl, (phenyl)(C₁-C₄ alkyl)amino-, 5-6 membered heteroaryl, 9-10 membered heteroaryl or 4-7 membered heterocycloalkyl is optionally substituted by 1-3 groups each independently selected from the group consisting of halogen, -CF₃, (C₁-C₄)alkyl, hydroxy(C₁-C₄)alkyl and (C₁-C₄)alkoxy,
 20 said (C₃-C₇)cycloalkyl or 4-7 membered heterocycloalkyl is optionally substituted by 1-3 groups each independently selected from the group consisting of halogen, -CF₃, hydroxyl, amino, (C₁-C₄ alkyl)amino-, (C₁-C₄ alkyl)(C₁-C₄ alkyl)amino-, (C₁-C₄)alkyl, phenyl(C₁-C₄)alkyl-, hydroxy(C₁-C₄)alkyl-, oxo, (C₁-C₄)alkoxy, and (C₁-C₄)alkoxy(C₂-C₄)alkoxy-, and

said aryl or heteroaryl is optionally substituted by 1-3 groups each independently selected from the group consisting of halogen, -CF₃, hydroxyl, amino, (C₁-C₄)alkyl, phenyl(C₁-C₄)alkyl-, hydroxy(C₁-C₄)alkyl- and (C₁-C₄)alkoxy,

and wherein said heteroaryl is a 5-6 membered heteroaryl or a 9-10 membered heteroaryl, and any of said 4-7 membered heterocycloalkyl contains one heteroatom selected from the group consisting of N, O and S, any of said 5-6 membered heteroaryl contains one heteroatom selected from the group consisting of N, O and S and optionally further containing one or two nitrogen atoms, and any of said 9-10 membered heteroaryl contains one heteroatom selected from the group consisting of N, O and S and optionally further containing 1, 2 or 3 nitrogen atoms;

R³ is halogen, hydroxy, (C₁-C₄)alkyl-, (C₁-C₄)alkoxy-, halo(C₁-C₄)alkyl-, halo(C₁-C₄)alkoxy-, (C₁-C₄)alkoxy(C₁-C₆)alkyl-, halo(C₁-C₄)alkoxy(C₁-C₆)alkyl-, (C₁-C₄)alkoxy(C₂-C₆)alkoxy-, halo(C₁-C₄)alkoxy(C₂-C₆)alkoxy-, hydroxy(C₁-C₄)alkyl-, hydroxy(C₂-C₆)alkoxy-, cyano(C₁-C₄)alkyl-, cyano(C₂-C₆)alkoxy-, or (C₃-C₆)cycloalkoxy-, wherein the halo(C₁-C₄)alkyl-, halo(C₁-C₄)alkoxy-, halo(C₁-C₄)alkoxy(C₁-C₆)alkyl-, or halo(C₁-C₄)alkoxy(C₂-C₆)alkoxy- contains 2 or 3 halo atoms and wherein the (C₃-C₆)cycloalkyl moiety of the (C₃-C₆)cycloalkoxy- group, is optionally substituted by a group selected from the group consisting of cyano, halo, hydroxyl, (C₁-C₆)alkoxy and (C₁-C₄)alkoxy(C₂-C₆)alkoxy;

Z is phenyl or aryl(C₁-C₄)alkyl-, substituted by R⁴, R⁵, R⁶ and R⁷, wherein:

R⁴ is H, halogen, cyano, (C₁-C₄)alkyl, halo(C₁-C₄)alkyl, (C₁-C₄)alkoxy, phenoxy, phenyl(C₁-C₄)alkoxy, hydroxyl, hydroxy(C₁-C₄)alkyl-, or aminocarbonyl, wherein the phenyl moiety of said phenoxy or phenyl(C₁-C₄)alkoxy- is optionally substituted by 1-3 substituents each independently selected from the group consisting of halogen, -CF₃, (C₁-C₄)alkyl and (C₁-C₄)alkoxy; and

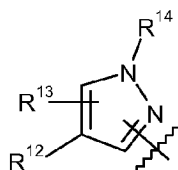
each of R⁵, R⁶ and R⁷ is independently selected from the group consisting of H, hydroxyl, halogen, -CF₃, hydroxy(C₁-C₄)alkyl, (C₁-C₄)alkyl and (C₁-C₄)alkoxy; or

Z is phenyl substituted by R⁸, R⁹ and R¹⁰, wherein:

R⁸ and R⁹ are located on adjacent atoms and taken together with the atoms to which they are attached form a 5-membered heterocyclic group containing 1, 2 or 3 heteroatoms each independently selected from the group consisting of N, O and S, which 5-membered heterocyclic group is substituted by R¹¹;

wherein one of R¹⁰ or R¹¹ is H, halogen, cyano, (C₁-C₄)alkyl, halo(C₁-C₄)alkyl, (C₁-C₄)alkoxy, phenoxy, phenyl(C₁-C₄)alkoxy, hydroxyl, hydroxy(C₁-C₄)alkyl-, or aminocarbonyl, where the phenyl moiety of said phenoxy or phenyl(C₁-C₄)alkoxy is optionally substituted by 1-3 substituents each independently selected from the group consisting of halogen, -CF₃, (C₁-C₄)alkyl and (C₁-C₄)alkoxy; and

the other of R¹⁰ or R¹¹ is H, hydroxyl, halogen, halo(C₁-C₄)alkyl, hydroxy(C₁-C₄)alkyl, (C₁-C₄)alkyl or (C₁-C₄)alkoxy; or



Z is pyrazolyl, having the formula:

wherein:

R¹² is methyl or trifluoromethyl (-CH₃ or -CF₃);

R¹³ is H, methyl, hydroxymethyl, or trifluoromethyl (-CH₃, -CH₂OH or -CF₃);

R¹⁴ is H or (C₁-C₃)alkyl; or

R¹² and R¹³, taken together with the atoms to which they are attached, form a 6 membered carbocyclic ring or heterocyclic ring substituted by R¹⁵ and R¹⁶, wherein the heterocyclic ring contains 1 nitrogen atom;

wherein R¹⁵ and R¹⁶ are each independently selected from the group consisting of H, halogen, cyano, (C₁-C₄)alkyl, halo(C₁-C₄)alkyl, (C₁-C₄)alkoxy, phenoxy, phenyl(C₁-C₄)alkoxy, hydroxyl, hydroxy(C₁-C₄)alkyl-, and aminocarbonyl, wherein the phenyl moiety of said phenoxy or phenyl(C₁-C₄)alkoxy is optionally substituted by 1-3 substituents each independently selected from the group consisting of halogen, -CF₃, (C₁-C₄)alkyl and (C₁-C₄)alkoxy;

provided that the compound is not N-(4-chloro-2-fluorophenyl)-7-methoxy-6-[(2-methoxyethyl)sulfinyl]-4-quinolinamine or 3-[[7-bromo-6-(methylsulfonyl)-4-quinolinyl]amino]-4-methyl-phenol;

or a salt, particularly a pharmaceutically acceptable salt, thereof.

The compounds according to Formula (I), or salts, particularly pharmaceutically acceptable salts, thereof, are inhibitors of RIP2 kinase.

Accordingly, the present invention is also directed to a method of inhibiting RIP2 kinase which method comprises contacting a cell with a compound according to Formula (I), or a salt, particularly a pharmaceutically acceptable salt, thereof.

The invention is further directed to a method of treating a RIP2 kinase-mediated disease or disorder which comprises administering a therapeutically effective amount of a compound according to Formula (I), or a salt, particularly a pharmaceutically acceptable salt thereof, to a patient (a human or other mammal, particularly, a human) in need thereof. Examples of RIP2 kinase-mediated diseases or disorders include uveitis, Crohn's disease, ulcerative colitis, early-onset and extra-intestinal inflammatory bowel disease and granulomateous disorders, such as sarcoidosis, Blau syndrome, early-onset sarcoidosis and Wegner's Granulomatosis.

The present invention is further directed to a pharmaceutical composition comprising a compound according to Formula (I), or a salt, particularly a pharmaceutically acceptable salt, thereof and a pharmaceutically acceptable excipient. Particularly, this invention is directed to a pharmaceutical composition for the treatment of a RIP2 kinase-mediated disease or disorder, where the composition comprises a compound according to Formula (I), or a salt, particularly a pharmaceutically acceptable salt, thereof and a pharmaceutically acceptable excipient.

BRIEF DESCRIPTION OF THE DRAWINGS

Figure 1 shows the combined cytokine response in rat whole blood samples obtained after pre-dosing rats with the compound of Example 1, followed by dosing with L18-MDP.

Figure 2 shows the combined cytokine response in rat whole blood samples obtained after pre-dosing rats with the compound of Example 5, followed by dosing with L18-MDP.

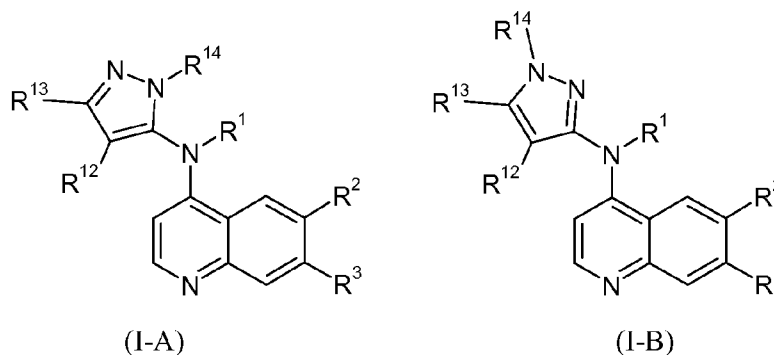
Figure 3 shows the IL-8 cytokine response in rat whole blood samples obtained after pre-dosing rats with the compound of Example 23, followed by dosing with L18-MDP.

Figure 4 shows the IL-8 cytokine response in rat whole blood samples obtained after pre-dosing rats with the compound of Example 31, followed by dosing with L18-MDP.

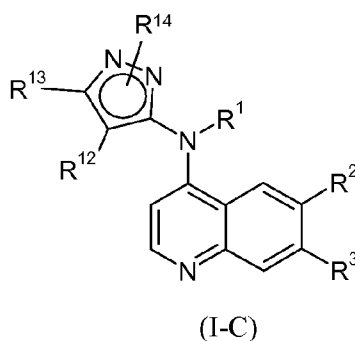
DETAILED DESCRIPTION OF THE INVENTION

The alternative definitions for the various groups and substituent groups of Formula (I) provided throughout the specification are intended to particularly describe each compound species disclosed herein, individually, as well as groups of one or more compound species. The scope of this invention includes any combination of these group and substituent group definitions. The compounds of the invention are only those which are contemplated to be “chemically stable” as will be appreciated by those skilled in the art.

It will also be appreciated by those skilled in the art that when Z is pyrazolyl, the compounds of this invention may exist as pyrazole isomers represented by Formula (I-A) and Formula (I-B):



When R^{14} is H, the compounds of this invention may exist as tautomers (I-A) and (I-B) and may be represented as Formula (I-C).



When R^{14} is (C_1-C_3) alkyl, the compounds of this invention, may exist as either one of the regioisomers represented by Formula (I-A) or Formula (I-B), or as a mixture thereof.

In addition, it will be appreciated by those skilled in the art that the compounds of this invention, depending on further substitution, may exist in other tautomeric forms. All tautomeric forms of the compounds described herein are intended to be encompassed within

the scope of the present invention. It is to be understood that any reference to a named compound of this invention is intended to encompass all tautomers of the named compound and any mixtures of tautomers of the named compound.

As used herein, the term "alkyl" represents a saturated, straight or branched hydrocarbon moiety. Exemplary alkyls include, but are not limited to methyl (Me), ethyl (Et), *n*-propyl, isopropyl, *n*-butyl, *s*-butyl, isobutyl, *t*-butyl and pentyl. The term "C₁-C₄ alkyl" refers to an alkyl group or moiety containing from 1 to 4 carbon atoms.

When the term "alkyl" is used in combination with other substituent groups, such as "haloalkyl" or "hydroxyalkyl" or "arylalkyl", the term "alkyl" is intended to encompass a divalent straight or branched-chain hydrocarbon radical. For example, "arylalkyl" is intended to mean the radical -alkylaryl, wherein the alkyl moiety thereof is a divalent straight or branched-chain carbon radical and the aryl moiety thereof is as defined herein, and is represented by the bonding arrangement present in a benzyl group (-CH₂-phenyl); "halo(C₁-C₄)alkyl" or "(C₁-C₄)haloalkyl" is intended to mean a radical having one or more halogen atoms, which may be the same or different, at one or more carbon atoms of an alkyl moiety containing from 1 to 4 carbon atoms, which is a straight or branched-chain carbon radical, and is represented by a trifluoromethyl group (-CF₃).

As used herein, the term "cycloalkyl" refers to a non-aromatic, saturated, cyclic hydrocarbon ring. The term "(C₃-C₈)cycloalkyl" refers to a non-aromatic cyclic hydrocarbon ring having from three to eight ring carbon atoms. Exemplary "(C₃-C₈)cycloalkyl" groups useful in the present invention include cyclopropyl, cyclobutyl, cyclopentyl, cyclohexyl, cycloheptyl, and cyclooctyl.

"Alkoxy" refers to a group containing an alkyl radical attached through an oxygen linking atom. The term "(C₁-C₄)alkoxy" refers to a straight- or branched-chain hydrocarbon radical having at least 1 and up to 4 carbon atoms attached through an oxygen linking atom. Exemplary "(C₁-C₄)alkoxy" groups useful in the present invention include, but are not limited to, methoxy, ethoxy, *n*-propoxy, isopropoxy, *n*-butoxy, *s*-butoxy, isobutoxy, and *t*-butoxy.

"Aryl" represents a group or moiety comprising an aromatic, monovalent monocyclic or bicyclic hydrocarbon radical containing from 6 to 10 carbon ring atoms, which may be fused one or more cycloalkyl rings.

Generally, in the compounds of this invention, aryl is phenyl.

Heterocyclic groups may be heteroaryl or heterocycloalkyl groups.

"Heterocycloalkyl" represents a group or moiety comprising a non-aromatic, monovalent monocyclic or bicyclic radical, which is saturated or partially unsaturated, containing 3 to 10 ring atoms, unless otherwise specified, which includes 1 to 4 heteroatoms selected from nitrogen, oxygen and sulfur. Illustrative examples of heterocycloalkyls include, but are not limited to, azetidiny, oxetanyl, pyrrolidyl (or pyrrolidinyl), piperidiny, piperazinyl, morpholinyl, tetrahydro-2*H*-1,4-thiazinyl, tetrahydrofuryl (or tetrahydrofuranly), dihydrofuryl, oxazoliny, thiazoliny, pyrazoliny, tetrahydropyranyl, dihydropyranyl, 1,3-dioxolanyl, 1,3-dioxanyl, 1,4-dioxanyl, 1,3-oxathiolanyl, 1,3-oxathianyl, 1,3-dithianyl, azabicyclo[3.2.1]octyl, azabicyclo[3.3.1]nonyl, azabicyclo[4.3.0]nonyl, oxabicyclo[2.2.1]heptyl and 1,5,9-triazacyclododecyl.

In some of the compounds of this invention, heterocycloalkyl groups include 4-membered heterocycloalkyl groups containing one heteroatom, such as oxetanyl, thietanyl and azetidiny.

In other compounds of this invention, heterocycloalkyl groups include 5-membered heterocycloalkyl groups containing one heteroatom selected from nitrogen, oxygen and sulfur and optionally containing one or two an additional nitrogen atoms, or optionally containing one additional oxygen or sulfur atom, such as pyrrolidyl (or pyrrolidinyl), tetrahydrofuryl (or tetrahydrofuranly), tetrahydrothienyl, dihydrofuryl, oxazoliny, thiazoliny, imidazoliny, pyrazoliny, 1,3-dioxolanyl, and 1,3-oxathiolan-2-on-yl.

In other compounds of this invention, heterocycloalkyl groups are 6-membered heterocycloalkyl groups containing one heteroatom selected from nitrogen, oxygen and sulfur and optionally containing one or two an additional nitrogen atoms or one additional oxygen or sulfur atom, such as piperidyl (or piperidinyl), piperazinyl, morpholinyl, thiomorpholinyl, 1,1dioxido-thiomorpholin-4-yl, tetrahydropyranyl, dihydropyranyl, tetrahydro-2*H*-1,4-thiazinyl, 1,4-dioxanyl, 1,3-oxathianyl, and 1,3-dithianyl.

"Heteroaryl" represents a group or moiety comprising an aromatic monovalent monocyclic or bicyclic radical, containing 5 to 10 ring atoms, including 1 to 4 heteroatoms selected from nitrogen, oxygen and sulfur. This term also encompasses bicyclic heterocyclic-aryl compounds containing an aryl ring moiety fused to a heterocycloalkyl ring moiety, containing 5 to 10 ring atoms, including 1 to 4 heteroatoms selected from nitrogen, oxygen and sulfur. Illustrative examples of heteroaryls include, but are not limited to,

thienyl, pyrrolyl, imidazolyl, pyrazolyl, furyl (or furanyl), isothiazolyl, isoxazolyl, oxazolyl, oxadiazolyl, thiazolyl, pyridyl (or pyridinyl), pyrazinyl, pyrimidinyl, pyridazinyl, triazinyl, tetrazinyl, triazolyl, tetrazolyl, benzo[b]thienyl, isobenzofuryl, 2,3-dihydrobenzofuryl, chromenyl, chromanyl, indolizinyl, isoindolyl, indolyl, indazolyl, purinyl, isoquinolyl, 5 quinolyl, phthalazinyl, naphthridinyl, quinazolinyl, benzothiazolyl, benzimidazolyl, tetrahydroquinolyl, cinnolinyl, pteridinyl, and isothiazolyl.

In some embodiments, the heteroaryl groups present in the compounds of this invention are 5-membered and/or 6-membered monocyclic heteroaryl groups. Selected 5-membered heteroaryl groups contain one nitrogen, oxygen or sulfur ring heteroatom, and 10 optionally contain 1, 2 or 3 additional nitrogen ring atoms. Selected 6-membered heteroaryl groups contain 1, 2, 3 or 4 nitrogen ring heteroatoms. Selected 5- or 6-membered heteroaryl groups include thienyl, pyrrolyl, imidazolyl, pyrazolyl, furyl (furanyl), isothiazolyl, isoxazolyl, oxazolyl, oxadiazolyl, thiazolyl, triazolyl and tetrazolyl or pyridyl, pyrazinyl, pyrimidinyl, pyridazinyl and triazinyl.

15 In other embodiments, the heteroaryl groups present in the compounds of this invention are 9-membered or 10-membered monocyclic heteroaryl groups. Selected 9-10 membered heteroaryl groups contain one nitrogen, oxygen or sulfur ring heteroatom, and optionally contain 1, 2, 3 or 4 additional nitrogen ring atoms.

In some of the compounds of this invention, heteroaryl groups include 9-membered 20 heteroaryl groups include benzothienyl, benzofuranyl, indolyl, indolinyl, isoindolyl, isoindolinyl, indazolyl, indolizinyl, isobenzofuryl, 2,3-dihydrobenzofuryl, benzoxazolyl, benzthiazolyl, benzimidazolyl, benzoxadiazolyl, benzthiadiazolyl, benzotriazolyl, 1,3-benzoxathiol-2-on-yl (2-oxo-1,3-benzoxathioly), purinyl and imidazopyridinyl.

In some of the compounds of this invention, heteroaryl groups include 10-membered 25 heteroaryl groups include chromenyl, chromanyl, quinolyl, isoquinolyl, phthalazinyl, naphthridinyl, quinazolinyl, quinoxalinyl, 4*H*-quinolizinyl, tetrahydroquinolyl, cinnolinyl, and pteridinyl.

It is to be understood that the terms heterocycle, heterocyclic, heteroaryl, heterocycloalkyl, are intended to encompass stable heterocyclic groups where a ring nitrogen 30 heteroatom is optionally oxidized (e.g., heterocyclic groups containing an N-oxide, such as pyridine-N-oxide) or where a ring sulfur heteroatom is optionally oxidized (e.g., heterocyclic

groups containing sulfones or sulfoxide moieties, such as tetrahydrothienyl-1-oxide (a tetrahydrothienyl sulfoxide) or tetrahydrothienyl-1,1-dioxide (a tetrahydrothienyl sulfone)).

“Oxo” represents a double-bonded oxygen moiety; for example, if attached directly to a carbon atom forms a carbonyl moiety (C = O). The terms "halogen" and "halo" represent
 5 chloro, fluoro, bromo or iodo substituents. "Hydroxy" or “hydroxyl” is intended to mean the radical –OH.

As used herein, the terms "compound(s) of the invention" or "compound(s) of this invention" mean a compound of Formula (I), as defined above, in any form, i.e., any salt or non-salt form (e.g., as a free acid or base form, or as a salt, particularly a pharmaceutically
 10 acceptable salt thereof) and any physical form thereof (e.g., including non-solid forms (e.g., liquid or semi-solid forms), and solid forms (e.g., amorphous or crystalline forms, specific polymorphic forms, solvate forms, including hydrate forms (e.g., mono-, di- and hemi-hydrates)), and mixtures of various forms.

As used herein, the term “optionally substituted” means unsubstituted groups or rings
 15 (e.g., cycloalkyl, heterocycloalkyl, and heteroaryl rings) and groups or rings substituted with one or more specified substituents.

The invention is further directed to a compound according to Formula (I), wherein:

R¹ is H, -SO₂(C₁-C₄alkyl), -CO(C₁-C₄alkyl), or (C₁-C₄alkyl);

R² is -SOR^a or -SO₂R^a, wherein R^a is an optionally substituted (C₁-C₆)alkyl, (C₃-C₇)cycloalkyl, 4-7 membered heterocycloalkyl, aryl, or heteroaryl, wherein:

20 said (C₁-C₆)alkyl is optionally substituted by one or two groups each independently selected from the group consisting of cyano, hydroxyl, (C₁-C₆)alkoxy, (C₁-C₆)alkoxy(C₂-C₆)alkoxy, -CO₂H, -CO₂(C₁-C₄)alkyl, -SO₂(C₁-C₄ alkyl), -CONH₂, -CONH(C₁-C₄ alkyl), -CON(C₁-C₄ alkyl)(C₁-C₄ alkyl), -SO₂NH₂, -SO₂NH(C₁-C₄ alkyl), -SO₂N(C₁-C₄ alkyl)(C₁-C₄ alkyl), amino, (C₁-C₄ alkyl)amino-,
 25 (C₁-C₄ alkyl)(C₁-C₄ alkyl)amino-, C₃-C₇cycloalkyl, phenyl, 5-6 membered heteroaryl, 9-10 membered heteroaryl, 4-7 membered heterocycloalkyl and (phenyl)(C₁-C₄ alkyl)amino-, wherein said C₃-C₇cycloalkyl, phenyl, (phenyl)(C₁-C₄ alkyl)amino-, 5-6 membered heteroaryl, 9-10 membered heteroaryl or 4-7 membered heterocycloalkyl is optionally substituted by 1-3 groups each independently selected from the group consisting of halogen, -
 30 CF₃, (C₁-C₄)alkyl, hydroxy(C₁-C₄)alkyl and (C₁-C₄)alkoxy,

said (C₃-C₇)cycloalkyl or 4-7 membered heterocycloalkyl is optionally substituted by 1-3 groups each independently selected from the group consisting of halogen, -CF₃, hydroxyl, amino, (C₁-C₄)alkyl, phenyl(C₁-C₄)alkyl-, hydroxy(C₁-C₄)alkyl-, oxo and (C₁-C₄)alkoxy, and

said aryl or heteroaryl is optionally substituted by 1-3 groups each independently
5 selected from the group consisting of halogen, -CF₃, hydroxyl, amino, (C₁-C₄)alkyl, phenyl(C₁-C₄)alkyl-, hydroxy(C₁-C₄)alkyl- and (C₁-C₄)alkoxy,

and wherein said heteroaryl is a 5-6 membered heteroaryl or a 9-10 membered heteroaryl, and any of said 4-7 membered heterocycloalkyl contains one heteroatom selected from the group consisting of N, O and S, any of said 5-6 membered heteroaryl contains one
10 heteroatom selected from the group consisting of N, O and S and optionally further containing one or two nitrogen atoms, and any of said 9-10 membered heteroaryl contains one heteroatom selected from the group consisting of N, O and S and optionally further containing 1, 2 or 3 nitrogen atoms;

R³ is halogen, hydroxy, (C₁-C₄)alkyl-, (C₁-C₄)alkoxy-, halo(C₁-C₄)alkyl-,
15 halo(C₁-C₄)alkoxy-, (C₁-C₄)alkoxy(C₁-C₆)alkyl-, halo(C₁-C₄)alkoxy(C₁-C₆)alkyl-, (C₁-C₄)alkoxy(C₂-C₆)alkoxy-, halo(C₁-C₄)alkoxy(C₂-C₆)alkoxy-, hydroxy(C₁-C₄)alkyl-, hydroxy(C₂-C₆)alkoxy-, cyano(C₁-C₄)alkyl-, cyano(C₂-C₆)alkoxy-, or (C₃-C₆)cycloalkoxy-, wherein the halo(C₁-C₄)alkyl-, halo(C₁-C₄)alkoxy-, halo(C₁-C₄)alkoxy(C₁-C₆)alkyl-, or halo(C₁-C₄)alkoxy(C₂-C₆)alkoxy- contains 2 or 3 halo atoms and wherein the
20 (C₃-C₆)cycloalkyl moiety of the (C₃-C₆)cycloalkoxy- group, is optionally substituted by a group selected from the group consisting of cyano, halo, hydroxyl, (C₁-C₆)alkoxy and (C₁-C₄)alkoxy(C₂-C₆)alkoxy;

Z is phenyl or aryl(C₁-C₄)alkyl-, substituted by R⁴, R⁵, R⁶ and R⁷, wherein:

R⁴ is H, halogen, cyano, (C₁-C₄)alkyl, halo(C₁-C₄)alkyl, (C₁-C₄)alkoxy, phenoxy,
25 phenyl(C₁-C₄)alkoxy, hydroxyl, hydroxy(C₁-C₄)alkyl-, or aminocarbonyl, wherein the phenyl moiety of said phenoxy or phenyl(C₁-C₄)alkoxy- is optionally substituted by 1-3 substituents each independently selected from the group consisting of halogen, -CF₃, (C₁-C₄)alkyl and (C₁-C₄)alkoxy; and

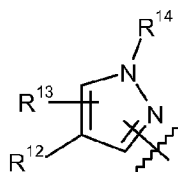
each of R⁵, R⁶ and R⁷ is independently selected from the group consisting of H,
30 hydroxyl, halogen, -CF₃, hydroxy(C₁-C₄)alkyl, (C₁-C₄)alkyl and (C₁-C₄)alkoxy; or

Z is phenyl substituted by R⁸, R⁹ and R¹⁰, wherein:

R^8 and R^9 are located on adjacent atoms and taken together with the atoms to which they are attached form a 5-membered heterocyclic group containing 1, 2 or 3 heteroatoms each independently selected from the group consisting of N, O and S, which 5-membered heterocyclic group is substituted by R^{11} ;

5 wherein one of R^{10} or R^{11} is H, halogen, cyano, (C₁-C₄)alkyl, halo(C₁-C₄)alkyl, (C₁-C₄)alkoxy, phenoxy, phenyl(C₁-C₄)alkoxy, hydroxyl, hydroxy(C₁-C₄)alkyl-, or aminocarbonyl, where the phenyl moiety of said phenoxy or phenyl(C₁-C₄)alkoxy is optionally substituted by 1-3 substituents each independently selected from the group consisting of halogen, -CF₃, (C₁-C₄)alkyl and (C₁-C₄)alkoxy; and

10 the other of R^{10} or R^{11} is H, hydroxyl, halogen, -CF₃, hydroxy(C₁-C₄)alkyl, (C₁-C₄)alkyl or (C₁-C₄)alkoxy; or



Z is pyrazolyl, having the formula:

wherein:

R^{12} is methyl or trifluoromethyl (-CH₃ or -CF₃);

R^{13} is H, methyl or trifluoromethyl (-CH₃ or -CF₃);

15 R^{14} is H or (C₁-C₃)alkyl; or

R^{12} and R^{13} , taken together with the atoms to which they are attached, form a 6 membered carbocyclic ring or heterocyclic ring substituted by R^{15} and R^{16} , wherein the heterocyclic ring contains 1 nitrogen atom;

20 wherein R^{15} and R^{16} are each independently selected from the group consisting of H, halogen, cyano, (C₁-C₄)alkyl, halo(C₁-C₄)alkyl, (C₁-C₄)alkoxy, phenoxy, phenyl(C₁-C₄)alkoxy, hydroxyl, hydroxy(C₁-C₄)alkyl-, and aminocarbonyl, wherein the phenyl moiety of said phenoxy or phenyl(C₁-C₄)alkoxy is optionally substituted by 1-3 substituents each independently selected from the group consisting of halogen, -CF₃, (C₁-C₄)alkyl and (C₁-C₄)alkoxy;

25 provided that the compound is not N-(4-chloro-2-fluorophenyl)-7-methoxy-6-[(2-methoxyethyl)sulfinyl]-4-quinolinamine or 3-[[7-bromo-6-(methylsulfonyl)-4-quinolinyl]amino]-4-methyl-phenol (See WO 98/13350 and *Bioorg. Med. Chem. Lett.* (2007), 17(21), 5886-5893);

or a salt, particularly a pharmaceutically acceptable salt, thereof.

In one embodiment of this invention, R¹ is H. In other embodiments, R¹ is -SO₂(C₁-C₄alkyl) or -CO(C₁-C₄alkyl); specifically, -SO₂CH₃ or -COCH₃. In other embodiments, R¹ is (C₁-C₂)alkyl; specifically, -CH₃. In specific embodiments, R¹ is H or -CH₃; generally, R¹ is H.

5 In another embodiment, R² is -SOR^a. In yet another embodiment, R² is -SO₂R^a.

In a further embodiment, R^a is (C₁-C₆)alkyl, C₃-C₆cycloalkyl, 4-6-membered heterocycloalkyl, 5-6-membered heteroaryl or phenyl;

wherein said (C₁-C₆)alkyl is optionally substituted by 1 or 2 substituents each independently selected from the group consisting of hydroxyl, (C₁-C₄)alkoxy, (C₁-C₄)alkoxy(C₂-C₄)alkoxy-, amino, (C₁-C₄ alkyl)amino-, (C₁-C₄ alkyl)(C₁-C₄ alkyl)amino-, (phenyl)(C₁-C₄ alkyl)amino-, -CO₂(C₁-C₄)alkyl, -CONH₂, -SO₂(C₁-C₄)alkyl, and a C₃-C₆cycloalkyl, phenyl, 4-6-membered heterocycloalkyl, 5-6-membered heteroaryl, or 9-10-membered heteroaryl, where said C₃-C₆cycloalkyl, phenyl, 4-6-membered heterocycloalkyl, 5-6-membered heteroaryl, or 9-10-membered heteroaryl is optionally substituted by 1-3 groups each independently selected from the group consisting of halogen, -CF₃, hydroxyl, amino, (C₁-C₄)alkyl, phenyl(C₁-C₄)alkyl-, hydroxy(C₁-C₄)alkyl- and (C₁-C₄)alkoxy; and

wherein said C₃-C₆cycloalkyl, 4-6-membered heterocycloalkyl, 5-6-membered heteroaryl or phenyl is optionally substituted by 1-3 groups each independently selected from the group consisting of halogen, -CF₃, hydroxyl, amino, (C₁-C₄)alkyl, phenyl(C₁-C₄)alkyl-, hydroxy(C₁-C₄)alkyl- and (C₁-C₄)alkoxy.

In a further embodiment, R^a is (C₁-C₆)alkyl, wherein said (C₁-C₆)alkyl is optionally substituted by 1 or 2 substituents each independently selected from the group consisting of hydroxyl, (C₁-C₄)alkoxy, (C₁-C₄)alkoxy(C₂-C₄)alkoxy-, amino, (C₁-C₄ alkyl)amino-, (C₁-C₄ alkyl)(C₁-C₄ alkyl)amino-, (phenyl)(C₁-C₄ alkyl)amino-, -CO₂(C₁-C₄)alkyl, -CONH₂, -SO₂(C₁-C₄)alkyl, and a C₃-C₆cycloalkyl, phenyl, 4-6-membered heterocycloalkyl, 5-6-membered heteroaryl, or 9-10-membered heteroaryl, where said C₃-C₆cycloalkyl, phenyl, 4-6-membered heterocycloalkyl, 5-6-membered heteroaryl, or 9-10-membered heteroaryl is optionally substituted by 1-3 groups each independently selected from the group consisting of halogen, -CF₃, hydroxyl, amino, (C₁-C₄)alkyl, phenyl(C₁-C₄)alkyl-, hydroxy(C₁-C₄)alkyl- and (C₁-C₄)alkoxy.

In a further embodiment, R^a is C₃-C₆cycloalkyl, 4-6-membered heterocycloalkyl, 5-6-membered heteroaryl or phenyl, wherein said C₃-C₆cycloalkyl, 4-6-membered heterocycloalkyl, 5-6-membered heteroaryl or phenyl is optionally substituted by 1-3 groups each independently selected from the group consisting of halogen, -CF₃, hydroxyl, amino, (C₁-C₄)alkyl, phenyl(C₁-C₄)alkyl-, hydroxy(C₁-C₄)alkyl- and (C₁-C₄)alkoxy.

When R^a is a heterocycloalkyl or heteroaryl group, it is to be understood that the heterocycloalkyl or heteroaryl group is bonded to the sulfur atom of the -SOR^a or -SO₂R^a moiety by a ring carbon atom.

In a still further embodiment, R^a is (C₁-C₄)alkyl, wherein said (C₁-C₄)alkyl is optionally substituted by 1 or 2 substituents each independently selected from the group consisting of hydroxyl, (C₁-C₂)alkoxy, (C₁-C₂)alkoxy(C₂-C₃)alkoxy-, amino, (C₁-C₃ alkyl)amino-, (C₁-C₃ alkyl)(C₁-C₂ alkyl)amino-, C₃-C₆cycloalkyl (optionally substituted by (C₁-C₄)alkyl or hydroxy(C₁-C₄)alkyl), 4-6-membered heterocycloalkyl (optionally substituted by (C₁-C₄)alkyl), 5-6-membered heteroaryl (optionally substituted by (C₁-C₄)alkyl), phenyl, or 9-10-membered heteroaryl.

In a still further embodiment, R^a is C₃-C₆cycloalkyl, 4-6-membered heterocycloalkyl, 5-6-membered heteroaryl or phenyl, wherein:

said C₃-C₆cycloalkyl is optionally substituted by 1 or 2 substituents each independently selected from the group consisting of hydroxyl, (C₁-C₄)alkyl, (C₁-C₂)alkoxy, (C₁-C₂)alkoxy(C₂-C₃)alkoxy-, amino, (C₁-C₃ alkyl)amino-, and (C₁-C₃ alkyl)(C₁-C₂ alkyl)amino-,

said 4-6-membered heterocycloalkyl is optionally substituted by 1 or 2 groups independently selected from the group consisting of (C₁-C₄)alkyl or benzyl, wherein the 4-6 membered heterocycloalkyl contains one heteroatom selected from the group consisting of N, O and S,

said 5-6-membered heteroaryl is optionally substituted by (C₁-C₄)alkyl or hydroxy(C₁-C₄)alkyl, wherein the 5-6 membered heteroaryl contains one heteroatom selected from the group consisting of N, O and S or contains one nitrogen atom and a second one heteroatom selected from the group consisting of N, O and S optionally contains additional heteroatom nitrogen atom, and

said phenyl is optionally substituted by amino.

In a still further embodiment, R^a is (C₁-C₄)alkyl wherein said (C₁-C₄)alkyl is optionally substituted by 1 or 2 substituents each independently selected from the group consisting of hydroxyl, (C₁-C₂)alkoxy, (C₁-C₂)alkoxy(C₂-C₃)alkoxy-, amino, (C₁-C₃ alkyl)amino-, (C₁-C₃ alkyl)(C₁-C₂ alkyl)amino-, C₃-C₆cycloalkyl (optionally substituted by (C₁-C₄)alkyl or hydroxy(C₁-C₄)alkyl), 4-6-membered heterocycloalkyl (optionally substituted by (C₁-C₄)alkyl), 5-6-membered heteroaryl (optionally substituted by (C₁-C₄)alkyl), phenyl, and 9-10-membered heteroaryl.

In a still further embodiment, R^a is (C₁-C₄)alkyl wherein said (C₁-C₄)alkyl is optionally substituted by a substituent selected from the group consisting of hydroxyl, (C₁-C₂)alkoxy, (C₁-C₂)alkoxy(C₂-C₃)alkoxy-, amino, (C₁-C₃ alkyl)amino-, and (C₁-C₃ alkyl)(C₁-C₂ alkyl)amino-.

In a still further embodiment, R^a is C₃-C₆cycloalkyl wherein said C₃-C₆cycloalkyl is optionally substituted by 1 or 2 substituents each independently selected from the group consisting of hydroxyl, (C₁-C₄)alkyl, (C₁-C₂)alkoxy, (C₁-C₂)alkoxy(C₂-C₃)alkoxy-, amino, (C₁-C₃ alkyl)amino-, and (C₁-C₃ alkyl)(C₁-C₂ alkyl)amino-.

In a still further embodiment, R^a is 4-6-membered heterocycloalkyl wherein said 4-6-membered heterocycloalkyl is optionally substituted by 1 or 2 groups independently selected from the group consisting of (C₁-C₄)alkyl or benzyl, wherein the 4-6 membered heterocycloalkyl contains one heteroatom selected from the group consisting of N, O and S.

In a still further embodiment, R^a is 5-6 membered heterocycloalkyl optionally substituted by 1 or 2 independently selected (C₁-C₄)alkyl groups, wherein the 5-6 membered heterocycloalkyl contains one heteroatom selected from the group consisting of N, O and S. In specific embodiments, the optionally substituted 5-6 membered heterocycloalkyl contains one oxygen heteroatom.

In a still further embodiment, R^a is 5-6-membered heteroaryl wherein said 5-6-membered heteroaryl is optionally substituted by (C₁-C₄)alkyl or hydroxy(C₁-C₄)alkyl, wherein the 5-6 membered heteroaryl contains one heteroatom selected from the group consisting of N, O and S or contains one nitrogen atom and a second heteroatom selected from the group consisting of N, O and S and optionally contains one additional nitrogen atom. In a still further embodiment, R^a is 6-membered heteroaryl optionally substituted by (C₁-C₄)alkyl or hydroxy(C₁-C₄)alkyl, wherein the 6 membered heteroaryl contains one or two nitrogen atoms.

In a still further embodiment, R^a is phenyl, wherein said phenyl is optionally substituted by amino.

In a still further embodiment, R^a is a 5-6-membered heterocycloalkyl, wherein said 5-6-membered heterocycloalkyl is optionally substituted by 1 or 2 independently selected (C₁-C₄)alkyl groups; wherein the 5-6 membered heterocycloalkyl group contains 1
5 heteroatom selected from the group consisting of N, O and S.

In a still further embodiment, R^a is (C₁-C₄)alkyl, tetrahydrofuranyl, tetrahydropyranyl or piperidinyl, wherein:

said (C₁-C₄)alkyl is optionally substituted by a substituent selected from the group
10 consisting of hydroxyl, (C₁-C₂)alkoxy, (C₁-C₂)alkoxy(C₂-C₃)alkoxy-, amino, (C₁-C₃ alkyl)amino-, (C₁-C₃ alkyl)(C₁-C₂ alkyl)amino-, and a C₃-C₆cycloalkyl (optionally substituted by (C₁-C₄)alkyl or hydroxy(C₁-C₄)alkyl), and

said tetrahydrofuranyl, tetrahydropyranyl or piperidinyl is optionally substituted by 1
or 2 groups independently selected from the group consisting of halogen, -CF₃, hydroxyl,
15 amino, (C₁-C₄)alkyl, phenyl(C₁-C₄)alkyl-, hydroxy(C₁-C₄)alkyl- and (C₁-C₄)alkoxy.

In another embodiment, R^a is an unsubstituted (C₁-C₄)alkyl or a (C₁-C₄)alkyl substituted by a substituent selected from the group consisting of hydroxyl, (C₁-C₂)alkoxy, and (C₁-C₂)alkoxy(C₂-C₃)alkoxy-. In yet another embodiment, R^a is tetrahydropyranyl, wherein the tetrahydropyranyl group is optionally substituted by 1 or 2 independently
20 selected (C₁-C₄)alkyl groups. In still another embodiment, R^a is tetrahydrofuranyl, wherein the tetrahydrofuranyl group is optionally substituted by 1 or 2 independently selected (C₁-C₄)alkyl groups. In still another embodiment, R^a is piperidinyl, wherein the piperidinyl group is optionally substituted by 1 or 2 independently selected (C₁-C₄)alkyl groups.

In specific embodiments, R^a is -CH₃, -CH(CH₃)₂, -C(CH₃)₃, -CH₂CH₂OH,
25 -C(CH₃)₂CH₂OH, -CH₂CH₂OCH₃, tetrahydro-2*H*-pyran-4-yl, 2,2-dimethyltetrahydro-2*H*-pyran-4-yl, 4-methyltetrahydro-2*H*-pyran-4-yl, (3*R*,4*R*)-3-methyltetrahydro-2*H*-pyran-4-yl, or (2*R*,6*S*)-2,6-dimethyltetrahydro-2*H*-pyran-4-yl.

In selected embodiments, R^a is -CH₃, -CH(CH₃)₂, -C(CH₃)₃, -CH₂CH₂OH, or tetrahydro-2*H*-pyran-4-yl. In other specific embodiments, R^a is -CH₂CH₃, -CH₂CH₂OCH₃,
30 -CH₂CH₂CH₂OH, tetrahydrofuran-3-yl, or 1-methyl-piperidin-4-yl-.

In another embodiment, R³ is halogen, hydroxy, (C₁-C₄)alkyl-, halo(C₁-C₄)alkyl-, (C₁-C₄)alkoxy-, halo(C₁-C₄)alkoxy-, (C₁-C₄)alkoxy(C₁-C₆)alkyl-,

(C₁-C₄)alkoxy(C₂-C₆)alkoxy-, hydroxy(C₁-C₄)alkyl-, or hydroxy(C₂-C₆)alkoxy-. In yet another embodiment, R³ is halogen, hydroxy, (C₁-C₄)alkyl-, halo(C₁-C₄)alkyl-, (C₁-C₄)alkoxy-, (C₁-C₄)alkoxy(C₁-C₆)alkyl-, (C₁-C₄)alkoxy(C₂-C₆)alkoxy-, hydroxy(C₁-C₄)alkyl-, or hydroxy(C₂-C₆)alkoxy-. In a further embodiment, R³ is halogen, hydroxy, (C₁-C₃)alkyl-, halo(C₁-C₂)alkyl-, (C₁-C₃)alkoxy-, halo(C₁-C₃)alkoxy-, (C₁-C₃)alkoxy(C₁-C₃)alkyl-, (C₁-C₃)alkoxy(C₂-C₃)alkoxy-, hydroxy(C₁-C₃)alkyl-, or hydroxy(C₂-C₃)alkoxy-. In a further embodiment, R³ is halogen, hydroxy, (C₁-C₃)alkyl-, halo(C₁-C₂)alkyl-, (C₁-C₃)alkoxy-, (C₁-C₃)alkoxy(C₁-C₃)alkyl-, (C₁-C₃)alkoxy(C₂-C₃)alkoxy-, hydroxy(C₁-C₃)alkyl-, or hydroxy(C₂-C₃)alkoxy-. In a selected embodiment, R³ is chloro, bromo, methyl, ethyl, trifluoromethyl, hydroxy, methoxy, difluoromethoxy, ethoxy, or 2-hydroxyethoxy-. In a specific embodiment, R³ is chloro, bromo, methyl, ethyl, trifluoromethyl, hydroxy, methoxy, ethoxy or hydroxyethoxy-.

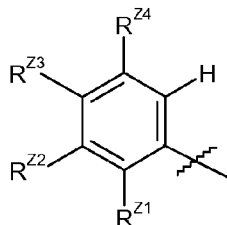
In another embodiment, Z is phenyl or phenyl(C₁-C₄)alkyl-, wherein any phenyl (including the phenyl moiety of phenyl(C₁-C₄)alkyl-) is substituted by R⁴, R⁵, R⁶ and R⁷ wherein:

R⁴ is H, halogen, cyano, (C₁-C₄)alkyl, halo(C₁-C₄)alkyl, (C₁-C₄)alkoxy, phenoxy, phenyl(C₁-C₄)alkoxy, hydroxyl, hydroxy(C₁-C₄)alkyl- or aminocarbonyl, wherein the phenyl moiety of said phenoxy or phenyl(C₁-C₄)alkoxy- is optionally substituted by 1-3 substituents each independently selected from the group consisting of halogen, -CF₃, (C₁-C₄)alkyl and (C₁-C₄)alkoxy; and

each of R⁵, R⁶ and R⁷ is independently selected from the group consisting of H, hydroxyl, halogen, hydroxy(C₁-C₄)alkyl, (C₁-C₄)alkyl, halo(C₁-C₄)alkyl and (C₁-C₄)alkoxy.

Specifically, Z is phenyl, substituted by 1, 2 or 3 substituents each independently selected from the group consisting of hydroxyl, halogen, -CF₃, hydroxy(C₁-C₄)alkyl, (C₁-C₄)alkyl and (C₁-C₄)alkoxy.

More specifically, Z is phenyl, having the formula:



wherein:

R^{Z1} is H, halogen, $-CF_3$, (C₁-C₄)alkyl or (C₁-C₄)alkoxy; particularly, R^{Z1} is H or methyl;

R^{Z2} is H, halogen, $-CF_3$, (C₁-C₄)alkyl or (C₁-C₄)alkoxy;

R^{Z3} is H, halogen, cyano, (C₁-C₄)alkyl, halo(C₁-C₄)alkyl, (C₁-C₄)alkoxy, phenoxy, phenyl(C₁-C₄)alkoxy, hydroxyl, hydroxy(C₁-C₄)alkyl-, or aminocarbonyl, wherein the phenyl moiety of said phenoxy or phenyl(C₁-C₄)alkoxy- is optionally substituted by 1-3 substituents each independently selected from the group consisting of halogen, $-CF_3$, (C₁-C₄)alkyl and (C₁-C₄)alkoxy; and

R^{Z4} is hydroxyl, hydroxy(C₁-C₄)alkyl or (C₁-C₄)alkoxy. In a more specific embodiment, Z is 3-methoxy-4-chloro-phenyl or 2-methyl-5-(hydroxymethyl)-phenyl.

In yet another embodiment, Z is phenyl substituted by R^8 , R^9 and R^{10} , wherein:

R^8 and R^9 are located on adjacent atoms and taken together with the atoms to which they are attached form a 5-membered heterocyclic group containing 1, 2 or 3 heteroatoms each independently selected from the group consisting of N, O and S, which 5-membered heterocyclic group is substituted by R^{11} ;

wherein one of R^{10} or R^{11} is H, halogen, cyano, (C₁-C₄)alkyl, $-CF_3$, (C₁-C₄)alkoxy, phenoxy, phenyl(C₁-C₄)alkoxy, hydroxyl, hydroxy(C₁-C₄)alkyl-, or aminocarbonyl, where the phenyl moiety of said phenoxy or phenyl(C₁-C₄)alkoxy is optionally substituted by 1-3 substituents each independently selected from the group consisting of halogen, $-CF_3$, (C₁-C₄)alkyl and (C₁-C₄)alkoxy, and the other of R^{10} or R^{11} is H, hydroxyl, halogen, $-CF_3$, hydroxy(C₁-C₄)alkyl, (C₁-C₄)alkyl or (C₁-C₄)alkoxy.

Specifically, Z is benzothiazolyl, optionally substituted by 1 or 2 substituents each independently selected from the group consisting of halogen, (C₁-C₄)alkyl, $-CF_3$, and (C₁-C₄)alkoxy. More specifically, Z is an optionally substituted benzothiazol-6-yl optionally substituted by chloro, fluoro, $-CF_3$, methyl, or methoxy. In a specific embodiment, Z is benzothiazol-6-yl.

In yet another embodiment, Z is pyridyl substituted by R^8 , R^9 and R^{10} , wherein:

R^8 and R^9 are located on adjacent atoms and taken together with the atoms to which they are attached form a 5-membered heterocyclic group containing 1, 2 or 3 heteroatoms each independently selected from the group consisting of N, O and S, which 5-membered heterocyclic group is substituted by R^{11} ;

wherein one of R¹⁰ or R¹¹ is H, halogen, cyano, (C₁-C₄)alkyl, -CF₃, (C₁-C₄)alkoxy, phenoxy, phenyl(C₁-C₄)alkoxy, hydroxyl, hydroxy(C₁-C₄)alkyl-, or aminocarbonyl, where the phenyl moiety of said phenoxy or phenyl(C₁-C₄)alkoxy is optionally substituted by 1-3 substituents each independently selected from the group consisting of halogen, -CF₃, (C₁-C₄)alkyl and (C₁-C₄)alkoxy and the other of R¹⁰ or R¹¹ is H, hydroxyl, halogen, -CF₃, hydroxy(C₁-C₄)alkyl, (C₁-C₄)alkyl or (C₁-C₄)alkoxy.

In another embodiment, Z is pyrazolyl, R¹² is methyl or trifluoromethyl, R¹³ is H, methyl, or trifluoromethyl, and R¹⁴ is H or methyl. In a further embodiment, Z is pyrazolyl, R¹² and R¹³ are independently selected from the group consisting of methyl and trifluoromethyl, and R¹⁴ is H or methyl. In a specific embodiment, Z is pyrazolyl, R¹² is methyl, R¹³ is methyl or trifluoromethyl, and R¹⁴ is H.

In a still further embodiment, Z is pyrazolyl, substituted by R¹² and R¹³ wherein:

R¹² and R¹³ are located on adjacent carbon atoms and taken together with the atoms to which they are attached form a 6 membered carbocyclic ring or heterocyclic ring substituted by R¹⁵ and R¹⁶;

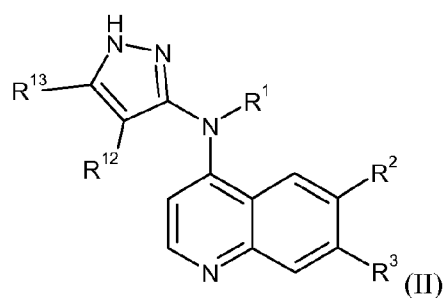
wherein R¹⁵ is H, halogen, cyano, (C₁-C₄)alkyl, -CF₃, (C₁-C₄)alkoxy, phenoxy, phenyl(C₁-C₄)alkoxy, hydroxyl, hydroxy(C₁-C₄)alkyl-, or aminocarbonyl, wherein the phenyl moiety of said phenoxy or phenyl(C₁-C₄)alkoxy is optionally substituted by 1-3 substituents each independently selected from the group consisting of halogen, -CF₃, (C₁-C₄)alkyl and (C₁-C₄)alkoxy; and

R¹⁶ is H, hydroxyl, halogen, -CF₃, hydroxy(C₁-C₄)alkyl, (C₁-C₄)alkyl or (C₁-C₄)alkoxy.

In another embodiment, the invention is directed to a compound according to Formula (I), wherein Z is a 9-membered bi-cyclic heteroaryl group, wherein the 9-membered bi-cyclic heteroaryl group is an optionally substituted indazolyl or pyrazolo[3,4-*b*]pyridinyl, bonded to the quinolyl-amino (NR¹) moiety via a substitutable carbon ring atom of the 5-membered (pyrazolyl) ring moiety of the indazolyl or pyrazolo[3,4-*b*]pyridinyl group, wherein the indazolyl or pyrazolo[3,4-*b*]pyridinyl is substituted on the 6-membered (phenyl or pyridyl) ring moiety thereof by 1 or 2 substituents each independently selected from the group consisting of hydroxyl, halogen, -CF₃, hydroxy(C₁-C₄)alkyl, (C₁-C₄)alkyl and (C₁-C₄)alkoxy, or a salt, particularly a pharmaceutically acceptable salt, thereof.

In a further embodiment, Z is an optionally substituted indazolyl or pyrazolo[3,4-*b*]pyridinyl group, where the Z group is optionally substituted by 1 or 2 substituents each independently selected from the group consisting of chloro, fluoro, methyl, and methoxy. In specific embodiments, Z is 4-chloro-1*H*-indazol-3-yl, 5-chloro-1*H*-indazol-3-yl, 6-chloro-1*H*-indazol-3-yl, 7-chloro-1*H*-indazol-3-yl, 5-fluoro-1*H*-indazol-3-yl, 7-fluoro-1*H*-indazol-3-yl, 5-,7-difluoro-1*H*-indazol-3-yl, 6,7-difluoro-1*H*-indazol-3-yl, 5-methoxy-1*H*-indazol-3-yl or 5-fluoro-1*H*-pyrazolo[3,4-*b*]pyridin-3-yl.

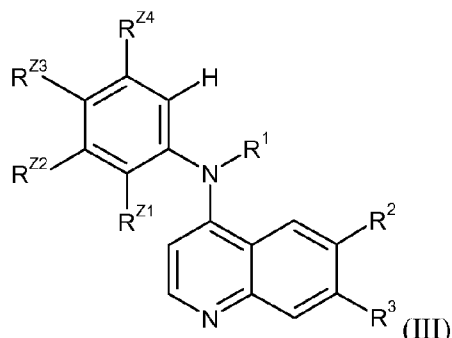
In another embodiment, the invention is directed to a compound according to Formula (II):



10

or a salt, particularly a pharmaceutically acceptable salt thereof, wherein R¹, R², R³, R¹² and R¹³ are as defined herein.

In another embodiment, the invention is directed to method of inhibiting RIP2 kinase comprising contacting the kinase with a compound according to Formula (III):



- 5 or a salt, particularly a pharmaceutically acceptable salt thereof, wherein R^1 , R^2 and R^3 are as defined herein, and
- R^{Z1} is H, halogen, $-CF_3$, (C_1-C_4) alkyl or (C_1-C_4) alkoxy; particularly, R^{Z1} is H
- R^{Z2} is H, halogen, $-CF_3$, (C_1-C_4) alkyl or (C_1-C_4) alkoxy;
- R^{Z3} is H, halogen, cyano, (C_1-C_4) alkyl, halo (C_1-C_4) alkyl, (C_1-C_4) alkoxy, phenoxy,
- 10 phenyl (C_1-C_4) alkoxy, hydroxyl, hydroxy (C_1-C_4) alkyl-, or aminocarbonyl, wherein the phenyl moiety of said phenoxy or phenyl (C_1-C_4) alkoxy- is optionally substituted by 1-3 substituents each independently selected from the group consisting of halogen, $-CF_3$, (C_1-C_4) alkyl and (C_1-C_4) alkoxy; and
- R^{Z4} is hydroxyl, hydroxy (C_1-C_4) alkyl or (C_1-C_4) alkoxy.
- In a compound, or salt thereof, of Formula (I), (II) and (III):
- 15 R^1 is H;
- R^2 is $-SOR^a$, or $-SO_2R^a$, and R^a is (C_1-C_4) alkyl or a 5-6-membered heterocycloalkyl, wherein said (C_1-C_4) alkyl is optionally substituted by a substituent selected from the group consisting of hydroxyl, (C_1-C_2) alkoxy, (C_1-C_2) alkoxy (C_2-C_3) alkoxy-, amino, (C_1-C_3) alkyl)amino-, and (C_1-C_3) alkyl (C_1-C_2) alkyl)amino-, and said 5-6-membered
- 20 heterocycloalkyl is optionally substituted by 1 or 2 independently selected (C_1-C_4) alkyl groups, wherein the 5-6 membered heterocycloalkyl group contains 1 heteroatom selected from the group consisting of N, O and S; and
- R^3 is halogen, hydroxy, (C_1-C_3) alkyl-, halo (C_1-C_2) alkyl-, (C_1-C_3) alkoxy-, (C_1-C_3) alkoxy (C_1-C_3) alkyl-, (C_1-C_3) alkoxy (C_2-C_3) alkoxy-, hydroxy (C_1-C_3) alkyl-, or
- 25 hydroxy (C_2-C_3) alkoxy-.

In a compound, or salt thereof, of Formula (I), (II) and (III):

R¹ is H;

R² is -SOR^a, or -SO₂R^a, and R^a is -CH₃, -CH(CH₃)₂, -C(CH₃)₃, -CH₂CH₂OH, or tetrahydro-2*H*-pyran-4-yl; and

R³ is chloro, bromo, methyl, ethyl, trifluoromethyl, hydroxy, methoxy or ethoxy.

In a compound, or salt thereof, of Formula (I), (II) and (III):

5 R¹ is H;

R² is -SOR^a, or -SO₂R^a, and R^a is -CH₃, -CH(CH₃)₂, -C(CH₃)₃, -CH₂CH₂OH, -C(CH₃)₂CH₂OH, -CH₂CH₂OCH₃, tetrahydro-2*H*-pyran-4-yl, 2,2-dimethyltetrahydro-2*H*-pyran-4-yl, 4-methyltetrahydro-2*H*-pyran-4-yl, (3*R*,4*R*)-3-methyltetrahydro-2*H*-pyran-4-yl, or (2*R*,6*S*)-2,6-dimethyltetrahydro-2*H*-pyran-4-yl; and

10 R³ is chloro, bromo, methyl, ethyl, trifluoromethyl, hydroxy, methoxy, difluoromethoxy, ethoxy, or 2-hydroxyethoxy-.

In one embodiment of a compound, or salt thereof, of Formula (I), as defined above, Z is 3-methoxy-4-chloro-phenyl or 2-methyl-5-(hydroxymethyl)-phenyl.

In another embodiment of a compound, or salt thereof, of Formula (I), as defined above, Z is pyrazolyl, R¹² is methyl, R¹³ is methyl or trifluoromethyl, and R¹⁴ is H.

15 In yet another embodiment of a compound, or salt thereof, of Formula (I), as defined above, Z is benzothiazol-6-yl.

In still another embodiment of a compound, or salt thereof, of Formula (I), as defined above, Z is 4-chloro-1*H*-indazol-3-yl, 5-chloro-1*H*-indazol-3-yl, 6-chloro-1*H*-indazol-3-yl, 7-chloro-1*H*-indazol-3-yl, 5-fluoro-1*H*-indazol-3-yl, 7-fluoro-1*H*-indazol-3-yl, 5-,7-difluoro-1*H*-indazol-3-yl, 6,7-difluoro-1*H*-indazol-3-yl, 5-methoxy-1*H*-indazol-3-yl or 5-fluoro-1*H*-pyrazolo[3,4-*b*]pyridin-3-yl.

Specific compounds of this invention are:

6-(tert-butylsulfonyl)-N-(4,5-dimethyl-1*H*-pyrazol-3-yl)-7-methoxyquinolin-4-amine;

N-(4,5-dimethyl-1*H*-pyrazol-3-yl)-7-(methoxy)-6-(tetrahydro-2*H*-pyran-4-ylsulfinyl)-4-quinolinamine;

20 6-[(1,1-dimethylethyl)sulfinyl]-N-(4,5-dimethyl-1*H*-pyrazol-3-yl)-7-(methoxy)-4-quinolinamine;

2-((4-((4,5-dimethyl-1*H*-pyrazol-3-yl)amino)-7-methoxyquinolin-6-yl)sulfonyl)-2-methylpropan-1-ol;

- N-(4,5-dimethyl-1*H*-pyrazol-3-yl)-7-methoxy-6-((tetrahydro-2*H*-pyran-4-yl)sulfonyl)quinolin-4-amine;
- 2-((4-((4,5-dimethyl-1*H*-pyrazol-3-yl)amino)-7-methylquinolin-6-yl)sulfonyl)ethanol;
- N-(4,5-dimethyl-1*H*-pyrazol-3-yl)-6-((2,2-dimethyltetrahydro-2*H*-pyran-4-yl)sulfonyl)-7-methoxyquinolin-4-amine;
- 5 N-(4,5-dimethyl-1*H*-pyrazol-3-yl)-7-methoxy-6-((4-methyltetrahydro-2*H*-pyran-4-yl)sulfonyl)quinolin-4-amine;
- N-(4,5-dimethyl-1*H*-pyrazol-3-yl)-7-methoxy-6-((2-methoxyethyl)sulfonyl)quinolin-4-amine;
- N-(4,5-dimethyl-1*H*-pyrazol-3-yl)-7-methoxy-6-(((3*R*,4*R*)-3-methyltetrahydro-2*H*-pyran-4-yl)sulfonyl)quinolin-4-amine;
- 10 N-(4,5-dimethyl-1*H*-pyrazol-3-yl)-6-(((2*R*,6*S*)-2,6-dimethyltetrahydro-2*H*-pyran-4-yl)sulfonyl)-7-methoxyquinolin-4-amine;
- 6-(tert-butylsulfonyl)-N-(5-fluoro-1*H*-pyrazolo[3,4-*b*]pyridin-3-yl)-7-methoxyquinolin-4-amine;
- 15 N-[4-chloro-3-(methoxy)phenyl]-6-[(1,1-dimethyl ethyl)sulfonyl]-7-(methoxy)-4-quinolinamine;
- N-[4-chloro-3-(methoxy)phenyl]-7-(methoxy)-6-(tetrahydro-2*H*-pyran-4-ylsulfonyl)-4-quinolinamine;
- N-1,3-benzothiazol-5-yl-7-(methoxy)-6-(tetrahydro-2*H*-pyran-4-ylsulfonyl)-4-quinolinamine;
- 20 2-{[4-{[4-chloro-3-(methoxy)phenyl] amino}-7-(methoxy)-6-quinoliny]sulfonyl} ethanol;
- N-(5-fluoro-1*H*-indazol-3-yl)-7-(methoxy)-6-(tetrahydro-2*H*-pyran-4-ylsulfonyl)-4-quinolinamine;
- 2-{[4-[(4,5-dimethyl-1*H*-pyrazol-3-yl)amino]-7-(methoxy)-6-quinoliny]sulfonyl} ethanol;
- 25 N-[4-chloro-3-(methoxy)phenyl]-6-[(1-methylethyl) sulfonyl]-7-(methoxy)-4-quinolinamine;
- N-1,3-benzothiazol-5-yl-6-[(1-methylethyl) sulfonyl]-7-(methoxy)-4-quinolinamine;
- N-(4,5-dimethyl-1*H*-pyrazol-3-yl)-6-[(1-methylethyl) sulfonyl]-7-(methoxy)-4-quinolinamine;
- 30 N-(5-fluoro-1*H*-indazol-3-yl)-6-[(1-methylethyl) sulfonyl]-7-(methoxy)-4-quinolinamine;
- 2-{[4-(1,3-benzothiazol-5-ylamino)-7-(methoxy)-6-quinoliny]sulfonyl} ethanol;
- 6-(isopropylsulfonyl)-7-methoxy-N-(4-methyl-5-(trifluoromethyl)-1*H*-pyrazol-3-yl)quinolin-4-amine;

- 6-(*tert*-butylsulfonyl)-7-methoxy-N-(4-methyl-5-(trifluoromethyl)-1*H*-pyrazol-3-yl)quinolin-4-amine;
- 6-(*tert*-butylsulfonyl)-N-(4,5-dimethyl-1*H*-pyrazol-3-yl)-7-ethoxyquinolin-4-amine;
- 6-(*tert*-butylsulfonyl)-7-ethoxy-N-(5-fluoro-1*H*-indazol-3-yl)quinolin-4-amine;
- 5 7-chloro-N-(4,5-dimethyl-1*H*-pyrazol-3-yl)-6-((tetrahydro-2*H*-pyran-4-yl) sulfonyl)quinolin-4-amine;
- N-(4,5-dimethyl-1*H*-pyrazol-3-yl)-7-methyl-6-((tetrahydro-2*H*-pyran-4-yl) sulfonyl)quinolin-4-amine;
- 7-chloro-N-(5-fluoro-1*H*-indazol-3-yl)-6-((tetrahydro-2*H*-pyran-4-yl) sulfonyl)quinolin-4-amine;
- 10 N-(5-fluoro-1*H*-indazol-3-yl)-7-methyl-6-((tetrahydro-2*H*-pyran-4-yl) sulfonyl)quinolin-4-amine;
- N-(5-fluoro-1*H*-indazol-3-yl)-6-((tetrahydro-2*H*-pyran-4-yl)sulfonyl)-7-(trifluoromethyl)quinolin-4-amine;
- 15 6-(*tert*-butylsulfonyl)-N-(5-fluoro-1*H*-indazol-3-yl)-7-(trifluoromethyl) quinolin-4-amine;
- 6-(*tert*-butylsulfonyl)-N-(4,5-dimethyl-1*H*-pyrazol-3-yl)-7-methylquinolin-4-amine;
- 6-(*tert*-butylsulfonyl)-N-(5-fluoro-1*H*-indazol-3-yl)-7-methylquinolin-4-amine;
- 6-(*tert*-butylsulfonyl)-N-(5-fluoro-1*H*-indazol-3-yl)-7-methoxyquinolin-4-amine;
- 6-(*tert*-butylsulfonyl)-7-chloro-N-(5-fluoro-1*H*-indazol-3-yl)quinolin-4-amine;
- 20 6-(*tert*-butylsulfonyl)-7-ethyl-N-(5-fluoro-1*H*-indazol-3-yl)quinolin-4-amine;
- N-(5-fluoro-1*H*-indazol-3-yl)-6-(isopropylsulfonyl)-7-methylquinolin-4-amine;
- N-(4,5-dimethyl-1*H*-pyrazol-3-yl)-6-(isopropylsulfonyl)-7-methylquinolin-4-amine;
- 6-(*tert*-butylsulfonyl)-N-(4,5-dimethyl-1*H*-pyrazol-3-yl)-7-ethylquinolin-4-amine;
- 7-ethyl-N-(5-fluoro-1*H*-indazol-3-yl)-6-((tetrahydro-2*H*-pyran-4-yl)sulfonyl)quinolin-4-amine;
- 25 N-(4,5-dimethyl-1*H*-pyrazol-3-yl)-7-ethyl-6-((tetrahydro-2*H*-pyran-4-yl)sulfonyl)quinolin-4-amine;
- (3-((6-(*tert*-butylsulfonyl)-7-methoxyquinolin-4-yl)amino)-4-methylphenyl)methanol;
- 7-ethoxy-N-(5-fluoro-1*H*-indazol-3-yl)-6-(isopropylsulfonyl)quinolin-4-amine;
- N-(7-chloro-1*H*-indazol-3-yl)-7-methoxy-6-((tetrahydro-2*H*-pyran-4-yl)sulfonyl)quinolin-4-amine;
- 30 6-(*tert*-butylsulfonyl)-N-(7-fluoro-1*H*-indazol-3-yl)-7-methoxyquinolin-4-amine;
- 6-(*tert*-butylsulfonyl)-N-(5,7-difluoro-1*H*-indazol-3-yl)-7-methoxyquinolin-4-amine;
- 6-(*tert*-butylsulfonyl)-N-(6,7-difluoro-1*H*-indazol-3-yl)-7-methoxyquinolin-4-amine;

- 6-(tert-butylsulfonyl)-N-(7-chloro-1*H*-indazol-3-yl)-7-methoxyquinolin-4-amine;
6-(tert-butylsulfonyl)-7-methoxy-N-(5-methoxy-1*H*-indazol-3-yl)quinolin-4-amine;
6-(tert-butylsulfonyl)-N-(7-fluoro-1*H*-indazol-3-yl)-7-methylquinolin-4-amine;
6-(tert-butylsulfonyl)-N-(5,7-difluoro-1*H*-indazol-3-yl)-7-methylquinolin-4-amine;
5 6-(tert-butylsulfonyl)-N-(5-methoxy-1*H*-indazol-3-yl)-7-methylquinolin-4-amine;
6-(tert-butylsulfonyl)-N-(6,7-difluoro-1*H*-indazol-3-yl)-7-methylquinolin-4-amine;
6-(tert-butylsulfonyl)-N-(7-chloro-1*H*-indazol-3-yl)-7-methylquinolin-4-amine;
7-methoxy-N-(4-methyl-5-(trifluoromethyl)-1*H*-pyrazol-3-yl)-6-((tetrahydro-2*H*-pyran-4-yl)sulfonyl)quinolin-4-amine;
10 N-(5,7-difluoro-1*H*-indazol-3-yl)-7-methoxy-6-((tetrahydro-2*H*-pyran-4-yl)sulfonyl)quinolin-4-amine;
N-(4-chloro-1*H*-indazol-3-yl)-7-methoxy-6-((tetrahydro-2*H*-pyran-4-yl)sulfonyl)quinolin-4-amine;
N-(6-chloro-1*H*-indazol-3-yl)-7-methoxy-6-((tetrahydro-2*H*-pyran-4-yl)sulfonyl)quinolin-4-amine;
15 N-(6,7-difluoro-1*H*-indazol-3-yl)-7-methoxy-6-((tetrahydro-2*H*-pyran-4-yl)sulfonyl)quinolin-4-amine;
7-methoxy-N-(5-methoxy-1*H*-indazol-3-yl)-6-((tetrahydro-2*H*-pyran-4-yl)sulfonyl)quinolin-4-amine;
20 N-(5-chloro-1*H*-indazol-3-yl)-7-methoxy-6-((tetrahydro-2*H*-pyran-4-yl)sulfonyl)quinolin-4-amine;
N-(7-chloro-1*H*-indazol-3-yl)-7-methoxy-6-((4-methyltetrahydro-2*H*-pyran-4-yl)sulfonyl)quinolin-4-amine;
N-1,3-benzothiazol-5-yl-6-(methylsulfonyl)-4-quinolinamine;
25 7-bromo-N-(4,5-dimethyl-1*H*-pyrazol-3-yl)-6-((tetrahydro-2*H*-pyran-4-yl)sulfonyl)quinolin-4-amine;
7-bromo-6-(tert-butylsulfonyl)-N-(4,5-dimethyl-1*H*-pyrazol-3-yl)quinolin-4-amine;
7-bromo-N-(4-methyl-5-(trifluoromethyl)-1*H*-pyrazol-3-yl)-6-((tetrahydro-2*H*-pyran-4-yl)sulfonyl)quinolin-4-amine;
30 7-bromo-N-(4,5-dimethyl-1*H*-pyrazol-3-yl)-6-(isopropylsulfonyl)quinolin-4-amine;
7-bromo-N-(5-fluoro-1*H*-indazol-3-yl)-6-(isopropylsulfonyl)quinolin-4-amine;
7-bromo-N-(5-fluoro-1*H*-indazol-3-yl)-6-((tetrahydro-2*H*-pyran-4-yl)sulfonyl)quinolin-4-amine;

- N*-1,3-benzothiazol-5-yl-6-[(1,1-dimethylethyl)sulfonyl]-7-(methoxy)-4-quinolinamine;
6-(tert-butylsulfonyl)-4-((4,5-dimethyl-1*H*-pyrazol-3-yl)amino)quinolin-7-ol;
2-((6-(tert-butylsulfonyl)-4-((4,5-dimethyl-1*H*-pyrazol-3-yl)amino)quinolin-7-yl)oxy)ethanol;
6-(tert-butylsulfonyl)-7-(difluoromethoxy)-*N*-(4,5-dimethyl-1*H*-pyrazol-3-yl) quinolin-4-
5 amine;
7-(difluoromethoxy)-*N*-(4,5-dimethyl-1*H*-pyrazol-3-yl)-6-((tetrahydro-2*H*-pyran-4-
yl)sulfonyl)quinolin-4-amine;
2-((4-(benzo[d]thiazol-5-ylamino)-6-(tert-butylsulfonyl)quinolin-7-yl)oxy)ethanol;
(3-((6-(tert-butylsulfonyl)-7-methoxyquinolin-4-yl)amino)-4-methyl-1*H*-pyrazol-5-
10 yl)methanol;
N-(4,5-dimethyl-1*H*-pyrazol-3-yl)-7-methyl-6-((4-methyltetrahydro-2*H*-pyran-4-
yl)sulfonyl)quinolin-4-amine;
N-(5-fluoro-1*H*-indazol-3-yl)-7-methyl-6-((4-methyltetrahydro-2*H*-pyran-4-
yl)sulfonyl)quinolin-4-amine;
15 *N*-(4,5-dimethyl-1*H*-pyrazol-3-yl)-7-ethyl-6-((4-methyltetrahydro-2*H*-pyran-4-
yl)sulfonyl)quinolin-4-amine;
7-ethyl-*N*-(5-fluoro-1*H*-indazol-3-yl)-6-((4-methyltetrahydro-2*H*-pyran-4-
yl)sulfonyl)quinolin-4-amine;
N-(7-chloro-1*H*-indazol-3-yl)-7-methyl-6-((4-methyltetrahydro-2*H*-pyran-4-
20 yl)sulfonyl)quinolin-4-amine;
or a salt, particularly a pharmaceutically acceptable salt, thereof.

Selected compounds of this invention are:

- 6-(tert-butylsulfonyl)-*N*-(4,5-dimethyl-1*H*-pyrazol-3-yl)-7-methoxyquinolin-4-amine;
6-[(1,1-dimethylethyl)sulfonyl]-*N*-(4,5-dimethyl-1*H*-pyrazol-3-yl)-7-(methoxy)-4-
25 quinolinamine;
N-(4,5-dimethyl-1*H*-pyrazol-3-yl)-7-methoxy-6-((tetrahydro-2*H*-pyran-4-
yl)sulfonyl)quinolin-4-amine;
2-((6-(tert-butylsulfonyl)-4-((4,5-dimethyl-1*H*-pyrazol-3-yl)amino)quinolin-7-
yl)oxy)ethanol;
30 *N*-(4,5-dimethyl-1*H*-pyrazol-3-yl)-6-[(1-methylethyl) sulfonyl]-7-(methoxy)-4-
quinolinamine;
N-(4,5-dimethyl-1*H*-pyrazol-3-yl)-7-methyl-6-((tetrahydro-2*H*-pyran-4-yl) sulfonyl)quinolin-
4-amine;

or a salt, particularly a pharmaceutically acceptable salt, thereof.

Particular compounds of this invention are:

6-(tert-butylsulfonyl)-N-(4,5-dimethyl-1*H*-pyrazol-3-yl)-7-methoxyquinolin-4-amine;

N-(4,5-dimethyl-1*H*-pyrazol-3-yl)-7-methoxy-6-((tetrahydro-2*H*-pyran-4-

5 yl)sulfonyl)quinolin-4-amine;

N-(4,5-dimethyl-1*H*-pyrazol-3-yl)-6-[(1-methylethyl) sulfonyl]-7-(methyloxy)-4-
quinolinamine;

N-(4,5-dimethyl-1*H*-pyrazol-3-yl)-7-methyl-6-((tetrahydro-2*H*-pyran-4-yl) sulfonyl)quinolin-
4-amine; specifically, 6-(tert-butylsulfonyl)-N-(4,5-dimethyl-1*H*-pyrazol-3-yl)-7-

10 methoxyquinolin-4-amine;

or a salt, particularly a pharmaceutically acceptable salt, thereof.

Representative compounds of this invention are provided in Examples 1-83.

Accordingly, a compound of the invention includes a compound of Formula (I),
particularly, a compound of Formula (I), (II) or (III) and the specific compounds described
15 herein, or a salt thereof, particularly a pharmaceutically acceptable salt thereof. In one
embodiment, the invention is directed to a method of inhibiting RIP2 kinase comprising
contacting a cell with a compound of the invention. In another embodiment, the invention is
directed to a method of treating a RIP2 kinase-mediated disease or disorder comprising
administering a therapeutically effective amount of a compound of the invention to a human
20 in need thereof. The invention is still further directed to the use of a compound of the
invention or a pharmaceutical composition comprising a compound of the invention to inhibit
RIP2 kinase and/or treat a RIP2 kinase-mediated disease or disorder.

The compounds according to Formula (I) may contain one or more asymmetric center
(also referred to as a chiral center) and may, therefore, exist as individual enantiomers,
25 diastereomers, or other stereoisomeric forms, or as mixtures thereof. Chiral centers, such as a
chiral carbon, or particularly, a chiral -SO- moiety, may also be present in the compounds of
this invention. Where the stereochemistry of a chiral center present in a compound of this
invention, or in any chemical structure illustrated herein, is not specified the structure is
intended to encompass all individual stereoisomers and all mixtures thereof. For example,
30 each of (*R*)-6-[(1,1-dimethylethyl)sulfinyl]-N-(4,5-dimethyl-1*H*-pyrazol-3-yl)-7-
(methyloxy)-4-quinolinamine and (*S*)-6-[(1,1-dimethylethyl)sulfinyl]-N-(4,5-dimethyl-1*H*-
pyrazol-3-yl)-7-(methyloxy)-4-quinolinamine are encompassed by 6-[(1,1-

dimethylethyl)sulfinyl]-N-(4,5-dimethyl-1*H*-pyrazol-3-yl)-7-(methoxy)-4-quinolinamine. Thus, compounds according to Formula (I) containing one or more chiral center may be used as racemic mixtures, enantiomerically enriched mixtures, or as enantiomerically pure individual stereoisomers.

5 Individual stereoisomers of a compound according to Formula (I) which contain one or more asymmetric center may be resolved by methods known to those skilled in the art. For example, such resolution may be carried out (1) by formation of diastereoisomeric salts, complexes or other derivatives; (2) by selective reaction with a stereoisomer-specific reagent, for example by enzymatic oxidation or reduction; or (3) by gas-liquid or liquid
10 chromatography in a chiral environment, for example, on a chiral support such as silica with a bound chiral ligand or in the presence of a chiral solvent. The skilled artisan will appreciate that where the desired stereoisomer is converted into another chemical entity by one of the separation procedures described above, a further step is required to liberate the desired form. Alternatively, specific stereoisomers may be synthesized by asymmetric
15 synthesis using optically active reagents, substrates, catalysts or solvents, or by converting one enantiomer to the other by asymmetric transformation.

It is to be understood that a solid form of a compound of the invention may exist in crystalline forms, non-crystalline forms or a mixture thereof. Such crystalline forms may also exhibit polymorphism (i.e. the capacity to occur in different crystalline forms). These
20 different crystalline forms are typically known as "polymorphs." Polymorphs have the same chemical composition but differ in packing, geometrical arrangement, and other descriptive properties of the crystalline solid state. Polymorphs, therefore, may have different physical properties such as shape, density, hardness, deformability, stability, and dissolution
25 powder diffraction patterns, which may be used for identification. One of ordinary skill in the art will appreciate that different polymorphs may be produced, for example, by changing or adjusting the conditions used in crystallizing/recrystallizing the compound.

Because of their potential use in medicine, the salts of the compounds of Formula (I) are preferably pharmaceutically acceptable salts. Suitable pharmaceutically acceptable salts
30 include those described by Berge, Bighley and Monkhouse *J.Pharm.Sci* (1977) 66, pp 1-19. Salts encompassed within the term "pharmaceutically acceptable salts" refer to non-toxic salts of the compounds of this invention.

When a compound of the invention is a base (contains a basic moiety), a desired salt form may be prepared by any suitable method known in the art, including treatment of the free base with an inorganic acid, such as hydrochloric acid, hydrobromic acid, sulfuric acid, nitric acid, phosphoric acid, and the like, or with an organic acid, such as acetic acid, trifluoroacetic acid, maleic acid, succinic acid, mandelic acid, fumaric acid, malonic acid, pyruvic acid, oxalic acid, glycolic acid, salicylic acid, and the like, or with a pyranosidyl acid, such as glucuronic acid or galacturonic acid, or with an alpha-hydroxy acid, such as citric acid or tartaric acid, or with an amino acid, such as aspartic acid or glutamic acid, or with an aromatic acid, such as benzoic acid or cinnamic acid, or with a sulfonic acid, such as p-toluenesulfonic acid, methanesulfonic acid, ethanesulfonic acid or the like.

Suitable addition salts are formed from acids which form non-toxic salts and examples include acetate, p-aminobenzoate, ascorbate, aspartate, benzenesulfonate, benzoate, bicarbonate, bismethylenesalicylate, bisulfate, bitartrate, borate, calcium edetate, camsylate, carbonate, clavulanate, citrate, cyclohexylsulfamate, edetate, edisylate, estolate, esylate, ethanedisulfonate, ethanesulfonate, formate, fumarate, gluceptate, gluconate, glutamate, glycollate, glycollylarsanilate, hexylresorcinate, hydrabamine, hydrobromide, hydrochloride, dihydrochloride, hydrofumarate, hydrogen phosphate, hydroiodide, hydromaleate, hydrosuccinate, hydroxynaphthoate, isethionate, itaconate, lactate, lactobionate, laurate, malate, maleate, mandelate, mesylate, methylsulfate, monopotassium maleate, mucate, napsylate, nitrate, N-methylglucamine, oxalate, oxaloacetate, pamoate (embonate), palmate, palmitate, pantothenate, phosphate/diphosphate, pyruvate, polygalacturonate, propionate, saccharate, salicylate, stearate, subacetate, succinate, sulfate, tannate, tartrate, teoclate, tosylate, triethiodide, trifluoroacetate and valerate.

Other exemplary acid addition salts include pyrosulfate, sulfite, bisulfite, decanoate, caprylate, acrylate, isobutyrate, caproate, heptanoate, propiolate, oxalate, malonate, suberate, sebacate, butyne-1,4-dioate, hexyne-1,6-dioate, chlorobenzoate, methylbenzoate, dinitrobenzoate, hydroxybenzoate, methoxybenzoate, phthalate, phenylacetate, phenylpropionate, phenylbutrate, lactate, γ -hydroxybutyrate, mandelate, and sulfonates, such as xylencsulfonate, propancsulfonate, naphthalenc-1-sulfonate and naphthalenc-2-sulfonate.

If an inventive basic compound is isolated as a salt, the corresponding free base form of that compound may be prepared by any suitable method known to the art, including

treatment of the salt with an inorganic or organic base, suitably an inorganic or organic base having a higher pK_a than the free base form of the compound.

When a compound of the invention is an acid (contains an acidic moiety), a desired salt may be prepared by any suitable method known to the art, including treatment of the free acid with an inorganic or organic base, such as an amine (primary, secondary, or tertiary), an alkali metal or alkaline earth metal hydroxide, or the like. Illustrative examples of suitable salts include organic salts derived from amino acids such as glycine and arginine, ammonia, primary, secondary, and tertiary amines, and cyclic amines, such as N-methyl-D-glucamine, diethylamine, isopropylamine, trimethylamine, ethylene diamine, dicyclohexylamine, ethanolamine, piperidine, morpholine, and piperazine, as well as inorganic salts derived from sodium, calcium, potassium, magnesium, manganese, iron, copper, zinc, aluminum, and lithium.

Certain of the compounds of the invention may form salts with one or more equivalents of an acid (if the compound contains a basic moiety) or a base (if the compound contains an acidic moiety). The present invention includes within its scope all possible stoichiometric and non-stoichiometric salt forms.

Compounds of the invention having both a basic and acidic moiety may be in the form of zwitterions, acid-addition salt of the basic moiety or base salts of the acidic moiety.

This invention also provides for the conversion of one pharmaceutically acceptable salt of a compound of this invention, e.g., a hydrochloride salt, into another pharmaceutically acceptable salt of a compound of this invention, e.g., a sulfate salt.

For solvates of the compounds of Formula (I), including solvates of salts of the compounds of Formula (I), that are in crystalline form, the skilled artisan will appreciate that pharmaceutically acceptable solvates may be formed wherein solvent molecules are incorporated into the crystalline lattice during crystallization. Solvates may involve nonaqueous solvents such as ethanol, isopropanol, DMSO, acetic acid, ethanolamine, and EtOAc, or they may involve water as the solvent that is incorporated into the crystalline lattice. Solvates wherein water is the solvent that is incorporated into the crystalline lattice are typically referred to as "hydrates." Hydrates include stoichiometric hydrates as well as compositions containing variable amounts of water. The invention includes all such solvates, particularly hydrates. It is to be understood that the term "a salt, particularly a pharmaceutically acceptable salt, thereof, or hydrate thereof" encompasses a salt of a

compound of Formula (I), a pharmaceutically acceptable salt of a compound of Formula (I), a hydrate of a compound of Formula (I), a hydrate of a salt of a compound of Formula (I), and a hydrate of a pharmaceutically acceptable salt of a compound of Formula (I).

5 Because the compounds of Formula (I) are intended for use in pharmaceutical compositions it will readily be understood that they are each preferably provided in substantially pure form, for example at least 60% pure, more suitably at least 75% pure and preferably at least 85%, especially at least 98% pure (% are on a weight for weight basis). Impure preparations of the compounds may be used for preparing the more pure forms used in the pharmaceutical compositions.

10

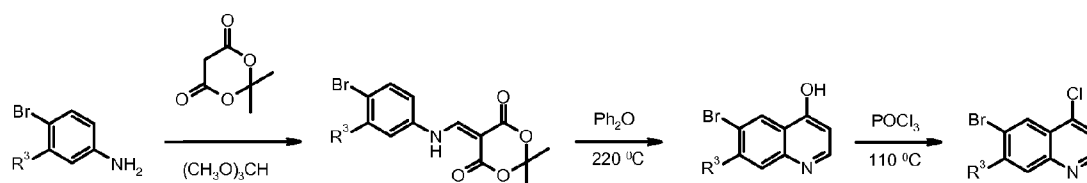
GENERAL SYNTHETIC METHODS

The compounds of Formula (I) may be obtained by using synthetic procedures illustrated in the Schemes below or by drawing on the knowledge of a skilled organic chemist. The syntheses provided in these Schemes are applicable for producing compounds of the invention having a variety of different substituent groups employing appropriate precursors, which are suitably protected if needed, to achieve compatibility with the reactions outlined herein. Subsequent deprotection, where needed, affords compounds of the nature generally disclosed. While the Schemes are shown with compounds only of Formula (I), they are illustrative of processes that may be used to make the compounds of the invention.

20 Intermediates (compounds used in the preparation of the compounds of the invention) may also be present as salts. Thus, in reference to intermediates, the phrase "compound(s) of formula (number)" means a compound having that structural formula or a pharmaceutically acceptable salt thereof.

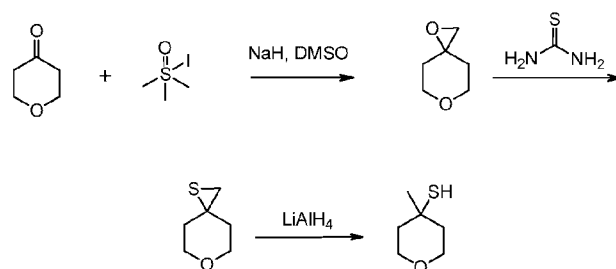
Scheme 1: 6-Bromo-4-chloro-7-methoxyquinolines may be synthesized via condensation of an aniline with Meldrum's acid followed by cyclization to the hydroxyquinoline. Conversion of the hydroxyquinoline to the chloroquinoline may be achieved with POCl_3 .

5



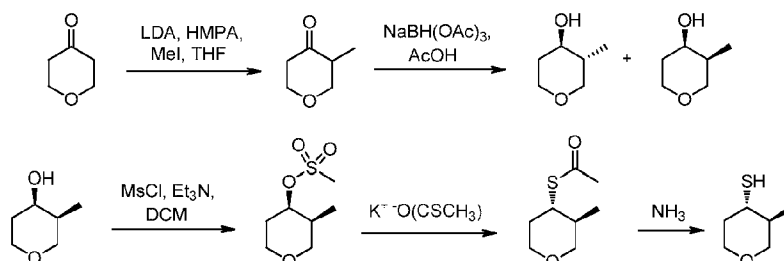
Scheme 2: 4-Methyltetrahydro-2H-pyran-4-thiol can be made by epoxide formation from dihydro-2H-pyran-4(3H)-one followed by conversion to the thiirane and subsequent reduction to the thiol.

10



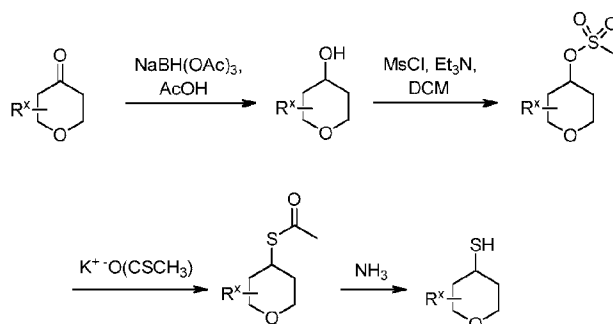
Scheme 3: The β -substituted tetrahydropyranthiol may be synthesized from dihydro-2H-pyran-4(3H)-one. Alkylation at the β -position can be followed by reduction to the alcohol. Following a separation of the diastereomers, the *cis* isomer may be subjected to a mesylation and treatment with potassium thiolate. Removal of the acetate under reducing conditions provides the thiol.

15



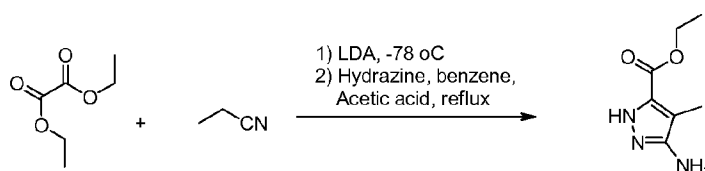
20

Scheme 4: Additional substituted tetrahydropyranlythiols may be synthesized from commercially available pyranones following a similar method to Scheme 3.



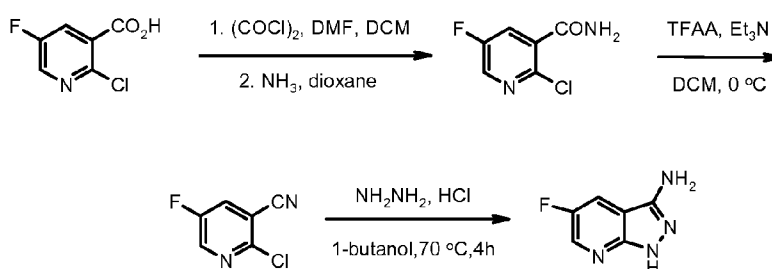
5

Scheme 5: Alkylation of ethyl dioxalate with propionitrile followed by condensation with hydrazine can provide ethyl 3-amino-4-methyl-1H-pyrazole-5-carboxylate.



10

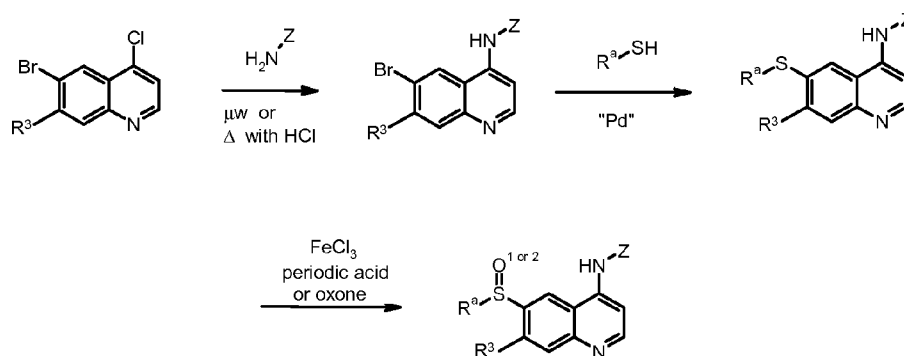
Scheme 6: The synthesis of 5-fluoro-1H-pyrazolo[3,4-b]pyridin-3-amine may begin with amidation of 2-chloro-5-fluoro-3-pyridinecarboxylic acid. Reduction of the amide to the nitrile followed by reaction with hydrazine affords the azaindazole.



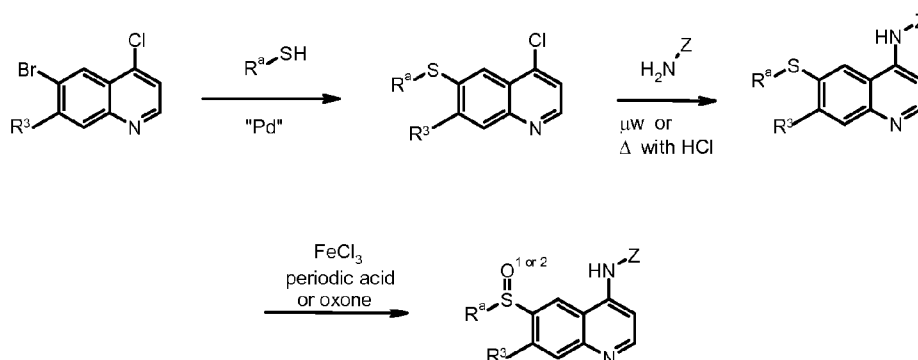
15

Scheme 7: Substituent “Z” groups can be attached to the quinoline core by treatment of the 4-chloroquinoline with the appropriate amine under microwave conditions or by heating in the presence of acid. The sulfide may then be installed under palladium catalyzed

conditions. Treatment of the sulfide with Fe(III)Cl and one equivalent periodic acid or careful addition of oxone provides the sulfoxide. Further reaction with excess oxone provides the sulfone.

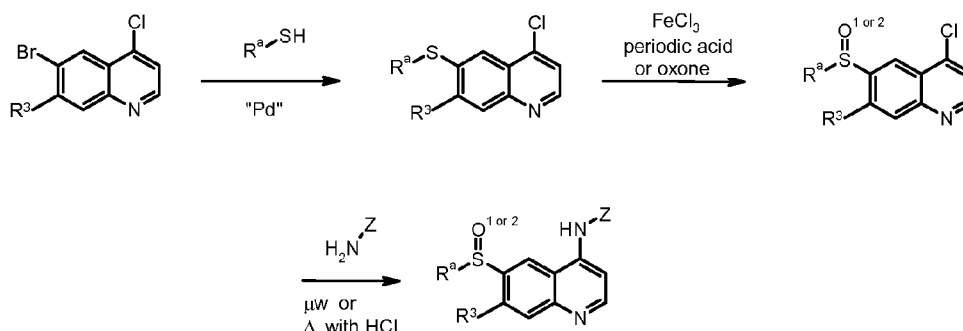


- 5 Scheme 8: Alternatively, the "Z" group can be installed following the palladium catalyzed formation of the sulfide and prior to the oxidation of the sulfide.

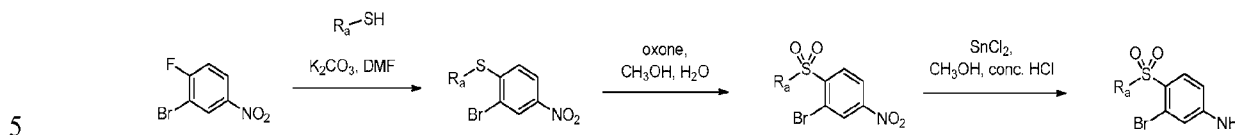


Scheme 9: In another method, the "Z" group may be installed as the last step following the palladium catalyzed formation of the sulfide and oxidation of the sulfide.

- 10 However, oxidation after the installation of the "Z" group as in schemes 3 and 4 may lead to less N-oxide byproduct.



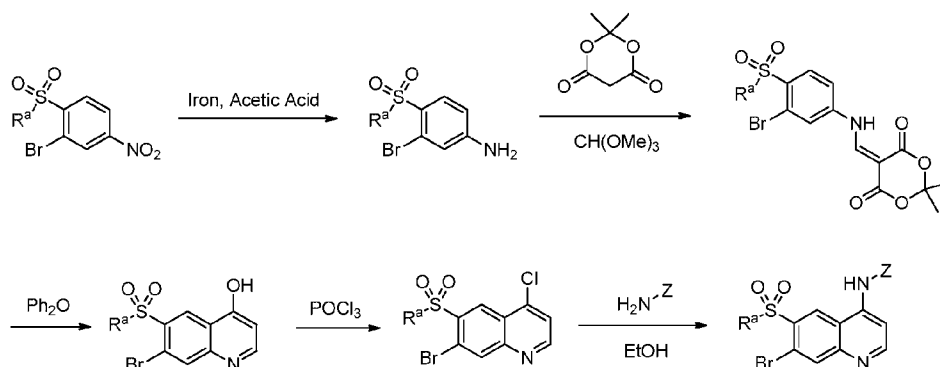
Scheme 10: 3-Bromo-4-sulfonylanilines can be synthesized from 2-bromo-1-fluoro-4-nitrobenzene. Displacement of the aryl fluorine with a thiol followed by oxidation to the sulfone provides the sulfonylnitrobenzene. The nitrobenzene can be reduced to the aniline with Sn(II)Cl as in this scheme or with iron/acetic acid as in scheme 7.



Scheme 11: 7-Bromoquinolines can be synthesized via the appropriate nitrobenzene.

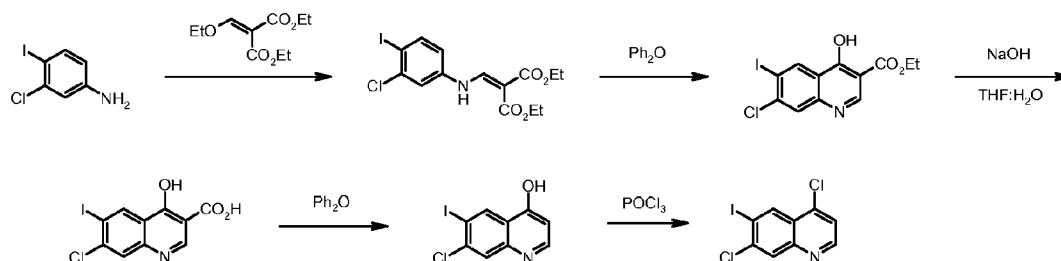
Reduction of the nitrobenzene to the aniline followed by reaction with Meldrum's acid affords the imine which can be cyclized to the hydroxyquinoline core. Functionalization to the chloride may occur via reaction with POCl₃. The "Z" group may then be installed as the last step.

10

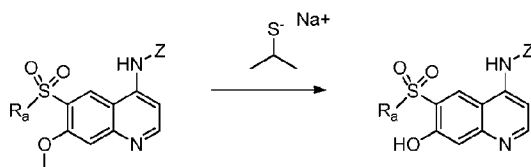


Scheme 12: 4,7-Dichloro-6-iodoquinolines may be synthesized via condensation of an aniline with diethyl [(ethyloxy)methylidene]propanedioate followed by cyclization to the aryl ester. Following hydrolysis of the ester and decarboxylation, conversion of the hydroxyquinoline to the chloroquinoline may be achieved with POCl₃.

15

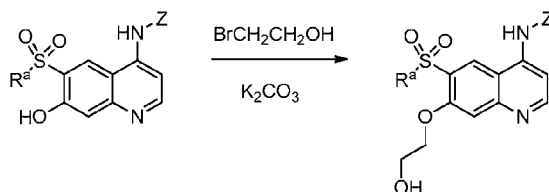


Scheme 13: Demethylation of the 7-methoxyquinolines can be achieved by treatment of the quinoline with sodium isopropylthiolate

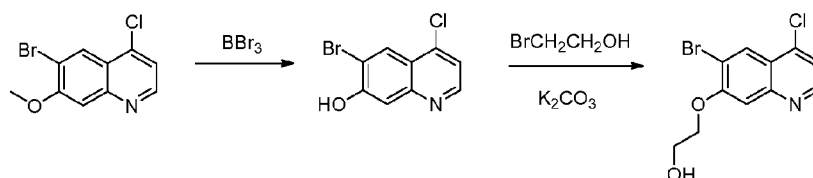


5

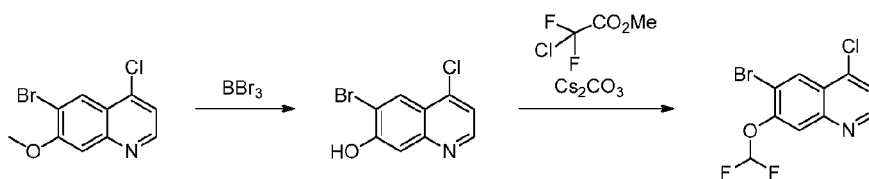
Scheme 14: Hydroxyethyl substituted quinoline can be synthesized by alkylating the hydroxyquinolines of Scheme 13.



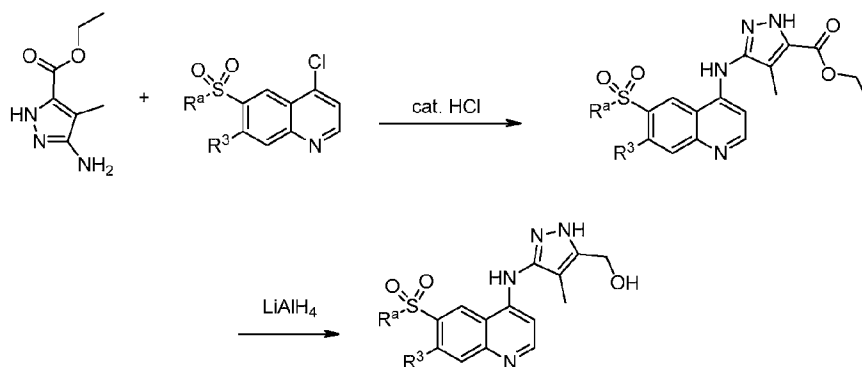
10 Scheme 15: Alternatively, the alkylation to install the hydroxyethyl substituent can be done prior to installing the "Z" group or sulfone.



15 Scheme 16: 7-Difluoromethoxyquinolines can be formed via demethylation of the methoxyquinoline followed by one pot alkylation/decarboxylation sequence to install the difluoromethoxy group.

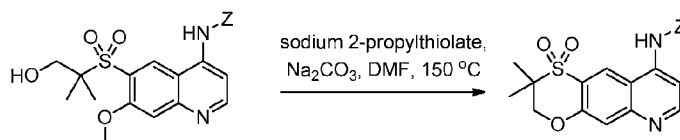


Scheme 17: Hydroxymethyl substituted pyrazole-containing compounds can be synthesized by first installing ethyl 3-amino-4-methyl-1H-pyrazole-5-carboxylate on the quinoline core followed by reduction to the alcohol.



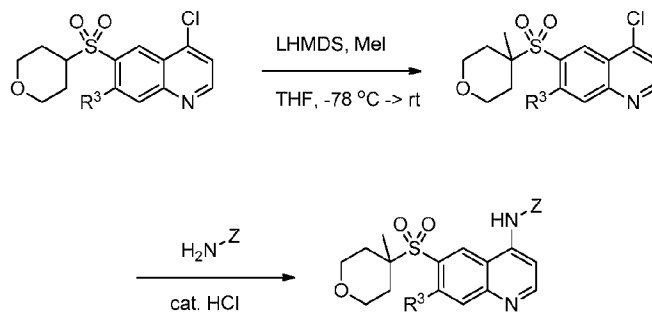
5

Scheme 18: Hydroxylated sulfones could undergo an internal cyclization to form cyclic sulfones upon demethylation of the 7-methoxy substituent.



10

Scheme 19: 6-Tetrahydropyranylsulfonyl containing quinolines could be directly alkylated to install an α -methyl group specifically when the R³ group is an alkyl group (Me or Et).



15

The compounds of this invention may be particularly useful for treatment of RIP2 kinase-mediated diseases or disorders, particularly, uveitis, interleukin-1 converting enzyme (ICE, also known as Caspase-1) associated fever syndrome, dermatitis, acute lung injury, type 2 diabetes mellitus, arthritis (specifically rheumatoid arthritis), inflammatory bowel

disorders (such as ulcerative colitis and Crohn's disease), early-onset and extra-intestinal inflammatory bowel disease, prevention of ischemia reperfusion injury in solid organs (specifically kidney) in response ischemia induced by cardiac surgery, organ transplant, sepsis and other insults, liver diseases (non-alcohol steatohepatitis, alcohol steatohepatitis, and autoimmune hepatitis), allergic diseases (such as asthma), transplant reactions (such as graft versus host disease), autoimmune diseases (such as systemic lupus erythematosus, and multiple sclerosis), and granulomateous disorders (such as sarcoidosis, Blau syndrome, early-onset sarcoidosis, Wegner's granulomatosis, and interstitial pulmonary disease).

The compounds of this invention may be particularly useful in the treatment of uveitis, ICE fever, Blau Syndrome, early-onset sarcoidosis, ulcerative colitis, Crohn's disease, Wegener's granulomatosis and sarcoidosis.

Treatment of RIP2 kinase-mediated diseases or disorders, or more broadly, treatment of immune mediated diseases including, but not limited to, allergic diseases, autoimmune diseases, prevention of transplant rejection and the like, may be achieved using a compound of this invention as a monotherapy, or in dual or multiple combination therapy, particularly for the treatment of refractory cases, such as in combination with other anti-inflammatory and/or anti-TNF agents, which may be administered in therapeutically effective amounts as is known in the art.

For example, the compounds of this invention may be administered in combination with corticosteroids and/or anti-TNF agents to treat Blau syndrome, early-onset sarcoidosis; or in combination with anti-TNF biologics or other anti-inflammatory biologics to treat Crohn's Disease; or in combination with 5-ASA (mesalamine) or sulfasalazine to treat ulcerative colitis; or in combination with low-dose corticosteroids and/or methotrexate to treat Wegener's granulomatosis or sarcoidosis or interstitial pulmonary disease; or in combination with a biologic (e.g. anti-TNF, anti-IL-6, etc.) to treat rheumatoid arthritis; or in combination with anti-IL6 and/or methotrexate to treat ICE fever.

Examples of suitable anti-inflammatory agents include corticosteroids, particularly low-dose corticosteroids (such as Deltasone[®] (prednisone)) and anti-inflammatory biologics (such as Acterna[®] (anti-IL6R mAb) and Rituximab[®] (anti-CD20 mAb)). Examples of suitable anti-TNF agents include anti-TNF biologics (such as Enbrel[®] (etanercept)), Humira[®] (adalimumab), Remicade[®] (infliximab) and Simponi[®] (golimumab)).

This invention also provides a compound of Formula (I), or a salt thereof, particularly

a pharmaceutically acceptable salt thereof, for use in therapy, specifically for use in the treatment of a RIP2 kinase-mediated disease or disorder, for example the diseases and disorders recited herein.

The invention also provides the use of a compound of Formula (I), or a salt thereof, particularly a pharmaceutically acceptable salt thereof, in the manufacture of a medicament for use in the treatment of a RIP2 kinase-mediated disease or disorder, for example the diseases and disorders recited herein.

A therapeutically "effective amount" is intended to mean that amount of a compound that, when administered to a patient in need of such treatment, is sufficient to effect treatment, as defined herein. Thus, e.g., a therapeutically effective amount of a compound of Formula (I), or a pharmaceutically acceptable salt thereof, is a quantity of an inventive agent that, when administered to a human in need thereof, is sufficient to modulate or inhibit the activity of RIP2 kinase such that a disease condition which is mediated by that activity is reduced, alleviated or prevented. The amount of a given compound that will correspond to such an amount will vary depending upon factors such as the particular compound (e.g., the potency (pIC_{50}), efficacy (EC_{50}), and the biological half-life of the particular compound), disease condition and its severity, the identity (e.g., age, size and weight) of the patient in need of treatment, but can nevertheless be routinely determined by one skilled in the art. Likewise, the duration of treatment and the time period of administration (time period between dosages and the timing of the dosages, e.g., before/with/after meals) of the compound will vary according to the identity of the mammal in need of treatment (e.g., weight), the particular compound and its properties (e.g., pharmaceutical characteristics), disease or disorder and its severity and the specific composition and method being used, but can nevertheless be determined by one of skill in the art.

"Treating" or "treatment" is intended to mean at least the mitigation of a disease condition in a patient. The methods of treatment for mitigation of a disease condition include the use of the compounds in this invention in any conventionally acceptable manner, for example for prevention, retardation, prophylaxis, therapy or cure of a mediated disease or disorder. Specific diseases and disorders that may be particularly susceptible to treatment using a compound of this invention are described herein.

The compounds of the invention may be administered by any suitable route of administration, including both systemic administration and topical administration. Systemic

administration includes oral administration, parenteral administration, transdermal administration, rectal administration, and administration by inhalation. Parenteral administration refers to routes of administration other than enteral, transdermal, or by inhalation, and is typically by injection or infusion. Parenteral administration includes
5 intravenous, intramuscular, and subcutaneous injection or infusion. Inhalation refers to administration into the patient's lungs whether inhaled through the mouth or through the nasal passages. Topical administration includes application to the skin.

The compounds of the invention may be administered once or according to a dosing regimen wherein a number of doses are administered at varying intervals of time for a given
10 period of time. For example, doses may be administered one, two, three, or four times per day. Doses may be administered until the desired therapeutic effect is achieved or indefinitely to maintain the desired therapeutic effect. Suitable dosing regimens for a compound of the invention depend on the pharmacokinetic properties of that compound, such as absorption, distribution, and half-life, which can be determined by the skilled artisan. In
15 addition, suitable dosing regimens, including the duration such regimens are administered, for a compound of the invention depend on the disease or disorder being treated, the severity of the disease or disorder being treated, the age and physical condition of the patient being treated, the medical history of the patient to be treated, the nature of concurrent therapy, the desired therapeutic effect, and like factors within the knowledge and expertise of the skilled
20 artisan. It will be further understood by such skilled artisans that suitable dosing regimens may require adjustment given an individual patient's response to the dosing regimen or over time as individual patient needs change.

For use in therapy, the compounds of the invention will be normally, but not necessarily, formulated into a pharmaceutical composition prior to administration to a
25 patient. Accordingly, the invention also is directed to pharmaceutical compositions comprising a compound of the invention and a pharmaceutically acceptable excipient.

The pharmaceutical compositions of the invention may be prepared and packaged in bulk form wherein an effective amount of a compound of the invention can be extracted and then given to the patient such as with powders, syrups, and solutions for injection.
30 Alternatively, the pharmaceutical compositions of the invention may be prepared and packaged in unit dosage form. For oral application, for example, one or more tablets or capsules may be administered. A dose of the pharmaceutical composition contains at least a

therapeutically effective amount of a compound of this invention (i.e., a compound of Formula (I), or a salt, particularly a pharmaceutically acceptable salt, thereof). When prepared in unit dosage form, the pharmaceutical compositions may contain from 1 mg to 1000 mg of a compound of this invention.

5 The pharmaceutical compositions of the invention typically contain one compound of the invention. However, in certain embodiments, the pharmaceutical compositions of the invention contain more than one compound of the invention. In addition, the pharmaceutical compositions of the invention may optionally further comprise one or more additional pharmaceutically active compounds.

10 As used herein, "pharmaceutically acceptable excipient" means a material, composition or vehicle involved in giving form or consistency to the composition. Each excipient must be compatible with the other ingredients of the pharmaceutical composition when commingled such that interactions which would substantially reduce the efficacy of the compound of the invention when administered to a patient and interactions which would
15 result in pharmaceutical compositions that are not pharmaceutically acceptable are avoided. In addition, each excipient must of course be of sufficiently high purity to render it pharmaceutically acceptable.

 The compounds of the invention and the pharmaceutically acceptable excipient or excipients will typically be formulated into a dosage form adapted for administration to the
20 patient by the desired route of administration. Conventional dosage forms include those adapted for (1) oral administration such as tablets, capsules, caplets, pills, troches, powders, syrups, elixirs, suspensions, solutions, emulsions, sachets, and cachets; (2) parenteral administration such as sterile solutions, suspensions, and powders for reconstitution; (3) transdermal administration such as transdermal patches; (4) rectal administration such as
25 suppositories; (5) inhalation such as aerosols and solutions; and (6) topical administration such as creams, ointments, lotions, solutions, pastes, sprays, foams, and gels.

 Suitable pharmaceutically acceptable excipients will vary depending upon the particular dosage form chosen. In addition, suitable pharmaceutically acceptable excipients may be chosen for a particular function that they may serve in the composition. For
30 example, certain pharmaceutically acceptable excipients may be chosen for their ability to facilitate the production of uniform dosage forms. Certain pharmaceutically acceptable excipients may be chosen for their ability to facilitate the production of stable dosage forms.

Certain pharmaceutically acceptable excipients may be chosen for their ability to facilitate the carrying or transporting the compound or compounds of the invention once administered to the patient from one organ, or portion of the body, to another organ, or portion of the body. Certain pharmaceutically acceptable excipients may be chosen for their ability to
5 enhance patient compliance.

Suitable pharmaceutically acceptable excipients include the following types of excipients: diluents, fillers, binders, disintegrants, lubricants, glidants, granulating agents, coating agents, wetting agents, solvents, co-solvents, suspending agents, emulsifiers, sweeteners, flavoring agents, flavor masking agents, coloring agents, anti-caking agents,
10 humectants, chelating agents, plasticizers, viscosity increasing agents, antioxidants, preservatives, stabilizers, surfactants, and buffering agents. The skilled artisan will appreciate that certain pharmaceutically acceptable excipients may serve more than one function and may serve alternative functions depending on how much of the excipient is present in the formulation and what other ingredients are present in the formulation.

Skilled artisans possess the knowledge and skill in the art to enable them to select suitable pharmaceutically acceptable excipients in appropriate amounts for use in the invention. In addition, there are a number of resources that are available to the skilled artisan which describe pharmaceutically acceptable excipients and may be useful in selecting suitable pharmaceutically acceptable excipients. Examples include Remington's
20 Pharmaceutical Sciences (Mack Publishing Company), The Handbook of Pharmaceutical Additives (Gower Publishing Limited), and The Handbook of Pharmaceutical Excipients (the American Pharmaceutical Association and the Pharmaceutical Press).

The pharmaceutical compositions of the invention are prepared using techniques and methods known to those skilled in the art. Some of the methods commonly used in the art
25 are described in Remington's Pharmaceutical Sciences (Mack Publishing Company).

In one aspect, the invention is directed to a solid oral dosage form such as a tablet or capsule comprising an effective amount of a compound of the invention and a diluent or filler. Suitable diluents and fillers include lactose, sucrose, dextrose, mannitol, sorbitol, starch (e.g. corn starch, potato starch, and pre-gelatinized starch), cellulose and its
30 derivatives (e.g. microcrystalline cellulose), calcium sulfate, and dibasic calcium phosphate. The oral solid dosage form may further comprise a binder. Suitable binders include starch (e.g. corn starch, potato starch, and pre-gelatinized starch), gelatin, acacia, sodium alginate,

alginic acid, tragacanth, guar gum, povidone, and cellulose and its derivatives (e.g. microcrystalline cellulose). The oral solid dosage form may further comprise a disintegrant. Suitable disintegrants include crospovidone, sodium starch glycolate, croscarmellose, alginic acid, and sodium carboxymethyl cellulose. The oral solid dosage form may further comprise
 5 a lubricant. Suitable lubricants include stearic acid, magnesium stearate, calcium stearate, and talc.

EXAMPLES

The following examples illustrate the invention. These examples are not intended to
 10 limit the scope of the present invention, but rather to provide guidance to the skilled artisan to prepare and use the compounds, compositions, and methods of the present invention. While particular embodiments of the present invention are described, the skilled artisan will appreciate that various changes and modifications can be made without departing from the spirit and scope of the invention.

Names for the intermediate and final compounds described herein were generated
 15 using a software naming program. It will be appreciated by those skilled in the art that in certain instances this program will name a structurally depicted compound as a tautomer of that compound. It is to be understood that any reference to a named compound or a structurally depicted compound is intended to encompass all tautomers of such compounds
 20 and any mixtures of tautomers thereof.

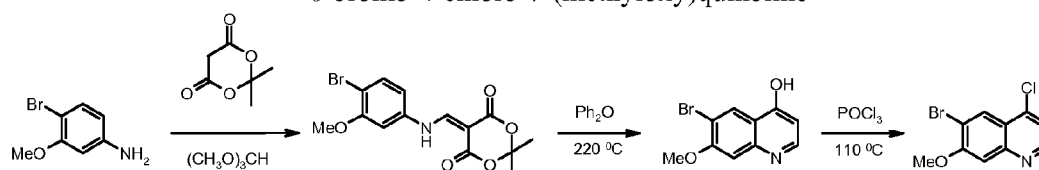
In the following experimental descriptions, the following abbreviations may be used:

Abbreviation	Meaning
AcOH	acetic acid
aq	aqueous
brine	saturated aqueous NaCl
CH ₂ Cl ₂ , DCM	methylene chloride
CH ₃ CN or MeCN	acetonitrile
CH ₃ NH ₂	methylamine
d	day
DCE	1,2-dichloroethane
DMA	dimethyl acetamide
DMF	<i>N,N</i> -dimethylformamide

DMSO	dimethylsulfoxide
EDC	1-ethyl-3-(3-dimethylaminopropyl) carbodiimide
equiv	equivalents
Et	ethyl
Et ₃ N	triethylamine
Et ₂ O or DME	diethyl ether
EtOAc	ethyl acetate
EtOH	ethanol
h, hr	hour
HATU	<i>O</i> -(7-Azabenzotriazol-1yl)- <i>N,N,N',N'</i> -tetramethylyronium hexafluorophosphate
HCl	hydrochloric acid
HMPA	hexamethylphosphoramide
IPA	isopropyl alcohol
<i>i</i> -Pr ₂ NEt	<i>N,N'</i> -diisopropylethylamine
KO ^{<i>t</i>} -Bu	potassium <i>tert</i> -butoxide
LDA	lithium diisopropyl amide
LCMS	liquid chromatography-mass spectroscopy
LHDMS	lithium hexamethyldisilazane
Me	methyl
MeI	Methyl iodide
MeOH or CH ₃ OH	methanol
MgSO ₄	magnesium sulfate
min	minute
MP-carbonate resin	polymer bound tetraalkylammonium carbonate
MS	mass spectrum
μw	microwave
NaBH ₄	sodium borohydride
Na ₂ CO ₃	sodium carbonate
NaHCO ₃	sodium bicarbonate
NaOH	sodium hydroxide
Na ₂ SO ₄	sodium sulfate
NH ₄ Cl	ammonium chloride
NiCl ₂ •6H ₂ O	nickel (II) chloride hexahydrate
NMP	<i>N</i> -methyl-2-pyrrolidone
Ph	phenyl
RBF	round bottomed flask

rt	room temperature
satd or sat'd	saturated
SCX	strong cation exchange
SPE	solid phase extraction
TLC	Thin layer chromatography
TFA	trifluoroacetic acid
THF	tetrahydrofuran
t_R	retention time

Preparation 1
6-bromo-4-chloro-7-(methoxy)quinoline



5

Step 1. 5-([4-bromo-3-(methoxy)phenyl]amino)methylidene)-2,2-dimethyl-1,3-dioxane-4,6-dione: 2,2-dimethyl-1,3-dioxane-4,6-dione (8.5 g, 58 mmol) in trimethyl orthoformate (50 mL, 450 mmol) was refluxed at 105 °C for 1 hr. 4-Bromo-3-methoxyaniline (10.5 g, 50.4 mmol) was then added and refluxing was continued for and
10 additional hour. The suspension was filtered, and the solid was washed with MeOH and vacuum dried to yield 5-([4-bromo-3-(methoxy)phenyl]amino)methylidene)-2,2-dimethyl-1,3-dioxane-4,6-dione (17 g, 49 mmol, 96 % yield). ¹H NMR (400 MHz, DMSO-*d*) δ ppm 1.68 (s, 6H), 3.90 (s, 3H), 7.11 (dd, *J*= 8.6 Hz, 2 Hz, 1H), 7.43 (d, *J*= 2 Hz, 1H), 7.59 (d, *J*= 8.6 Hz, 1H), 8.64 (s, 1H), 11.23 (br. s., 1H).

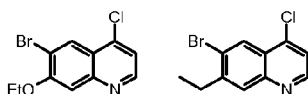
15

Step 2. 6-bromo-7-(methoxy)-4-quinolinol: To diphenyl ether (68 mL, 420 mmol) at 230°C was added 5-([4-bromo-3-(methoxy)phenyl]amino)methylidene)-2,2-dimethyl-1,3-dioxane-4,6-dione (15 g, 42 mmol), and the mixture was stirred for 1 hr. The reaction mixture was poured into hexane after being cooled to room temperature. The precipitate was filtered and washed with hexane. The brown solid was dried under vacuum overnight to
20 afford 6-bromo-7-(methoxy)-4-quinolinol (10 g, 33 mmol, 79 % yield). ¹H NMR (400 MHz, DMSO-*d*) δ ppm 3.94 (s, 3H), 5.99 (dd, *J*= 7.4 Hz, 1.2 Hz, 1H), 7.05 (s, 1H), 7.86 (dd, *J*= 7.4 Hz, 5.8 Hz, 1H), 8.16 (s, 1H), 11.68 (br. s., 1H). MS (*m/z*) 254, 256 (*M*+*H*⁺).

Step 3. 6-bromo-4-chloro-7-(methoxy)quinoline: 6-bromo-7-(methoxy)-4-

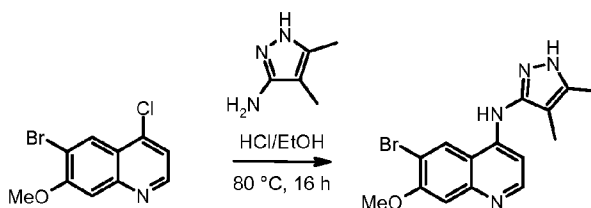
quinolinol (4.17 g, 16.41 mmol) in phosphorus oxychloride (7.73 mL, 82 mmol) was stirred at 110 °C for 1hr. The reaction mixture was cooled and slowly poured into saturated sodium carbonate with ice while stirring. The resulting suspension was filtered, the solid was rinsed with water and vacuum-dried overnight to yield 6-bromo-4-chloro-7-(methoxy)quinoline (4.6 g, 16 mmol, 97 % yield). ¹H NMR (400 MHz, DMSO-*d*) δ ppm 4.05 (s, 3H), 7.61 (s, 1H), 7.65 (d, *J*= 4.8 Hz, 1H), 8.38 (s, 1H), 8.81 (d, *J*= 4.8 Hz, 1H). MS (m/z) 272, 274 (M+H⁺).

The following intermediates can be made in an analogous manner:



10

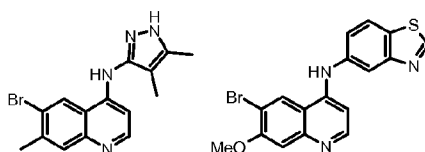
Preparation 2

6-bromo-*N*-(4,5-dimethyl-1*H*-pyrazol-3-yl)-7-(methoxy)-4-quinolinamine

A mixture of 6-bromo-4-chloro-7-(methoxy)quinoline (0.42 g, 1.5 mmol) and 4,5-dimethyl-1*H*-pyrazol-3-amine (0.17 g, 1.5 mmol) was heated in EtOH (3 mL) at 80 °C in a sealed tube for 16 h. The reaction mixture was cooled and Et₂O (10 mL) was added. Precipitate 6-bromo-*N*-(4,5-dimethyl-1*H*-pyrazol-3-yl)-7-(methoxy)-4-quinolinamine was filtered and dried to give a brown solid. ¹H NMR (DMSO-*d*₆) δ ppm 12.63 (br. s., 1H), 10.42 (br. s., 1H), 9.10 (s, 1H), 8.47 (d, *J* = 7.1 Hz, 1H), 7.47 (s, 1H), 6.71 (d, *J* = 6.8 Hz, 1H), 4.06 (s, 3H), 2.23 (s, 3H), 1.85 (s, 3H); MS (m/z) 347, 349 (M+H⁺).

20

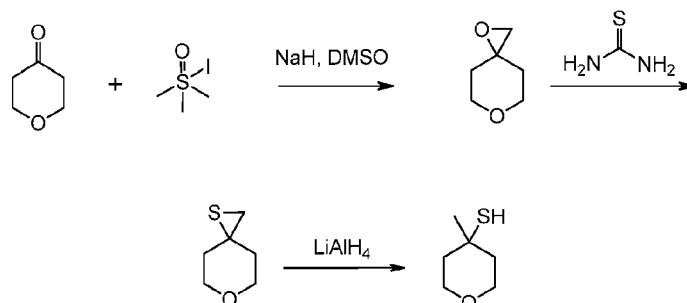
The following compounds were made in an analogous manner. Isopropanol may be used as the solvent in addition to ethanol.



25

Preparation 3

4-methyltetrahydro-2H-pyran-4-thiol



5

Step 1: 1,6-Dioxaspiro[2.5]octane: To a suspension of trimethylsulfoxonium iodide (28.6 g, 130 mmol) in DMSO (200 mL) in a two-neck RBF (500 mL) was added NaH (5.19 g, 130 mmol, 60% in mineral oil) in portions under N₂ atmosphere at room temperature.

10 Stirring was continued for one hour, then a solution of dihydro-2H-pyran-4(3H)-one (10 g, 100 mmol) in DMSO (10 mL) was added dropwise over 5 min. The reaction mixture was stirred for 1 hr at room temperature, then poured into ice-water (300 mL) and extracted with Et₂O (2 x 200 mL). The organic was washed with water and brine, dried over MgSO₄, filtered, and concentrated to give 1,6-dioxaspiro[2.5]octane (4.9 g, 42.9 mmol, 43.0 % yield)
 15 as colorless oil. ¹H NMR (400 MHz, Chloroform-*d*) δ: 1.52 - 1.59 (m, 2 H) 1.89 (ddd, *J*=13.20, 8.40, 4.67 Hz, 2 H) 2.71 (s, 2 H) 3.79 - 3.95 (m, 4 H).

Step 2: 6-Oxa-1-thiaspiro[2.5]octane: To a solution of 1,6-dioxaspiro[2.5]octane (200 mg, 1.752 mmol) in MeOH (5 mL) was added thiourea (133 mg, 1.75 mmol), and the reaction mixture was stirred and heated at 80 °C for 4 h. The precipitate that formed during
 20 the course of the reaction was filtered. The filtrate was diluted with Et₂O (100 mL), washed with brine, dried over MgSO₄, filtered, and evaporated to give a colorless oil 6-oxa-1-thiaspiro[2.5]octane (216 mg, 1.659 mmol, 95 % yield). ¹H NMR (CHLOROFORM-*d*) δ: 3.97 (dt, *J* = 11.3, 4.1 Hz, 2H), 3.76 (ddd, *J* = 11.5, 9.2, 2.8 Hz, 2H), 2.49 (s, 2H), 2.22 (ddd, *J* = 13.4, 9.5, 3.9 Hz, 2H), 1.55 (d, *J* = 13.4 Hz, 2H).

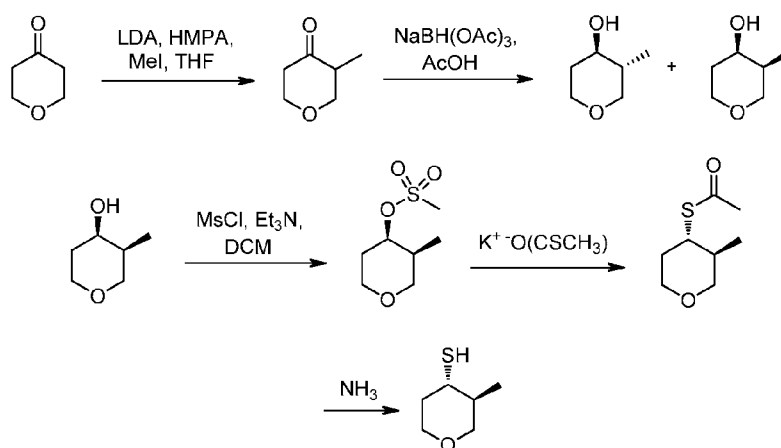
25 Step 3: 4-Methyltetrahydro-2H-pyran-4-thiol: To a refluxing solution of 6-oxa-1-thiaspiro[2.5]octane (200 mg, 1.54 mmol) in THF (5 mL) was added LiAlH₄ in THF (0.40 mL, 0.80 mmol) dropwise. The reaction was stirred for 1 hour, then cooled to 0 °C and quenched with water (1 mL). The mixture was stirred for 10 min and extracted with Et₂O (2

x 10 mL). The organic was washed with brine, dried over MgSO₄, filtered, and concentrated.

The residue was purified on silica gel column (10 g) and eluted with 10% EtOAc in hexane to give desired product (94 mg, 46%) as a colorless oil. ¹H NMR (CHLOROFORM-*d*) δ: 3.78 (dd, *J* = 6.8, 3.3 Hz, 4H), 1.73 - 1.84 (m, 2H), 1.64 - 1.73 (m, 3H), 1.51 (s, 3H).

5

Preparation 4

Trans-3-Methyltetrahydro-2*H*-pyran-4-thiol

10

Step 1: 3-Methyltetrahydro-4*H*-pyran-4-one: To a solution of LDA (2.0 M in heptane/THF/ethylbenzene, 12.0 mL, 24.0 mmol) in THF (100 mL) cooled to -78 °C was added a solution of dihydro-2*H*-pyran-4(3*H*)-one (2 g, 20.0 mmol) and HMPA (3.5 mL, 20.0 mmol) in THF (70 mL) dropwise. After stirring for 5 min, MeI (6.25 mL, 100 mmol) in THF
15 (30 mL) was added to the above solution, the reaction was warmed to 0 °C and kept for 2 h, then warmed to room temperature for 10 min, and then cooled again to 0 °C. The reaction mixture was quenched with NH₄Cl (sat'd) and extracted with Et₂O (2 x 200 mL). The organic was washed with brine, dried over MgSO₄, filtered, and concentrated. The crude mixture was purified via a silica gel column (100 g), using 10-20% Et₂O in DCM to give an
20 orange oil 3-methyldihydro-2*H*-pyran-4(3*H*)-one (2.2 g, 19.30 mmol, 96 % yield). ¹H NMR (CHLOROFORM-*d*) δ: 4.12 - 4.32 (m, 2H), 3.67 - 3.81 (m, 2H), 2.60 - 2.74 (m, 1H), 2.54 (dt, *J* = 17.1, 6.1 Hz, 1H), 2.41 (dt, *J* = 14.1, 2.7 Hz, 1H), 1.01 (d, *J* = 6.8 Hz, 3H).

Step 2: *Trans*-3-methyltetrahydro-2*H*-pyran-4-ol: To a solution of 3-methyldihydro-2*H*-pyran-4(3*H*)-one (2.28 g, 20.0 mmol) in DCE (50 mL) was added sodium
25 triacetoxyborohydride (8.47 g, 40.0 mmol), followed by acetic acid (3.4 mL, 59.9 mmol) and

the reaction mixture was stirred at room temperature for 16 h. The reaction was quenched with water and extracted with Et₂O (3 x 20 mL). Organic extracts were combined, washed with sodium bicarbonate (sat'd) and brine, dried over MgSO₄, filtered, and concentrated. The reaction mixture was purified on a silica gel column (100g) using 50-60% EtOAc in
5 hexane to give two products (the structures were confirmed by nOe experiments):

trans-3-methyltetrahydro-2*H*-pyran-4-ol (206 mg, 9% yield). ¹H NMR (400 MHz, CHLOROFORM-*d*) δ: 0.97 (d, *J* = 13.39 Hz, 3 H) 1.63 - 1.87 (m, 3 H) 3.10 (d, *J* = 11.37 Hz, 1 H) 3.43 - 3.58 (m, 3 H) 3.90 - 3.99 (m, 1 H).

cis-3-methyltetrahydro-2*H*-pyran-4-ol (790 mg, 34% yield). ¹H NMR (400 MHz, CHLOROFORM-*d*) δ: 0.96 (d, *J* = 6.57 Hz, 3 H) 1.58 - 1.66 (m, 1 H) 1.92 (m, *J* = 12.66, 4.64, 2.46, 2.46 Hz, 2 H) 2.96 - 3.07 (m, 1 H) 3.35 (td, *J* = 9.85, 4.55 Hz, 1 H) 3.44 (td, *J* = 11.87, 2.27 Hz, 1 H) 3.86 (dd, *J* = 12.25, 3.66 Hz, 1 H) 3.97 - 4.03 (m, 1 H).

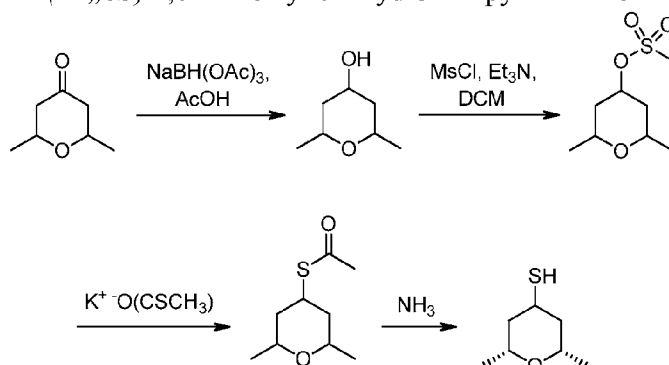
Step 3: *cis*-3-methyltetrahydro-2*H*-pyran-4-yl methanesulfonate: To a solution of *cis*-3-methyltetrahydro-2*H*-pyran-4-ol (780 mg, 6.71 mmol) in DCM (20 mL) was added
15 methanesulfonyl chloride (0.63 mL, 8.06 mmol) followed by trimethylamine (1.87 mL, 13.43 mmol) at 0 °C. The reaction mixture was stirred at 0 °C for 3 h, then quenched with water and extracted with DCM (2 x 30 mL). The organic was washed with sodium bicarbonate (sat'd) and brine, dried over MgSO₄, filtered, and concentrated to give a colorless oil *cis*-3-methyltetrahydro-2*H*-pyran-4-yl methanesulfonate (1.4 g, 7.21 mmol, 107 % yield) which
20 was used for next step without purification.

Step 4: *trans*-S-3-methyltetrahydro-2*H*-pyran-4-yl) ethanethioate: Potassium thioacetate (882 mg, 7.72 mmol) was added to a solution of *cis*-3-methyltetrahydro-2*H*-pyran-4-yl methanesulfonate (500 mg, 2.57 mmol) in DMA (8 mL) and the reaction was heated at 80 °C for 24 h. The reaction was cooled to room temperature and extracted with
25 Et₂O (3 x 30 mL). Extracts were combined and washed with water (2 x 20 mL) and brine, dried over MgSO₄, filtered, and concentrated to give a red oil (single spot on TLC) as desired product *trans*-S-3-methyltetrahydro-2*H*-pyran-4-yl) ethanethioate (445 mg, 2.55 mmol, 99 % yield) which was used for next step without purification.

Step 5: *trans*-3-methyltetrahydro-2*H*-pyran-4-thiol: Ammonia (2.0 M in MeOH,
30 10.400 mL, 20.80 mmol) was added to *trans*-S-3-methyltetrahydro-2*H*-pyran-4-yl) ethanethioate (440 mg, 2.52 mmol) and the reaction mixture was heated at 40 °C for 12 h. Upon completion, the mixture was concentrated *in vacuo* to give an orange solid. The solid

was purified on an ISCO silica gel column (25 g), using 10-20% EtOAc in hexane to give desired product *trans*-3-methyltetrahydro-2*H*-pyran-4-thiol (71 mg, 0.54 mmol, 21.27 % yield). ¹H NMR (400 MHz, CHLOROFORM-*d*) δ: 1.02 - 1.08 (m, 3 H) 1.76 - 1.95 (m, 2 H) 2.05 - 2.15 (m, 1 H) 3.13 (m, *J*=9.00, 4.28, 4.28, 2.40 Hz, 1 H) 3.42 - 3.58 (m, 2 H) 3.64 (dt, *J*=11.49, 4.48 Hz, 1 H) 3.88 - 3.96 (m, 1 H).

Preparation 5

(2R,,6S)-2,6-Dimethyltetrahydro-2*H*-pyran-4-thiol

Step 1: 2,6-Dimethyltetrahydro-2*H*-pyran-4-ol: To a solution of 2,6-dimethyldihydro-2*H*-pyran-4(3*H*)-one (3 g, 23.41 mmol) in DCE (60 mL) was added sodium triacetoxyborohydride (14.88 g, 70.2 mmol) followed by acetic acid (8.1 mL, 140 mmol), and the reaction mixture was stirred at room temperature for 20 h. The reaction was quenched with water and extracted with Et₂O (3 x 50 mL). The organic was washed with brine, dried over MgSO₄, filtered, and concentrated to give the desired product 2,6-dimethyltetrahydro-2*H*-pyran-4-ol as a colorless oil (3 g, 23.04 mmol, 98 % yield). ¹H NMR (CHLOROFORM-*d*) δ: 1.19 - 1.26 (m, 6 H) 1.83 (d, *J*=12.13 Hz, 2 H) 1.93 (dd, *J*=12.00, 4.67 Hz, 2 H) 3.58 - 3.68 (m, 1 H) 3.75 - 3.85 (m, 1 H) 3.93 (m, 1 H).

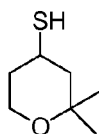
Step 2: 2,6-Dimethyltetrahydro-2*H*-pyran-4-yl methanesulfonate: To a solution of 2,6-dimethyltetrahydro-2*H*-pyran-4-ol (3 g, 23.04 mmol) in DCM (100 mL) was added mesyl chloride (2.16 mL, 27.7 mmol) and followed by Et₃N (6.42 mL, 46.1 mmol). The reaction mixture was stirred at 0 °C for 1 hr and quenched with water. The reaction mixture was extracted with DCM (2 x 50 mL), and the organic was washed with sodium bicarbonate (sat'd) and brine, dried over MgSO₄, filtered, concentrated. The crude mixture was purified on an ISCO silica column (40 g) using 50% EtOAc in hexane to give a white solid 2,6-dimethyltetrahydro-2*H*-pyran-4-yl methanesulfonate (2.17 g, 10.42 mmol, 45.2 % yield).

¹H NMR (CHLOROFORM-*d*) δ: 1.26 (d, *J*=6.06 Hz, 6 H) 1.40 - 1.51 (m, 2 H) 2.12 (dd, *J*=12.13, 4.80 Hz, 3 H) 3.03 (s, 3 H) 3.42 - 3.59 (m, 2 H) 4.82 (s, 1 H).

Step 3: S-(2,6-dimethyltetrahydro-2*H*-pyran-4-yl) ethanethioate: To a solution of 2,6-dimethyltetrahydro-2*H*-pyran-4-yl methanesulfonate (2.17 g, 10.42 mmol) in DMA (25 mL) was added potassium thioacetate (2.380 g, 20.84 mmol) and the reaction mixture was stirred at 65 °C for 20 h. The reaction mixture was cooled to room temperature, diluted with Et₂O (100 mL), and the organic was washed with water (2 x 20 mL) and brine, dried over MgSO₄, filtered, and concentrated. The crude mixture was purified on silica gel (50 g) using 10-20% EtOAc in hexane to give the desired product S-(2,6-dimethyltetrahydro-2*H*-pyran-4-yl) ethanethioate (1.93 g, 10.25 mmol, 98 % yield). ¹H NMR (CHLOROFORM-*d*) δ: 4.03 - 4.09 (m, 1H), 3.65 (dd, *J* = 6.6, 2.3 Hz, 2H), 2.34 (s, 3H), 1.65 - 1.71 (m, 4H), 1.18 (d, *J* = 6.3 Hz, 6H); MS (m/z) 189 (M+H).

Step 4: (2R,6S)-2,6-dimethyltetrahydro-2*H*-pyran-4-thiol: Ammonia (2.0M in MeOH, 6.37 mL, 12.75 mmol) was added to S-(2,6-dimethyltetrahydro-2*H*-pyran-4-yl) ethanethioate (500 mg, 2.66 mmol) and the reaction mixture was stirred at 23 °C for 20 h. The reaction was going slowly and was heated at 40 °C for an additional 4 h followed by concentration *in vacuo* and purification on an ISCO (silica gel column 25g) using 0-10% EtOAc in hexane to give (2R,6S)-2,6-dimethyltetrahydro-2*H*-pyran-4-thiol (308 mg, 79% yield). The structure was confirmed by nOe experiment. ¹H NMR (400 MHz, CHLOROFORM-*d*) δ: 1.20 (d, *J*=6.32 Hz, 6 H) 1.58 - 1.77 (m, 5 H) 3.56 - 3.68 (m, 1 H) 3.88 - 4.04 (m, 2 H).

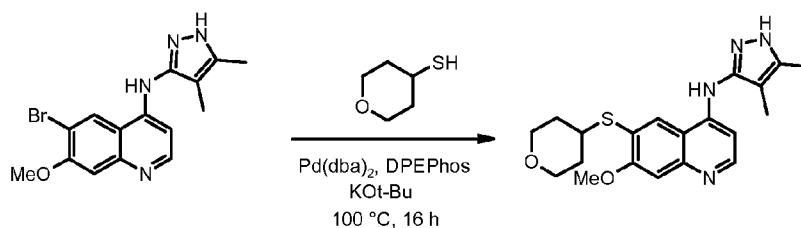
The following intermediate was synthesized in an analogous manner using *p*-toluenesulfonyl chloride in step 2 rather than methanesulfonyl chloride.



25

Preparation 6

N-(4,5-dimethyl-1*H*-pyrazol-3-yl)-7-(methoxy)-6-(tetrahydro-2*H*-pyran-4-ylthio)-4-quinolinamine

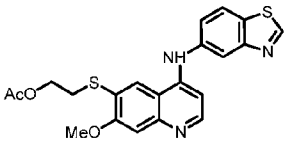
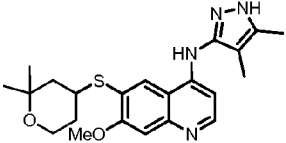
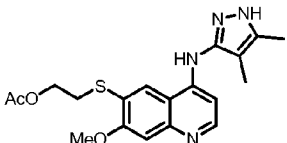
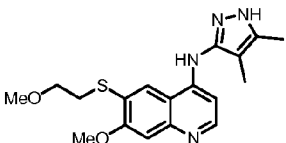
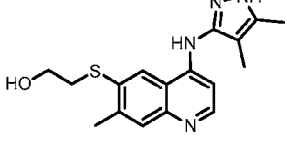
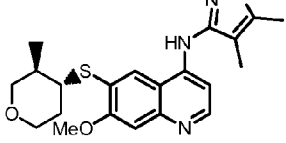
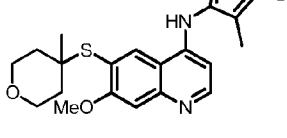
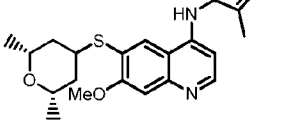


Method A: A mixture of 6-bromo-*N*-(4,5-dimethyl-1*H*-pyrazol-3-yl)-7-(methoxy)-4-quinolinamine (250 mg, 0.60 mmol), tetrahydro-2*H*-pyran-4-thiol (70 mg, 0.60 mmol), potassium *tert*-butoxide (200 mg, 1.8 mmol), (oxydi-2,1-phenylene)bis-(diphenylphosphine) (32 mg, 0.060 mmol) and bis(dibenzylideneacetone)palladium (55 mg, 0.06 mmol) in 3.9 mL of DMF were heated at 100 °C in a sealed, nitrogen-purged vial for 16 h. The reaction was diluted with EtOAc and water and the layers were separated. The organics were concentrated, and the crude product was purified by column chromatography (Isco CombiFlash, 0% to 10% 2N NH₃/MeOH in DCM) to give *N*-(4,5-dimethyl-1*H*-pyrazol-3-yl)-7-(methoxy)-6-(tetrahydro-2*H*-pyran-4-ylthio)-4-quinolinamine (80 mg, 35%). MS (*m/z*) 385 (M+H⁺). 1,4-Dioxane may also be used as the solvent. In cases where the starting quinoline is an HCl salt, and equivalent of triethylamine may also be added.

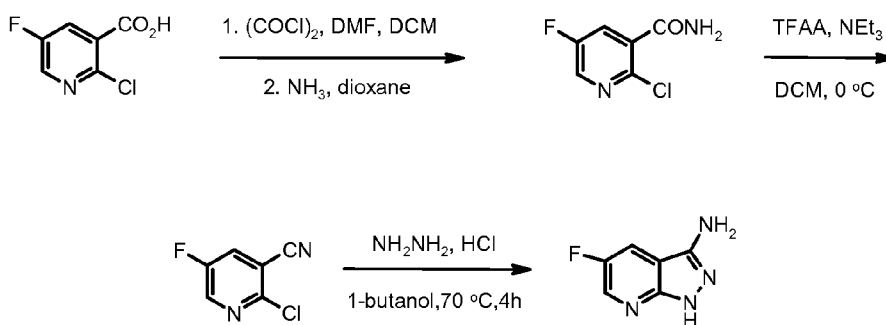
Method B: Alternatively, coupling reactions may be performed as follows: To a solution of quinoline (1 eq) in dioxane (0.1 M) was added (oxydibenzene-2,1-diyl)bis(diphenylphosphane) (0.1 eq), tris(dibenzylideneacetone)dipalladium(0) (0.1 eq), potassium *tert*-butoxide (1 - 2 eq), thiol (1.2 eq), and triethylamine (1 - 3 eq). The flask was purged with nitrogen, and heated under nitrogen for 3 h at 90 °C before pouring into EtOAc. The organic layer was washed with saturated sodium bicarbonate. The aqueous layer was washed with 25% EtOH in methylene chloride, then methylene chloride. The organics were combined, dried over MgSO₄ and concentrated to a brown oil. The residue was purified via Isco CombiFlash.

The following analogs were made in an analogous manner:

Structure	Coupling method		Structure	Coupling method

	B			B
	B			B
	A			B
	B			B

Preparation 7



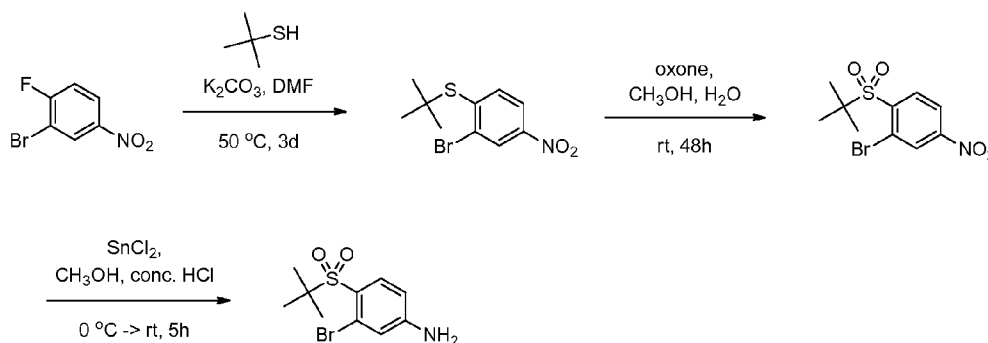
- 5 Step 1. 2-chloro-5-fluoro-3-pyridinecarboxamide: 2-Chloro-5-fluoro-3-pyridinecarboxylic acid (20 g, 110 mmol) was dissolved in DCM (400 mL), and then DMF (88 ul, 1.1 mmol) was added at 0 °C. After the DMF addition, oxalyl chloride (26 mL, 300 mmol) was added dropwise at 0 °C. The reaction mixture was stirred at room temperature for 16 hours, and concentrated in vacuo. The resulting yellow liquid was dissolved in 1,4-
- 10 dioxane (400 mL), cooled to 0 °C and NH₃(gas) (19.4 g, 1140 mmol) was bubbled through the solution for 30 minutes. The mixture was stirred at room temperature for 16 hours. The

resulting white mixture was filtered and the filtrate was concentrated to give the desired product as a white solid (18 g, 89% yield). MS (m/z) 175 (M+H⁻); ¹H NMR (400 MHz, DMSO-*d*₆) δ ppm 8.53 (d, 1 H), 8.10 (s, 1 H), 8.00 (dd, 1 H), 7.88 (s, 1 H).

Step 2. 2-chloro-5-fluoro-3-pyridinecarbonitrile: 2-Chloro-5-fluoro-3-pyridinecarboxamide (18 g, 102 mmol) was suspended in DCM (500 mL), and then triethylamine (31 mL, 220 mmol) was added at 0 °C. Trifluoroacetic anhydride (TFAA) (16 mL, 110 mmol) was added dropwise to the reaction mixture at 0 °C. The white carboxamide starting material disappeared after 20 minutes at 0 °C, indicating the completion of the reaction. The reaction mixture was stirred at 0 °C for 1 hour. The reaction mixture was diluted with DCM, and then washed with saturated NaHCO₃(aq). The organic layer was washed with brine, dried over MgSO₄, filtered and the filtrate was concentrated to a brown residue. The residue was purified by Isco Combiflash (8 %-20 % EtOAc/Hexane; 330g column). Collected fractions were combined and concentrated to give the desired product as a white solid (15 g, 96 % yield). MS (m/z) 157 (M+H⁺). ¹H NMR (400 MHz, DMSO-*d*₆) δ ppm 8.68 (dd, 1 H), 8.83 (d, 1 H).

Step 3. 5-fluoro-1*H*-pyrazolo[3,4-*b*]pyridin-3-amine: 2-Chloro-5-fluoro-3-pyridinecarbonitrile (15.3 g, 98 mmol) was dissolved in 1-butanol (300 mL), and then hydrazine monohydrate (16.82 mL, 293 mmol) was added, followed by hydrochloric acid (4N in dioxane) (0.244 mL, 0.977 mmol). The reaction mixture was maintained at 70 °C for 4 hours, and the resulting yellow crystalline solid was collected by filtration (12.5 g, 84 % yield). MS (m/z) 153 (M+H⁺). ¹H NMR (400 MHz, DMSO-*d*₆) δ ppm 5.56 (s, 2 H), 7.97 (dd, 1 H), 8.39(m, 1 H), 12.07 (s, 1 H).

Preparation 8



Step 1: 2-bromo-1-[(1,1-dimethylethyl)thio]-4-nitrobenzene: To a round bottom
 5 flask containing 2-bromo-1-fluoro-4-nitrobenzene (15 g, 68 mmol) and 2-methyl-2-
 propanethiol (8.4 mL, 75 mmol) in DMF (45 mL) was added potassium carbonate (10.37 g,
 75 mmol). The reaction was heated to 50 °C for 3d and partitioned between EtOAc and
 water. The aqueous layer was extracted with EtOAc (2x) and the combined organics were
 washed with water (3x) and brine (1x) and concentrated to dryness to afford 2-bromo-1-[(1,1-
 10 dimethylethyl)thio]-4-nitrobenzene (19 g, 66 mmol, 98 % yield). ¹H NMR (400 MHz,
 DMSO-*d*₆) δ ppm 8.47 (d, *J*=2.3 Hz, 1 H), 8.20 (dd, *J*=8.6, 2.5 Hz, 1 H), 7.93 (d, *J*=8.6 Hz, 1
 H), 1.44 (s, 9 H)

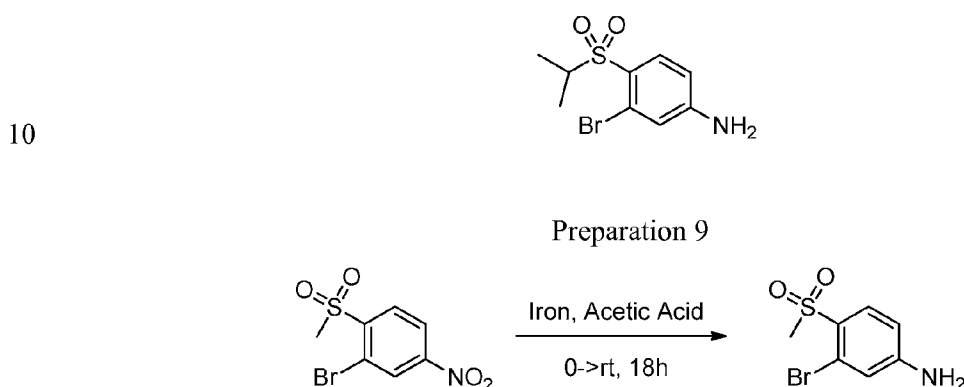
Step 2: 2-bromo-4-nitrophenyl 1,1-dimethylethyl sulfone: To a round bottom flask
 containing 2-bromo-4-nitrophenyl 1,1-dimethylethyl sulfide (15 g, 53 mmol) in MeOH (89
 15 mL) and water (89 mL) was added oxone (49 g, 80 mmol). The reaction was stirred at rt for
 18h. An additional amount of oxone (25 g), MeOH (30 mL) and water (30 mL) were added
 at that time. After 24h, additional oxone (25g) was added and the reaction was stirred at rt
 for 24h. The reaction was neutralized with 1N NaOH and DCM was added. The aqueous
 layer was extracted with DCM (1x) and the combined organic extracts were washed with
 20 brine (1x), dried over magnesium sulfate and purified via column chromatography in 2
 batches (ISCO-Rf, 120g, 0-30% EtOAc/hexane) to provide 2-bromo-4-nitrophenyl 1,1-
 dimethylethyl sulfone (9.6 g, 30 mmol, 56 % yield). ¹H NMR (400 MHz, DMSO-*d*₆) δ ppm
 8.61 (d, *J*=2.3 Hz, 1 H), 8.43 (dd, *J*=8.6, 2.3 Hz, 1 H), 8.27 (d, *J*=8.8 Hz, 1 H), 1.35 (s, 9 H)

Step 3: 3-bromo-4-(tert-butylsulfonyl)aniline: A solution of tin (II) chloride
 25 dihydrate (17 g, 73 mmol) and conc HCl (24 mL) in MeOH (49 mL) was cooled to 0 °C and
 2-bromo-1-(tert-butylsulfonyl)-4-nitrobenzene (4.7 g, 15 mmol) was added in one portion.

After 5 h, the reaction was cooled to 0 °C and carefully neutralized with 6N NaOH (~75 mL).

Ethyl acetate (350 mL) was added and the mixture was filtered in portions (white precipitate clogs the filter paper). The layers of the filtrate were separated and the aqueous layer was extracted with EtOAc (2x). The combined organic extracts were dried over magnesium sulfate and concentrated to dryness to provide 3-bromo-4-(tert-butylsulfonyl)aniline (3.8 g, 13 mmol, 90 % yield). MS (m/z) 236, 238 (M-*t*butyl+H⁺). ¹H NMR (400 MHz, DMSO-*d*₆) δ ppm 7.57 (d, *J*=8.8 Hz, 1 H), 6.93 (d, *J*=2.3 Hz, 1 H), 6.64 (dd, *J*=8.8, 2.3 Hz, 1 H), 6.41 (s, 2 H), 1.25 (s, 9 H)

The following intermediate was synthesized by an analogous method:

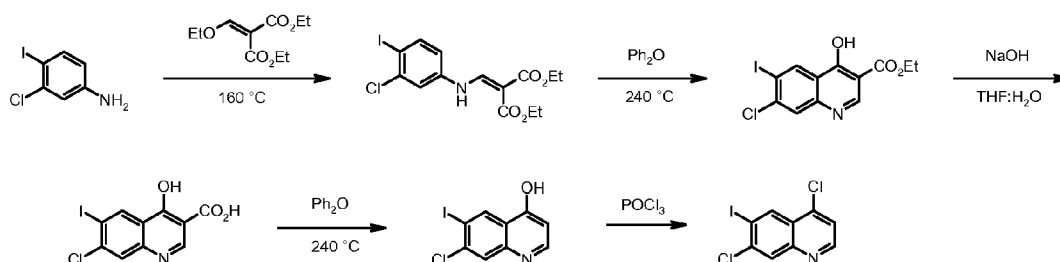


15 3-bromo-4-(methylsulfonyl)aniline: To a suspension of 2-bromo-1-(methylsulfonyl)-4-nitrobenzene (18.6 g, 66.4 mmol) in acetic acid (221 mL) was added iron (11.13 g, 199 mmol) portionwise at 0 °C. The reaction was slowly warmed to room temperature overnight and then slowly poured into water (150 mL), EtOAc (600 mL), and 2N NaOH (450 mL) with stirring. Solid sodium carbonate (~300g) was slowly added to the brown solution until

20 bubbling ceased and the solution reached pH~10. The solution was transferred to a separatory funnel, the layers were separated and the aqueous layer was extracted with EtOAc (1x). The combined organic extracts were concentrated to dryness to yield 3-bromo-4-(methylsulfonyl)aniline (10.5 g, 42.0 mmol, 63.2 % yield). ¹H NMR (400 MHz, DMSO-*d*₆) δ ppm 7.66 (d, *J*=8.6 Hz, 1 H), 6.94 (d, *J*=2.0 Hz, 1 H), 6.62 (dd, *J*=8.7, 2.1 Hz, 1 H), 6.36 (s,

25 2 H), 3.19 (s, 3 H). MS (m/z) 250, 252 (M+H)

Preparation 10



Step 1: Diethyl {[3-chloro-4-iodophenyl]amino}methylidene}propanedioate: 3-chloro-4-iodoaniline (15 g, 59 mmol) was dissolved in diethyl [(ethoxy)methylidene]propanedioate (19 mL, 95 mmol) and heated to 160 °C for 4 hours under a reflux condenser. The condenser was then removed to allow EtOH to boil off. After an hour, it was cooled to rt where it solidified, was broken up, and the solid suspended in hexanes. The mixture was filtered and the cake was washed several times with hexanes to afford a gray solid (23 g, 91 %). MS (m/z) 424.0 (M+H)⁺.

Step 2: Ethyl 7-chloro-4-hydroxy-6-iodo-3-quinolinecarboxylate: To diphenyl ether (100 mL, 630 mmol) at 240 °C was added diethyl {[3-chloro-4-iodophenyl]amino}methylidene}propanedioate (18 g, 43 mmol) in portions. The reaction was heated for 5 hours before it was cooled to rt. After reaching rt, the reaction was diluted with hexanes (150 mL) and the suspension was filtered. The cake was rinsed with hexanes (2 x 100 mL) and then dried under vacuum (6.7 g, 41 %).

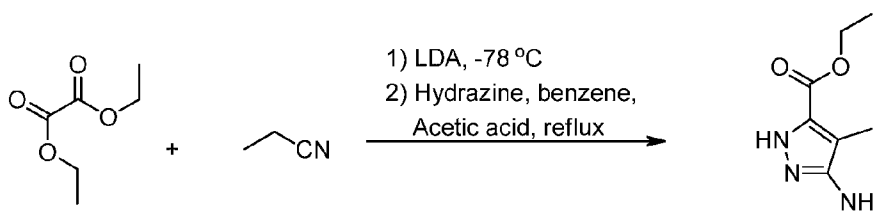
Step 3: 7-Chloro-4-hydroxy-6-iodo-3-quinolinecarboxylic acid: Ethyl 7-chloro-4-hydroxy-6-iodo-3-quinolinecarboxylate (6.7 g, 18 mmol) and NaOH (3.5 g, 89 mmol) were suspended in THF (50 mL) and water (50 mL). The reaction was then heated to 70 °C overnight. The mixture was cooled to rt where it was partially concentrated to remove THF. The aqueous solution was then acidified using conc HCl. The resulting suspension was filtered and the cake was washed with water (2 x 100 mL) and then dried under vacuum overnight to afford the desired product (6.4 g, 93 %). ¹H NMR (DMSO-d₆) δ 14.78 (s, 1H), 13.47 (s, 1H), 8.97 (s, 1H), 8.70 (s, 1H), 7.99 (s, 1H).

Step 4: 7-Chloro-6-iodo-4-quinolinol: To diphenyl ether (44 mL, 276 mmol) at 240 °C was added 7-chloro-4-hydroxy-6-iodo-3-quinolinecarboxylic acid (6.4 g, 18 mmol) portion-wise. The mixture was heated for 3 hours before it was cooled to rt overnight. The reaction was diluted with hexanes (200 mL) and sonicated. The suspension was filtered and

the cake was washed with hexanes (2 x 100 mL) and dried under vacuum to afford the desired product (4.9 g, 71 %). MS (m/z) 306.0 (M+H)⁺.

Step 5: 4,7-Dichloro-6-iodoquinoline: 7-chloro-6-iodo-4-quinolinol (4.9 g, 16 mmol) was suspended in POCl₃ (50 mL, 536 mmol) and stirred at rt for 72 hours. The mixture was then concentrated and the residue was cooled to 0 °C and carefully quenched by the addition of sat aq Na₂CO₃. The resulting suspension was filtered and the cake was rinsed with water (2 x 50 mL). After drying the material under vacuum it was dissolved in DCM and concentrated onto silica gel. The dry load was purified by flash chromatography (20 -> 50 % EtOAc in hexanes). Concentration of fractions afforded the desired product as a white solid (3.4 g, 63 %). ¹H NMR (DMSO-*d*₆) δ 8.90 (d, *J* = 4.8 Hz, 1H), 8.73 (s, 1H), 8.33 (s, 1H), 7.84 (d, *J* = 4.8 Hz, 1H); MS (m/z) 323.9 (M+H)⁺.

Preparation 11

Ethyl 3-amino-4-methyl-1*H*-pyrazole-5-carboxylate

To a stirred solution of propionitrile (1 g, 18.16 mmol) in THF (40 mL) cooled to -78 °C was added LDA in heptane/THF/ethylbenzene (10.89 mL, 21.79 mmol) dropwise. The reaction mixture was stirred for 1 hr, then added to a solution of diethyl oxalate (2.65 g, 18.16 mmol) in THF (40 mL) cooled to -78 °C. The resulting solution was stirred at -78 °C for 2 h, allowed warm to 0 °C and then quenched by addition of aqueous NH₄Cl. 3N HCl was then added to achieve pH=5. The two layers were separated and the aqueous layer was extracted with EtOAc (2 x 100 mL). The extracts were combined, washed with brine, dried over MgSO₄, filtered, and concentrated. A yellow precipitate was formed upon partial concentration and was filtered. The remaining solvent was removed to give a brown oil. The residue oil and hydrazine (1.140 mL, 36.3 mmol) were dissolved in acetic acid (3 mL) and benzene (100 mL), and were refluxed for 16 h using Dean Stark trap. 1.5 mL of water was collected. The reaction was cooled to room temperature, and the solution was decanted away from precipitate on the bottom of the flask. The solvent was removed *in vacuo*, and brine (20

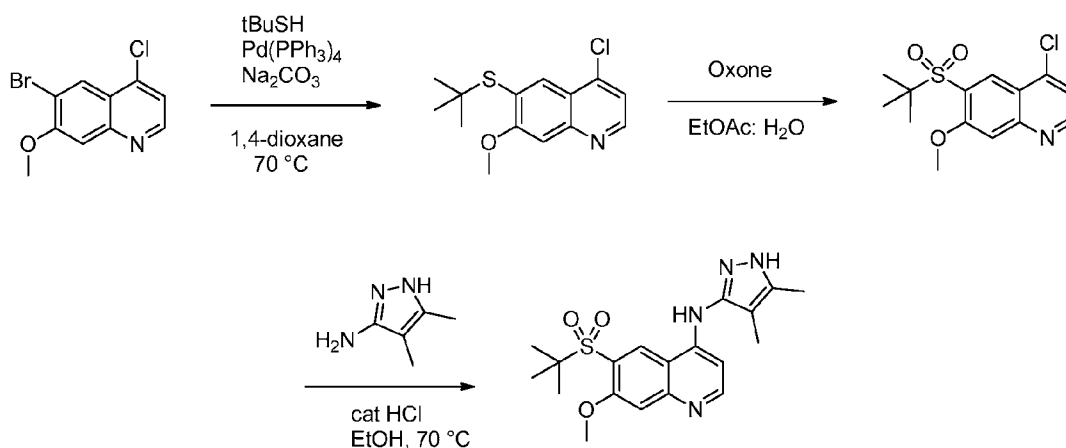
20

25

mL) was added and then extracted with EtOAc (3 x 70 mL). The combined extracts were washed with water, dried over MgSO₄, filtered, and concentrated to give a colorless oil. The precipitate from the reaction was partitioned between EtOAc and saturated sodium bicarbonate and the layers were separated. The organic layer was washed with brine, dried over MgSO₄, filtered, and combined with the oil above, and the solvent was removed *in vacuo* to give a white solid ethyl 3-amino-4-methyl-1*H*-pyrazole-5-carboxylate (1.92 g, 11.35 mmol, 62.5 % yield) as the desired product. ¹H NMR (Chloroform-*d*) δ: 4.37 (q, *J* = 7.1 Hz, 2H), 2.15 (s, 3H), 1.38 (t, *J* = 7.2 Hz, 3H); MS (m/z) 170 (M+H⁺).

10

Example 1

6-(tert-Butylsulfonyl)-N-(4,5-dimethyl-1*H*-pyrazol-3-yl)-7-methoxyquinolin-4-amine

Step 1. 6-(tert-butylthio)-4-chloro-7-methoxyquinoline: A mixture of 6-bromo-4-chloro-7-methoxyquinoline (50 g, 183 mmol), Pd(Ph₃P)₄ (5.30 g, 4.59 mmol), sodium carbonate (48.6 g, 459 mmol) and 1,4-dioxane (895 mL) was purged with nitrogen for 10 minutes. 2-methyl-2-propanethiol (tBuSH; 22.75 mL, 202 mmol) was added and the reaction was heated at 70 °C for 4 d. The reaction was cooled to rt and flushed through a silica gel plug that had been pre-wetted with EtOAc using 100% EtOAc as the eluent. The product-containing fractions were triturated with MeOH and combined to afford 6-(tert-butylthio)-4-chloro-7-methoxyquinoline (37.5 g, 128 mmol, 69.6 % yield). ¹H NMR (400 MHz, DMSO-*d*₆) δ ppm 8.79 (d, *J*=4.8 Hz, 1 H), 8.25 (s, 1 H), 7.63 (d, *J*=4.8 Hz, 1 H), 7.54 (s, 1 H), 3.99 (s, 3 H), 1.31 (s, 9 H). MS (m/z) 282.

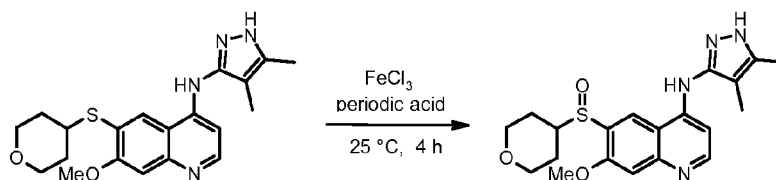
Step 2. 6-(tert-butylsulfonyl)-4-chloro-7-methoxyquinoline: To a solution of 6-(tert-

butylthio)-4-chloro-7-methoxyquinoline (18.5 g, 63.0 mmol) in EtOAc (315 mL) and water (315 mL) was added oxone (44.6 g, 72.5 mmol). The reaction was stirred at rt for 18h. The layers were separated and the aqueous layer was extracted with EtOAc (2x). The combined organic extracts were concentrated to dryness, dissolved in a minimal amount of 10%
 5 MeOH/DCM, loaded onto a Biotage 340g silica column and purified via column chromatography (Biotage SP-1, 340g, 100% EtOAc for 20min, then 0%-20% MeOH/EtOAc). The cleanest fractions were concentrated to dryness and triturated with EtOAc to provide 6-(tert-butylsulfonyl)-4-chloro-7-methoxyquinoline (15.2g). ¹H NMR (400 MHz, DMSO-*d*₆) δ ppm 8.95 (d, *J*=4.8 Hz, 1 H), 8.65 (s, 1 H), 7.71 - 7.79 (m, 2 H),
 10 4.04 (s, 3 H), 1.31 (s, 9 H). MS (m/z) 314.

Step 3. 6-(tert-butylsulfonyl)-*N*-(4,5-dimethyl-1*H*-pyrazol-3-yl)-7-methoxyquinolin-4-amine: To a solution of 6-(tert-butylsulfonyl)-4-chloro-7-methoxyquinoline (4.7 g, 14.98 mmol) and 4,5-dimethyl-1*H*-pyrazol-3-amine (1.998 g, 17.97 mmol) in EtOH (74.9 mL) was added conc. HCl (2 drops). The reaction was heated at 70 °C for 42h. The reaction was
 15 concentrated to dryness and partitioned between DCM and sat. sodium bicarbonate. The aqueous layer was extracted with DCM (1x) and the combined organic extracts were washed with brine (1x) and concentrated to dryness. The material was triturated with 1:1 acetonitrile/water (60mL) (2x) and dried in a vacuum oven overnight to afford 6-(tert-butylsulfonyl)-*N*-(4,5-dimethyl-1*H*-pyrazol-3-yl)-7-methoxyquinolin-4-amine (4.3 g, 11.07
 20 mmol, 73.9 % yield). ¹H NMR (400 MHz, DMSO-*d*₆) δ ppm 12.26 (s, 1 H), 9.32 (s, 1 H), 8.94 (s, 1 H), 8.40 (d, *J*=5.3 Hz, 1 H), 7.40 (s, 1 H), 6.41 (d, *J*=5.3 Hz, 1 H), 3.96 (s, 3 H), 2.20 (s, 3 H), 1.78 (s, 3 H), 1.24 - 1.38 (m, 9 H). MS (m/z) 389.

Example 2

25 *N*-(4,5-dimethyl-1*H*-pyrazol-3-yl)-7-(methoxy)-6-(tetrahydro-2*H*-pyran-4-ylsulfinyl)-4-quinolinamine



To a solution of iron(III)chloride (1 mg, 6 μmol) and *N*-(4,5-dimethyl-1*H*-pyrazol-3-yl)-7-(methoxy)-6-(tetrahydro-2*H*-pyran-4-ylthio)-4-quinolinamine (80 mg, 0.21 mmol) in

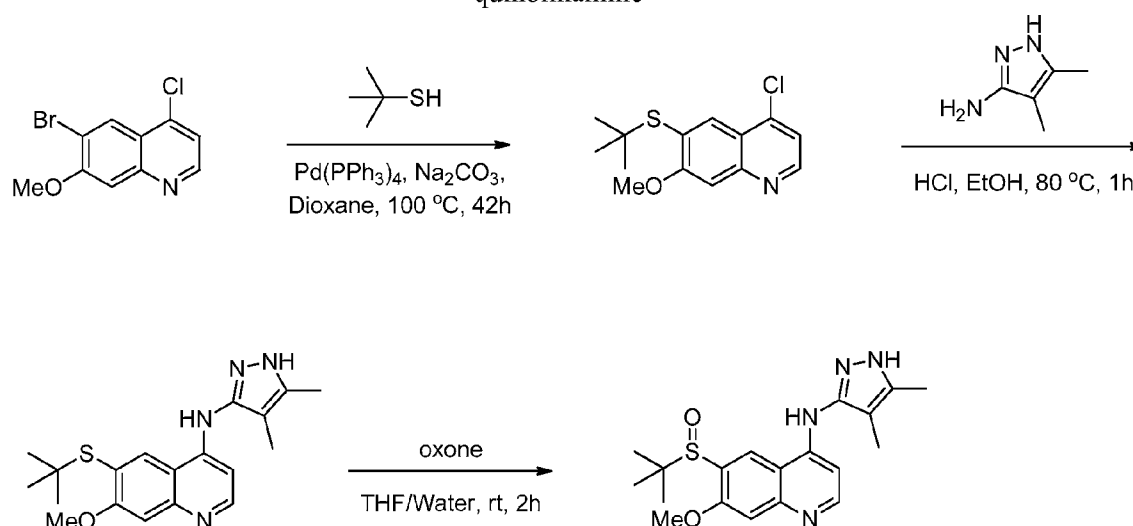
acetonitrile (1 mL) stirred for 5 minutes was added periodic acid (52 mg, 0.23 mmol). After 4 hours, the reaction was quenched with saturated aqueous Na₂S₂O₃ and extracted with DCM. The organic layer was concentrated and purified by silica gel chromatography (0% to 10% 2N NH₃/MeOH in DCM). Purified material contained some over oxidized sulfone and was

5 repurified by reverse phase HPLC to give *N*-(4,5-dimethyl-1*H*-pyrazol-3-yl)-7-(methoxy)-6-(tetrahydro-2*H*-pyran-4-ylsulfanyl)-4-quinolinamine (10 mg, 12%). ¹H NMR (DMSO-*d*₆) δ ppm 12.29 (br. s., 1H), 9.43 - 9.62 (br. s., 1H), 8.99 (s, 1H), 8.41 (d, *J* = 5.6 Hz, 1H), 7.44 (s, 1H), 6.49 (s, 1H), 4.05 (s, 3H), 3.93 (d, *J* = 11.2 Hz, 2H), 3.81 (d, *J* = 7.3 Hz, 1H), 3.20 - 3.41 (m, 2H), 2.20 (s, 3H), 1.80 (s, 3H), 1.63 - 1.73 (m, 4H). MS (*m/z*) 401 (M+H⁺).

10

Example 3

6-[(1,1-dimethylethyl)sulfinyl]-*N*-(4,5-dimethyl-1*H*-pyrazol-3-yl)-7-(methoxy)-4-quinolinamine



15

Step 1: 4-chloro-6-[(1,1-dimethylethyl)thio]-7-(methoxy)quinoline: 6-bromo-4-chloro-7-(methoxy)quinoline (700 mg, 2.6 mmol), sodium carbonate (1.1 g, 6.4 mmol), 1,4-dioxane (25.5 mL), tetrakis(triphenylphosphine)palladium(0) (300 mg, 0.26 mmol), and *t*-butylthiol (0.29 mL, 2.6 mmol) were added to microwave vial and purged with nitrogen for

20 10 min. After heating at 80 °C overnight, the reaction was only ~50% complete and additional tetrakis(triphenylphosphine)palladium(0) (150 mg) was added. The reaction was purged with nitrogen for 10 min, thiol (290 μ L) was added and the reaction heated at 100 °C overnight. The reaction was partitioned between EtOAc and a solution of aqueous sodium

thiosulfate/sodium bicarbonate (5:1, 2M). The aqueous layer was extracted with EtOAc (1x) and the combined organic extracts were dry-loaded onto silica. The crude product was purified via column chromatography (ISCO-Rf (0-100% EtOAc/hexane)) to afford 4-chloro-6-[(1,1-dimethylethyl)thio]-7-(methoxy)quinoline (260 mg, 0.91 mmol, 36 % yield). ¹H NMR (400 MHz, DMSO-*d*₆) δ ppm 8.79 (d, *J*=4.8 Hz, 1 H), 8.26 (s, 1 H), 7.63 (d, *J*=4.8 Hz, 1 H), 7.55 (s, 1 H), 3.99 (s, 3 H), 1.32 (s, 9 H). MS (m/z) 282 (M+H)

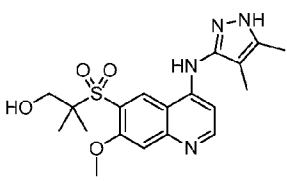
Step 2: 6-[(1,1-dimethylethyl)thio]-N-(4,5-dimethyl-1*H*-pyrazol-3-yl)-7-(methoxy)-4-quinolinamine: A mixture of 4-chloro-6-[(1,1-dimethylethyl)thio]-7-(methoxy)quinoline (250 mg, 0.89 mmol), 4,5-dimethyl-1*H*-pyrazol-3-amine (99 mg, 0.89 mmol) and EtOH (8.9 mL) was treated with 2 drops of concentrated HCl and heated at 80 °C for 1h. The reaction was concentrated to dryness, suspended in DCM and filtered to provide 6-[(1,1-dimethylethyl)thio]-N-(4,5-dimethyl-1*H*-pyrazol-3-yl)-7-(methoxy)-4-quinolinamine (175 mg, 0.45 mmol, 50 % yield) as the HCl salt. ¹H NMR (400 MHz, DMSO-*d*₆) δ ppm 14.05 (d, *J*=1.5 Hz, 1 H), 12.67 (s, 1 H), 10.68 (s, 1 H), 8.92 (s, 1 H), 8.44 (d, *J*=6.8 Hz, 1 H), 7.42 (s, 1 H), 6.66 (d, *J*=7.1 Hz, 1 H), 4.00 (s, 3 H), 2.24 (s, 3 H), 1.84 (s, 3 H), 1.30 (s, 9 H). MS (m/z) 357 (M+H)

Step 3: 6-[(1,1-dimethylethyl)sulfinyl]-N-(4,5-dimethyl-1*H*-pyrazol-3-yl)-7-(methoxy)-4-quinolinamine: A mixture of 6-[(1,1-dimethylethyl)thio]-N-(4,5-dimethyl-1*H*-pyrazol-3-yl)-7-(methoxy)-4-quinolinamine (184 mg, 0.52 mmol), THF (4.9 mL), water (246 μl) and oxone (159 mg, 0.258 mmol) was stirred at rt for 2 h. The reaction was partitioned between EtOAc and saturated sodium bicarbonate. The aqueous layer was extracted with EtOAc (1x) and the combined organics were dry-loaded onto silica gel and purified via column chromatography (ISCO-Rf, 12g, 0-20% MeOH/DCM) which provided 96 mg of desired product and 65mg of 1:1 SM/Pdt. The 65mg of 1:1 SM/Pdt was treated with THF (2 mL), water (0.2 mL) and oxone (30 mg). The reaction was stirred for 1h. Again, the reaction was partitioned between EtOAc and saturated sodium bicarbonate. The aqueous layer was extracted with EtOAc (1x) and the combined organics were combined with the 96 mg of 92% pure material, dry-loaded onto silica gel and purified via column chromatography (ISCO-Rf, 4g, 0-20% MeOH/DCM) to provide 6-[(1,1-dimethylethyl)sulfinyl]-N-(4,5-dimethyl-1*H*-pyrazol-3-yl)-7-(methoxy)-4-quinolinamine (90 mg, 0.24 mmol, 47 % yield). ¹H NMR (400 MHz, DMSO-*d*₆) δ ppm 12.21 (s, 1 H), 9.13

(s, 1 H), 8.66 (s, 1 H), 8.34 (d, $J=5.6$ Hz, 1 H), 7.32 (s, 1 H), 6.40 (d, $J=5.3$ Hz, 1 H), 3.86 - 3.98 (m, 3 H), 2.20 (s, 3 H), 1.78 (s, 3 H), 1.17 (s, 9 H). MS (m/z) 373 (M+H)

The sulfone can be generated in step three by adding a full equivalent of oxone.

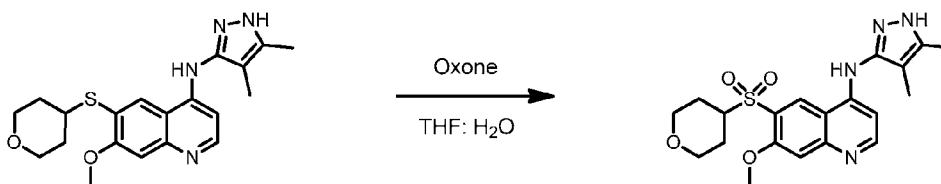
The following examples were made in an analogous manner beginning with the appropriate quinoline from the Preparations above and/or commercial sources:

Ex.	Structure	Name	MS (M+H) ⁺	NMR
4		2-((4-((4,5-dimethyl-1H-pyrazol-3-yl)amino)-7-methoxyquinolin-6-yl)sulfonyl)-2-methylpropan-1-ol	405	¹ H NMR (400 MHz, DMSO-d ₆) Shift: 12.27 (s, 1 H), 9.30 (s, 1 H), 8.91 (s, 1 H), 8.40 (d, $J=5.3$ Hz, 1 H), 7.39 (s, 1 H), 6.40 (d, $J=5.3$ Hz, 1 H), 4.88 (t, $J=6.1$ Hz, 1 H), 3.96 (s, 3 H), 3.59 (d, $J=6.1$ Hz, 2 H), 2.20 (s, 3 H), 1.79 (s, 3 H), 1.28 (s, 6 H)

Example 5

N-(4,5-dimethyl-1H-pyrazol-3-yl)-7-methoxy-6-((tetrahydro-2H-pyran-4-yl)sulfonyl)quinolin-4-amine

10



N-(4,5-dimethyl-1H-pyrazol-3-yl)-7-(methoxy)-6-((tetrahydro-2H-pyran-4-ylthio)-

4-quinolinamine (150 mg, 0.39 mmol) and oxone (240 mg, 0.39 mmol) were taken up in THF (1 mL) and water (1 mL) and stirred at room temperature. Once complete by LCMS, the reaction was concentrated, dissolved in MeOH, and purified by reverse phase HPLC.

15

Desired fractions were neutralized using a MP-carbonate resin which was filtered off and rinsed with MeOH. The filtrate was concentrated and the residue was dissolved in 2 mL of

water and MeCN each. The solution was sonicated and the resulting suspension was filtered

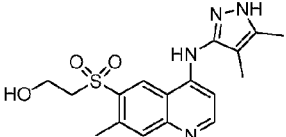
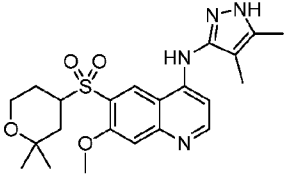
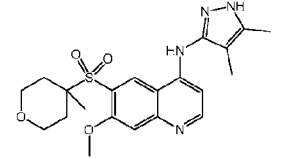
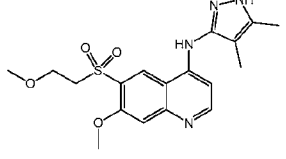
20

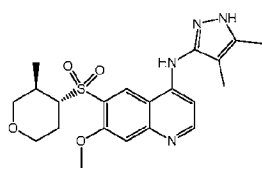
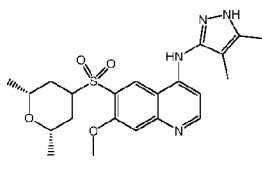
and dried under vacuum to provide the title compound (29 mg, 17 %). ¹H NMR (DMSO-*d*₆) δ 12.25 (br. s., 1H), 9.29 (br. s., 1H), 8.96 (s, 1H), 8.41 (d, $J=5.3$ Hz, 1H), 7.44 (s, 1H), 6.46 (d, $J=4.8$ Hz, 1H), 4.04 (s, 3H), 3.88 - 3.98 (m, 2H), 3.74 - 3.88 (m, 1H), 3.32 - 3.41 (m,

2H), 2.20 (s, 3H), 1.80 (s, 3H), 1.69 (m, 4H); MS (m/z) 417 (M+H⁺).

Alternatively, EtOAc or MeOH may be used as the organic component in the solvent mixture in ratios varying from 4:1 to 1:1 organic:aqueous.

The following examples were made in an analogous manner beginning with the appropriate quinoline from the Preparations above or commercial sources:

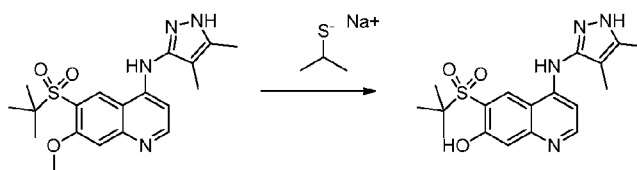
Ex.	Structure	Name	MS (M+H) ⁺	NMR
6		2-((4-((4,5-dimethyl-1H-pyrazol-3-yl)amino)-7-methylquinolin-6-yl)sulfonyl)ethanol	361	¹ H NMR (DMSO-d ₆) Shift: 12.36 (br. s., 1H), 9.62 (br. s., 1H), 9.07 (s, 1H), 8.47 (d, J = 5.8 Hz, 1H), 7.83 (s, 1H), 6.56 (d, J = 5.3 Hz, 1H), 4.86 (br. s., 1H), 3.77 (m, 2H), 3.58 (t, J = 6.1 Hz, 2H), 2.77 (s, 3H), 2.21 (s, 3H), 1.81 (s, 3H)
7		N-(4,5-dimethyl-1H-pyrazol-3-yl)-6-((2,2-dimethyltetrahydro-2H-pyran-4-yl)sulfonyl)-7-methoxyquinolin-4-amine	445	¹ H NMR (400 MHz, METHANOL-d ₄) Shift: 8.95 (s, 1 H), 8.39 (d, J=5.8 Hz, 1 H), 7.44 (s, 1 H), 6.49 (br. s., 1 H), 4.13 (s, 3 H), 4.02 - 4.09 (m, 1 H), 3.67 - 3.88 (m, 2 H), 2.30 (s, 3 H), 1.90 (s, 3 H), 1.78 - 1.86 (m, 2 H), 1.64 - 1.72 (m, 2 H), 1.24 (s, 6 H)
8		N-(4,5-Dimethyl-1H-pyrazol-3-yl)-7-methoxy-6-((4-methyltetrahydro-2H-pyran-4-yl)sulfonyl)quinolin-4-amine	431	¹ H NMR (400 MHz, DMSO-d ₆) δ 1.41 (s, 3 H) 1.42 - 1.50 (m, 2 H) 1.79 (s, 3 H) 2.09 - 2.19 (m, 2 H) 2.20 (s, 3 H) 3.41 - 3.52 (m, 2 H) 3.80 - 3.89 (m, 2 H) 3.96 (s, 3 H) 6.37 - 6.46 (m, 1 H) 7.41 (s, 1 H) 8.37 - 8.47 (m, 1 H) 8.93 (s, 1 H) 9.37 (br.s., 1 H) 12.28 (br. s, 1 H)
9		N-(4,5-Dimethyl-1H-pyrazol-3-yl)-7-methoxy-6-((2-methoxyethyl)sulfonyl)quinolin-4-amine	391	¹ H NMR (400 MHz, DMSO-d ₆) δ 1.80 (s, 3 H) 2.20 (s, 3 H) 3.09 (s, 3 H) 3.67 (t, J=5.31 Hz, 2 H) 3.74 (t, J=5.56 Hz, 2 H), 4.05 (s, 3H), 6.47 (d, J=5.31 Hz, 1 H) 7.42 (s, 1 H) 8.40 (d, J=5.56 Hz, 1 H) 8.96 (s, 1 H) 9.26 (br. s., 1 H) 12.25 (br. s., 1 H)

10		N-(4,5-Dimethyl-1H-pyrazol-3-yl)-7-methoxy-6-(((3R,4R)-3-methyltetrahydro-2H-pyran-4-yl)sulfonyl)quinolin-4-amine	431	¹ H NMR (400 MHz, METHANOL-d ₄) δ 1.25 (d, J=7.33 Hz, 3 H) 1.59 - 1.68 (m, 1 H) 1.89 (s, 3 H) 2.15 - 2.26 (m, 2 H) 2.29 (s, 3 H) 3.03 (s, 3 H) 3.38 - 3.47 (m, 1 H) 3.55 - 3.62 (m, 1 H) 3.72 - 3.80 (m, 1 H) 3.97 - 4.08 (m, 2 H) 6.48 (d, J=5.81 Hz, 1 H) 7.44 (s, 1 H) 8.39 (d, J=5.81 Hz, 1 H) 8.96 (s, 1 H)
11		N-(4,5-dimethyl-1H-pyrazol-3-yl)-6-(((2R,6S)-2,6-dimethyltetrahydro-2H-pyran-4-yl)sulfonyl)-7-methoxyquinolin-4-amine	445	¹ H NMR (500 MHz, DMSO-d ₆) δ 1.05 (d, J=6.23 Hz, 6 H) 1.50 - 1.63 (m, 2 H) 1.78 (s, 3 H) 1.98 (d, J=14.62 Hz, 2 H) 2.19 (s, 3 H) 3.89 - 3.95 (m, 1 H) 3.96 - 4.06 (m, 5 H) 6.42 (br. s., 1 H) 7.43 (s, 1 H) 8.41 (br. s., 1 H) 8.99 (s, 1 H) 9.33 (br. s., 1 H) 12.26 (br. s., 1 H)

Example 12

6-(tert-butylsulfonyl)-4-((4,5-dimethyl-1H-pyrazol-3-yl)amino)quinolin-7-ol

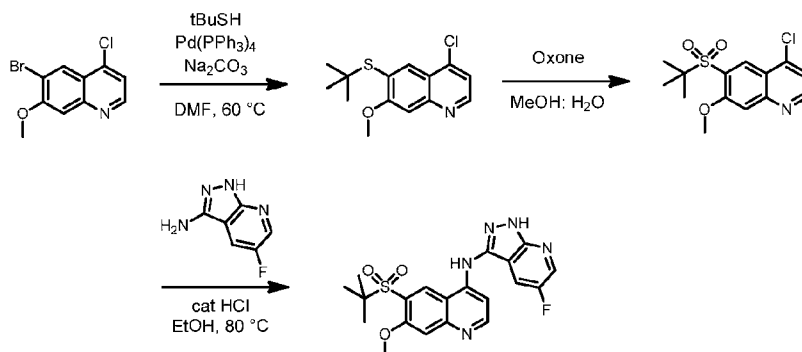
5



A solution of 6-(tert-butylsulfonyl)-N-(4,5-dimethyl-1H-pyrazol-3-yl)-7-methoxyquinolin-4-amine (170 mg, 0.44 mmol) and sodium propane-2-thiolate (260 mg, 2.6 mmol) was heated at 150 °C in DMF for 3 h. The residue was purified by reverse phase chromatography (6% to 75% 0.1% TFA in MeCN in 0.1% TFA in water; 5um 30x150 mm Waters Sunfire column). The fractions were collected and concentrated to an oil. The crude mixture was purified with preparatory TLC (elution with 10% NH₄OH in *i*PrOH). The desired spot was scraped off, the product dissolved in MeOH, filtered and the product was isolated as a yellow solid 6-(tert-butylsulfonyl)-4-((4,5-dimethyl-1H-pyrazol-3-yl)amino)quinolin-7-ol (23 mg, 14% yield) by evaporation of the solvent. ¹H NMR (400 MHz, methanol-*d*₄) δ = 8.86 (s, 1 H), 8.04 (d, J = 6.6 Hz, 1 H), 6.96 (s, 1 H), 6.27 (d, J = 6.6 Hz, 1 H), 2.30 (s, 3 H), 1.44 (s, 9 H), 1.93 (s, 3 H). MS (m/z) 375 (M+H⁺).

Example 13

6-(tert-butylsulfonyl)-N-(5-fluoro-1H-pyrazolo[3,4-b]pyridin-3-yl)-7-methoxyquinolin-4-amine



5 Step 1: 4-chloro-6-[(1,1-dimethylethyl)thio]-7-(methoxy)quinoline:

Method A: 6-bromo-4-chloro-7-(methoxy)quinoline (1.87 g, 5.42 mmol), sodium carbonate (1.44 g, 13.55 mmol), and Pd(PPh₃)₄ (0.31 g, 0.27 mmol) in DMF (30 mL) were deoxygenated for 10 minutes in a sealed tube. 2-methyl-2-propanethiol (0.62 mL, 5.42 mmol) was added. The mixture was heated to 60 °C overnight. The reaction mixture was

10 partitioned between EtOAc and a saturated solution of sodium thiosulfate and sodium bicarbonate (v/v 5:1). The aqueous layer was extracted with EtOAc twice and the combined EtOAc layers were washed with brine, dried over sodium sulfate, filtered, and concentrated. The residue was purified by flash chromatography (0-35% EtOAc/Hexane) to yield the title compound (1.51 g, 85 %). MS (m/z) 282 (M+H)⁺. Alternatively, this reaction can be run

15 using NaHCO₃ as the base or using 1,4-dioxane as the solvent. Reaction temperatures vary from 50°C to 100°C based on the substrate.

Method B: Alternatively, coupling reactions may be performed as follows: To a solution of quinoline (1 eq) in dioxane (0.1 M) was added (oxydibenzene-2,1-diyl)bis(diphenylphosphane) (0.1 eq), tris(dibenzylideneacetone)dipalladium(0) (0.1 eq),

20 potassium *tert*-butoxide (1.25 eq), thiol (1.2 eq), and triethylamine (3 eq). The flask was purged with nitrogen, and heated under nitrogen for 3 h at 90 °C before pouring into EtOAc. The organic layer was washed with saturated sodium bicarbonate. The aqueous layer was washed with 25% EtOH in methylene chloride, then methylene chloride. The organics were combined, dried over MgSO₄ and concentrated to a brown oil. The residue was purified via

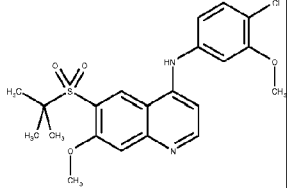
25 Isco CombiFlash.

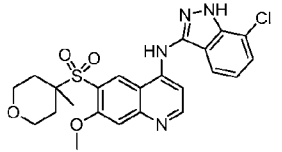
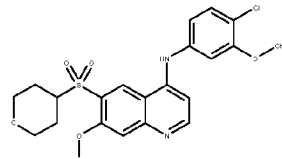
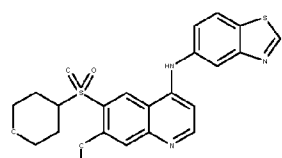
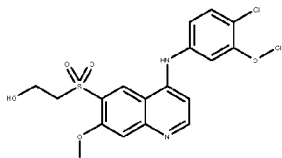
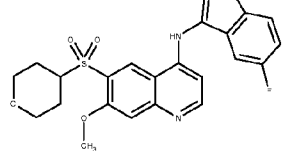
Step 2: 4-chloro-6-[(1,1-dimethylethyl)sulfonyl]-7-(methoxy)quinoline: 4-Chloro-6-[(1,1-dimethylethyl)thio]-7-(methoxy)quinoline (1.03 g, 3.66 mmol) and oxone (3.37 g, 5.48 mmol) in MeOH (10 mL) and water (10 mL) were stirred at rt. Once the reaction was complete it was filtered, and the cake was washed with MeOH. The filtrate was concentrated, dissolved in EtOAc, dried over sodium sulfate, then filtered and concentrated. The residue was purified via flash chromatography (0-50% EtOAc/Hexane) to yield the title compound (0.46 g, 39 % yield). MS (m/z) 314 (M+H)⁺. Alternatively this reaction can be done using a THF:Water or EtOAc:Water solvent system (4:1, 2:1, or 1:1).

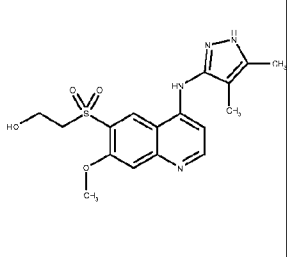
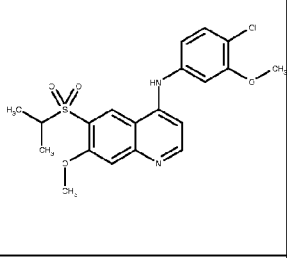
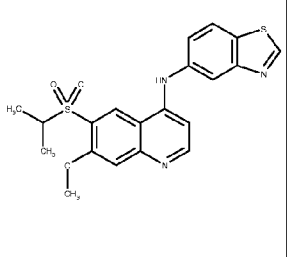
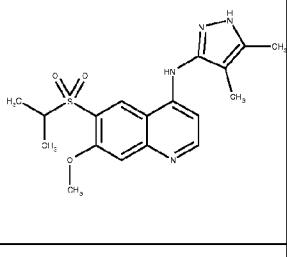
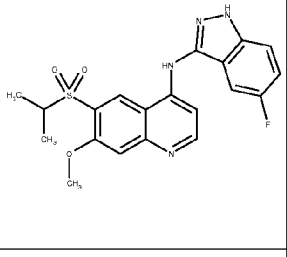
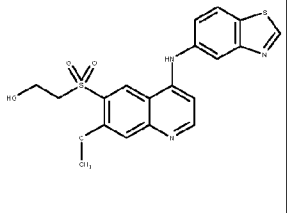
Step 3: 6-(tert-butylsulfonyl)-N-(5-fluoro-1*H*-pyrazolo[3,4-*b*]pyridin-3-yl)-7-methoxyquinolin-4-amine: 4-Chloro-6-[(1,1-dimethylethyl)sulfonyl]-7-(methoxy)quinoline (200 mg, 0.64 mmol), 5-fluoro-1*H*-pyrazolo[3,4-*b*]pyridin-3-amine (97 mg, 0.64 mmol), and EtOH (1.5 mL) were combined along with 2 drops of concentrated HCl and heated to 80 °C overnight. The mixture was diluted with MeOH:Et₂O and filtered. The cake was rinsed with Et₂O. The collected solid was then dissolved in MeOH and free based using MP-carbonate resin. The resin was filtered off and rinsed with MeOH. The filtrate was concentrated to afford the desired product as a yellow solid (93 mg, 32 %). ¹H NMR (DMSO-*d*₆) δ 13.54 (br. s., 1H), 10.01 (s, 1H), 9.05 (s, 1H), 8.62 (br. s., 1H), 8.57 (d, *J* = 5.3 Hz, 1H), 8.17 (d, *J* = 8.8 Hz, 1H), 7.50 (s, 1H), 7.28 (d, *J* = 5.3 Hz, 1H), 3.99 (s, 3H), 1.33 (s, 9H); MS (m/z) 430 (M+H)⁺.

Alternatively this reaction can be done using NMP or isopropyl alcohol as the solvent and/or by heating to 150 °C in a microwave reactor. When using NMP as solvent, the reaction mixture is injected directly onto a reverse phase HPLC for purification.

The following examples were made in an analogous manner beginning with the appropriate quinoline from the above preparations and/or commercial sources:

Ex	Structure	Name	MS (M+H) ⁺	NMR	Step 1 Method
14		N-[4-chloro-3-(methoxy)phenyl]-6-[(1,1-dimethylethyl)sulfonyl]-7-(methoxy)-4-quinolinamine	435	¹ H NMR (400 MHz, DMSO- <i>d</i> ₆) δ ppm 1.31 (s, 9H), 3.86 (s, 3H), 3.97 (s, 3H), 6.95 (d, <i>J</i> = 5.3 Hz, 1H), 6.97 (dd, <i>J</i> = 8.7 Hz, 1.9 Hz, 1H), 7.12 (d, <i>J</i> = 2.1 Hz, 1H), 7.44 (d, <i>J</i> = 8.4 Hz, 1H), 7.46 (s, 1H), 8.51 (d, <i>J</i> = 5.6 Hz, 1H), 8.88 (s, 1H), 9.54 (s, 1H).	A

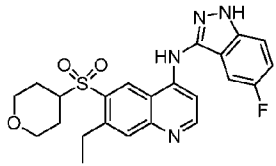
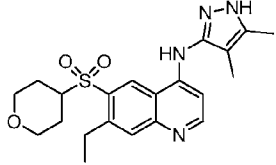
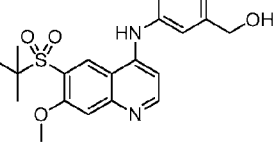
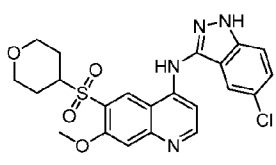
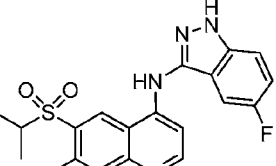
15		N-(7-Chloro-1H-indazol-3-yl)-7-methoxy-6-((4-methyltetrahydro-2H-pyran-4-yl)sulfonyl)quinolin-4-amine	487	¹ H NMR (400 MHz, DMSO-d ₆) δ 1.42 (s, 3 H) 1.49 (s, 2 H) 2.09 - 2.23 (m, 2 H) 3.47 (s, 2 H) 3.79 - 3.89 (m, 2 H) 3.99 (s, 3 H) 7.07 - 7.20 (m, 2 H) 7.47 - 7.57 (m, 2 H) 7.76 (d, J=8.08 Hz, 1 H) 8.55 (d, J=5.05 Hz, 1 H) 9.07 (s, 1 H) 10.05 (s, 1 H) 13.36 (br. s., 1 H)	B
16		N-[4-chloro-3-(methoxy)phenyl]-7-(methoxy)-6-(tetrahydro-2H-pyran-4-ylsulfonyl)-4-quinolinamine	463	¹ H NMR (400 MHz, DMSO-d ₆) δ ppm 9.56 (s, 1 H), 8.89 (s, 1 H), 8.53 (d, J=5.3 Hz, 1 H), 7.50 (s, 1 H), 7.43 (d, J=8.3 Hz, 1 H), 7.13 (d, J=2.3 Hz, 1 H), 6.95 - 7.02 (m, 2 H), 4.06 (s, 3 H), 3.93 (d, J=10.9 Hz, 2 H), 3.86 (s, 4 H), 3.36 (br. s., 2 H), 1.69 (d, 4 H)	A
17		N-1,3-benzothiazol-5-yl-7-(methoxy)-6-(tetrahydro-2H-pyran-4-ylsulfonyl)-4-quinolinamine	456	¹ H NMR (400 MHz, DMSO-d ₆) δ ppm 9.72 (s, 1 H), 9.44 (s, 1 H), 8.95 (s, 1 H), 8.51 (d, J=5.3 Hz, 1 H), 8.21 (d, J=8.6 Hz, 1 H), 8.03 (d, J=2.0 Hz, 1 H), 7.49 - 7.57 (m, 2 H), 6.94 (d, J=5.3 Hz, 1 H), 4.07 (s, 3 H), 3.94 (d, J=7.6 Hz, 2 H), 3.80 - 3.89 (m, 1 H), 3.35 - 3.41 (m, 2 H), 1.67 - 1.73 (m, 4 H)	A
18		2-([4-([4-chloro-3-(methoxy)phenyl] amino)-7-(methoxy)-6-quinolinyl] sulfonyl)ethanol	423	¹ H NMR (400 MHz, DMSO-d ₆) δ ppm 9.54 (s, 1 H), 8.87 (s, 1 H), 8.53 (d, J=5.3 Hz, 1 H), 7.48 (s, 1 H), 7.43 (d, J=8.3 Hz, 1 H), 7.13 (d, J=2.3 Hz, 1 H), 6.95 - 7.03 (m, 2 H), 4.83 (t, J=5.3 Hz, 1 H), 4.06 (s, 3 H), 3.86 (s, 3 H), 3.62 - 3.75 (m, 4 H)	A
19		N-(5-fluoro-1H-indazol-3-yl)-7-(methoxy)-6-(tetrahydro-2H-pyran-4-ylsulfonyl)-4-quinolinamine	457	¹ H NMR (400 MHz, DMSO-d ₆) δ ppm 12.91 (s, 1 H), 9.87 (s, 1 H), 9.08 (s, 1 H), 8.54 (d, J=5.3 Hz, 1 H), 7.54 - 7.65 (m, 2 H), 7.52 (s, 1 H), 7.31 (td, 1 H), 7.21 (d, J=5.3 Hz, 1 H), 4.07 (s, 3 H), 3.94 (d, J=11.1 Hz, 2 H), 3.80 - 3.89 (m, 1 H), 3.37 (d, J=5.3 Hz, 2 H), 1.65 - 1.75 (m, 4 H)	A

20		2-{[4-[(4,5-dimethyl-1H-pyrazol-3-yl)amino]-7-(methoxy)-6-quinolinyl]sulfonyl}ethanol	377	¹ H NMR (400 MHz, DMSO-d ₆) δ ppm 12.23 (s, 1 H), 9.24 (s, 1 H), 8.95 (s, 1 H), 8.40 (d, J=5.3 Hz, 1 H), 7.42 (s, 1 H), 6.47 (d, J=5.3 Hz, 1 H), 4.83 (t, J=5.4 Hz, 1 H), 4.04 (s, 3 H), 3.59 - 3.77 (m, 4 H), 2.20 (s, 3 H), 1.80 (s, 3 H)	A
21		N-[4-chloro-3-(methoxy)phenyl]-6-[(1-methylethyl)sulfonyl]-7-(methoxy)-4-quinolinamine	421	¹ H NMR (400 MHz, DMSO-d ₆) δ ppm 9.55 (s, 1 H), 8.89 (s, 1 H), 8.53 (d, J=5.6 Hz, 1 H), 7.50 (s, 1 H), 7.43 (d, J=8.6 Hz, 1 H), 7.13 (d, J=2.3 Hz, 1 H), 6.94 - 7.03 (m, 2 H), 4.05 (s, 3 H), 3.86 (s, 3 H), 3.74 - 3.83 (m, 1 H), 1.21 (d, J=6.8 Hz, 6 H)	A
22		N-1,3-benzothiazol-5-yl-6-[(1-methylethyl)sulfonyl]-7-(methoxy)-4-quinolinamine	414	¹ H NMR (400 MHz, DMSO-d ₆) δ ppm 9.71 (s, 1 H), 9.43 (s, 1 H), 8.96 (s, 1 H), 8.51 (d, J=5.3 Hz, 1 H), 8.20 (d, J=8.6 Hz, 1 H), 8.04 (d, J=2.0 Hz, 1 H), 7.46 - 7.61 (m, 2 H), 6.94 (d, J=5.3 Hz, 1 H), 4.06 (s, 3 H), 3.71 - 3.89 (m, 1 H), 1.23 (d, 6 H)	A
23		N-(4,5-dimethyl-1H-pyrazol-3-yl)-6-[(1-methylethyl)sulfonyl]-7-(methoxy)-4-quinolinamine	375	¹ H NMR (400 MHz, DMSO-d ₆) δ ppm 12.23 (s, 1 H), 9.26 (s, 1 H), 8.96 (s, 1 H), 8.40 (d, J=5.3 Hz, 1 H), 7.43 (s, 1 H), 6.47 (d, J=5.6 Hz, 1 H), 4.03 (s, 3 H), 3.72 - 3.82 (m, 1 H), 2.20 (s, 3 H), 1.80 (s, 3 H), 1.22 (d, J=6.8 Hz, 6 H)	A
24		N-(5-fluoro-1H-indazol-3-yl)-6-[(1-methylethyl)sulfonyl]-7-(methoxy)-4-quinolinamine	415	¹ H NMR (400 MHz, DMSO-d ₆) δ ppm 12.90 (s, 1 H), 9.87 (s, 1 H), 9.09 (s, 1 H), 8.54 (d, J=5.6 Hz, 1 H), 7.55 - 7.63 (m, 2 H), 7.52 (s, 1 H), 7.28 - 7.36 (m, 1 H), 7.22 (d, J=5.6 Hz, 1 H), 4.06 (s, 3 H), 3.76 - 3.85 (m, 1 H), 1.23 (d, J=6.8 Hz, 6 H)	A
25		2-{[4-(1,3-benzothiazol-5-ylamino)-7-(methoxy)-6-quinolinyl]sulfonyl}ethanol	416	¹ H NMR (400 MHz, DMSO-d ₆) δ ppm 9.70 (br. s., 1 H), 9.43 (s, 1 H), 8.94 (s, 1 H), 8.50 (br. s., 1 H), 8.19 (br. s., 1 H), 8.03 (br. s., 1 H), 7.48 (br. s., 2 H), 6.94 (br. s., 1 H), 4.86 (br. s., 1 H), 4.06 (s, 3 H), 3.61 - 3.78 (m, 4 H)	A

26		6-(isopropylsulfonyl)-7-methoxy-N-(4-methyl-5-(trifluoromethyl)-1H-pyrazol-3-yl)quinolin-4-amine	429	¹ H NMR (400 MHz, DMSO-d ₆) δ 13.65 (br. s., 1H), 9.41 - 9.80 (m, 1H), 8.85 - 9.10 (m, 1H), 8.34 - 8.61 (m, 1H), 7.37 - 7.68 (m, 1H), 6.24 (br. s., 1H), 4.05 (s, 3H), 3.81 (m, 1H), 1.87 - 2.05 (m, 3H), 1.22 (d, J = 6.82 Hz, 6H)	A
27		6-(tert-butylsulfonyl)-7-methoxy-N-(4-methyl-5-(trifluoromethyl)-1H-pyrazol-3-yl)quinolin-4-amine	443	¹ H NMR (400 MHz, DMSO-d ₆) δ 13.97 (br. s., 1H), 9.00 - 9.24 (m, 1H), 8.37 - 8.62 (m, 1H), 7.51 - 7.65 (m, 1H), 6.42 (br. s., 1H), 4.03 (s, 3H), 1.99 (s, 3H), 1.34 (s, 9H)	A
28		6-(tert-butylsulfonyl)-N-(4,5-dimethyl-1H-pyrazol-3-yl)-7-ethoxyquinolin-4-amine	403	¹ H NMR (CDCl ₃) δ 11.53 (br. s., 1H), 10.71 (br. s., 1H), 9.06 (s, 1H), 8.35 (d, J = 6.8 Hz, 1H), 8.15 (s, 1H), 6.50 (d, J = 6.8 Hz, 1H), 4.44 (q, J = 7.1 Hz, 2H), 2.35 (s, 3H), 1.83 (s, 3H), 1.57 (t, J = 7.1 Hz, 3H), 1.42 (s, 9H)	B
29		6-(tert-butylsulfonyl)-7-ethoxy-N-(5-fluoro-1H-indazol-3-yl)quinolin-4-amine	443	¹ H NMR (400 MHz, methanol-d ₄) δ 9.03 (s, 1H), 8.46 (d, J = 5.7 Hz, 1H), 7.58 (td, J = 9.1, 2.4 Hz, 1H), 7.46 (s, 1H), 7.38 (dd, J = 9.1, 2.4 Hz, 1H), 7.29 (td, J = 9.1, 2.4 Hz, 1H), 6.98 (d, J = 5.7 Hz, 1H), 4.28 (q, J = 7.0 Hz, 2H), 1.58 (t, J = 7.0 Hz, 3H), 1.46 (s, 9H)	B
30		7-chloro-N-(4,5-dimethyl-1H-pyrazol-3-yl)-6-((tetrahydro-2H-pyran-4-yl)sulfonyl)quinolin-4-amine	421	¹ H NMR (DMSO-d ₆) 12.32 (br s, 1H), 9.56 (s, 1H), 9.16 (s, 1H), 8.52 (d, J = 5.6 Hz, 1H), 8.08 (s, 1H), 6.62 (d, J = 4.0 Hz, 1H), 3.81 - 4.01 (m, 2H), 3.71 - 3.83 (m, 1H), 3.35 - 3.42 (m, 2H), 2.21 (s, 3H), 1.80 (s, 3H), 1.65 - 1.78 (m, 4H).	A
31		N-(4,5-dimethyl-1H-pyrazol-3-yl)-7-methyl-6-((tetrahydro-2H-pyran-4-yl)sulfonyl)quinolin-4-amine	401	¹ H NMR (DMSO-d ₆) 12.52 (br s, 1H), 9.15 (s, 1H), 8.52 (d, J = 6.3 Hz, 1H), 7.89 (s, 1H), 6.68 (d, J = 6.3 Hz, 1H), 3.93 (m, 2H), 3.63 - 3.77 (m, 1H), 3.26 - 3.43 (m, 2H), 2.82 (s, 3H), 2.23 (s, 3H), 1.83 (s, 3H), 1.65 - 1.78 (m, 4H).	A

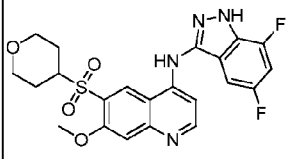
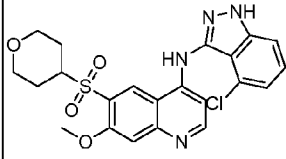
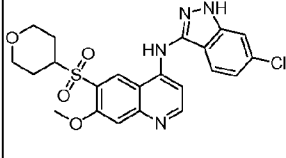
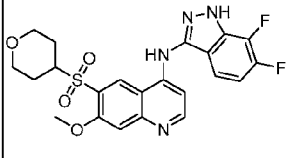
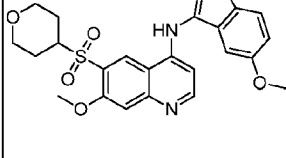
32		7-chloro-N-(5-fluoro-1 <i>H</i> -indazol-3-yl)-6-((tetrahydro-2 <i>H</i> -pyran-4-yl)sulfonyl)quinolin-4-amine	461	¹ H NMR (DMSO- <i>d</i> ₆) 9.28 (s, 1H), 8.56 (s, 1H), 8.03 - 8.14 (m, 1H), 7.50 - 7.61 (m, 2H), 7.26 - 7.36 (m, 2H), 3.87 - 4.00 (m, 3H), 3.35 - 3.43 (m, 2H), 1.70 - 1.81 (m, 4H).	A
33		N-(5-fluoro-1 <i>H</i> -indazol-3-yl)-7-methyl-6-((tetrahydro-2 <i>H</i> -pyran-4-yl)sulfonyl)quinolin-4-amine	441	¹ H NMR (DMSO- <i>d</i> ₆) 13.03 (s, 1H), 9.15 (s, 1H), 8.57 (d, <i>J</i> = 5.5 Hz, 1H), 7.92 (s, 1H), 7.60 (dd, <i>J</i> = 9.0, 4.3 Hz, 1H), 7.56 (dd, <i>J</i> = 9.0, 1.8 Hz, 1H), 7.33 (td, <i>J</i> = 9.0, 2.3 Hz, 1H), 7.23 (d, <i>J</i> = 5.8 Hz, 1H), 3.93 (m, 2H), 3.69 (tt, <i>J</i> = 10.2, 5.2 Hz, 1H), 3.29 - 3.43 (m, 2H), 2.81 (s, 3H), 1.63 - 1.82 (m, 4H).	A
34		N-(5-fluoro-1 <i>H</i> -indazol-3-yl)-6-((tetrahydro-2 <i>H</i> -pyran-4-yl)sulfonyl)-7-(trifluoromethyl)quinolin-4-amine	495	¹ H NMR (DMSO- <i>d</i> ₆) 9.33 (s, 1H), 7.47 - 7.58 (m, 2H), 7.38 - 7.45 (m, 4H), 7.31 - 7.36 (m, 1H), 7.20 - 7.29 (m, 1H), 3.88 - 3.99 (m, 2H), 3.51 - 3.64 (m, 1H), 3.26 - 3.32 (m, 2H), 1.69 - 1.84 (m, 4H).	A
35		6-(tert-butylsulfonyl)-N-(5-fluoro-1 <i>H</i> -indazol-3-yl)-7-(trifluoromethyl)quinolin-4-amine	467	¹ H NMR (DMSO- <i>d</i> ₆) 13.43 (s, 1H), 9.50 (s, 1H), 8.78 (d, <i>J</i> = 6.3 Hz, 1H), 8.58 (s, 1H), 7.69 (dd, <i>J</i> = 9.2, 4.1 Hz, 1H), 7.51 (dd, <i>J</i> = 8.9, 1.9 Hz, 1H), 7.39 (td, <i>J</i> = 9.1, 2.4 Hz, 1H), 7.28 (d, <i>J</i> = 6.5 Hz, 1H), 1.38 (s, 9H).	A
36		6-(tert-butylsulfonyl)-N-(4,5-dimethyl-1 <i>H</i> -pyrazol-3-yl)-7-methylquinolin-4-amine	373	¹ H NMR (DMSO- <i>d</i> ₆) 12.27 (br s, 1H), 9.37 (br s, 1H), 8.98 (s, 1H), 8.46 (d, <i>J</i> = 5.1 Hz, 1H), 7.81 (s, 1H), 6.49 (d, <i>J</i> = 5.1 Hz, 1H), 2.75 (s, 3H), 2.20 (s, 3H), 1.78 (s, 3H), 1.32 (s, 9H).	A
397		6-(tert-butylsulfonyl)-N-(5-fluoro-1 <i>H</i> -indazol-3-yl)-7-methylquinolin-4-amine	413	¹ H NMR (DMSO- <i>d</i> ₆) 13.00 (s, 1H), 9.96 (s, 1H), 9.12 (s, 1H), 8.57 (d, <i>J</i> = 5.3 Hz, 1H), 7.90 (s, 1H), 7.60 (dd, <i>J</i> = 8.8, 4.0 Hz, 1H), 7.48 (dd, <i>J</i> = 9.1, 1.8 Hz, 1H), 7.32 (td, <i>J</i> = 9.1, 2.3 Hz, 1H), 7.12 (d, <i>J</i> = 5.3 Hz, 1H), 2.79 (s, 3H), 1.34 (s, 9H).	A

38		6-(tert-butylsulfonyl)-N-(5-fluoro-1H-indazol-3-yl)-7-methoxyquinolin-4-amine	429	¹ H NMR (DMSO-d ₆) 12.96 (br s, 1H), 9.91 (br s, 1H), 9.06 (s, 1H), 8.47 - 8.58 (m, 1H), 7.58 (dd, <i>J</i> = 9.0, 4.2 Hz, 1H), 7.45 - 7.54 (m, 2H), 7.31 (td, <i>J</i> = 9.0, 2.1 Hz, 1H), 7.06 (d, <i>J</i> = 5.3 Hz, 1H), 3.98 (s, 3H), 1.34 (s, 9H).	A
39		6-(tert-butylsulfonyl)-7-chloro-N-(5-fluoro-1H-indazol-3-yl)quinolin-4-amine	433	¹ H NMR (DMSO-d ₆) Shift: 9.28 (s, 1H), 8.54 (br. s., 1H), 8.05 (br. s., 1H), 7.59 (dd, <i>J</i> = 8.5, 4.0 Hz, 1H), 7.41 - 7.51 (m, 1H), 7.27 - 7.36 (m, 1H), 7.17 (d, <i>J</i> = 5.3 Hz, 1H), 1.39 (s, 9H)	A
40		6-(tert-butylsulfonyl)-7-ethyl-N-(5-fluoro-1H-indazol-3-yl)quinolin-4-amine	427	¹ H NMR (DMSO-d ₆) Shift: 12.98 (br. s., 1H), 9.12 (s, 1H), 8.54 (br. s., 1H), 7.91 (br. s., 1H), 7.59 (dd, <i>J</i> = 9.0, 4.2 Hz, 1H), 7.42 - 7.51 (m, 1H), 7.31 (td, <i>J</i> = 9.0, 2.2 Hz, 1H), 7.11 (d, <i>J</i> = 5.6 Hz, 1H), 3.19 (q, <i>J</i> = 7.3 Hz, 2H), 1.26 - 1.37 (m, 12H)	A
41		N-(5-fluoro-1H-indazol-3-yl)-6-(isopropylsulfonyl)-7-methylquinolin-4-amine	399	¹ H NMR (DMSO-d ₆) Shift: 9.51 (s, 1H), 9.06 (d, <i>J</i> = 6.1 Hz, 1H), 8.18 (s, 1H), 7.91 (d, <i>J</i> = 5.8 Hz, 1H), 7.83 - 7.90 (m, 2H), 7.49 (td, <i>J</i> = 9.1, 2.5 Hz, 1H), 3.63 (quin, <i>J</i> = 6.8 Hz, 1H), 2.85 (s, 3H), 1.21 (d, <i>J</i> = 6.8 Hz, 6H)	A
42		N-(4,5-dimethyl-1H-pyrazol-3-yl)-6-(isopropylsulfonyl)-7-methylquinolin-4-amine	359	¹ H NMR (DMSO-d ₆) Shift: 12.40 (br. s., 1H), 9.09 (s, 1H), 8.49 (d, <i>J</i> = 6.1 Hz, 1H), 7.86 (s, 1H), 6.52 - 6.68 (m, 1H), 3.59 (quin, <i>J</i> = 6.8 Hz, 1H), 2.77 (s, 3H), 2.21 (s, 3H), 1.81 (s, 3H), 1.23 (d, <i>J</i> = 6.8 Hz, 6H)	A
43		6-(tert-butylsulfonyl)-N-(4,5-dimethyl-1H-pyrazol-3-yl)-7-ethylquinolin-4-amine	387	¹ H NMR (DMSO-d ₆) Shift: 12.45 (br. s., 1H), 9.08 (s, 1H), 8.50 (d, <i>J</i> = 6.0 Hz, 1H), 7.90 (s, 1H), 6.56 (d, <i>J</i> = 5.5 Hz, 1H), 3.18 (q, <i>J</i> = 7.3 Hz, 2H), 2.22 (s, 3H), 1.80 (s, 3H), 1.22 - 1.42 (m, 12H)	A

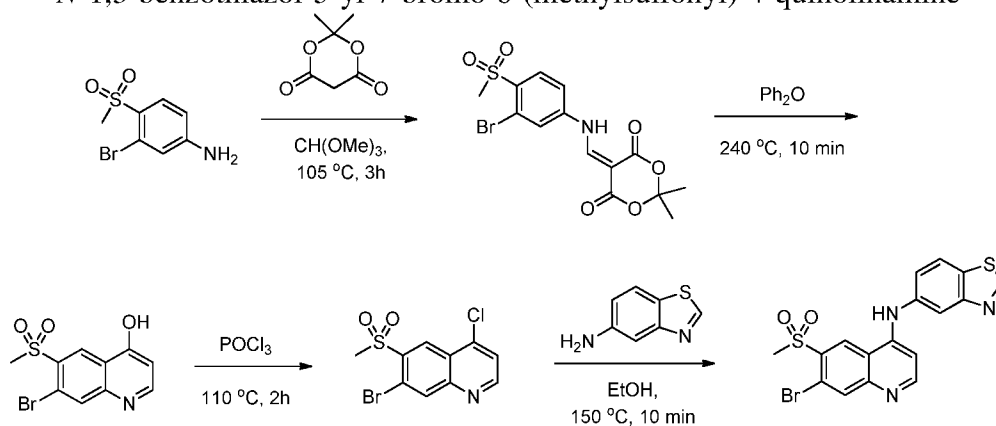
44		7-ethyl-N-(5-fluoro-1H-indazol-3-yl)-6-((tetrahydro-2H-pyran-4-yl)sulfonyl)quinolin-4-amine	455	¹ H NMR (DMSO-d ₆) Shift: 9.29 (s, 1H), 8.63 (d, J = 6.6 Hz, 1H), 8.01 (s, 1H), 7.66 (dd, J = 9.0, 4.2 Hz, 1H), 7.56 (dd, J = 9.0, 2.0 Hz, 1H), 7.37 (td, J = 9.0, 2.2 Hz, 1H), 7.19 (d, J = 6.6 Hz, 1H), 3.89 - 3.99 (m, 2H), 3.64 - 3.77 (m, 1H), 3.30 - 3.40 (m, 2H), 3.24 (q, J = 7.2 Hz, 2H), 1.65 - 1.79 (m, 4H), 1.37 (t, 3H)	A
45		N-(4,5-dimethyl-1H-pyrazol-3-yl)-7-ethyl-6-((tetrahydro-2H-pyran-4-yl)sulfonyl)quinolin-4-amine	415	¹ H NMR (DMSO-d ₆) Shift: 12.29 (br. s., 1H), 9.35 (br. s., 1H), 8.99 (s, 1H), 8.48 (d, J = 5.3 Hz, 1H), 7.87 (s, 1H), 6.53 (d, J = 4.5 Hz, 1H), 3.86 - 4.01 (m, 2H), 3.54 - 3.68 (m, 1H), 3.28 - 3.34 (m, 2H), 3.15 (q, J = 7.3 Hz, 2H), 2.21 (s, 3H), 1.80 (s, 3H), 1.65 - 1.76 (m, 4H), 1.34 (t, 3H)	A
46		(3-((6-(tert-butylsulfonyl)-7-methoxyquinolin-4-yl)amino)-4-methylphenyl) methanol	415	¹ H NMR (DMSO-d ₆) Shift: 9.38 (s, 1H), 8.95 (s, 1H), 8.37 (d, J = 5.3 Hz, 1H), 7.42 (s, 1H), 7.33 (d, J = 8.1 Hz, 1H), 7.18 - 7.23 (m, 2H), 6.00 (d, J = 5.6 Hz, 1H), 5.20 (t, J = 5.7 Hz, 1H), 4.50 (d, J = 5.6 Hz, 2H), 3.96 (s, 3H), 2.13 (s, 3H), 1.32 (s, 9H)	A
47		N-(5-chloro-1H-indazol-3-yl)-7-methoxy-6-((tetrahydro-2H-pyran-4-yl)sulfonyl)quinolin-4-amine	473	¹ H NMR (400 MHz, DMSO-d ₆) Shift: 13.04 (s, 1H), 9.14 (s, 1H), 8.56 (d, J = 5.56 Hz, 1H), 7.99 (d, J = 1.52 Hz, 1H), 7.59 (d, J = 8.84 Hz, 1H), 7.52 (s, 1H), 7.44 (d, J = 1.77 Hz, 1H), 7.42 (d, J = 2.02 Hz, 1H), 7.37 (d, J = 5.81 Hz, 1H), 4.09 (s, 3H), 3.92 - 3.97 (m, 2H), 3.81 - 3.90 (m, 1H), 3.30 - 3.41 (m, 2H), 1.64 - 1.79 (m, 4H)	B
48		7-ethoxy-N-(5-fluoro-1H-indazol-3-yl)-6-(isopropylsulfonyl)quinolin-4-amine	429	¹ H NMR (DMSO-d ₆) Shift: 12.86 (s, 1H), 9.86 (s, 1H), 9.05 (s, 1H), 8.49 (d, J = 5.3 Hz, 1H), 7.61 (dd, J = 11.9, 2.0 Hz, 1H), 7.53 - 7.58 (m, 1H), 7.31 (td, J = 9.1, 2.3 Hz, 1H), 7.20 (d, J = 5.6 Hz, 1H), 4.36 (q, J = 6.8 Hz, 2H), 3.83 (m, 1H), 1.45 (t, J = 6.8 Hz, 3H), 1.24 (d, J = 6.8 Hz, 6H)	B

49		N-(7-Chloro-1H-indazol-3-yl)-7-methoxy-6-((tetrahydro-2H-pyran-4-yl)sulfonyl)quinolin-4-amine	473	¹ H NMR (400 MHz, DMSO-d ₆) δ 1.67 - 1.75 (m, 4 H) 3.34 - 3.42 (m, 2 H) 3.79 - 3.89 (m, 1 H) 3.90 - 3.98 (m, 2 H) 4.07 (s, 3 H) 7.14 (t, J=7.83 Hz, 1 H) 7.29 (d, J=5.56 Hz, 1 H) 7.51 (s, 1 H) 7.53 (s, 1 H) 7.83 (d, J=8.08 Hz, 1 H) 8.56 (d, J=5.31 Hz, 1 H) 9.10 (s, 1 H) 10.02 (s, 1 H) 13.30 (s, 1 H)	B
50		6-(tert-butylsulfonyl)-N-(7-fluoro-1H-indazol-3-yl)-7-methoxyquinolin-4-amine	429	¹ H NMR (400 MHz, DMSO-d ₆) Shift: 13.47 (br. s., 1H), 10.05 (br. s., 1H), 9.07 (s, 1H), 8.43 - 8.56 (m, 1H), 7.56 (d, J = 8.08 Hz, 1H), 7.46 (br. s., 1H), 7.25 (dd, J = 7.71, 11.49 Hz, 1H), 7.01 - 7.14 (m, 2H), 3.98 (s, 3H), 1.33 (s, 9H)	A
51		6-(tert-butylsulfonyl)-N-(5,7-difluoro-1H-indazol-3-yl)-7-methoxyquinolin-4-amine	447	¹ H NMR (400 MHz, DMSO-d ₆) Shift: 13.08 - 13.89 (m, 1H), 9.96 (br. s., 1H), 9.04 (s, 1H), 8.52 (br. s., 1H), 7.47 (br. s., 1H), 7.31 - 7.43 (m, 2H), 7.07 (d, J = 4.55 Hz, 1H), 3.98 (s, 3H), 1.33 (s, 9H)	A
52		6-(tert-butylsulfonyl)-N-(6,7-difluoro-1H-indazol-3-yl)-7-methoxyquinolin-4-amine	447	¹ H NMR (400 MHz, DMSO-d ₆) Shift: 13.50 (s, 1H), 10.02 (s, 1H), 9.06 (s, 1H), 8.57 (d, J = 5.56 Hz, 1H), 7.64 (dd, J = 3.92, 8.72 Hz, 1H), 7.50 (s, 1H), 7.09 - 7.32 (m, 2H), 3.99 (s, 3H), 1.33 (s, 9H)	A
53		6-(tert-butylsulfonyl)-N-(7-chloro-1H-indazol-3-yl)-7-methoxyquinolin-4-amine	445	¹ H NMR (400 MHz, DMSO-d ₆) Shift: 13.35 (s, 1H), 10.04 (s, 1H), 9.07 (s, 1H), 8.54 (d, J = 5.31 Hz, 1H), 7.75 (d, J = 8.08 Hz, 1H), 7.41 - 7.58 (m, 2H), 7.07 - 7.20 (m, 2H), 3.99 (s, 3H), 1.33 (s, 9H)	A
54		6-(tert-butylsulfonyl)-7-methoxy-N-(5-methoxy-1H-indazol-3-yl)quinolin-4-amine	441	¹ H NMR (400 MHz, DMSO-d ₆) Shift: 12.75 (s, 1H), 9.97 (br. s., 1H), 9.07 (s, 1H), 8.47 (br. s., 1H), 7.42 - 7.50 (m, 2H), 6.99 - 7.11 (m, 2H), 6.83 (d, J = 5.56 Hz, 1H), 3.98 (s, 3H), 3.74 (s, 3H), 1.34 (s, 9H)	A

55		6-(tert-butylsulfonyl)-N-(7-fluoro-1H-indazol-3-yl)-7-methylquinolin-4-amine	413	¹ H NMR (400 MHz, DMSO-d ₆) Shift: 13.43 (s, 1H), 10.08 (s, 1H), 9.13 (s, 1H), 8.59 (d, J = 5.56 Hz, 1H), 7.91 (s, 1H), 7.55 (d, J = 8.08 Hz, 1H), 7.27 (dd, J = 7.58, 11.37 Hz, 1H), 7.17 (d, J = 5.56 Hz, 1H), 7.10 (td, J = 4.55, 7.83 Hz, 1H), 2.79 (s, 3H), 1.34 (s, 9H)	A
56		6-(tert-butylsulfonyl)-N-(5,7-difluoro-1H-indazol-3-yl)-7-methylquinolin-4-amine	431	¹ H NMR (400 MHz, DMSO-d ₆) Shift: 13.58 (br. s., 1H), 10.00 (s, 1H), 9.11 (s, 1H), 8.60 (d, J = 5.31 Hz, 1H), 7.91 (s, 1H), 7.40 (d, J = 7.83 Hz, 2H), 7.15 (d, J = 5.05 Hz, 1H), 2.79 (s, 3H), 1.34 (s, 9H)	A
57		6-(tert-butylsulfonyl)-N-(5-methoxy-1H-indazol-3-yl)-7-methylquinolin-4-amine	425	¹ H NMR (400 MHz, DMSO-d ₆) Shift: 12.78 (s, 1H), 9.96 (s, 1H), 9.13 (s, 1H), 8.53 (d, J = 5.56 Hz, 1H), 7.88 (s, 1H), 7.48 (d, J = 9.09 Hz, 1H), 7.08 (dd, J = 2.40, 8.97 Hz, 1H), 6.99 (d, J = 2.02 Hz, 1H), 6.89 (d, J = 5.56 Hz, 1H), 3.73 (s, 3H), 2.79 (s, 3H), 1.35 (s, 9H)	A
58		6-(tert-butylsulfonyl)-N-(6,7-difluoro-1H-indazol-3-yl)-7-methylquinolin-4-amine	431	¹ H NMR (400 MHz, DMSO-d ₆) Shift: 9.12 (s, 1H), 8.52 (br. s., 1H), 7.85 (br. s., 1H), 7.58 (dd, J = 3.92, 8.72 Hz, 1H), 7.27 (d, J = 5.56 Hz, 1H), 7.16 (ddd, J = 6.69, 8.91, 10.67 Hz, 1H), 2.78 (s, 3H), 1.33 (s, 9H)	A
59		6-(tert-butylsulfonyl)-N-(7-chloro-1H-indazol-3-yl)-7-methylquinolin-4-amine	429	¹ H NMR (400 MHz, DMSO-d ₆) Shift: 9.13 (s, 1H), 8.54 (br. s., 1H), 7.87 (br. s., 1H), 7.70 (d, J = 8.08 Hz, 1H), 7.50 (d, J = 7.07 Hz, 1H), 7.19 (d, J = 5.31 Hz, 1H), 7.12 (t, J = 7.83 Hz, 1H), 2.78 (s, 3H), 1.34 (s, 9H)	A
60		7-methoxy-N-(4-methyl-5-(trifluoromethyl)-1H-pyrazol-3-yl)-6-((tetrahydro-2H-pyran-4-yl)sulfonyl)quinolin-4-amine	471	¹ H NMR (400 MHz, DMSO-d ₆) Shift: 13.70 (br. s., 1H), 8.98 (br. s., 1H), 8.46 (br. s., 1H), 7.39 - 7.57 (m, 1H), 6.19 (br. s., 1H), 4.07 (s, 3H), 3.90 - 3.99 (m, 2H), 3.79 - 3.90 (m, 1H), 3.36 (m, 2H), 1.95 (s, 3H), 1.61 - 1.77 (m, 4H)	B

61		N-(5,7-difluoro-1 <i>H</i> -indazol-3-yl)-7-methoxy-6-((tetrahydro-2 <i>H</i> -pyran-4-yl)sulfonyl)quinolin-4-amine	475	¹ H NMR (400 MHz, DMSO-d ₆) Shift: 13.40 (br. s., 1H), 9.97 (br. s., 1H), 9.07 (s, 1H), 8.52 (br. s., 1H), 7.45 - 7.55 (m, 2H), 7.33 - 7.43 (m, 1H), 7.21 (d, J = 5.31 Hz, 1H), 4.07 (s, 3H), 3.89 - 4.00 (m, 2H), 3.77 - 3.89 (m, 1H), 3.28 - 3.43 (m, 2H), 1.65 - 1.76 (m, 4H)	B
62		N-(4-chloro-1 <i>H</i> -indazol-3-yl)-7-methoxy-6-((tetrahydro-2 <i>H</i> -pyran-4-yl)sulfonyl)quinolin-4-amine	473	¹ H NMR (400 MHz, DMSO-d ₆) Shift: 13.26 (br. s., 1H), 9.72 (br. s., 1H), 9.01 (s, 1H), 8.42 (br. s., 1H), 7.55 (d, J = 8.34 Hz, 1H), 7.49 (br. s., 1H), 7.38 (t, J = 7.96 Hz, 1H), 7.16 (d, J = 7.33 Hz, 1H), 6.40 (d, J = 5.05 Hz, 1H), 4.06 (s, 3H), 3.89 - 3.98 (m, 2H), 3.75 - 3.88 (m, 1H), 3.37 (d, J = 3.03 Hz, 2H), 1.63 - 1.77 (m, 4H)	B
63		N-(6-chloro-1 <i>H</i> -indazol-3-yl)-7-methoxy-6-((tetrahydro-2 <i>H</i> -pyran-4-yl)sulfonyl)quinolin-4-amine	473	¹ H NMR (400 MHz, DMSO-d ₆) Shift: 12.89 (br. s., 1H), 10.00 (br. s., 1H), 9.09 (s, 1H), 8.55 (br. s., 1H), 7.88 (d, J = 8.84 Hz, 1H), 7.59 - 7.61 (m, 1H), 7.52 (br. s., 1H), 7.35 (d, J = 4.80 Hz, 1H), 7.15 (dd, J = 1.64, 8.72 Hz, 1H), 4.07 (s, 3H), 3.90 - 3.97 (m, 2H), 3.79 - 3.88 (m, 1H), 3.33 - 3.41 (m, 2H), 1.62 - 1.75 (m, 4H)	B
64		N-(6,7-difluoro-1 <i>H</i> -indazol-3-yl)-7-methoxy-6-((tetrahydro-2 <i>H</i> -pyran-4-yl)sulfonyl)quinolin-4-amine	475	¹ H NMR (400 MHz, DMSO-d ₆) Shift: 12.79 - 13.69 (m, 1H), 9.92 (br. s., 1H), 9.08 (s, 1H), 8.55 (br. s., 1H), 7.61 - 7.75 (m, 1H), 7.45 - 7.55 (m, 1H), 7.28 - 7.39 (m, 1H), 7.05 - 7.23 (m, 1H), 4.07 (s, 3H), 3.94 (d, J = 10.86 Hz, 2H), 3.77 - 3.89 (m, 1H), 3.29 - 3.40 (m, 2H), 1.62 - 1.76 (m, 4H)	B
65		7-methoxy-N-(5-methoxy-1 <i>H</i> -indazol-3-yl)-6-((tetrahydro-2 <i>H</i> -pyran-4-yl)sulfonyl)quinolin-4-amine	469	NA	B

Example 66

N-1,3-benzothiazol-5-yl-7-bromo-6-(methylsulfonyl)-4-quinolinamine

Step 1: 5-({[3-bromo-4-(methylsulfonyl)phenyl]amino}methylidene)-2,2-dimethyl-1,3-dioxane-4,6-dione: A mixture of 2,2-dimethyl-1,3-dioxane-4,6-dione (1.7 g, 12 mmol) and trimethyl orthoformate (24 mL) was heated at reflux for 2h at which time 3-bromo-4-(methylsulfonyl)aniline (3 g, 12 mmol) was added. The reaction was stirred at 105 °C for 1 hour, cooled to room temperature and filtered. The filter cake was washed with MeOH and dried to provide 5-({[3-bromo-4-(methylsulfonyl)phenyl]amino}methylidene)-2,2-dimethyl-1,3-dioxane-4,6-dione (3.5 g, 8.66 mmol, 72.2 % yield). ¹H NMR (400 MHz, DMSO-*d*₆) δ ppm 11.31 (s, 1 H), 8.68 (s, 1 H), 8.25 (d, *J*=2.3 Hz, 1 H), 8.05 (d, *J*=8.8 Hz, 1 H), 7.85 (dd, *J*=8.8, 2.3 Hz, 1 H), 3.38 (s, 3 H), 1.69 (s, 6 H). MS (*m/z*) 404, 406 (M+H)

Step 2: 7-bromo-6-(methylsulfonyl)-4-quinolinol: To a 3-neck flask containing diphenylether (17 mL) at 240 °C was added 5-({[3-bromo-4-(methylsulfonyl)phenyl]amino}methylidene)-2,2-dimethyl-1,3-dioxane-4,6-dione (3.5 g, 8.6 mmol). After the addition was complete, the reaction was allowed to cool to rt, diluted with hexanes and filtered. The crude product was dissolved in DCM, dry loaded onto silica, and purified via column chromatography (Biotage, 0-20% MeOH, EtOAc). The desired fractions were concentrated to yield 7-bromo-6-(methylsulfonyl)-4-quinolinol (800 mg, 2.7 mmol, 31 % yield). ¹H NMR (400 MHz, DMSO-*d*₆) δ ppm 12.09 (br. s., 1 H), 8.73 (s, 1 H), 7.92 - 8.10 (m, 2 H), 6.18 (d, *J*=7.6 Hz, 1 H), 3.40 (s, 3 H). MS (*m/z*) 302, 304 (M+H)

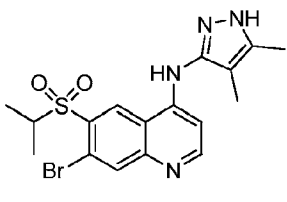
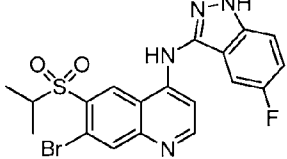
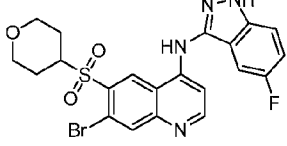
Step 3: 7-bromo-4-chloro-6-(methylsulfonyl)quinoline: A mixture of 7-bromo-6-(methylsulfonyl)-4-quinolinol (800 mg, 2.65 mmol) and phosphorus oxychloride (12.300 mL, 132 mmol) was heated at 110 °C. After 2 h, the reaction was cooled to rt and concentrated to dryness. The residue was carefully treated with saturated sodium bicarbonate solution until

all of the residual POCl₃ was neutralized. The mixture was filtered and the precipitate was dried and isolated to provide 7-bromo-4-chloro-6-(methylsulfonyl)quinoline (690 mg, 2.1 mmol, 81 % yield). ¹H NMR (400 MHz, DMSO-*d*₆) δ ppm 9.07 (d, *J*=4.8 Hz, 1 H), 8.91 (s, 1 H), 8.66 (s, 1 H), 8.02 (d, *J*=4.8 Hz, 1 H), 3.53 (s, 3 H). MS (m/z) 320, 322 (M+H)

5 Step 4: *N*-1,3-benzothiazol-5-yl-7-bromo-6-(methylsulfonyl)-4-quinolinamine: 7-bromo-4-chloro-6-(methylsulfonyl)quinoline (500 mg, 1.6 mmol), 1,3-benzothiazol-5-amine (234 mg, 1.56 mmol), and EtOH (3.1 mL) were combined and heated in the microwave at 150 °C for 10 min. The reaction was concentrated to dryness to provide *N*-1,3-benzothiazol-5-yl-7-bromo-6-(methylsulfonyl)-4-quinolinamine as the HCl salt in
10 quantitative yield. ¹H NMR (400 MHz, DMSO-*d*₆) δ ppm 11.69 (br. s., 1 H), 9.55 (s, 1 H), 9.48 (s, 1 H), 8.54 - 8.63 (m, 2 H), 8.40 (d, *J*=8.6 Hz, 1 H), 8.21 (d, *J*=2.0 Hz, 1 H), 7.61 (dd, *J*=8.6, 2.0 Hz, 1 H), 6.97 (d, *J*=6.8 Hz, 1 H), 3.54 (s, 3 H). MS (m/z) 434, 436 (M+H)

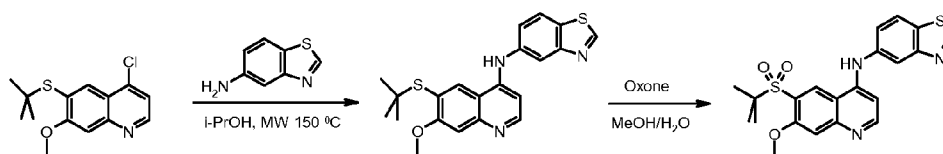
The following examples were synthesized in the same manner as the above example
15 using the appropriate quinoline from the above preparations and/or commercially available materials.

Ex.	Structure	Name	MS (M+H) ⁺	NMR
67		7-bromo-N-(4,5-dimethyl-1H-pyrazol-3-yl)-6-((tetrahydro-2H-pyran-4-yl)sulfonyl)quinolin-4-amine, 2 Trifluoroacetic acid salt	465	¹ H NMR (400 MHz, DMSO- <i>d</i> ₆) δ ppm 12.73 (br. s., 1 H), 11.43 (br. s., 1 H), 9.39 (br. s., 1 H), 8.62 (d, <i>J</i> =7.1 Hz, 1 H), 8.40 (s, 1 H), 6.85 (d, <i>J</i> =7.1 Hz, 1 H), 3.82 - 4.05 (m, 3 H), 3.23 - 3.45 (m, 2 H), 2.25 (s, 3 H), 1.86 (s, 3 H), 1.67 - 1.81 (m, 4 H)
68		7-bromo-6-(tert-butylsulfonyl)-N-(4,5-dimethyl-1H-pyrazol-3-yl)quinolin-4-amine, (2 Trifluoroacetic acid salt)	437	¹ H NMR (400 MHz, DMSO- <i>d</i> ₆) δ ppm 12.58 - 12.89 (m, 1 H), 11.50 (br. s., 1 H), 9.40 (br. s., 1 H), 8.61 (d, <i>J</i> =7.1 Hz, 1 H), 8.37 (s, 1 H), 6.80 (d, <i>J</i> =7.1 Hz, 1 H), 2.25 (s, 3 H), 1.85 (s, 3 H), 1.40 (s, 9 H)
69		7-bromo-N-(4-methyl-5-(trifluoromethyl)-1H-pyrazol-3-yl)-6-((tetrahydro-2H-pyran-4-yl)sulfonyl)quinolin-4-amine	519, 521	¹ H NMR (400 MHz, DMSO- <i>d</i> ₆) δ ppm 13.75 (br. s., 1H), 9.66 - 10.04 (m, 1H), 8.99 - 9.37 (m, 1H), 8.49 - 8.85 (m, 1H), 8.27 - 8.45 (m, 1H), 6.36 (br. s., 1H), 3.84 - 4.13 (m, 4H),

		yl)sulfonyl)quinolin-4-amine		3.22 - 3.52 (m, 1H), 1.96 (s, 3H), 1.74 (d, $J = 2.78$ Hz, 4H)
70		7-bromo-N-(4,5-dimethyl-1H-pyrazol-3-yl)-6-(isopropylsulfonyl)quinolin-4-amine	423	$^1\text{H NMR}$ (DMSO- d_6) Shift: 12.25 (br. s., 1H), 9.53 (br. s., 1H), 9.15 (br. s., 1H), 8.41 - 8.62 (m, 1H), 8.15 - 8.37 (m, 1H), 6.50 - 6.77 (m, 1H), 3.81 - 3.97 (m, 1H), 2.18 (br. s., 3H), 1.78 (br. s., 3H), 1.25 (d, $J = 6.8$ Hz, 6H)
71		7-bromo-N-(5-fluoro-1H-indazol-3-yl)-6-(isopropylsulfonyl)quinolin-4-amine	463	$^1\text{H NMR}$ (DMSO- d_6) Shift: 9.29 (s, 1H), 8.45 (s, 1H), 8.20 (br. s., 1H), 7.43 - 7.61 (m, 2H), 7.19 - 7.35 (m, 2H), 3.86 - 4.00 (m, 1H), 1.27 (d, $J = 6.8$ Hz, 6H)
72		7-bromo-N-(5-fluoro-1H-indazol-3-yl)-6-((tetrahydro-2H-pyran-4-yl)sulfonyl)quinolin-4-amine	505	NA

Example 73

N-1,3-benzothiazol-5-yl-6-[(1,1-dimethylethyl)sulfonyl]-7-(methoxy)-4-quinolinamine



Step 1. *N*-1,3-benzothiazol-5-yl-6-[(1,1-dimethylethyl)thio]-7-(methoxy)-4-quinolinamine: 4-chloro-6-[(1,1-dimethylethyl)thio]-7-(methoxy)quinoline (0.20 g, 0.66 mmol) and 1,3-benzothiazol-5-amine (0.10 g, 0.66 mmol) in isopropanol (2 mL) were irradiated by microwave at 150 °C for 15 mins. The reaction mixture was concentrated, purified via flash chromatography (0-50% EtOAc/Hexane, 0-5% MeOH/DCM) to yield *N*-1,3-benzothiazol-5-yl-6-[(1,1-dimethylethyl)thio]-7-(methoxy)-4-quinolinamine (0.26 g, 0.67 mmol, 94 % yield). $^1\text{H NMR}$ (400 MHz, DMSO- d_6) δ ppm 1.28 (s, 9H), 3.93 (s, 3H), 6.90 (d, $J = 5.3$ Hz, 1H), 7.32 (s, 1H), 7.54 (dd, $J = 8.6$ Hz, 2 Hz, 1H), 8.02 (d, $J = 2$ Hz, 1H), 8.18 (d, $J = 8.6$ Hz, 1H), 8.42 (d, $J = 5.3$ Hz, 1H), 8.60 (s, 1H), 9.27 (s, 1H), 9.42 (s, 1H). MS (m/z) 396 ($\text{M} + \text{H}^+$).

10

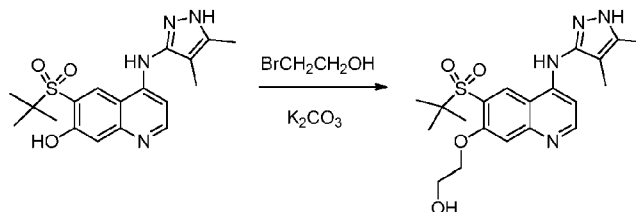
15

Step 2. *N*-1,3-benzothiazol-5-yl-6-[(1,1-dimethylethyl)sulfonyl]-7-(methoxy)-4-quinolinamine: *N*-1,3-benzothiazol-5-yl-6-[(1,1-dimethylethyl)thio]-7-(methoxy)-4-quinolinamine (0.14 g, 0.34 mmol) and oxone (0.32 g, 0.52 mmol) in MeOH (2 mL) and water (2 mL) were stirred at room temperature. The reaction mixture was filtered, and the
 5 cake was washed with MeOH. The filtrate was concentrated, dissolved in dimethyl sulfoxide, purified via reverse phase HPLC (Waters SunFire Prep C18 OBD 5 μ m, 30x100 mm column, 20-30% acetonitrile/water 0.1%TFA, 40 mL/min, 10 min) to yield the trifluoroacetic acid salt. The salt was basified with saturated sodium carbonate and extracted with EtOAc. The EtOAc layer was dried over sodium sulfate, filtered, concentrated and vacuum dried to yield
 10 *N*-1,3-benzothiazol-5-yl-6-[(1,1-dimethylethyl)sulfonyl]-7-(methoxy)-4-quinolinamine (0.040 g, 0.091 mmol, 26.6 % yield). ^1H NMR (400 MHz, DMSO-*d*) δ ppm 1.32 (s, 9H), 3.98 (s, 3H), 6.90 (d, *J*= 5.3 Hz, 1H), 7.47 (s, 1H), 7.54 (dd, *J*= 8.6 Hz, 2 Hz, 1H), 8.03 (d, *J*= 2 Hz, 1H), 8.20 (d, *J*= 8.6 Hz, 1H), 8.50 (d, *J*= 5.6 Hz, 1H), 8.94 (s, 1H), 9.43 (s, 1H), 9.69 (s, 1H). MS (*m/z*) 428 ($\text{M}+\text{H}^+$).

15

Example 74

2-((6-(tert-butylsulfonyl)-4-((4,5-dimethyl-1*H*-pyrazol-3-yl)amino)quinolin-7-yl)oxy)ethanol



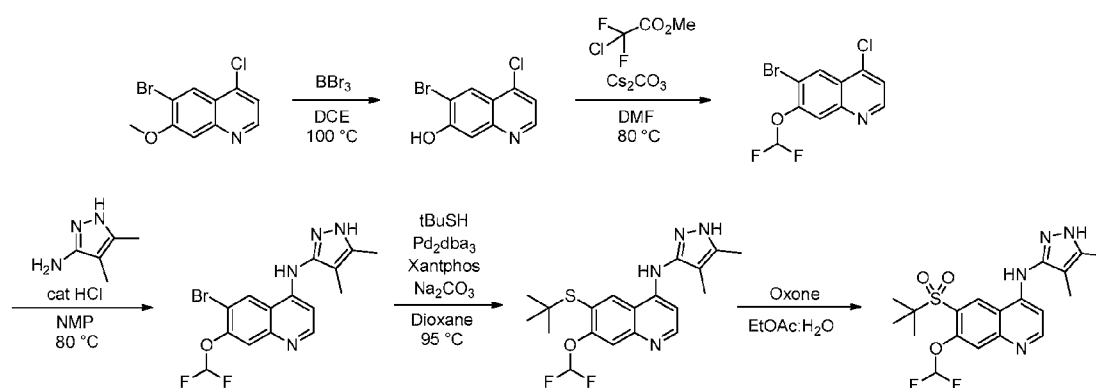
20 A suspension of 6-(tert-butylsulfonyl)-4-((4,5-dimethyl-1*H*-pyrazol-3-yl)amino)quinolin-7-ol (50.0 mg, 0.134 mmol) and potassium carbonate (55.4 mg, 0.401 mmol) in DMF (0.65 mL) was stirred 2 min before 2-bromoethanol (47.3 μ l, 0.668 mmol) was added. The reaction mixture was stirred at room temperature for 3d. The crude reaction mixture was filtered and the residue was purified via Gilson reverse phase chromatography
 25 (6% to 75% 0.1% TFA in MeCN in 0.1% TFA in water; 5 μ m 30x150 mm Waters Sunfire column). The collected fractions were evaporated to dryness to provide 2-((6-(tert-butylsulfonyl)-4-((4,5-dimethyl-1*H*-pyrazol-3-yl)amino)quinolin-7-yl)oxy)ethanol (15.6 mg, 22% yield) as a colorless oil. ^1H NMR (METHANOL-*d*₄) δ ppm 9.23 (br. s., 1H), 8.38 (d, *J* = 7.3 Hz, 1H), 7.50 (s, 1H), 6.76 (d, *J* = 7.3 Hz, 1H), 4.39 (t, *J* = 4.5 Hz, 2H), 4.04 (dd, *J* =

5.1, 4.3 Hz, 2H), 2.33 (s, 3H), 1.96 (s, 3H), 1.47 (s, 9H). MS (m/z) 418, 419 (M+H⁺).

Example 75

6-(tert-butylsulfonyl)-7-(difluoromethoxy)-N-(4,5-dimethyl-1H-pyrazol-3-yl)quinolin-4-amine

5



Step 1. 6-bromo-4-chloroquinolin-7-ol: 6-Bromo-4-chloro-7-methoxyquinoline (5 g, 18.4 mmol) was taken up in DCE (15 mL) before BBr₃ (5.20 mL, 55.0 mmol) was added dropwise. Reaction was then heated to 100 °C via microwave for 2 hours. The reaction was carefully pipetted into stirred MeOH. The suspension was then concentrated. It was then taken up in 50 mL of MeOH and filtered. The cake was rinsed with MeOH once and dried under vacuum to afford the title compound (4.82 g, 99 %). MS (m/z): 258, 260 (M+H⁺).

Step 2. 6-bromo-4-chloro-7-(difluoromethoxy)quinoline: To a DMF (15 mL) solution of 6-bromo-4-chloroquinolin-7-ol (3 g, 11.6 mmol) was added cesium carbonate (11.34 g, 34.8 mmol). After 30 min, methyl 2-chloro-2,2-difluoroacetate (2.5 mL, 23.2 mmol) was added and the reaction was heated to 80 °C overnight. It was cooled to rt and concentrated. The residue was suspended in DCM and filtered. The filtrate was concentrated. The resulting crude was purified by flash chromatography to afford the product as a light brown solid (750 mg, 20 %). MS (m/z): 308, 310 (M+H⁺).

Step 3. 6-bromo-7-(difluoromethoxy)-N-(4,5-dimethyl-1H-pyrazol-3-yl)quinolin-4-amine: 6-Bromo-4-chloro-7-(difluoromethoxy)quinoline (750 mg, 2.4 mmol) and 4,5-dimethyl-1H-pyrazol-3-amine (270 mg, 2.4 mmol) were taken up in NMP (5 mL) before 2 drops of conc HCl was added. The reaction was heated to 80 °C overnight before being concentrated. The residue was then suspended in 5 mL of DCM, sonicated, and filtered. The

solid was washed with DCM and the desired product was obtained as a yellow solid (820 mg, 84 %). MS (m/z): 383, 385 (M+H⁺).

Step 4. 6-(*tert*-butylthio)-7-(difluoromethoxy)-*N*-(4,5-dimethyl-1*H*-pyrazol-3-yl)quinolin-4-amine: To a vial was added 6-bromo-7-(difluoromethoxy)-*N*-(4,5-dimethyl-1*H*-pyrazol-3-yl)quinolin-4-amine (410 mg, 1.07 mmol), Pd₂dba₃ (98 mg, 0.11 mmol), Xantphos (61.9 mg, 0.11 mmol), and sodium carbonate (284 mg, 2.67 mmol) before
5 evacuating and backfilling the vial with nitrogen. 1,4-Dioxane (5000 μl) was then added followed by *t*-butylthiol (133 μl, 1.18 mmol). The reaction was then heated to 95 °C overnight. Additional heating in the microwave for 30 min at 120 °C allowed the reaction to
10 go to completion. The reaction mixture was purified by flash chromatography to afford the product as yellow-brown solid (430 mg, 97 %). MS (m/z): 393 (M+H⁺).

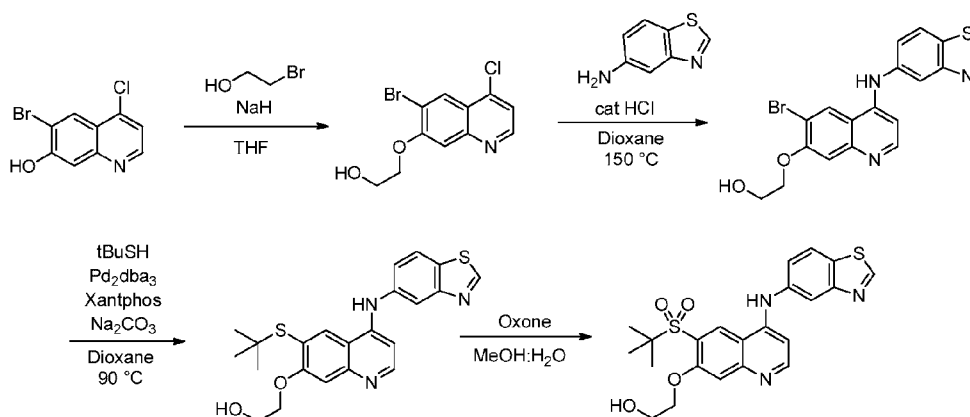
Step 5. 6-(*tert*-butylsulfonyl)-7-(difluoromethoxy)-*N*-(4,5-dimethyl-1*H*-pyrazol-3-yl)quinolin-4-amine: 6-(*tert*-Butylthio)-7-(difluoromethoxy)-*N*-(4,5-dimethyl-1*H*-pyrazol-3-yl)quinolin-4-amine (430 mg, 1.10 mmol) was taken up in EtOAc (6 mL) and water (6 mL)
15 before oxone (775 mg, 1.26 mmol) was added and the reaction was stirred at rt over the weekend. The reaction was concentrated. The residue was then dissolved in DMSO:MeOH (5 mL), filtered through a syringe filter, and purified by reverse phase HPLC. Purified material was dissolved in MeOH and free based using a MP-carbonate resin. After allowing the mixture to sit on the resin overnight, the resin was filtered off, and rinsed with MeOH.
20 The filtrate was then concentrated to afford the title product as a yellow solid (164 mg, 32 %). ¹H NMR (DMSO-d₆) δ 12.51 (br. s., 1H), 10.44 (br. s., 1H), 9.21 (s, 1H), 8.55 (d, *J* = 6.3 Hz, 1H), 7.72 (s, 1H), 7.49 (t, *J* = 73 Hz, 1H), 6.64 (d, *J* = 6.1 Hz, 1H), 2.23 (s, 3H), 1.82 (s, 3H), 1.36 (s, 9H); MS (m/z): 425 (M+H⁺).

The following examples were synthesized in the same manner as the above example.

Ex.	Structure	Name	MS (M+H) ⁺	NMR
76		7-(difluoromethoxy)- N-(4,5-dimethyl-1H- pyrazol-3-yl)-6- ((tetrahydro-2H- pyran-4- yl)sulfonyl)quinolin- 4-amine	453	¹ H NMR (DMSO-d ₆) Shift: 12.30 (br. s., 1H), 9.53 (br. s., 1H), 9.10 (s, 1H), 8.50 (d, J = 5.6 Hz, 1H), 7.68 (s, 1H), 7.56 (t, J = 72.8 Hz, 1H), 6.59 (d, J = 4.8 Hz, 1H), 3.90 - 4.00 (m, 2H), 3.62 - 3.76 (m, 1H), 3.28 - 3.40 (m, 2H), 2.21 (s, 3H), 1.80 (s, 3H), 1.66 - 1.78 (m, 4H)

Example 77

2-((4-(benzo[d]thiazol-5-ylamino)-6-(tert-butylsulfonyl)quinolin-7-yl)oxy)ethanol



5

Step 1. 2-((6-bromo-4-chloroquinolin-7-yl)oxy)ethanol: To a THF (20 mL) solution of 6-bromo-4-chloroquinolin-7-ol (1000 mg, 3.87 mmol) was added NaH (232 mg, 5.80 mmol, 60% in mineral oil) at rt. The mixture was stirred for 30 min before 2-bromoethanol (0.33 mL, 4.64 mmol) was added and the reaction was heated to 80 °C overnight. It was then cooled to rt and concentrated. The crude was purified by flash chromatography to afford the product as a yellow solid (970 mg, 83 %). MS (m/z): 302, 304 (M+H⁺).

Step 2. 2-((4-(benzo[d]thiazol-5-ylamino)-6-bromoquinolin-7-yl)oxy)ethanol: 2-((6-bromo-4-chloroquinolin-7-yl)oxy)ethanol (0.97 g, 3.21 mmol), benzo[d]thiazol-5-amine (0.58 g, 3.85 mmol), 1,4-dioxane (5 mL), and 2 drops of conc. HCl were combined and heated to 150 °C for 30 min via microwave. It was concentrated onto silica gel and purified by flash chromatography. The title compound was obtained as a yellow solid (560 mg, 40

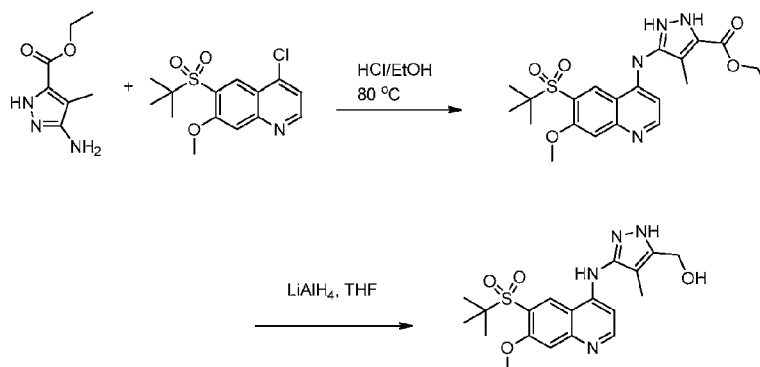
5 %). MS (m/z): 416, 418 (M+H⁺).

Step 3. 2-((4-(benzo[d]thiazol-5-ylamino)-6-(tert-butylthio)quinolin-7-yl)oxy)ethanol: To a vial was added 2-((4-(benzo[d]thiazol-5-ylamino)-6-bromoquinolin-7-yl)oxy)ethanol (100 mg, 0.24 mmol), Pd₂dba₃ (22 mg, 0.02 mmol), Xantphos (14 mg, 0.02 mmol), and sodium carbonate (64 mg, 0.60 mmol). The vial was evacuated and backfilled with nitrogen three times before 1,4-dioxane (1 mL) and then *tert*-butylthiol (30 μl, 0.26 mmol) were added. The reaction was heated to 90 °C overnight. It was cooled to rt and quenched with 2 mL of sat aq NH₄Cl. The mixture was extracted using EtOAc (3 x 5 mL) and the combined organics were dried over sodium sulfate, filtered, and concentrated. The crude was then purified by flash chromatography which afforded the product as a yellow film (90 mg, 84). MS (m/z): 426.1 (M+H⁺).

Step 4. 2-((4-(benzo[d]thiazol-5-ylamino)-6-(tert-butylsulfonyl)quinolin-7-yl)oxy)ethanol: 2-((4-(benzo[d]thiazol-5-ylamino)-6-(tert-butylthio)quinolin-7-yl)oxy)ethanol (90 mg, 0.21 mmol) was dissolved in MeOH (3 mL) before water (3 mL) and then oxone (130 mg, 0.21 mmol) were added. The reaction mixture was stirred at rt overnight. It was concentrated and the residue was taken up in 2 mL of 1:1 DMSO:MeOH, filtered through a syringe filter, and purified by reverse phase HPLC to afford the title compound (42 mg, 43 %). ¹H NMR (DMSO-d₆) δ 9.83 (br. s., 1H), 9.45 (s, 1H), 8.97 (s, 1H), 8.49 (d, *J* = 5.5 Hz, 1H), 8.22 (d, *J* = 8.8 Hz, 1H), 8.05 (d, *J* = 1.8 Hz, 1H), 7.55 (dd, *J* = 8.7, 1.6 Hz, 1H), 7.48 (s, 1H), 6.89 (d, *J* = 5.5 Hz, 1H), 4.80 (br. s., 1H), 4.25 (t, *J* = 5.0 Hz, 2H), 3.82 (d, *J* = 4.5 Hz, 2H), 1.35 (s, 9H); MS (m/z): 458 (M+H⁺).

Example 78

(3-((6-(tert-Butylsulfonyl)-7-methoxyquinolin-4-yl)amino)-4-methyl-1*H*-pyrazol-5-yl)methanol



5 Step 1: Ethyl 3-{{[6-[(1,1-dimethylethyl)sulfonyl]-7-(methoxy)-4-quinolinyl]amino}}-4-methyl-1*H*-pyrazole-5-carboxylate, Hydrochloride: 6-(tert-Butylsulfonyl)-4-chloro-7-methoxyquinoline (420 mg, 1.338 mmol) and ethyl 3-amino-4-methyl-1*H*-pyrazole-5-carboxylate (249 mg, 1.472 mmol) were dissolved in EtOH with two drops of HCl (4M in dioxane) added, and the reaction mixture was heated at 80 °C for 5 h
10 followed by then cooling to room temperature. The precipitate was filtered, washed with EtOH, and air dried to give ethyl 3-((6-(tert-butylsulfonyl)-7-methoxyquinolin-4-yl)amino)-4-methyl-1*H*-pyrazole-5-carboxylate, Hydrochloride (586 mg, 1.213 mmol, 91 % yield) as a yellow solid. ¹H NMR (DMSO-*d*₆) δ: 1.31 - 1.38 (m, 12 H) 2.13 (s, 3 H) 4.04 (s, 3 H) 4.37 (q, *J*=7.07 Hz, 2 H) 6.62 (d, *J*=6.82 Hz, 1 H) 7.71 (s, 1 H) 8.55 (d, *J*=7.07 Hz, 1 H) 9.24 (br.
15 s., 1 H) 11.33 (br. s., 1 H) 14.10 (br. s., 1 H) 14.76 (br. s., 1 H)); MS (m/z) 447 (M+H⁺).

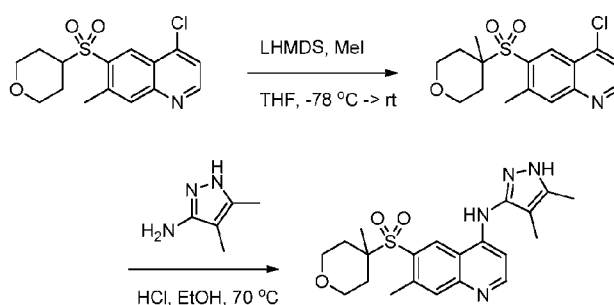
Step 2: (3-((6-(tert-Butylsulfonyl)-7-methoxyquinolin-4-yl)amino)-4-methyl-1*H*-pyrazol-5-yl)methanol: Ethyl 3-((6-(tert-butylsulfonyl)-7-methoxyquinolin-4-yl)amino)-4-methyl-1*H*-pyrazole-5-carboxylate, Hydrochloride (100 mg, 0.207 mmol) was suspended in THF (2 mL) and lithium aluminum hydride (1.0 M in THF, 0.518 mL, 0.518 mmol) was
20 added dropwise. The reaction mixture was stirred at room temperature for 4 h before quenching with water (0.1 mL), NaOH (2N, 0.1 mL), and NH₄Cl (sat'd, 0.4 mL) sequentially. The mixture was extracted with DCM (2 x 50 mL). The combined organics were dried over MgSO₄, filtered, and concentrated before and purifying on an ISCO (silica gel column, 10g) using 10-20% of (10% ammonium hydroxide in IPA) in EtOAc to afford the desired product
25 (3-((6-(tert-butylsulfonyl)-7-methoxyquinolin-4-yl)amino)-4-methyl-1*H*-pyrazol-5-

yl)methanol as off-white solid (16 mg, 0.040 mmol, 19.11 % yield). ^1H NMR (400 MHz, DMSO- d_6) δ 1.32 (s, 9 H) 1.84 (s, 3 H) 3.96 (s, 3 H) 4.48 (d, $J=5.31$ Hz, 2 H) 5.21 (t, $J=5.56$ Hz, 1 H) 6.41 (d, $J=5.56$ Hz, 1 H) 7.41 (s, 1 H) 8.41 (d, $J=5.56$ Hz, 1 H) 8.95 (s, 1 H) 9.36 (br. s., 1 H) 12.48 (br. s., 1 H); MS (m/z) 405 (M+H $^+$).

5

Example 79

N-(4,5-dimethyl-1H-pyrazol-3-yl)-7-methyl-6-((4-methyltetrahydro-2H-pyran-4-yl)sulfonyl)quinolin-4-amine



10

Step 1: 4-chloro-7-methyl-6-((tetrahydro-2H-pyran-4-yl)sulfonyl)quinoline: To an oven dried RBF was added 4-chloro-7-methyl-6-((tetrahydro-2H-pyran-4-yl)sulfonyl)quinoline (450 mg, 1.381 mmol) and THF (18 mL). The solution was cooled to -
 15 78 °C and LHMDS (4.14 mL, 4.14 mmol) was added. After 15 min, methyl iodide (0.345 mL, 5.52 mmol) was added and the reaction was allowed to warm to rt over 2h. Saturated ammonium chloride was added and the reaction was extracted with DCM (2x), washed with brine (1x) and dry-loaded onto silica gel. The crude product was purified via column chromatography (Biotage SP-1 0-15% MeOH/EtOAc, 50g column) to afford 4-chloro-7-
 20 methyl-6-((4-methyltetrahydro-2H-pyran-4-yl)sulfonyl)quinoline (125 mg, 0.305 mmol, 22.10 % yield) which was only 83% pure, but carried on as is to the next step. ^1H NMR (400 MHz, DMSO- d_6) δ ppm 9.02 (d, $J=4.5$ Hz, 1 H), 8.66 (s, 1 H), 8.20 (s, 1 H), 7.91 (d, $J=4.8$ Hz, 1 H), 3.72 - 3.86 (m, 2 H), 3.45 (td, $J=11.9, 1.8$ Hz, 2 H), 2.77 - 2.91 (m, 3 H), 1.90 - 2.11 (m, 2 H), 1.51 (d, $J=13.6$ Hz, 2 H), 1.43 (s, 3 H). MS (m/z) 340.

25

Step 2: N-(4,5-dimethyl-1H-pyrazol-3-yl)-7-methyl-6-((4-methyltetrahydro-2H-pyran-4-yl)sulfonyl)quinolin-4-amine: A mixture of 4-chloro-7-methyl-6-((4-methyltetrahydro-2H-pyran-4-yl)sulfonyl)quinoline (50 mg, 0.122 mmol) and 4,5-dimethyl-

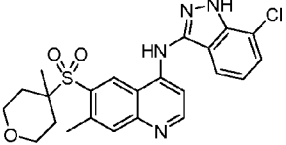
1*H*-pyrazol-3-amine (16.29 mg, 0.147 mmol) in EtOH (1221 μ l) was treated with 1 drop of conc. HCl (0.122 mmol) and heated to 70 °C for 3 d. The reaction was diluted with water and DMSO, filtered, and the filtrate was concentrated and purified via reverse phase HPLC (10-60% acetonitrile/water w/ 0.1% TFA). The product-containing fractions were

5 concentrated to dryness and the resulting oil was treated with EtOAc/hexane and concentrated to dryness to afford N-(4,5-dimethyl-1*H*-pyrazol-3-yl)-7-methyl-6-((4-methyltetrahydro-2*H*-pyran-4-yl)sulfonyl)quinolin-4-amine, 2 Trifluoroacetic acid salt (10 mg, 0.016 mmol, 12.74 % yield) as a solid. NMR: ¹H NMR (400 MHz, DMSO-*d*₆) δ ppm

14.25 (br. s., 1 H), 12.71 (br. s., 1 H), 11.28 (br. s., 1 H), 9.23 (br. s., 1 H), 8.56 (d, *J*=7.1 Hz, 1 H), 7.91 (s, 1 H), 6.74 (d, *J*=7.1 Hz, 1 H), 3.84 (dd, *J*=11.6, 4.3 Hz, 2 H), 3.44 - 3.53 (m, 2 H), 2.85 (s, 3 H), 2.25 (s, 3 H), 2.01 - 2.18 (m, 2 H), 1.85 (s, 3 H), 1.36 - 1.56 (m, 5 H). MS (m/z) 415.

The following examples were synthesized in the same manner as the above example.

Ex.	Structure	Name	MS (M+H) ⁺	NMR
80		N-(5-fluoro-1 <i>H</i> -indazol-3-yl)-7-methyl-6-((4-methyltetrahydro-2 <i>H</i> -pyran-4-yl)sulfonyl)quinolin-4-amine	455	¹ H NMR (400 MHz, DMSO- <i>d</i> ₆) Shift: 13.00 (s, 1 H), 9.97 (s, 1 H), 9.09 (s, 1 H), 8.58 (d, <i>J</i> =5.6 Hz, 1 H), 7.91 (s, 1 H), 7.60 (dd, <i>J</i> =9.2, 4.2 Hz, 1 H), 7.48 (dd, <i>J</i> =9.1, 2.0 Hz, 1 H), 7.32 (td, <i>J</i> =9.1, 2.3 Hz, 1 H), 7.11 (d, <i>J</i> =5.3 Hz, 1 H), 3.84 (dd, <i>J</i> =11.5, 4.2 Hz, 2 H), 3.39 - 3.53 (m, 2 H), 2.80 (s, 3 H), 2.12 (br. s., 2 H), 1.38 - 1.55 (m, 5 H)
81		N-(4,5-dimethyl-1 <i>H</i> -pyrazol-3-yl)-7-ethyl-6-((4-methyltetrahydro-2 <i>H</i> -pyran-4-yl)sulfonyl)quinolin-4-amine	429	¹ H NMR (400 MHz, DMSO- <i>d</i> ₆) Shift: 12.30 (s, 1 H), 9.41 (s, 1 H), 8.96 (s, 1 H), 8.47 (d, <i>J</i> =5.3 Hz, 1 H), 7.86 (s, 1 H), 6.50 (d, <i>J</i> =5.6 Hz, 1 H), 3.82 (dd, <i>J</i> =11.7, 4.4 Hz, 2 H), 3.44 (t, <i>J</i> =11.4 Hz, 2 H), 3.15 (q, <i>J</i> =7.3 Hz, 2 H), 2.21 (s, 3 H), 2.08 (td, <i>J</i> =12.7, 4.9 Hz, 2 H), 1.78 (s, 3 H), 1.38 - 1.50 (m, 5 H), 1.30 (t, <i>J</i> =7.3 Hz, 3 H)
82		7-ethyl-N-(5-fluoro-1 <i>H</i> -indazol-3-yl)-6-((4-methyltetrahydro-2 <i>H</i> -pyran-4-yl)sulfonyl)quinolin-4-amine	469	¹ H NMR (400 MHz, DMSO- <i>d</i> ₆) Shift: 13.00 (s, 1 H), 9.98 (s, 1 H), 9.09 (s, 1 H), 8.58 (d, <i>J</i> =5.6 Hz, 1 H), 7.94 (s, 1 H), 7.60 (dd, <i>J</i> =9.1, 4.0 Hz, 1 H), 7.48 (d, <i>J</i> =9.1 Hz, 1 H), 7.28 - 7.37 (m, 1 H), 7.11 (d, <i>J</i> =5.3 Hz, 1 H), 3.83 (d, <i>J</i> =12.1 Hz, 2 H), 3.39 - 3.51 (m, 2 H), 3.19 (d, <i>J</i> =7.3 Hz, 2 H), 2.08 (br. s., 2 H), 1.43 (s, 5 H), 1.32 (t, <i>J</i> =7.3 Hz, 3 H)

83		<p>N-(7-chloro-1<i>H</i>-indazol-3-yl)-7-methyl-6-((4-methyltetrahydro-2<i>H</i>-pyran-4-yl)sulfonyl)quinolin-4-amine</p>	<p>471</p> <p>¹H NMR (400 MHz, DMSO-d₆) Shift: 13.40 (br. s., 1 H), 10.13 (br. s., 1 H), 9.10 (s, 1 H), 8.60 (br. s., 1 H), 7.92 (br. s., 1 H), 7.73 (s, 1 H), 7.52 (s, 1 H), 7.08 - 7.26 (m, 2 H), 3.77 - 3.91 (m, 2 H), 3.40 - 3.53 (m, 2 H), 2.80 (s, 3 H), 2.08 - 2.17 (m, 2 H), 1.39 - 1.53 (m, 5 H)</p>
----	---	---	---

Pharmaceutical Compositions

Example A

Tablets are prepared using conventional methods and are formulated as follows:

5	Ingredient	Amount per tablet
	Compound of Example 1	5mg
	Microcrystalline cellulose	100mg
	Lactose	100mg
	Sodium starch glycollate	30mg
10	Magnesium stearate	2mg
	Total	237mg

Example B

Capsules are prepared using conventional methods and are formulated as follows:

15	Ingredient	Amount per tablet
	Compound of Example 3	15mg
	Dried starch	178mg
	Magnesium stearate	2mg
	Total	195mg

20

Biological Assay:

A fluorescent polarization based binding assay was developed to quantitate interaction of novel test compounds at the ATP binding pocket of RIPK2, by competition with a fluorescently labeled ATP competitive ligand. Full length FLAG His tagged RIPK2 was purified from a Baculovirus expression system and was used at a final assay concentration of twice the $K_{Dapparent}$. A fluorescent labeled ligand (5-([2-([3-([4-([5-

25

hydroxy-2-methylphenyl)amino]-2-pyrimidinyl}amino)phenyl]carbonyl}amino)ethyl]
amino}carbonyl)-2-(6-hydroxy-3-oxo-3*H*-xanthen-9-yl)benzoic acid, prepared as described
in WO2011/120025) was used at a final assay concentration of 5nM. Both the enzyme and
ligand were prepared in solutions in 50mM HEPES pH7.5, 150mM NaCl, 10mM MgCl₂,
5 1mM DTT, and 1mM CHAPS. Test compounds were prepared in 100% DMSO and 100nL
was dispensed to individual wells of a multiwell plate. Next, 5ul RIPK2 was added to the test
compounds at twice the final assay concentration, and incubated at rt for 10 minutes.
Following the incubation, 5ul of the fluorescent labeled ligand solution, was added to each
reaction, at twice the final assay concentration, and incubated at rt for at least 10 minutes.
10 Finally, samples were read on an instrument capable of measuring fluorescent polarization.
Test compound inhibition was expressed as percent (%) inhibition of internal assay controls.

For concentration/dose response experiments, normalized data were fit and pIC₅₀s
determined using conventional techniques. The pIC₅₀s are averaged to determine a mean
value, for a minimum of 2 experiments. .

15 As determined using the above method, the compounds of Examples 1-83 exhibited a
pIC₅₀ between 5.0 and 9.0 e.g., for example, the compounds of Example 1 and Example 74
inhibited RIP2 kinase in the above method with a mean pIC₅₀ of 8.2 and 8.6, respectively.

FLAG His tagged RIPK2 Preparation:

20 Full-length human RIPK2 (receptor-interacting serine-threonine kinase 2) cDNA was
purchased from Invitrogen (Carlsbad, California, USA, Clone ID:10H6368, RIPK2-pENTR
221). Gateway[®] LR cloning was used to site-specifically recombine RIPK2 downstream to
an N-terminal FLAG-6His contained within the destination vector pDEST8-FLAG-His6
according to the protocol described by Invitrogen. Transfection into *Spodoptera*
25 *frugiperda*(Sf9) insect cells was performed using Cellfectin[®] (Invitrogen), according to the
manufacturer's protocol.

Sf9 cells were grown in Excell 420 (SAFC Biosciences, Lenexa, Kansas, US;
Andover, Hampshire UK) growth media at 27°C, 80 rpm in shake flask until of a sufficient
volume to inoculate a bioreactor. The cells were grown in a 50 litre working volume
30 bioreactor (Applikon, Foster City, California, US; Schiedam, Netherlands) at 27°C, 30%
dissolved oxygen and an agitation rate of 60-140 rpm until the required volume was achieved
with a cell concentration of approximately 3.7xe6 cells/mL. The insect cells were infected

with Baculovirus at a multiplicity of infection (MOI) of 12.7. The cultivation was continued for a 43 hour expression phase. The infected cells were removed from the growth media by centrifugation at 2500 g using a Viafuge (Carr) continuous centrifuge at a flow rate of 80 litres/hour. The cell pellet was immediately frozen and subsequently supplied for
5 purification.

Purification Procedure I: 9.83×10^{10} Insect cells were re-suspended in 1.4 L lysis buffer (50mM Tris (pH 8.0), 150mM NaCl, 0.5mM NaF, 0.1% Triton X-100, 1mL/litre Protease Inhibitor Cocktail Set III (available from EMD Group; CalBiochem/Merck Biosciences, Gibbstown, New Jersey, US; Damstadt, Germany) and processed by dounce
10 homogenization on ice. The suspension was then clarified by centrifugation at 47,900g for 2 hours, at 4°C. The lysate was decanted from the insoluble pellet and loaded at a linear flow rate of 16 cm/h onto a 55 mL FLAG-M2 affinity column (2.6 x 10.4 cm) that had been pre-equilibrated with 10 column volumes buffer A (50mM Tris (pH 8.0), 150mM NaCl, 0.5mM NaF, 1mL/litre Protease Inhibitor Cocktail Set III). The column was then washed with 15
15 column volumes buffer A, and eluted with 6 column volumes buffer B (buffer A + 150µg/mL 3X FLAG peptide) at a linear flow rate of 57 cm/h. Fractions identified by SDS-PAGE as containing protein of interest were dialyzed to remove the 3X FLAG peptide from the preparation against 5 L of Buffer A (not containing the Protease Inhibitor Cocktail) overnight, using 10 kDa MWCO SnakeSkin Pleated Dialysis Tubing. The purification
20 process yielded 11.3 mg of total protein, with the RIPK2 present at 40% purity by gel densitometry scanning, and identity confirmed by peptide mass fingerprinting. The main contaminating proteins in the preparation were identified as lower molecular weight degraded species of RIPK2.

Purification Procedure II: 100g cells (10 liter scale fermentation) were frozen,
25 thawed, and re-suspended in 1L lysis buffer (50mM Tris HCL pH7.5, 250 mM NaCl, 0.1mM TCEP, 3ml Protease inhibitor cocktail) and lysed by high pressure homogenization at 10,000 psi once (Avestin). The suspension was then clarified by centrifugation at 35,000g for 45 minutes at 4°C. The supernatant was collected by centrifugation and incubated with 5 ml anti-FLAG-M2 resin which was pre-equilibrated with buffer A (50mM Tris HCL pH7.5, 250
30 mM NaCl, 0.1mM TCEP). After protein binding at 4 C degree for 1 hour, the resin was packed into two 25ml disposable columns. Each column was washed with 25ml buffer A and eluted with 10ml (buffer A + 200ug/ml Flag peptide). The elution pool was concentrated to

1ml and applied to a superdex 200 (16/60) sizing column. Fractions containing full length RIPK2 were collected according to SDS-PAGE analysis results. The purification process yielded 1.36mg/L 80% pure RIPK2 protein and identity was confirmed by peptide mass fingerprinting.

5

Biological *in vivo* Assay

The efficacy of RIP2 inhibitors may also be evaluated *in vivo* in rodents. Intraperitoneal (*i.p.*) or intravenous (*i.v.*) administration of L18-MDP in mice has been shown to induce an inflammatory response through activation of the NOD2 signaling pathway (Rosenweig, H. L., et al. 2008. Journal of Leukocyte Biology 84:529-536). The level of the inflammatory response in the L18-MDP treated mice/rats is monitored using conventional techniques by measuring increases in cytokine levels (IL8, TNF α , IL6 and IL-1 β) in serum and/or peritoneal lavage fluid and by measuring neutrophil influx into the peritoneal space (when L18-MDP is dosed *i.p.*). Inhibition of the L18-MDP induced inflammatory response in treated rodents may be shown by orally pre-dosing with selected compounds of this invention, then measuring and comparing cytokine levels (IL8, TNF α , IL6 and IL-1 β) in serum and/or peritoneal lavage fluid and neutrophil influx into the peritoneal space (when L18-MDP is dosed *i.p.*) using conventional techniques.

For example, rats (8 rats/dose group for each test or control compound) were orally pre-dosed with the compound of Example 1 at 0.01 to 30 mg/kg, the compound of Example 5 at 0.01 to 10 mg/kg and a compound used as a positive control (prednisolone and a reference compound, for Example 1 and Example 5, respectively), followed by dosing with L18-MDP (50 μ g/rat) 0.25 hours after pre-dosing. Combined cytokine levels (IL8, TNF α , IL6 and IL-1 β) in whole blood samples taken from the rats in this study were measured using an antibody based detection (Meso-Scale Discovery platform). The combined cytokine response was calculated as the averaged response for the 4 cytokines measured relative to the response observed in the vehicle (L18-MDP) treated mice, and is depicted in Figures 1 and 2 as the mean \pm standard error of the mean (n=8 rats /group).

Additionally, the compound of Example 23 at 0.003 to 3 mg/kg, the compound Example 31 at 0.03 to 30 mg/kg, and a reference compound used as a positive control were orally pre-dosed in rats (8 rats/dose group for each test or control compound) , followed by dosing with L18-MDP (50 μ g/rat) or vehicle 0.25 hours after pre-dosing. Cytokine levels

2012225735 11 Sep 2013

- 93 -

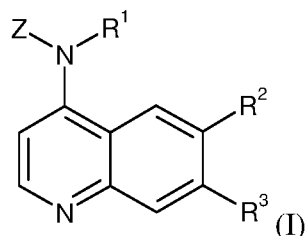
(IL8) in whole blood samples taken from the rats in this study were measured using an antibody based detection (Meso-Scale Discovery platform). The cytokine response was calculated as a percentage relative to the response observed in the vehicle treated mice, and is depicted in Figures 3 and 4 as the mean \pm standard error of the mean (n=8 rats/group).

The reference in this specification to any prior publication (or information derived from it), or to any matter which is known, is not, and should not be taken as an acknowledgment or admission or any form of suggestion that that prior publication (or information derived from it) or known matter forms part of the common general knowledge in the field of endeavour to which this specification relates.

Throughout this specification and the claims which follow, unless the context requires otherwise, the word "comprise", and variations such as "comprises" and "comprising", will be understood to imply the inclusion of a stated integer or step or group of integers or steps but not the exclusion of any other integer or step or group of integers or steps.

THE CLAIMS DEFINING THE INVENTION ARE AS FOLLOWS:

1. A compound according to Formula (I):



wherein:

R^1 is H, $-SO_2(C_1-C_4\text{alkyl})$, $-CO(C_1-C_4\text{alkyl})$, or $(C_1-C_4\text{alkyl})$;

R^2 is $-SOR^a$ or $-SO_2R^a$, wherein R^a is an optionally substituted $(C_1-C_6)\text{alkyl}$, $(C_3-C_7)\text{cycloalkyl}$, 4-7 membered heterocycloalkyl, aryl, or heteroaryl, wherein:

said $(C_1-C_6)\text{alkyl}$ is optionally substituted by one or two groups each independently selected from cyano, hydroxyl, $(C_1-C_6)\text{alkoxy}$, $(C_1-C_6)\text{alkoxy}(C_2-C_6)\text{alkoxy}$, $-CO_2H$, $-CO_2(C_1-C_4)\text{alkyl}$, $-SO_2(C_1-C_4)\text{alkyl}$, $-CONH_2$, $-CONH(C_1-C_4)\text{alkyl}$, $-CON(C_1-C_4)\text{alkyl}(C_1-C_4)\text{alkyl}$, $-SO_2NH_2$, $-SO_2NH(C_1-C_4)\text{alkyl}$, $-SO_2N(C_1-C_4)\text{alkyl}(C_1-C_4)\text{alkyl}$, amino, $(C_1-C_4)\text{alkylamino-}$, $(C_1-C_4)\text{alkyl}(C_1-C_4)\text{alkylamino-}$, $C_3-C_7\text{cycloalkyl}$, phenyl, 5-6 membered heteroaryl, 9-10 membered heteroaryl, 4-7 membered heterocycloalkyl and $(\text{phenyl})(C_1-C_4)\text{alkylamino-}$, wherein said $C_3-C_7\text{cycloalkyl}$, phenyl, $(\text{phenyl})(C_1-C_4)\text{alkylamino-}$, 5-6 membered heteroaryl, 9-10 membered heteroaryl or 4-7 membered heterocycloalkyl is optionally substituted by 1-3 groups each independently selected from halogen, $-CF_3$, $(C_1-C_4)\text{alkyl}$, hydroxy $(C_1-C_4)\text{alkyl}$ and $(C_1-C_4)\text{alkoxy}$,

said $(C_3-C_7)\text{cycloalkyl}$ or 4-7 membered heterocycloalkyl is optionally substituted by 1-3 groups each independently selected from halogen, $-CF_3$, hydroxyl, amino, $(C_1-C_4)\text{alkyl}$, phenyl $(C_1-C_4)\text{alkyl-}$, hydroxy $(C_1-C_4)\text{alkyl-}$, oxo and $(C_1-C_4)\text{alkoxy}$, and

said aryl or heteroaryl is optionally substituted by 1-3 groups each independently selected from halogen, $-CF_3$, hydroxyl, amino, $(C_1-C_4)\text{alkyl}$, phenyl $(C_1-C_4)\text{alkyl-}$, hydroxy $(C_1-C_4)\text{alkyl-}$ and $(C_1-C_4)\text{alkoxy}$,

and wherein said heteroaryl is a 5-6 membered heteroaryl or a 9-10 membered heteroaryl, and any of said 4-7 membered heterocycloalkyl contains one heteroatom selected from N, O and S, any of said 5-6 membered heteroaryl contains one heteroatom selected from N, O and S and optionally further containing one or two nitrogen atoms, and any of said 9-10

2012225735 11 Feb 2016

membered heteroaryl contains one heteroatom selected from N, O and S and optionally further containing 1, 2 or 3 nitrogen atoms;

R^3 is halogen, hydroxy, (C₁-C₄)alkyl-, (C₁-C₄)alkoxy-, halo(C₁-C₄)alkyl-, halo(C₁-C₄)alkoxy-, (C₁-C₄)alkoxy(C₁-C₆)alkyl-, halo(C₁-C₄)alkoxy(C₁-C₆)alkyl-, (C₁-C₄)alkoxy(C₂-C₆)alkoxy-, halo(C₁-C₄)alkoxy(C₂-C₆)alkoxy-, hydroxy(C₁-C₄)alkyl-, hydroxy(C₂-C₆)alkoxy-, cyano(C₁-C₄)alkyl-, cyano(C₂-C₆)alkoxy-, or (C₃-C₆)cycloalkoxy-, wherein the halo(C₁-C₄)alkyl-, halo(C₁-C₄)alkoxy-, halo(C₁-C₄)alkoxy(C₁-C₆)alkyl-, or halo(C₁-C₄)alkoxy(C₂-C₆)alkoxy- contains 2 or 3 halo atoms and wherein the (C₃-C₆)cycloalkyl moiety of the (C₃-C₆)cycloalkoxy- group, is optionally substituted by a group selected from cyano, halo, hydroxyl, (C₁-C₆)alkoxy and (C₁-C₄)alkoxy(C₂-C₆)alkoxy;

Z is phenyl or aryl(C₁-C₄)alkyl-, substituted by R^4 , R^5 , R^6 and R^7 , wherein:

R^4 is H, halogen, cyano, (C₁-C₄)alkyl, halo(C₁-C₄)alkyl, (C₁-C₄)alkoxy, phenoxy, phenyl(C₁-C₄)alkoxy, hydroxyl, hydroxy(C₁-C₄)alkyl-, or aminocarbonyl, wherein the phenyl moiety of said phenoxy or phenyl(C₁-C₄)alkoxy- is optionally substituted by 1-3 substituents each independently selected from halogen, -CF₃, (C₁-C₄)alkyl and (C₁-C₄)alkoxy; and

each of R^5 , R^6 and R^7 is independently selected from H, hydroxyl, halogen, -CF₃, hydroxy(C₁-C₄)alkyl, (C₁-C₄)alkyl and (C₁-C₄)alkoxy; or

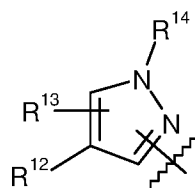
Z is phenyl substituted by R^8 , R^9 and R^{10} , wherein:

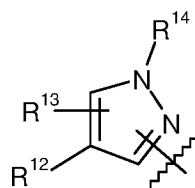
R^8 and R^9 are located on adjacent atoms and taken together with the atoms to which they are attached form a 5-membered heterocyclic group containing 1, 2 or 3 heteroatoms each independently selected from N, O and S, which 5-membered heterocyclic group is substituted by R^{11} ;

wherein one of R^{10} or R^{11} is H, halogen, cyano, (C₁-C₄)alkyl, halo(C₁-C₄)alkyl, (C₁-C₄)alkoxy, phenoxy, phenyl(C₁-C₄)alkoxy, hydroxyl, hydroxy(C₁-C₄)alkyl-, or aminocarbonyl, where the phenyl moiety of said phenoxy or phenyl(C₁-C₄)alkoxy is optionally substituted by 1-3 substituents each independently selected from halogen, -CF₃, (C₁-C₄)alkyl and (C₁-C₄)alkoxy; and

the other of R^{10} or R^{11} is H, hydroxyl, halogen, -CF₃, hydroxy(C₁-C₄)alkyl, (C₁-C₄)alkyl or (C₁-C₄)alkoxy; or

2012225735 11 Feb 2016



Z is pyrazolyl, having the formula:  wherein:

R^{12} is methyl or trifluoromethyl (-CH₃ or -CF₃);

R^{13} is H, methyl or trifluoromethyl (-CH₃ or -CF₃);

R^{14} is H or (C₁-C₃)alkyl; or

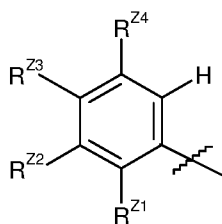
R^{12} and R^{13} , taken together with the atoms to which they are attached, form a 6 membered carbocyclic ring or heterocyclic ring substituted by R^{15} and R^{16} , wherein the heterocyclic ring contains 1 nitrogen atom;

wherein R^{15} and R^{16} are each independently selected from H, halogen, cyano, (C₁-C₄)alkyl, halo(C₁-C₄)alkyl, (C₁-C₄)alkoxy, phenoxy, phenyl(C₁-C₄)alkoxy, hydroxyl, hydroxy(C₁-C₄)alkyl-, and aminocarbonyl, wherein the phenyl moiety of said phenoxy or phenyl(C₁-C₄)alkoxy is optionally substituted by 1-3 substituents each independently selected from halogen, -CF₃, (C₁-C₄)alkyl and (C₁-C₄)alkoxy;

provided that the compound is not N-(4-chloro-2-fluorophenyl)-7-methoxy-6-[(2-methoxyethyl)sulfinyl]-4-quinolinamine or 3-[[7-bromo-6-(methylsulfonyl)-4-quinolinyl]amino]-4-methyl-phenol;

or a salt thereof.

2. The compound or salt according to claim 1, wherein Z is phenyl, having the formula:



wherein:

R^{Z1} is H, halogen, -CF₃, (C₁-C₄)alkyl or (C₁-C₄)alkoxy;

R^{Z2} is H, halogen, -CF₃, (C₁-C₄)alkyl or (C₁-C₄)alkoxy;

R^{Z3} is H, halogen, cyano, (C₁-C₄)alkyl, halo(C₁-C₄)alkyl, (C₁-C₄)alkoxy, phenoxy, phenyl(C₁-C₄)alkoxy, hydroxyl, hydroxy(C₁-C₄)alkyl-, or aminocarbonyl, wherein the phenyl moiety of said phenoxy or phenyl(C₁-C₄)alkoxy- is optionally substituted by 1-3 substituents

2012225735 11 Feb 2016

each independently selected from the group consisting of halogen, $-\text{CF}_3$, $(\text{C}_1\text{-C}_4)$ alkyl and $(\text{C}_1\text{-C}_4)$ alkoxy; and

R^{Z4} is hydroxyl, hydroxy $(\text{C}_1\text{-C}_4)$ alkyl or $(\text{C}_1\text{-C}_4)$ alkoxy; or

Z is benzothiazolyl, optionally substituted by 1 or 2 substituents each independently selected from the group consisting of halogen, $(\text{C}_1\text{-C}_4)$ alkyl, $-\text{CF}_3$, and $(\text{C}_1\text{-C}_4)$ alkoxy; or

Z is pyrazolyl, R^{12} and R^{13} are independently selected from the group consisting of methyl and trifluoromethyl, and R^{14} is H or methyl; or

Z is an optionally substituted indazolyl or pyrazolo[3,4-*b*]pyridinyl group, where the Z group is optionally substituted by 1 or 2 substituents each independently selected from the group consisting of chloro, fluoro, methyl, and methoxy.

3. The compound or salt according to claim 1, wherein Z is pyrazolyl, R^{12} is methyl, R^{13} is methyl or trifluoromethyl, and R^{14} is H.

4. The compound or salt according to any one of claims 1-3, wherein R^1 is H.

5. The compound or salt according to any one of claims 1-4, wherein R^2 is $-\text{SO}_2\text{R}^a$.

6. The compound or salt according to any one of claims 1-5, wherein R^a is an unsubstituted $(\text{C}_1\text{-C}_4)$ alkyl or a $(\text{C}_1\text{-C}_4)$ alkyl substituted by one substituent selected from hydroxyl, $(\text{C}_1\text{-C}_2)$ alkoxy, and $(\text{C}_1\text{-C}_2)$ alkoxy $(\text{C}_2\text{-C}_3)$ alkoxy-.

7. The compound or salt according to any one of claims 1-5, wherein R^a is $-\text{CH}_3$, $-\text{CH}(\text{CH}_3)_2$, $-\text{C}(\text{CH}_3)_3$, $-\text{CH}_2\text{CH}_2\text{OH}$, or tetrahydro-2H-pyran-4-yl.

8. The compound or salt according to any one of claims 1-7, wherein R^3 is halogen, hydroxy, $(\text{C}_1\text{-C}_3)$ alkyl-, halo $(\text{C}_1\text{-C}_2)$ alkyl-, $(\text{C}_1\text{-C}_3)$ alkoxy-, $(\text{C}_1\text{-C}_3)$ alkoxy $(\text{C}_1\text{-C}_3)$ alkyl-, $(\text{C}_1\text{-C}_3)$ alkoxy $(\text{C}_2\text{-C}_3)$ alkoxy-, hydroxy $(\text{C}_1\text{-C}_3)$ alkyl-, or hydroxy $(\text{C}_2\text{-C}_3)$ alkoxy-.

9. A compound which is:

N-(4,5-dimethyl-1*H*-pyrazol-3-yl)-7-(methyloxy)-6-(tetrahydro-2*H*-pyran-4-ylsulfinyl)-4-quinolinamine;

6-[(1,1-dimethylethyl)sulfinyl]-*N*-(4,5-dimethyl-1*H*-pyrazol-3-yl)-7-(methyloxy)-4-quinolinamine;

2012225735 11 Feb 2016

N-(4,5-dimethyl-1*H*-pyrazol-3-yl)-7-methoxy-6-((tetrahydro-2*H*-pyran-4-yl)sulfonyl)quinolin-4-amine;

6-(*tert*-butylsulfonyl)-*N*-(5-fluoro-1*H*-pyrazolo[3,4-*b*]pyridin-3-yl)-7-methoxyquinolin-4-amine;

N-[4-chloro-3-(methoxy)phenyl]-6-[(1,1-dimethyl ethyl)sulfonyl]-7-(methoxy)-4-quinolinamine;

6-[(1,1-dimethyl ethyl)sulfonyl]-*N*-(4,5-dimethyl-1*H*-pyrazol-3-yl)-7-(methoxy)-4-quinolinamine;

N-1,3-benzothiazol-5-yl-7-bromo-6-(methylsulfonyl)-4-quinolinamine;

N-[4-chloro-3-(methoxy)phenyl]-7-(methoxy)-6-(tetrahydro-2*H*-pyran-4-ylsulfonyl)-4-quinolinamine;

N-1,3-benzothiazol-5-yl-7-(methoxy)-6-(tetrahydro-2*H*-pyran-4-ylsulfonyl)-4-quinolinamine;

2-[[4-[[4-chloro-3-(methoxy)phenyl] amino]-7-(methoxy)-6-quinolinyl]sulfonyl] ethanol;

N-(5-fluoro-1*H*-indazol-3-yl)-7-(methoxy)-6-(tetrahydro-2*H*-pyran-4-ylsulfonyl)-4-quinolinamine;

2-[[4-[(4,5-dimethyl-1*H*-pyrazol-3-yl)amino]-7-(methoxy)-6-quinolinyl]sulfonyl] ethanol;

N-[4-chloro-3-(methoxy)phenyl]-6-[(1-methylethyl) sulfonyl]-7-(methoxy)-4-quinolinamine;

N-1,3-benzothiazol-5-yl-6-[(1-methylethyl) sulfonyl]-7-(methoxy)-4-quinolinamine;

N-(4,5-dimethyl-1*H*-pyrazol-3-yl)-6-[(1-methylethyl) sulfonyl]-7-(methoxy)-4-quinolinamine;

N-(5-fluoro-1*H*-indazol-3-yl)-6-[(1-methylethyl) sulfonyl]-7-(methoxy)-4-quinolinamine;

2-[[4-(1,3-benzothiazol-5-ylamino)-7-(methoxy)-6-quinolinyl]sulfonyl] ethanol;

6-(isopropylsulfonyl)-7-methoxy-*N*-(4-methyl-5-(trifluoromethyl)-1*H*-pyrazol-3-yl)quinolin-4-amine;

6-(*tert*-butylsulfonyl)-7-methoxy-*N*-(4-methyl-5-(trifluoromethyl)-1*H*-pyrazol-3-yl)quinolin-4-amine;

6-(*tert*-butylsulfonyl)-*N*-(4,5-dimethyl-1*H*-pyrazol-3-yl)-7-ethoxyquinolin-4-amine;

6-(*tert*-butylsulfonyl)-7-ethoxy-*N*-(5-fluoro-1*H*-indazol-3-yl)quinolin-4-amine;

2012225735 11 Feb 2016

7-chloro-*N*-(4,5-dimethyl-1*H*-pyrazol-3-yl)-6-((tetrahydro-2*H*-pyran-4-yl)sulfonyl)quinolin-4-amine;

N-(4,5-dimethyl-1*H*-pyrazol-3-yl)-7-methyl-6-((tetrahydro-2*H*-pyran-4-yl)sulfonyl)quinolin-4-amine;

7-chloro-*N*-(5-fluoro-1*H*-indazol-3-yl)-6-((tetrahydro-2*H*-pyran-4-yl)sulfonyl)quinolin-4-amine;

N-(5-fluoro-1*H*-indazol-3-yl)-7-methyl-6-((tetrahydro-2*H*-pyran-4-yl)sulfonyl)quinolin-4-amine;

N-(5-fluoro-1*H*-indazol-3-yl)-6-((tetrahydro-2*H*-pyran-4-yl)sulfonyl)-7-(trifluoromethyl)quinolin-4-amine;

6-(tert-butylsulfonyl)-*N*-(5-fluoro-1*H*-indazol-3-yl)-7-(trifluoromethyl)quinolin-4-amine;

6-(tert-butylsulfonyl)-*N*-(4,5-dimethyl-1*H*-pyrazol-3-yl)-7-methylquinolin-4-amine;

6-(tert-butylsulfonyl)-*N*-(5-fluoro-1*H*-indazol-3-yl)-7-methylquinolin-4-amine;

6-(tert-butylsulfonyl)-*N*-(5-fluoro-1*H*-indazol-3-yl)-7-methoxyquinolin-4-amine;

N-[4-chloro-3-(methoxy)phenyl]-6-[(1,1-dimethylethyl)sulfonyl]-7-(methoxy)-4-quinolinamine;

7-bromo-6-(tert-butylsulfonyl)-*N*-(4,5-dimethyl-1*H*-pyrazol-3-yl)quinolin-4-amine;

7-bromo-*N*-(4-methyl-5-(trifluoromethyl)-1*H*-pyrazol-3-yl)-6-((tetrahydro-2*H*-pyran-4-yl)sulfonyl)quinolin-4-amine;

N-1,3-benzothiazol-5-yl-6-[(1,1-dimethylethyl)sulfonyl]-7-(methoxy)-4-quinolinamine; or 6-(tert-butylsulfonyl)-4-((4,5-dimethyl-1*H*-pyrazol-3-yl)amino)quinolin-7-ol;

or a pharmaceutically acceptable salt thereof.

10. A compound which is:

2-((4-((4,5-dimethyl-1*H*-pyrazol-3-yl)amino)-7-methoxyquinolin-6-yl)sulfonyl)-2-methylpropan-1-ol;

N-(4,5-dimethyl-1*H*-pyrazol-3-yl)-6-((2,2-dimethyltetrahydro-2*H*-pyran-4-yl)sulfonyl)-7-methoxyquinolin-4-amine;

N-(4,5-dimethyl-1*H*-pyrazol-3-yl)-7-methoxy-6-((4-methyltetrahydro-2*H*-pyran-4-yl)sulfonyl)quinolin-4-amine;

2012225735 11 Feb 2016

N-(4,5-dimethyl-1*H*-pyrazol-3-yl)-7-methoxy-6-((2-methoxyethyl)sulfonyl)quinolin-4-amine;

N-(4,5-dimethyl-1*H*-pyrazol-3-yl)-7-methoxy-6-(((3*R*,4*R*)-3-methyltetrahydro-2*H*-pyran-4-yl)sulfonyl)quinolin-4-amine;

N-(4,5-dimethyl-1*H*-pyrazol-3-yl)-6-(((2*R*,6*S*)-2,6-dimethyltetrahydro-2*H*-pyran-4-yl)sulfonyl)-7-methoxyquinolin-4-amine;

6-(*tert*-butylsulfonyl)-7-chloro-*N*-(5-fluoro-1*H*-indazol-3-yl)quinolin-4-amine;

3-((6-(*tert*-butylsulfonyl)-7-methoxyquinolin-4-yl)amino)-4-methylphenyl)methanol;

7-ethoxy-*N*-(5-fluoro-1*H*-indazol-3-yl)-6-(isopropylsulfonyl)quinolin-4-amine;

N-(7-chloro-1*H*-indazol-3-yl)-7-methoxy-6-((tetrahydro-2*H*-pyran-4-yl)sulfonyl)quinolin-4-amine;

6-(*tert*-butylsulfonyl)-*N*-(7-fluoro-1*H*-indazol-3-yl)-7-methoxyquinolin-4-amine;

6-(*tert*-butylsulfonyl)-*N*-(5,7-difluoro-1*H*-indazol-3-yl)-7-methoxyquinolin-4-amine;

6-(*tert*-butylsulfonyl)-*N*-(6,7-difluoro-1*H*-indazol-3-yl)-7-methoxyquinolin-4-amine;

6-(*tert*-butylsulfonyl)-*N*-(7-chloro-1*H*-indazol-3-yl)-7-methoxyquinolin-4-amine;

6-(*tert*-butylsulfonyl)-7-methoxy-*N*-(5-methoxy-1*H*-indazol-3-yl)quinolin-4-amine;

7-methoxy-*N*-(4-methyl-5-(trifluoromethyl)-1*H*-pyrazol-3-yl)-6-((tetrahydro-2*H*-pyran-4-yl)sulfonyl)quinolin-4-amine;

N-(5,7-difluoro-1*H*-indazol-3-yl)-7-methoxy-6-((tetrahydro-2*H*-pyran-4-yl)sulfonyl)quinolin-4-amine;

N-(4-chloro-1*H*-indazol-3-yl)-7-methoxy-6-((tetrahydro-2*H*-pyran-4-yl)sulfonyl)quinolin-4-amine;

N-(6-chloro-1*H*-indazol-3-yl)-7-methoxy-6-((tetrahydro-2*H*-pyran-4-yl)sulfonyl)quinolin-4-amine;

N-(6,7-difluoro-1*H*-indazol-3-yl)-7-methoxy-6-((tetrahydro-2*H*-pyran-4-yl)sulfonyl)quinolin-4-amine;

7-methoxy-*N*-(5-methoxy-1*H*-indazol-3-yl)-6-((tetrahydro-2*H*-pyran-4-yl)sulfonyl)quinolin-4-amine;

N-(5-chloro-1*H*-indazol-3-yl)-7-methoxy-6-((tetrahydro-2*H*-pyran-4-yl)sulfonyl)quinolin-4-amine;

N-(7-chloro-1*H*-indazol-3-yl)-7-methoxy-6-((4-methyltetrahydro-2*H*-pyran-4-yl)sulfonyl)quinolin-4-amine;

2012225735 11 Feb 2016

N-[4-chloro-3-(methoxy)phenyl]-6-[(1,1-dimethylethyl) sulfonyl]-7-(methoxy)-4-quinolinamine;

7-bromo-*N*-(4,5-dimethyl-1*H*-pyrazol-3-yl)-6-((tetrahydro-2*H*-pyran-4-yl)sulfonyl)quinolin-4-amine;

7-bromo-*N*-(4,5-dimethyl-1*H*-pyrazol-3-yl)-6-(isopropylsulfonyl)quinolin-4-amine;

7-bromo-*N*-(5-fluoro-1*H*-indazol-3-yl)-6-(isopropylsulfonyl)quinolin-4-amine;

7-bromo-*N*-(5-fluoro-1*H*-indazol-3-yl)-6-((tetrahydro-2*H*-pyran-4-yl)sulfonyl)quinolin-4-amine;

2-((6-(tert-butylsulfonyl)-4-((4,5-dimethyl-1*H*-pyrazol-3-yl)amino)quinolin-7-yl)oxy)ethanol; or

2-((4-(benzo[d]thiazol-5-ylamino)-6-(tert-butylsulfonyl)quinolin-7-yl)oxy)ethanol;

or a salt thereof.

11. A compound which is:

2-((4-((4,5-dimethyl-1*H*-pyrazol-3-yl)amino)-7-methylquinolin-6-yl)sulfonyl)ethanol;

6-(tert-butylsulfonyl)-7-ethyl-*N*-(5-fluoro-1*H*-indazol-3-yl)quinolin-4-amine;

6-(tert-butylsulfonyl)-*N*-(4,5-dimethyl-1*H*-pyrazol-3-yl)-7-ethylquinolin-4-amine;

7-ethyl-*N*-(5-fluoro-1*H*-indazol-3-yl)-6-((tetrahydro-2*H*-pyran-4-yl)sulfonyl)quinolin-4-amine;

N-(4,5-dimethyl-1*H*-pyrazol-3-yl)-7-ethyl-6-((tetrahydro-2*H*-pyran-4-yl)sulfonyl)quinolin-4-amine;

N-(5-fluoro-1*H*-indazol-3-yl)-6-(isopropylsulfonyl)-7-methylquinolin-4-amine;

N-(4,5-dimethyl-1*H*-pyrazol-3-yl)-6-(isopropylsulfonyl)-7-methylquinolin-4-amine;

6-(tert-butylsulfonyl)-*N*-(7-fluoro-1*H*-indazol-3-yl)-7-methylquinolin-4-amine;

6-(tert-butylsulfonyl)-*N*-(5,7-difluoro-1*H*-indazol-3-yl)-7-methylquinolin-4-amine;

6-(tert-butylsulfonyl)-*N*-(5-methoxy-1*H*-indazol-3-yl)-7-methylquinolin-4-amine;

6-(tert-butylsulfonyl)-*N*-(6,7-difluoro-1*H*-indazol-3-yl)-7-methylquinolin-4-amine;

6-(tert-butylsulfonyl)-*N*-(7-chloro-1*H*-indazol-3-yl)-7-methylquinolin-4-amine;

N-(4,5-dimethyl-1*H*-pyrazol-3-yl)-7-methyl-6-((4-methyltetrahydro-2*H*-pyran-4-yl)sulfonyl)quinolin-4-amine;

N-(5-fluoro-1*H*-indazol-3-yl)-7-methyl-6-((4-methyltetrahydro-2*H*-pyran-4-yl)sulfonyl)quinolin-4-amine;

2012225735 11 Feb 2016

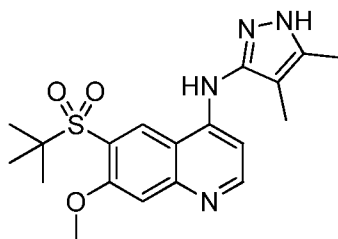
N-(7-chloro-1*H*-indazol-3-yl)-7-methyl-6-((4-methyltetrahydro-2*H*-pyran-4-yl)sulfonyl)quinolin-4-amine;

N-(4,5-dimethyl-1*H*-pyrazol-3-yl)-7-ethyl-6-((4-methyltetrahydro-2*H*-pyran-4-yl)sulfonyl)quinolin-4-amine; or

7-ethyl-*N*-(5-fluoro-1*H*-indazol-3-yl)-6-((4-methyltetrahydro-2*H*-pyran-4-yl)sulfonyl)quinolin-4-amine;

or a salt thereof.

12. A compound which is:



or a pharmaceutically acceptable salt thereof.

13. A pharmaceutical composition comprising the compound according to any one of claims 1-12, or a pharmaceutically acceptable salt thereof, and a pharmaceutically acceptable excipient.

14. A method of treating a RIP2 kinase-mediated disease or disorder comprising administering a compound according to any one of claims 1-12, or a pharmaceutically acceptable salt thereof.

15. The method according to claim 14, wherein the RIP2 kinase-mediated disease or disorder is selected from the group consisting of uveitis, interleukin-1 converting enzyme associated fever syndrome, dermatitis, arthritis, ulcerative colitis, Crohn's disease, early-onset inflammatory bowel disease, extra-intestinal inflammatory bowel disease, non-alcohol steatohepatitis, alcohol steatohepatitis, autoimmune hepatitis, asthma, graft versus host disease, systemic lupus erythematosus, multiple sclerosis, sarcoidosis, Blau syndrome, early-onset sarcoidosis, Wegner's granulomatosis, interstitial pulmonary disease, and organ transplant,.

2012225735 11 Feb 2016

16. The method according to claim 14, wherein the RIP2 kinase-mediated disease or disorder is selected from the group consisting of acute lung injury, type 2 diabetes mellitus, prevention of ischemia reperfusion injury in solid organs in response ischemia induced by cardiac surgery, and sepsis.

17. The use of a compound according to any one of claims 1-12, or a pharmaceutically acceptable salt thereof, in the manufacture of a medicament for use in the treatment of a RIP2 kinase-mediated disease or disorder.

18. The use of claim 17, wherein the RIP2 kinase-mediated disease or disorder is selected from the group consisting of uveitis, interleukin-1 converting enzyme associated fever syndrome, dermatitis, arthritis, ulcerative colitis, Crohn's disease, early-onset inflammatory bowel disease, extra-intestinal inflammatory bowel disease, non-alcohol steatohepatitis, alcohol steatohepatitis, autoimmune hepatitis, asthma, graft versus host disease, systemic lupus erythematosus, multiple sclerosis, sarcoidosis, Blau syndrome, early-onset sarcoidosis, Wegner's granulomatosis, interstitial pulmonary disease, and organ transplant.

19. The use of claim 17 wherein the RIP2 kinase-mediated disease or disorder is selected from the group consisting of acute lung injury, type 2 diabetes mellitus, prevention of ischemia reperfusion injury in solid organs in response ischemia induced by cardiac surgery, and sepsis.

Figure 1

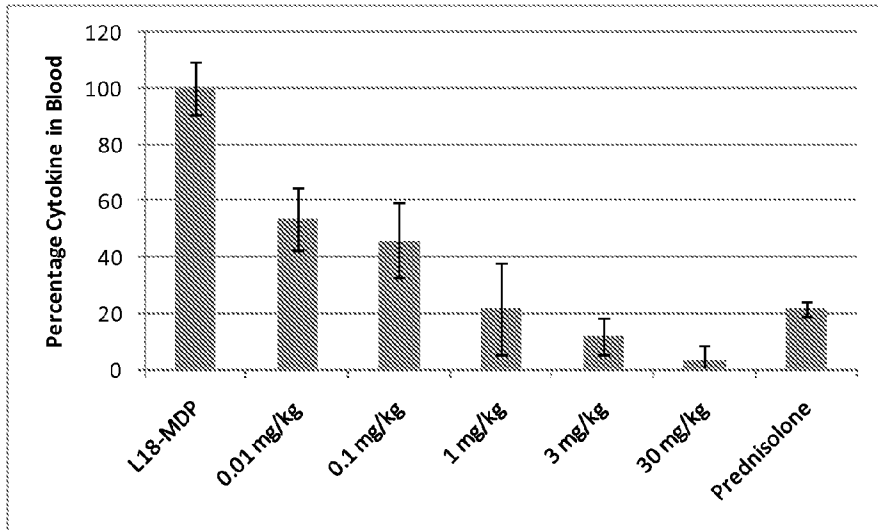


Figure 2

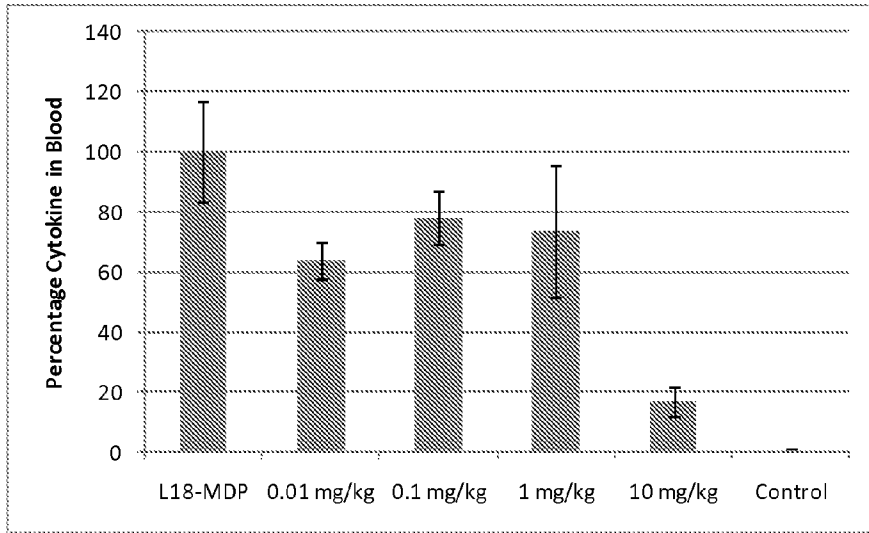


Figure 3

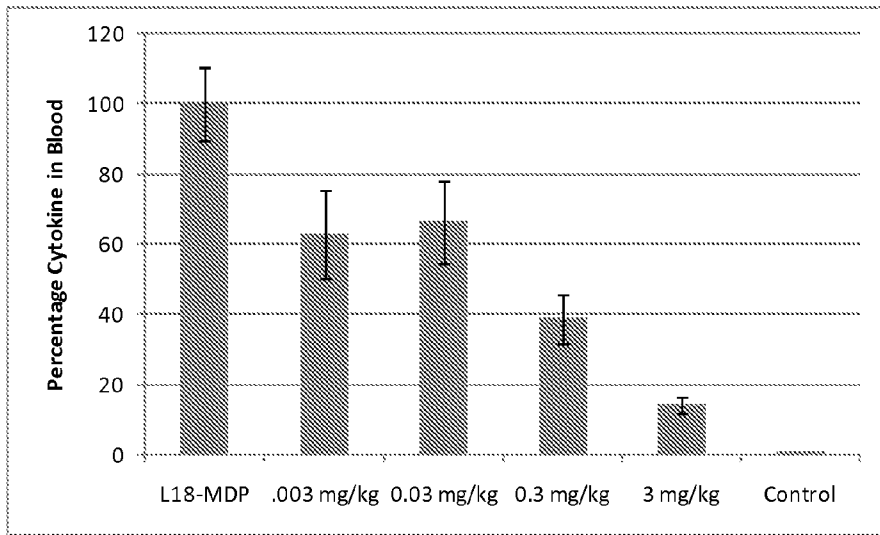


Figure 4

