



US00D521318S

(12) **United States Design Patent**
Huang

(10) **Patent No.:** **US D521,318 S**

(45) **Date of Patent:** **** May 23, 2006**

(54) **CUP**

(76) Inventor: **Ta Shan Huang**, P.O. Box 63-298,
Taichung (TW), 406

(**) Term: **14 Years**

(21) Appl. No.: **29/210,880**

(22) Filed: **Aug. 9, 2004**

(51) **LOC (8) Cl.** **07-01**

(52) **U.S. Cl.** **D7/523; D7/530**

(58) **Field of Classification Search** D7/509,
D7/523, 535, 531, 532, 619.1, 530; D34/1;
D11/146, 143; D9/522, 526; 220/608, 675,
220/703, 592.16, 592.17; 229/400; 215/DIG. 7,
215/12.1, 382, 383, 384, 387
See application file for complete search history.

(56) **References Cited**

U.S. PATENT DOCUMENTS

D38,248 S	*	9/1906	Helmer	D7/523
D42,683 S	*	7/1912	Anderson	D7/531
D67,869 S	*	7/1925	Boswell	D7/523
D77,760 S	*	2/1929	Freese	D7/531
D94,553 S	*	2/1935	Marquot	D7/531
D105,431 S	*	7/1937	Corbel	D7/531
D187,605 S	*	4/1960	Dreitzer	D7/530
3,363,820 A	*	1/1968	Schilling	229/400

D212,592 S	*	11/1968	Meltzer et al.	D7/531
D213,094 S	*	1/1969	Davis	D7/531
D229,007 S	*	11/1973	Hodges	D7/531
D239,358 S	*	3/1976	Kjellqvist	D7/523
D256,309 S	*	8/1980	Saffell	D7/527
D293,869 S	*	1/1988	Durand	D7/531
D294,911 S	*	3/1988	Durand	D7/531
D428,307 S	*	7/2000	Yeandel	D7/531
D484,362 S	*	12/2003	Harris et al.	D7/531
D505,828 S	*	6/2005	Snell	D7/396.2
D508,594 S	*	8/2005	Snell	D34/1

* cited by examiner

Primary Examiner—M. N. Pandozzi

(57) **CLAIM**

The ornamental design for a cup, as shown and described.

DESCRIPTION

FIG. 1 is a perspective view of a cup showing my new design;

FIG. 2 is a front elevational view thereof;

FIG. 3 is a rear elevational view thereof;

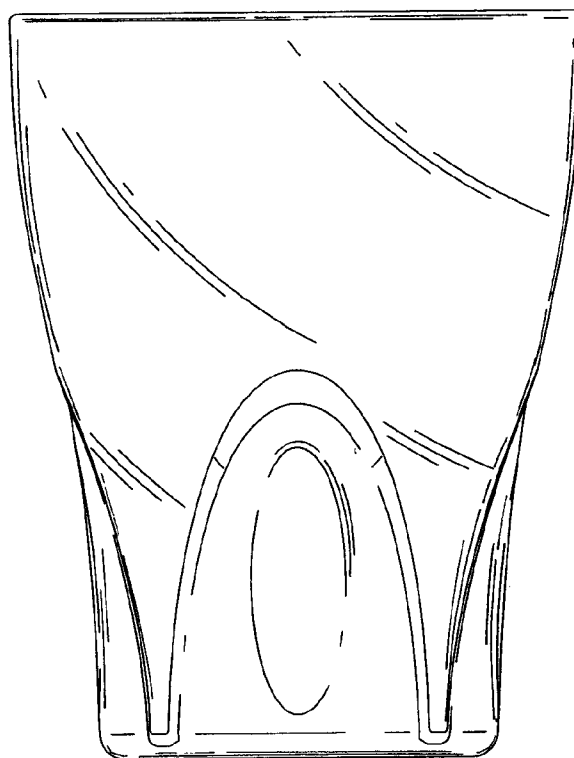
FIG. 4 is a top plan view thereof;

FIG. 5 is a bottom plan view thereof;

FIG. 6 is a left side elevational view thereof; and,

FIG. 7 is a right side elevational view thereof.

1 Claim, 4 Drawing Sheets



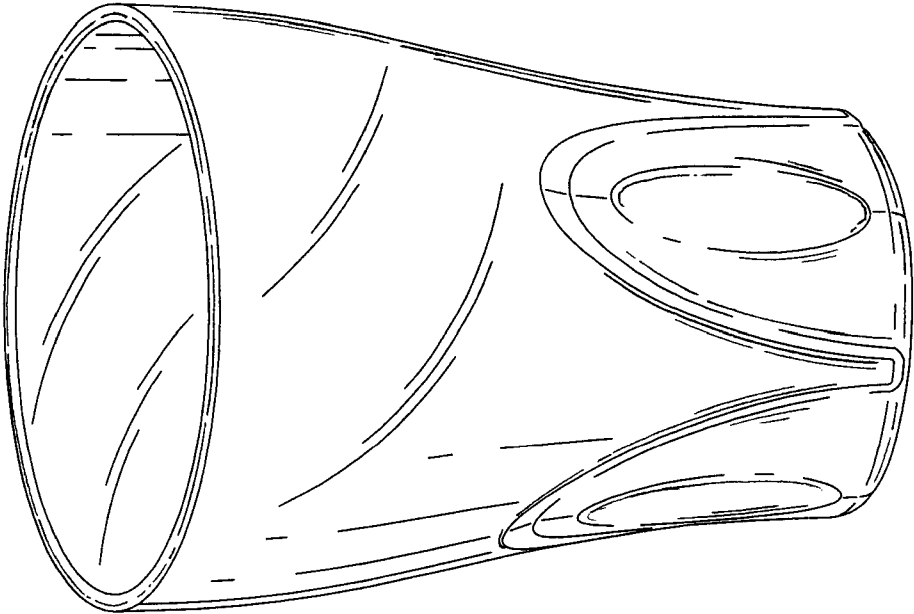


FIG. 1

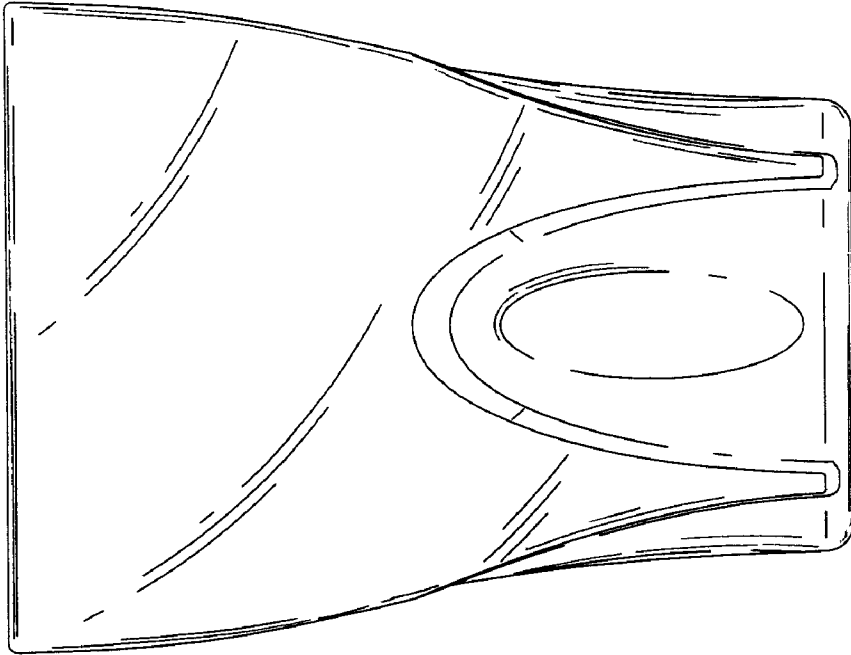


FIG. 3

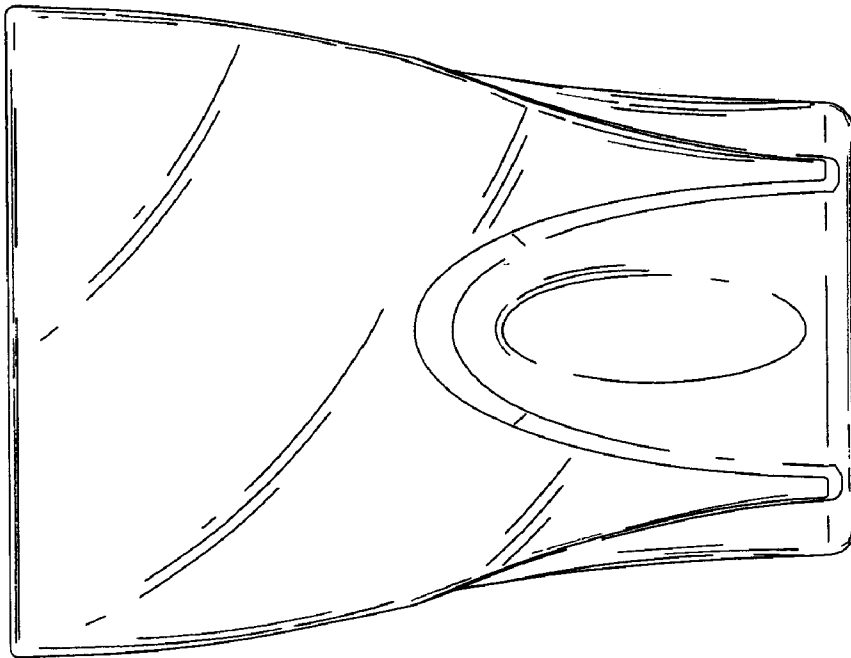


FIG. 2

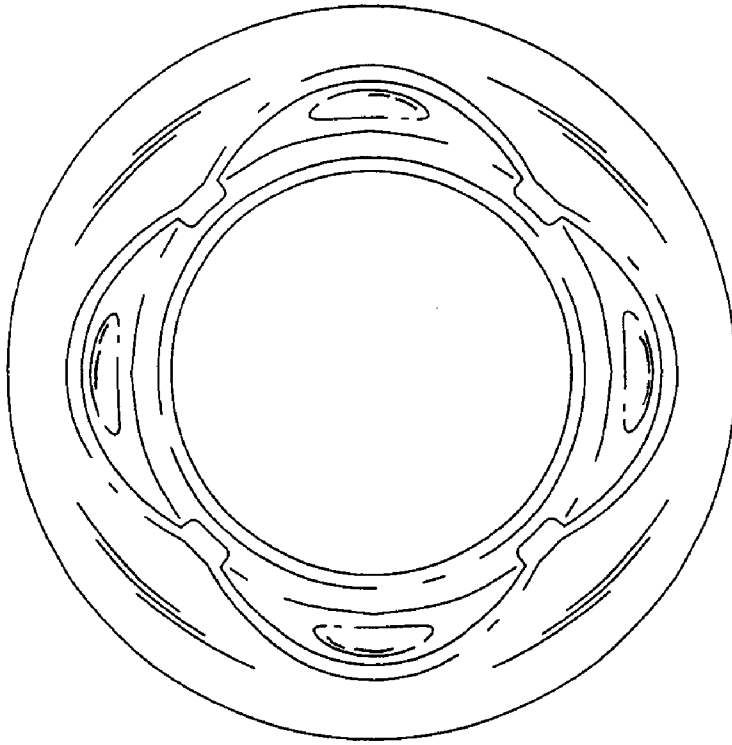


FIG. 5

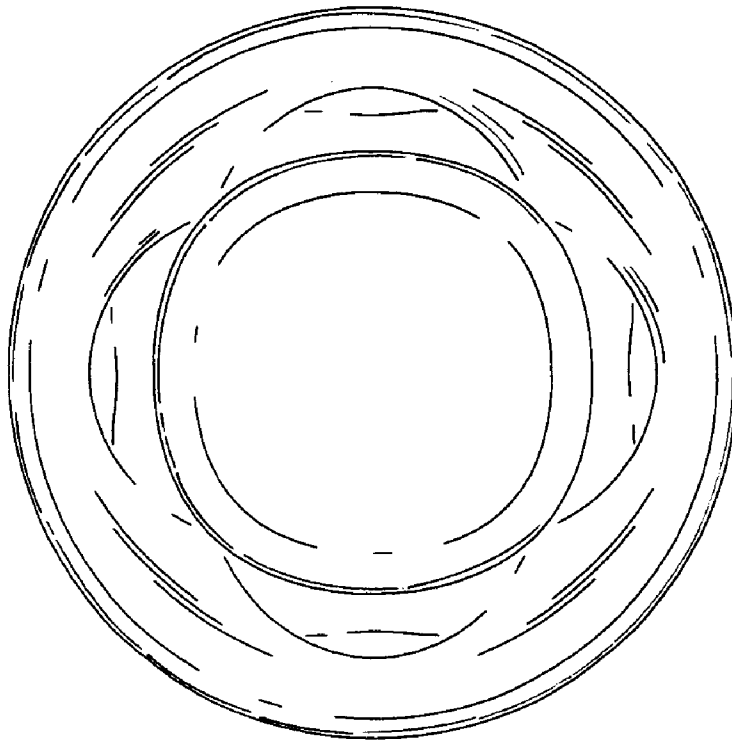


FIG. 4

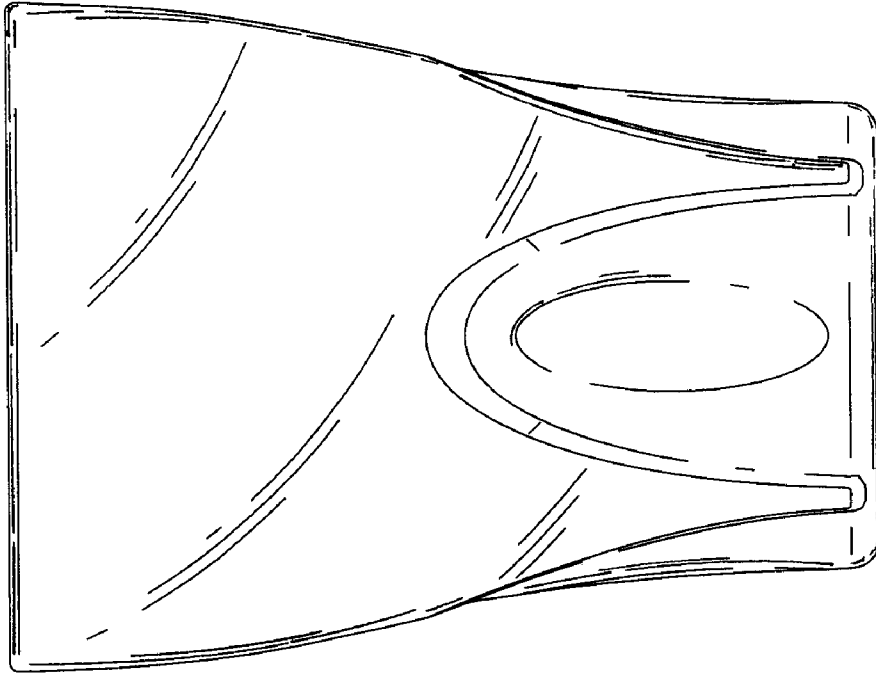


FIG. 7




FIG. 6