



(12) **United States Design Patent**  
**Napper et al.**

(10) **Patent No.:** **US D786,301 S**  
(45) **Date of Patent:** **\*\* May 9, 2017**

(54) **DISPLAY SCREEN OR PORTION THEREOF WITH ANIMATED GRAPHICAL USER INTERFACE**

D702,251 S \* 4/2014 Kotler ..... D14/487  
D708,221 S \* 7/2014 Danton ..... D14/492  
D716,325 S \* 10/2014 Brudnicki ..... D14/486  
D722,079 S \* 2/2015 Charles ..... D14/488

(Continued)

(71) Applicant: **TD AMERITRADE IP COMPANY, INC.**, Omaha, NE (US)

(72) Inventors: **Harrison W. Napper**, Chicago, IL (US); **Enrique Sallent**, Passaic, NJ (US); **Michael Nix**, Denver, CO (US)

(73) Assignee: **TD AMERITRADE IP COMPANY, INC.**, Omaha, NE (US)

(\*\*) Term: **15 Years**

(21) Appl. No.: **29/579,455**

(22) Filed: **Sep. 30, 2016**

**Related U.S. Application Data**

(63) Continuation of application No. 29/559,887, filed on Mar. 31, 2016, now Pat. No. Des. 781,912.

(51) **LOC (10) CL.** ..... **14-04**

(52) **U.S. Cl.**  
USPC ..... **D14/489**

(58) **Field of Classification Search**  
USPC ..... D14/485-495; D20/11; D21/324, 325  
CPC ..... G06F 3/0236; G06F 3/048; G06F 3/0481; G06F 3/04815; G06F 3/04817; G06F 3/0482; G06F 3/04842; G06F 3/04886; G06F 3/106; G06F 9/445; B60H 1/00964; G06Q 40/12; G09B 15/023  
See application file for complete search history.

(56) **References Cited**

**U.S. PATENT DOCUMENTS**

5,931,378 A \* 8/1999 Schramm ..... B60H 1/00964 165/11.1  
D682,876 S \* 5/2013 MacNeil ..... D14/488  
D699,747 S \* 2/2014 Pearson ..... D14/488

**OTHER PUBLICATIONS**

“Foto de archivo—Iconos de estado de carga, barra de progreso redondo”, posted at es.123rf.com, Mar. 9, 2014, [site visited Feb. 28, 2017]. Available from Internet: <[http://es.123rf.com/photo\\_27361535\\_stock-photo.html](http://es.123rf.com/photo_27361535_stock-photo.html)>.\*

(Continued)

*Primary Examiner* — Karen Kearney

*Assistant Examiner* — John Otte

(74) *Attorney, Agent, or Firm* — Sterne, Kessler, Goldstein & Fox P.L.L.C.

(57) **CLAIM**

The ornamental design for a display screen or portion thereof with animated graphical user interface, as shown and described.

**DESCRIPTION**

FIG. 1 is a front view of a display screen or portion thereof with animated graphical user interface showing a first image of the claimed design;

FIG. 2 is a second image thereof;

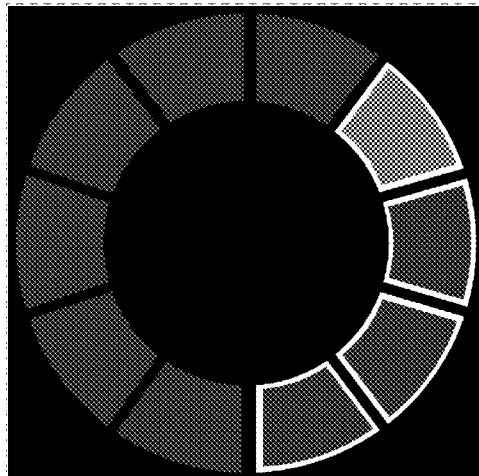

FIG. 3 is a front view of a display screen or portion thereof with animated graphical user interface showing a first image of the claimed design; and,

FIG. 4 is a second image thereof.

The outermost dashed broken lines in the figures show a display screen or portion thereof, and form no part of the claimed design.

The appearance of the animated images transitions between the images shown in FIGS. 1 and 2 and FIGS. 3 and 4. The process or period in which one image transitions to another forms no part of the claimed design.

**1 Claim, 2 Drawing Sheets**



(56)

**References Cited**

## U.S. PATENT DOCUMENTS

D727,928 S \* 4/2015 Allison ..... D14/485  
D744,535 S \* 12/2015 Shin ..... D14/489  
D749,606 S \* 2/2016 Wang ..... D14/486  
2004/0100504 A1\* 5/2004 Sommer ..... G06F 3/0482  
715/810  
2005/0010955 A1\* 1/2005 Elia ..... G06F 3/0482  
725/88  
2011/0071818 A1\* 3/2011 Jiang ..... G06F 3/0236  
704/8

## OTHER PUBLICATIONS

“UX Design and 4 Tips for Its Improvement”, posted at [snappii.com](http://snappii.com), Sep. 30, 2015, [site visited Feb. 28, 2017]. Available from Internet: <<https://www.snappii.com/resource-center/ux-design-4-tips-improvement>>.\*

“Progress bar—digital style, radial design”, posted at [motionelements.com](http://motionelements.com), Nov. 15, 2014, [site visited Mar. 1, 2017]. Available from Internet: <<http://www.motionelements.com/stock-video-6120935-progress-bar-digital-style-radial-design>>.\*

Levente, Janos, “Collection of circular diagrams with 2, 3, 4, 5, 6, 7, 8, 9 and 10 segments”, posted at [shutterstock.com](http://shutterstock.com), Nov. 21, 2015, [site visited Mar. 1, 2017]. Available from Internet: <<https://www.shutterstock.com/da/image-vector/collection-circular-diagrams-2-3-4-339940301>>.\*

U.S. Appl. No. 29/559,887, filed Mar. 31, 2016; Napper et al.

U.S. Appl. No. 29/579,458, filed Sep. 30, 2016; Napper et al.

U.S. Appl. No. 29/579,459, filed Sep. 30, 2016; Napper et al.

U.S. Appl. No. 29/579,460, filed Sep. 30, 2016; Napper et al.

U.S. Appl. No. 29/579,464, filed Sep. 30, 2016; Napper et al.

\* cited by examiner




FIG. 1




FIG. 2




FIG. 3

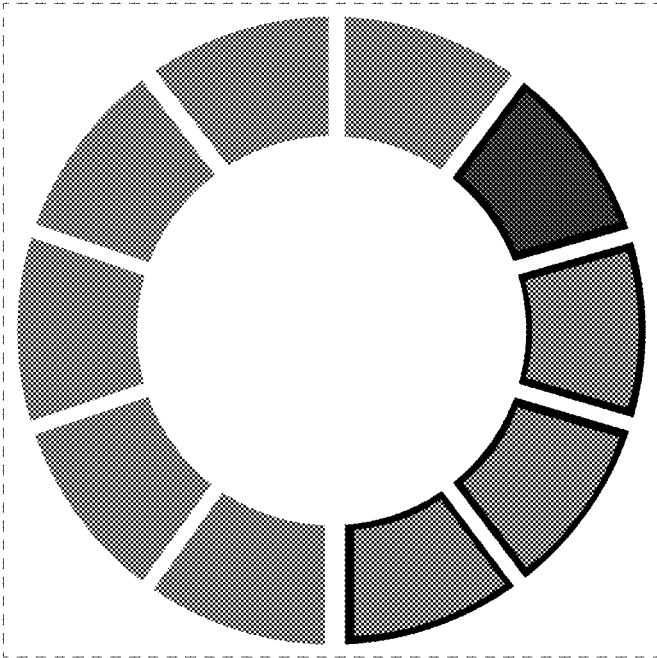


FIG. 4