



US00D723514S

(12) **United States Design Patent**
Lukic et al.

(10) **Patent No.:** **US D723,514 S**

(45) **Date of Patent:** **** Mar. 3, 2015**

(54) **SPEAKER**

(71) Applicant: **Logitech Europe S.A.**, Lausanne (CH)

(72) Inventors: **Branko Lukic**, Menlo Park, CA (US);
Steven Ryutaro Takayama, Menlo Park, CA (US); **Zachary M. Etter**, Vancouver, WA (US); **Garth Morgan**, Portland, OR (US); **John C. Barker**, Vancouver, WA (US); **Jeffrey Greger**, Palo Alto, CA (US)

(73) Assignee: **Logitech Europe S.A.**, Lausanne (CH)

(**) Term: **14 Years**

(21) Appl. No.: **29/484,335**

(22) Filed: **Mar. 7, 2014**

(51) **LOC (10) Cl.** **14-03**

(52) **U.S. Cl.**
USPC **D14/213**; D14/216

(58) **Field of Classification Search**
USPC D14/167, 168, 170–172, 188, 194–196,
D14/204, 207, 209.1, 210–216, 219, 221,
D14/222, 224, 496; 181/143, 144, 147, 148,
181/150, 153, 157, 198, 199; 381/300–303,
381/306, 332, 333, 336, 345, 361–364,
381/386–388; 369/6–12

See application file for complete search history.

(56) **References Cited**

U.S. PATENT DOCUMENTS

D329,234 S *	9/1992	Winkelbauer	D14/204
D496,651 S *	9/2004	Borsboom	D14/216
D534,898 S *	1/2007	Rashid	D14/216
D537,073 S *	2/2007	Peersman	D14/216
D575,770 S *	8/2008	Lewis	D14/216
D608,349 S *	1/2010	Wang et al.	D14/216
D659,675 S *	5/2012	Kim et al.	D14/211
D706,755 S *	6/2014	Barrall et al.	D14/299

* cited by examiner

Primary Examiner — Keli L Hill

(74) *Attorney, Agent, or Firm* — Kilpatrick Townsend & Stockton LLP

(57) **CLAIM**

The ornamental design for a speaker, as shown and described.

DESCRIPTION

FIG. 1 is a perspective view of our speaker showing our new design;

FIG. 2 is a top plan view thereof;

FIG. 3 is a bottom plan view thereof;

FIG. 4 is a front elevational view thereof;

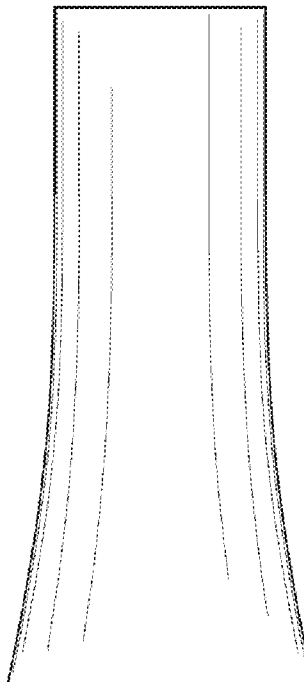
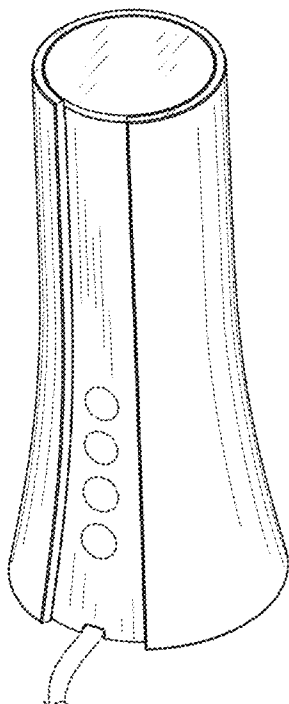
FIG. 5 is a rear elevational view thereof;

FIG. 6 is a left side elevational view thereof; and,

FIG. 7 is a right side elevational view thereof.

Broken lines shown in the drawings form no part of the claimed design.

1 Claim, 7 Drawing Sheets



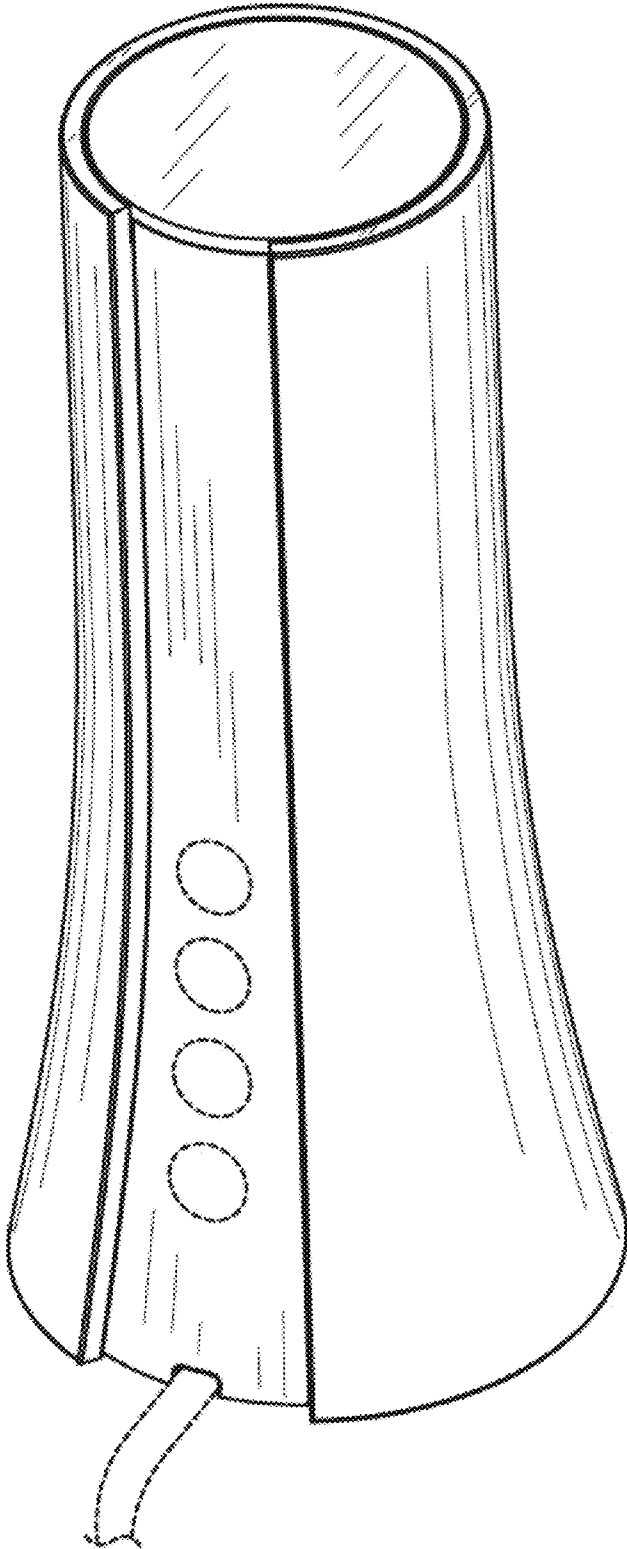


FIG. 1

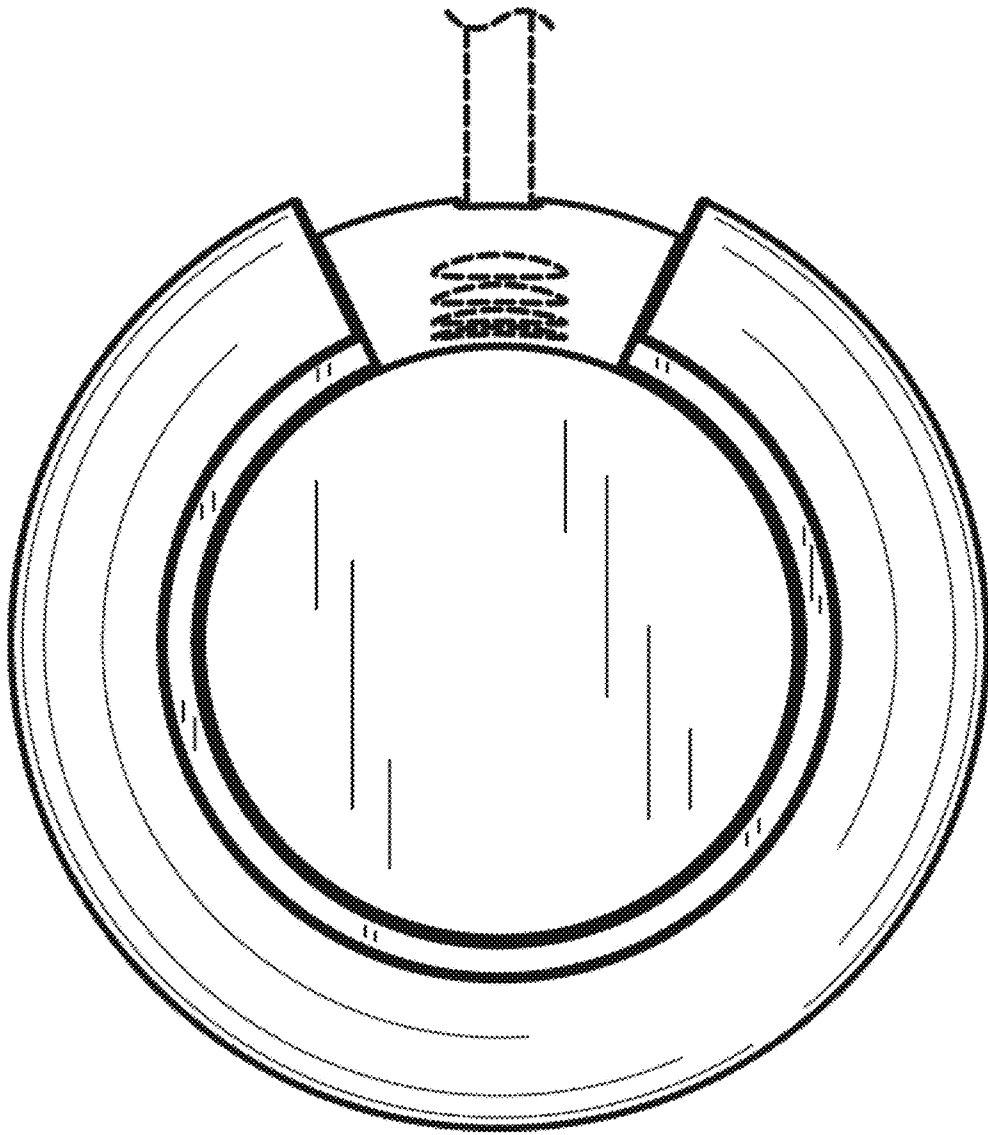


FIG. 2

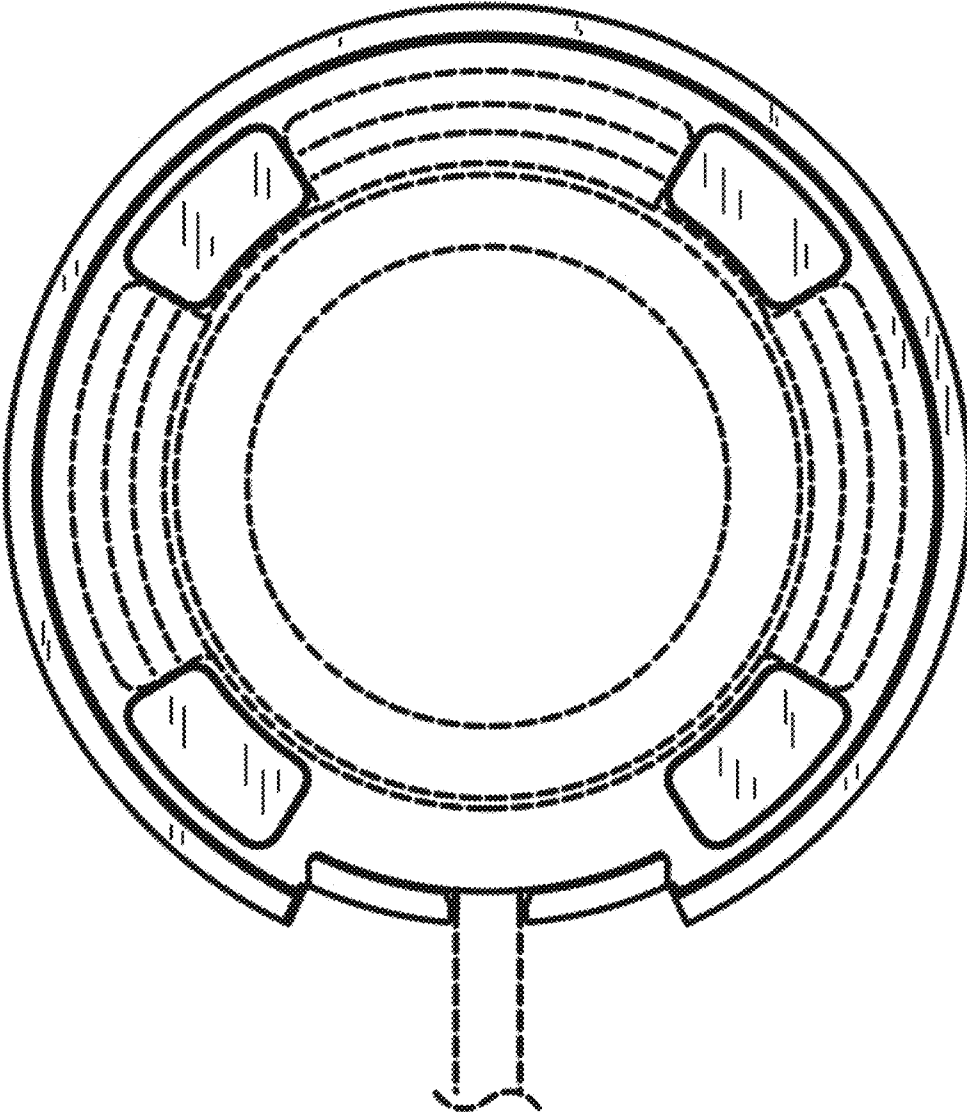


FIG. 3

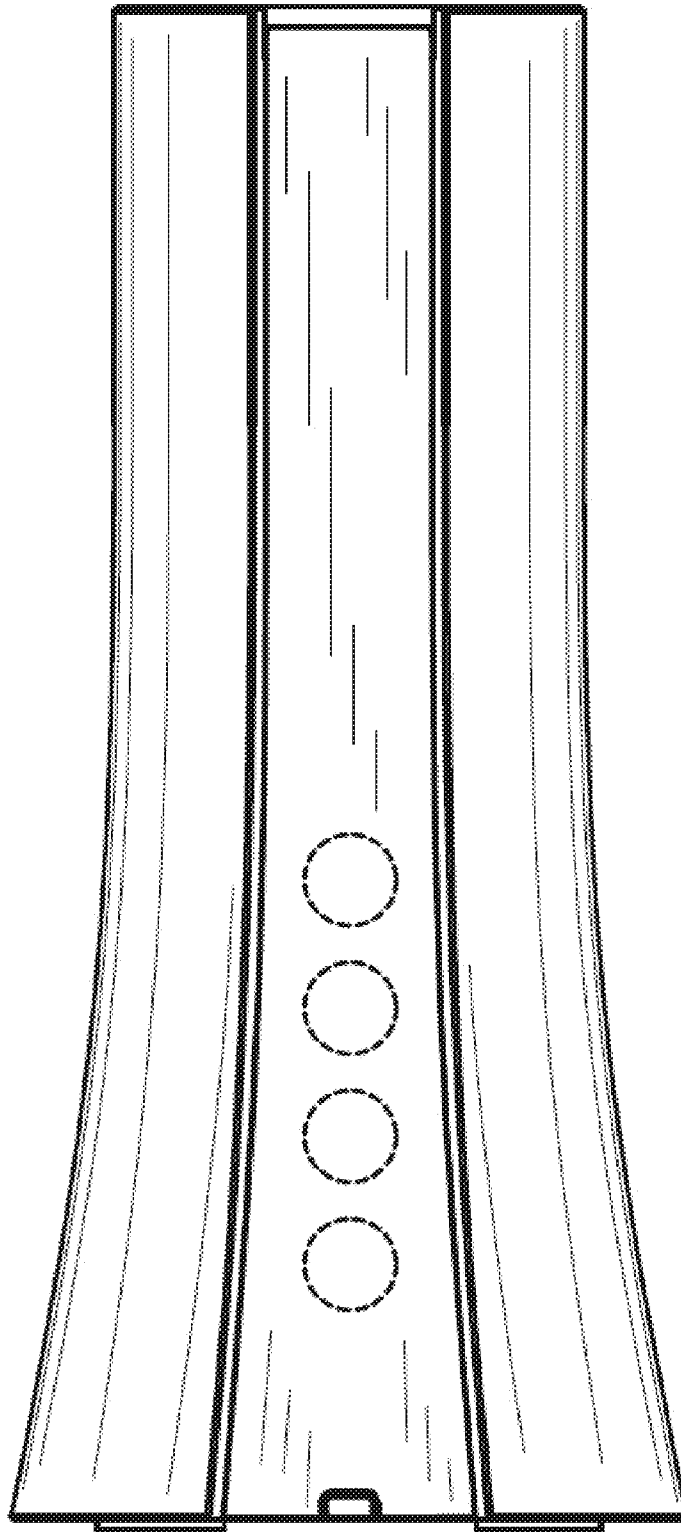


FIG. 4

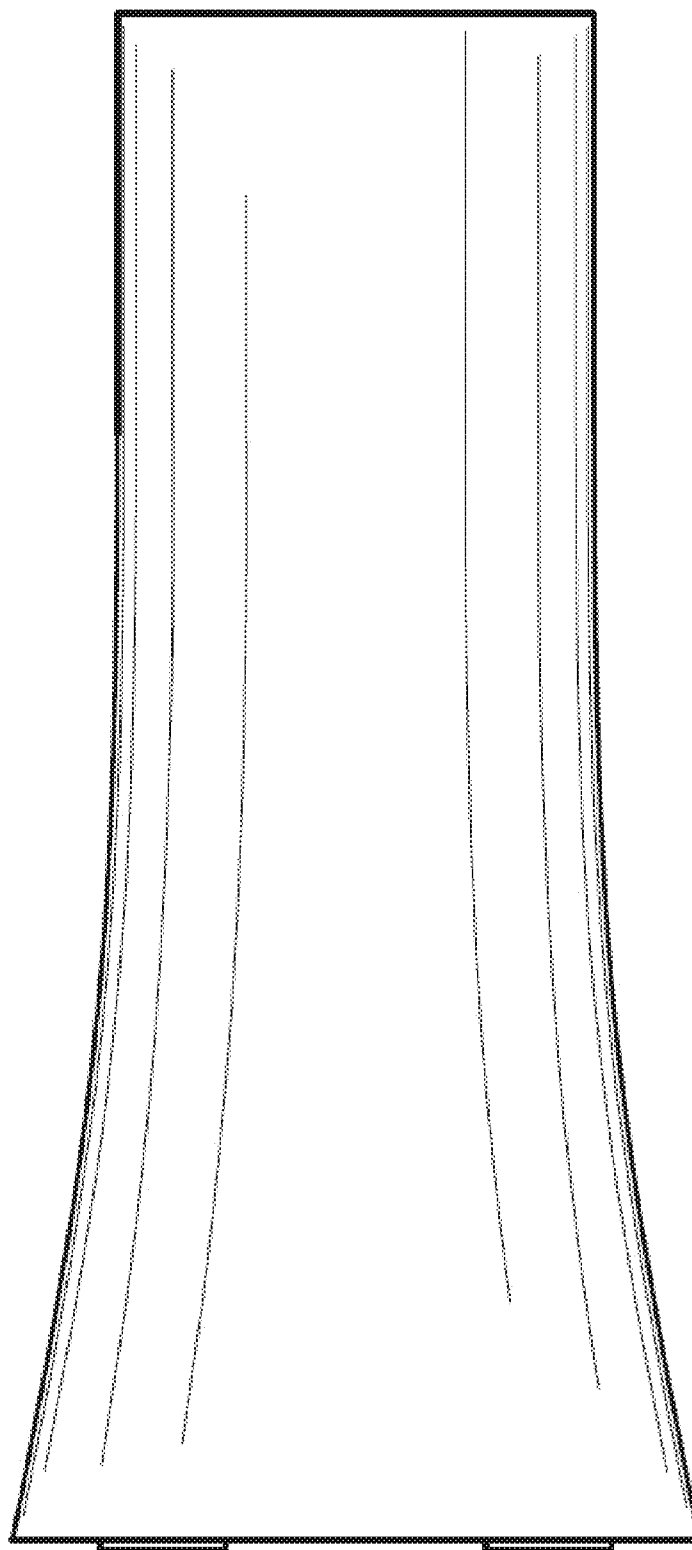


FIG. 5



FIG. 6



FIG. 7