



US0D1016848S

(12) **United States Design Patent**
Yoshizawa et al.

(10) **Patent No.:** **US D1,016,848 S**
(45) **Date of Patent:** **** Mar. 5, 2024**

(54) **DISPLAY SCREEN OR PORTION THEREOF WITH GRAPHICAL USER INTERFACE**

(71) Applicant: **Mitsubishi Electric Corporation**,
Tokyo (JP)

(72) Inventors: **Hitoshi Yoshizawa**, Tokyo (JP);
Tsutomu Matsubara, Tokyo (JP);
Masato Hirai, Tokyo (JP); **Takashi Yamauchi**, Tokyo (JP)

(73) Assignee: **Mitsubishi Electric Corporation**,
Tokyo (JP)

(**) Term: **15 Years**

(21) Appl. No.: **29/806,582**

(22) Filed: **Sep. 3, 2021**

(30) **Foreign Application Priority Data**

Mar. 11, 2021 (JP) 2021-004984 D

(51) **LOC (14) Cl.** **14-04**

(52) **U.S. Cl.**
USPC **D14/488**; D14/495

(58) **Field of Classification Search**
USPC D14/485-495
CPC G06F 3/048; G06F 3/04847; G06F 1/1692;
G06F 3/0484; H04N 1/00424; G05B
2219/2642; G05B 19/418; H04L 41/22;
H04L 12/282; B60H 1/00
See application file for complete search history.

(56) **References Cited**

U.S. PATENT DOCUMENTS

D281,081 S * 10/1985 Zwissler D14/488
D295,631 S * 5/1988 Wells-Papanek D14/488
D572,723 S * 7/2008 Guimaraes D14/495
D572,725 S * 7/2008 Guimaraes D14/495
D738,926 S * 9/2015 Mahaffey D14/495

D738,932 S * 9/2015 Mahaffey D14/495
D739,427 S * 9/2015 Jung D14/487
D802,021 S * 11/2017 Pirklbauer D14/492
D835,668 S * 12/2018 Wilde D14/489
D859,425 S * 9/2019 Sugiura D14/491
D875,746 S * 2/2020 Iida D14/485
D877,755 S * 3/2020 Iida D14/485
D893,547 S * 8/2020 Dumas D14/495
D896,266 S * 9/2020 Kennedy D14/488
D917,540 S * 4/2021 Coffman D14/486
D941,847 S * 1/2022 Protzman D14/485
D989,787 S * 6/2023 Motoe D14/485

(Continued)

Primary Examiner — Rachel A. Voorhies

(74) *Attorney, Agent, or Firm* — Studebaker & Brackett
PC

(57) **CLAIM**

The ornamental design for a display screen or portion thereof with graphical user interface, as shown and described.

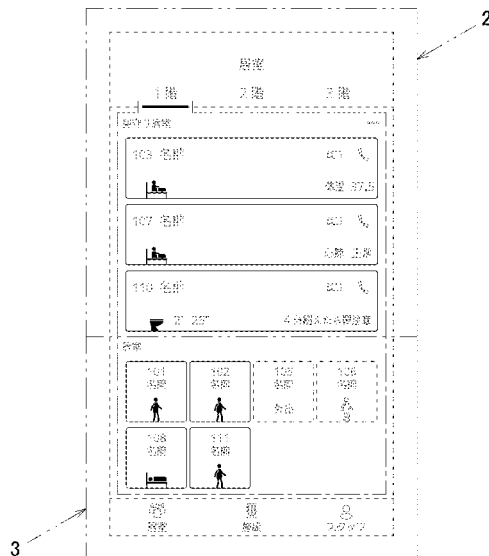
DESCRIPTION

FIG. 1. is an image of a display screen or portion thereof with graphical user interface showing our new design; FIG. 2. is an enlarged view of a part 2 shown in FIG. 1; and, FIG. 3. is an enlarged view of a part 3 shown in FIG. 1.

The outer dash-dash broken line rectangle illustrates a display screen or portion thereof and forms no part of the claimed design. The remaining dash-dash broken lines illustrate portions of the graphical user interface that form no part of the claimed design.

The dot-dash broken lines illustrate boundaries which form no part of the claimed design. The dash-dot-dash lines represent boundaries of the enlarged parts and form no part of the claimed design. The dash-dot-dash line arrows in FIG. 1 labeled 2 and 3 indicate the areas from which the enlargements in FIGS. 2 and 3 are taken and form no part of the claimed design.

1 Claim, 3 Drawing Sheets



(56)

References Cited

U.S. PATENT DOCUMENTS

D991,275	S *	7/2023	Motoe	A61B 5/02055	D14/485
D991,975	S *	7/2023	Wheeler	D14/495	
2010/0298660	A1 *	11/2010	McCombie	A61B 5/02055	600/595

* cited by examiner

Fig.1

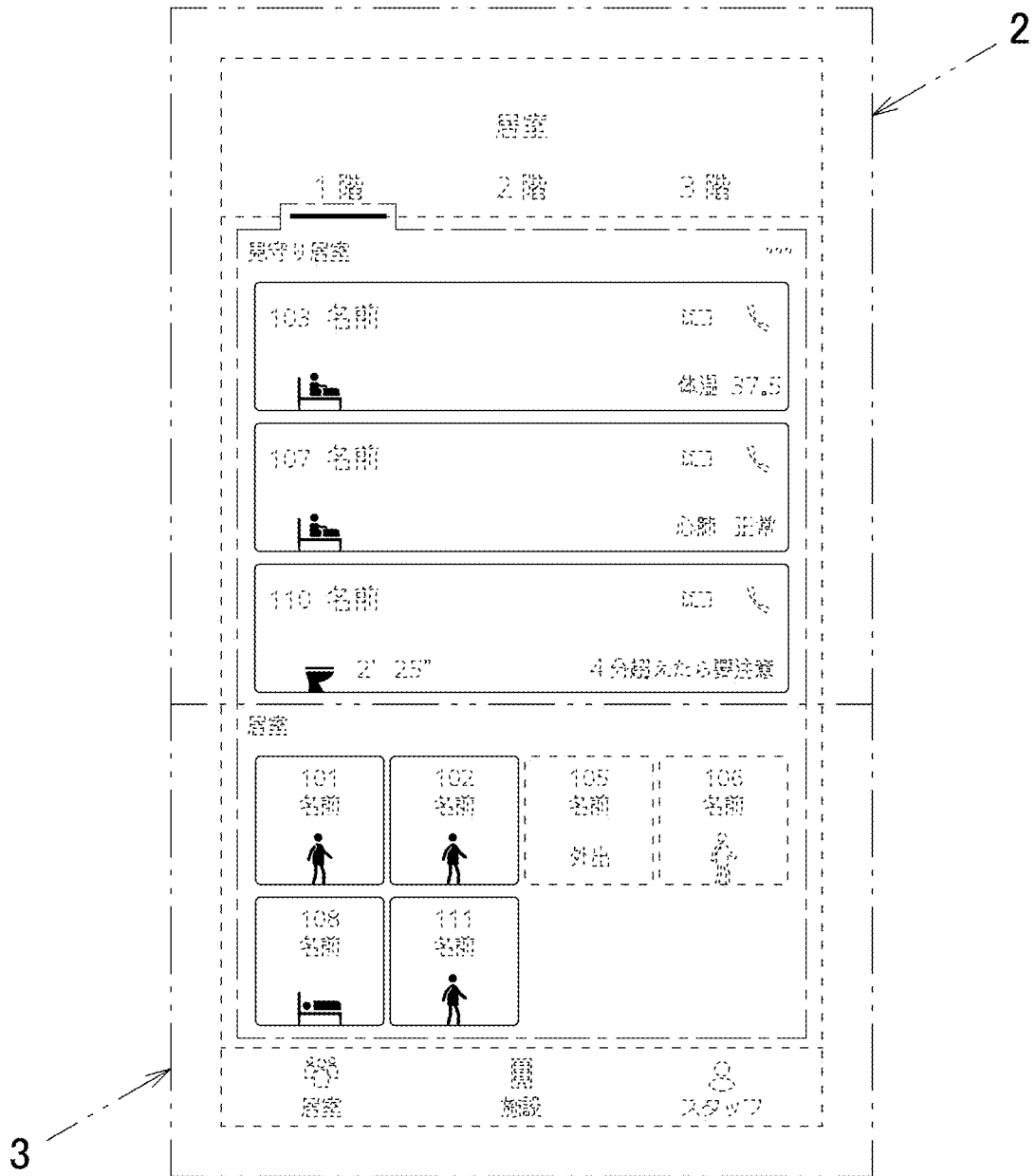


Fig.2

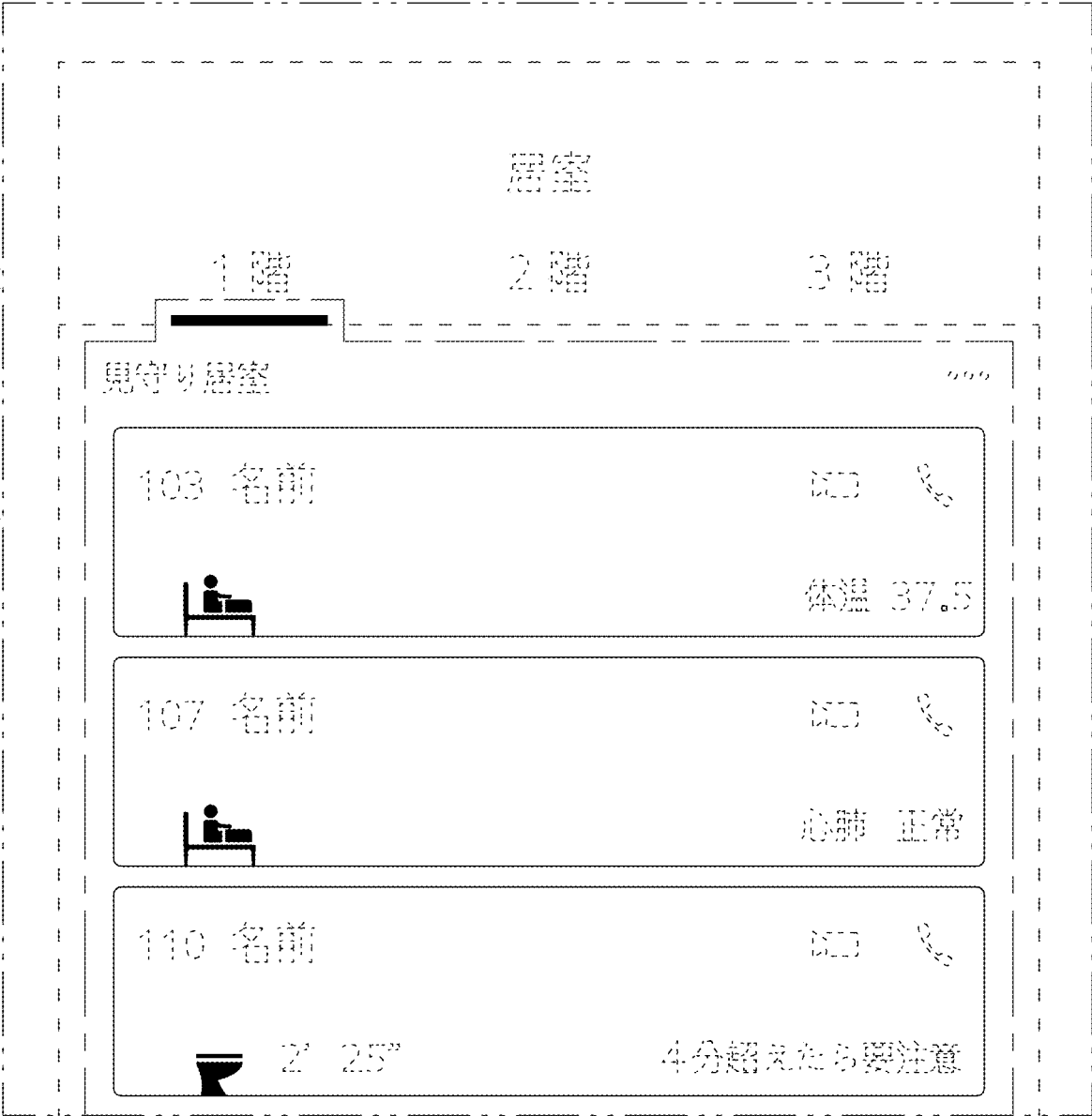


Fig.3

