



US00D715133S

(12) **United States Design Patent**  
**Pan**

(10) **Patent No.:** **US D715,133 S**

(45) **Date of Patent:** **\*\* Oct. 14, 2014**

- (54) **HOOK**
- (71) Applicant: **3M Innovative Properties Company**,  
St. Paul, MN (US)
- (72) Inventor: **Angela L. Pan**, Woodbury, MN (US)
- (73) Assignee: **3M Innovative Properties Company**,  
St. Paul, MN (US)
- (\*\*) Term: **14 Years**
- (21) Appl. No.: **29/487,018**
- (22) Filed: **Apr. 4, 2014**
- (51) **LOC (10) Cl.** ..... **08-05**
- (52) **U.S. Cl.**  
USPC ..... **D8/367**
- (58) **Field of Classification Search**  
CPC ..... A47G 1/00; A47G 25/00  
USPC ..... D8/367, 354, 349, 373; D6/323;  
248/301-304, 339  
See application file for complete search history.

D494,452 S *	8/2004	Sheldon et al.	.....	D8/367
D543,837 S *	6/2007	Newbould et al.	.....	D8/367
D554,481 S *	11/2007	Newbould et al.	.....	D8/367
D554,482 S *	11/2007	Hager et al.	.....	D8/367
D565,939 S *	4/2008	Newbould et al.	.....	D8/367
D572,121 S *	7/2008	Shiffler	.....	D8/367
D579,322 S *	10/2008	Newbould et al.	.....	D8/367
D583,653 S *	12/2008	Thompson et al.	.....	D8/367
D584,939 S *	1/2009	Snell	.....	D8/367
D603,688 S *	11/2009	Chiu	.....	D8/367
D609,995 S *	2/2010	Hager et al.	.....	D8/367
7,833,620 B2 *	11/2010	Enserink et al.	.....	428/321.1
D632,951 S *	2/2011	McGreevy et al.	.....	D8/367
D641,228 S *	7/2011	Qiblawi et al.	.....	D8/367
D641,229 S *	7/2011	Qiblawi et al.	.....	D8/367
D665,653 S *	8/2012	Thompson et al.	.....	D8/367
D678,041 S *	3/2013	Pan et al.	.....	D8/367
D680,804 S *	4/2013	Gilboe	.....	D7/367
D697,387 S *	1/2014	Starck	.....	D8/367
D697,388 S *	1/2014	Pan	.....	D8/367
D697,389 S *	1/2014	Pan	.....	D8/367

\* cited by examiner

*Primary Examiner* — Cynthia Underwood  
(74) *Attorney, Agent, or Firm* — Irina Hass

(56) **References Cited**

U.S. PATENT DOCUMENTS

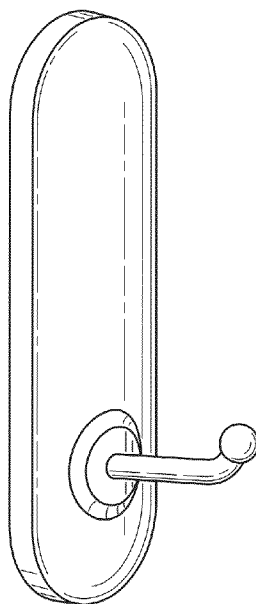
D241,206 S *	8/1976	Halsted et al.	.....	D6/323
D289,139 S *	4/1987	Chasen	.....	D8/367
D289,255 S *	4/1987	Chasen	.....	D8/367
D307,539 S *	5/1990	Goodman et al.	.....	D8/367
D339,058 S *	9/1993	Greenhut et al.	.....	D8/367
D345,497 S *	3/1994	Miller	.....	D8/367
D361,930 S *	9/1995	Fillipp et al.	.....	D8/367
D390,014 S *	2/1998	Ho	.....	D6/323
D393,412 S *	4/1998	Bries et al.	.....	D8/367
D417,385 S *	12/1999	Bries et al.	.....	D8/367
6,325,342 B1 *	12/2001	Dignat	.....	248/118
D480,292 S *	10/2003	Johansson et al.	.....	D8/367


(57) **CLAIM**  
The ornamental design for a hook, as shown and described.

**DESCRIPTION**

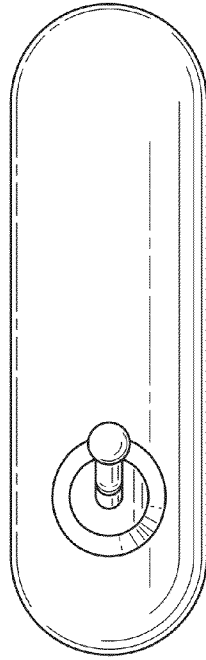
FIG. 1 is a perspective view showing the new design for a hook;  
FIG. 2 is a front view thereof;  
FIG. 3 is a rear view thereof;  
FIG. 4 is a right side view thereof, a left side view being a mirror image thereof;  
FIG. 5 is a top view thereof; and,  
FIG. 6 is a bottom view thereof.

**1 Claim, 1 Drawing Sheet**

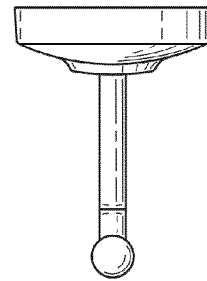





*Fig. 1*



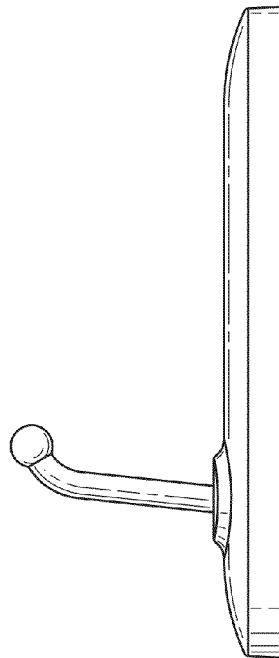
*Fig. 2*



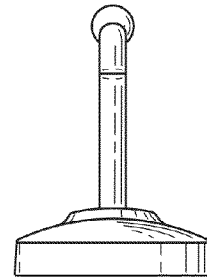
*Fig. 5*



*Fig. 3*



*Fig. 4*



*Fig. 6*