



US00D807904S

(12) **United States Design Patent**
Howard et al.

(10) **Patent No.:** **US D807,904 S**
(45) **Date of Patent:** **** Jan. 16, 2018**

(54) **DISPLAY SCREEN WITH ANIMATED GRAPHICAL USER INTERFACE**
(71) Applicant: **Caterpillar Inc.**, Peoria, IL (US)
(72) Inventors: **Mitchell Howard**, Lebanon, IN (US); **David Ochoa**, Peoria, IL (US); **Omar Bennani**, Chicago, IL (US)
(73) Assignee: **Caterpillar Inc.**, Peoria, IL (US)
(**) Term: **15 Years**
(21) Appl. No.: **29/572,213**
(22) Filed: **Jul. 26, 2016**
(51) **LOC (11) Cl.** **14-04**
(52) **U.S. Cl.**
USPC **D14/486**
(58) **Field of Classification Search**
USPC D14/485-495
CPC G06F 3/0482; G06F 3/0484; G06F 3/0485; G06F 3/0486
See application file for complete search history.

(56) **References Cited**

U.S. PATENT DOCUMENTS

D675,222	S *	1/2013	Woo	D14/487
D720,765	S *	1/2015	Xie	D14/486
D720,766	S *	1/2015	Mandal	D14/486
D734,350	S *	7/2015	Inose	D14/486
D746,858	S *	1/2016	Vogt	D14/488
D752,604	S *	3/2016	Zhang	D14/485
D753,703	S *	4/2016	Villamor	D14/488
D757,032	S *	5/2016	Sabia	D14/485
D758,386	S *	6/2016	Zhang	D14/485
D759,085	S *	6/2016	Anzures	D14/486
D768,688	S *	10/2016	Chow-Quan	D14/486
D769,288	S *	10/2016	Su	D14/486
D771,672	S *	11/2016	Tanabe	G06F 11/32
					D14/486
D776,140	S *	1/2017	Address	D14/486

D781,900	S *	3/2017	Apodaca	D14/486
D781,906	S *	3/2017	Yu	D14/487
D783,652	S *	4/2017	Guan	D14/486
D785,649	S *	5/2017	van den Berg	D14/486
D788,130	S *	5/2017	Torchin	D14/485
D788,137	S *	5/2017	Zhu	D14/486
D788,144	S *	5/2017	Kim	D14/486
D789,956	S *	6/2017	Ortega	D14/486
2005/0034083	A1 *	2/2005	Jaeger	G06F 3/04847
					715/863
2011/0161878	A1 *	6/2011	Stallings	G06F 3/0482
					715/811
2012/0159393	A1 *	6/2012	Sethi	G06F 17/30554
					715/830
2013/0069976	A1 *	3/2013	Lee	G06F 3/016
					345/619
2013/0132854	A1 *	5/2013	Raleigh	G06F 3/0482
					715/738

(Continued)

Primary Examiner — Ian Simmons
Assistant Examiner — Shannon Morgan

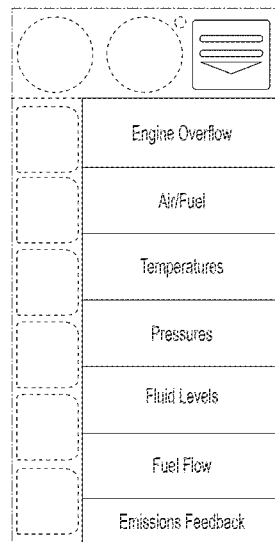

(57) **CLAIM**

The ornamental design for a display screen with animated graphical user interface, as shown and described.

DESCRIPTION

FIG. 1 is a front view of a first image of a display screen with animated graphical user interface showing our new design; and, FIG. 2 is a front view of a second image thereof. The appearance of the transitional image sequentially transitions between the images shown in FIGS. 1-2. The broken lines of uneven length show the display screen and form no part of the claimed design. The broken lines of even length shown in the drawings illustrate portions of the display screen with animated graphical user interface that form no part of the claimed design.

1 Claim, 2 Drawing Sheets



(56)

References Cited

U.S. PATENT DOCUMENTS

2014/0282222	A1*	9/2014	Eim	G06F 3/04842 715/783
2014/0344757	A1*	11/2014	Shin	G06F 3/04842 715/835
2016/0253651	A1*	9/2016	Park	G06F 3/0482 705/39
2017/0024091	A1*	1/2017	Hosier, Jr.	G06F 3/0482
2017/0060349	A1*	3/2017	Munoz	G06F 3/0481
2017/0149959	A1*	5/2017	Shin	H04M 1/72583

* cited by examiner




FIG. 1

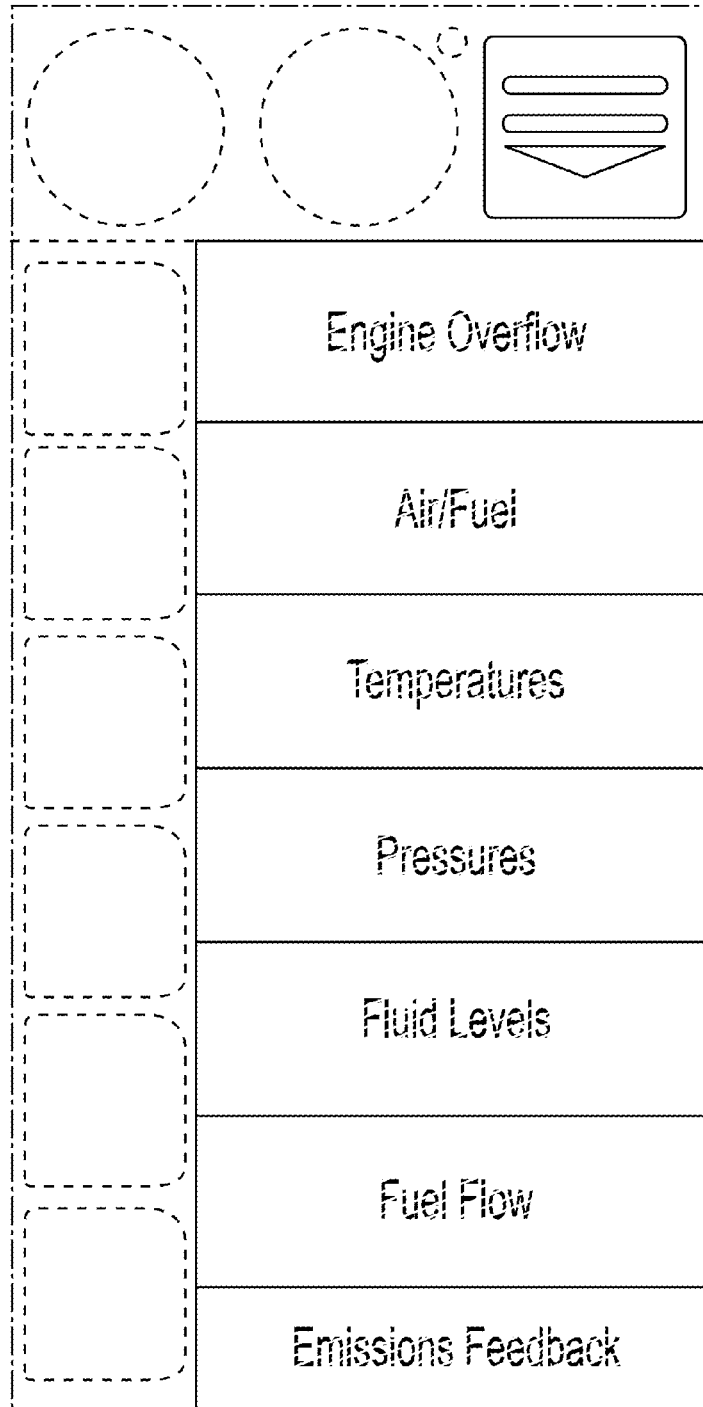


FIG. 2