



US00D614427S

(12) **United States Design Patent**
Nejad

(10) **Patent No.:** **US D614,427 S**

(45) **Date of Patent:** **** Apr. 27, 2010**

(54) **KEY RETAINING POCKET**

(76) Inventor: **Amir R. Nejad**, 7800 Gloria Ave., Van Nuys, CA (US) 91406

(**) Term: **14 Years**

(21) Appl. No.: **29/312,930**

(22) Filed: **Nov. 24, 2008**

(51) **LOC (9) Cl.** **06-04**

(52) **U.S. Cl.** **D6/553**

(58) **Field of Classification Search** **D6/552, D6/553, 567, 569, 491, 509, 510, 571, 573; D3/201, 254, 303, 304, 315; 206/730, 45.21, 206/214, 260, 278; 211/13.1, 85.7, 45, 70.1, 211/71.01, 72, 86.01, 87.01; D19/65, 86, D19/90, 91, 99, 78**

See application file for complete search history.

(56) **References Cited**

U.S. PATENT DOCUMENTS

D242,098 S *	11/1976	Leopold	D6/571
D246,748 S *	12/1977	Tricario	D6/573
4,100,684 A *	7/1978	Berger	D19/78
D280,466 S *	9/1985	Seltzer et al.	D19/90
D286,120 S *	10/1986	Szablak et al.	D6/553
D286,238 S *	10/1986	Burton	D6/573

D286,485 S *	11/1986	Frizzell	D6/573
D324,883 S *	3/1992	Demirjian	D19/90
D437,719 S *	2/2001	Dicellis	D6/571

* cited by examiner

Primary Examiner—Brian N Vinson

(74) *Attorney, Agent, or Firm*—Albert O. Cota

(57) **CLAIM**

The ornamental design for a key retaining pocket, as shown and described.

DESCRIPTION

FIG. 1 is a perspective view of a key retaining pocket showing my new design;

FIG. 2 is a front elevational view thereof, showing a key and key fob inserted into the key retaining pocket, which are shown in broken lines for illustrative purpose only and form no part of the claimed design;

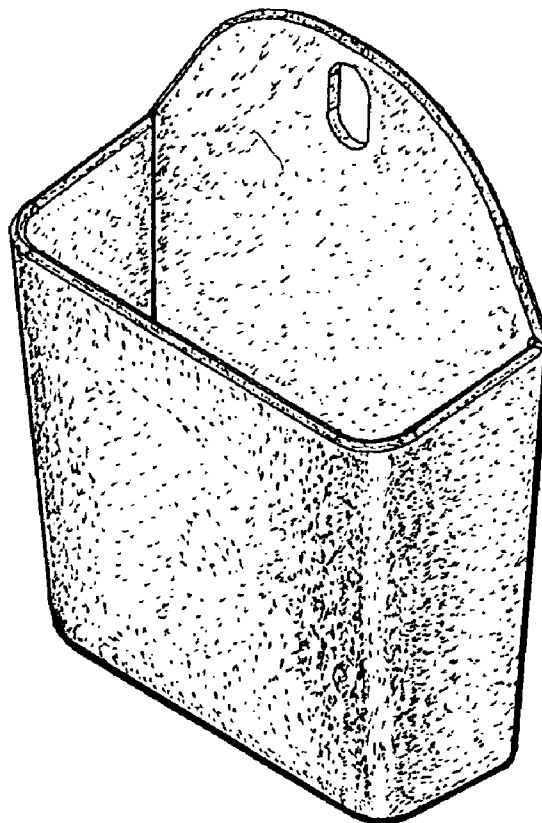
FIG. 3 is a top plan view thereof;

FIG. 4 is a right side elevational view thereof, the left side view being a mirror image;

FIG. 5 is a rear elevational view thereof; and,

FIG. 6 is a bottom plan view thereof.

1 Claim, 4 Drawing Sheets



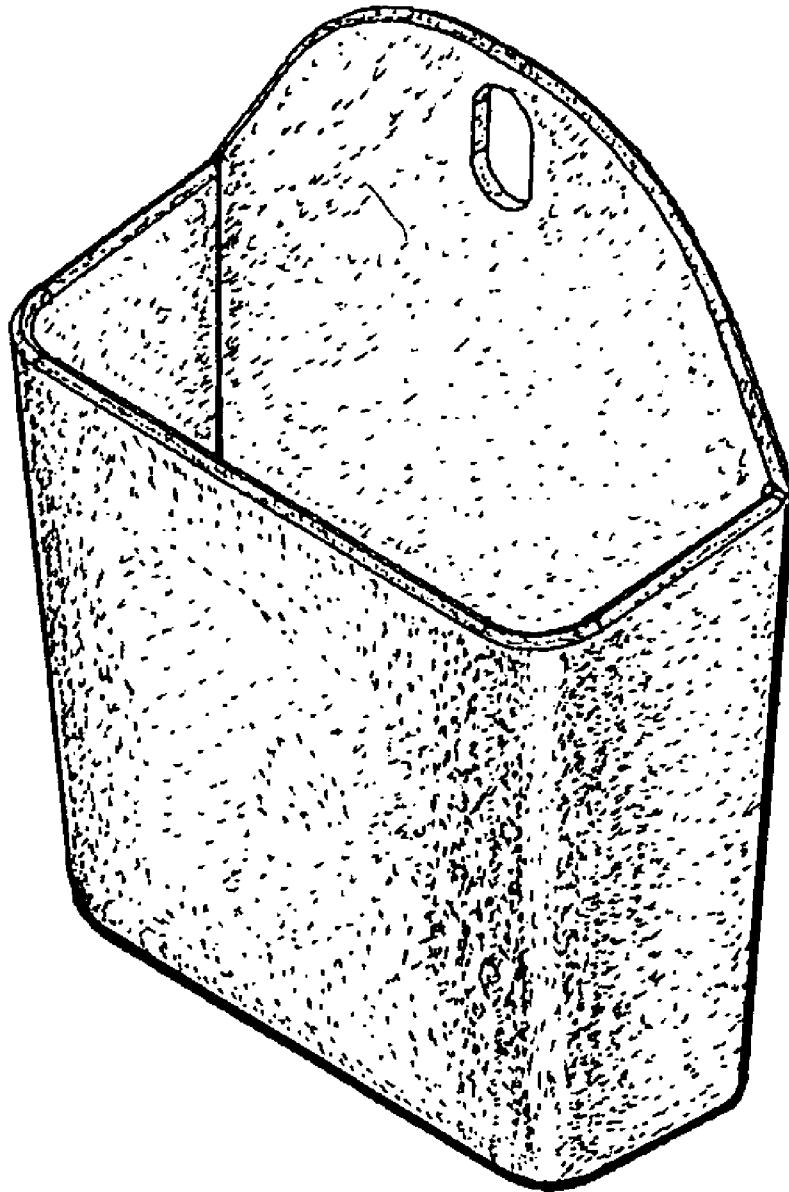


Fig. 1




Fig. 3

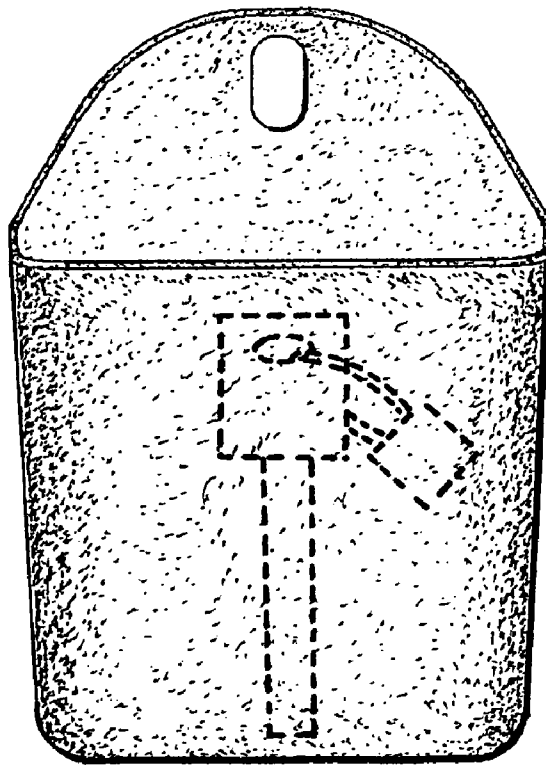


Fig. 2

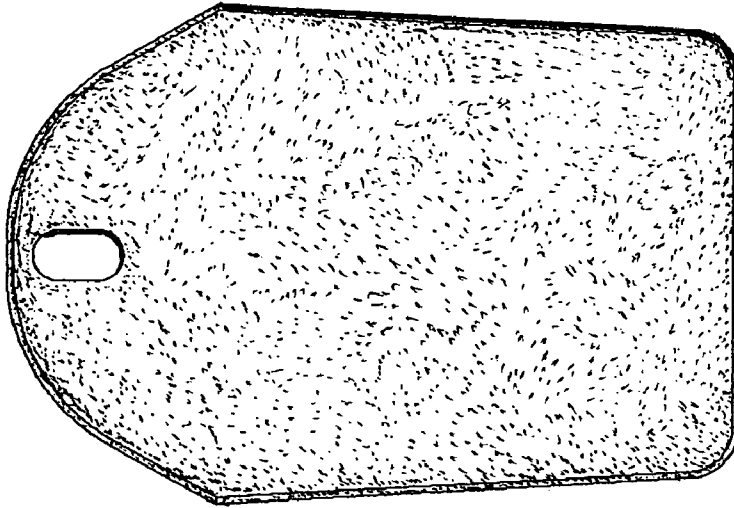


Fig. 5




Fig. 4



Fig. 6