



US00D753763S

(12) **United States Design Patent**  
**Karabachian et al.**

(10) **Patent No.:** **US D753,763 S**  
(45) **Date of Patent:** **\*\* Apr. 12, 2016**

- (54) **PAPERCLIP HOLDER**
- (71) Applicants: **Sevak Karabachian**, Pasadena, CA  
(US); **Grace Janoyan**, Pasadena, CA  
(US); **Hrag Saboundjian**, Altadena, CA  
(US)
- (72) Inventors: **Sevak Karabachian**, Pasadena, CA  
(US); **Grace Janoyan**, Pasadena, CA  
(US); **Hrag Saboundjian**, Altadena, CA  
(US)
- (\*\*) Term: **14 Years**
- (21) Appl. No.: **29/507,620**
- (22) Filed: **Oct. 29, 2014**
- (51) **LOC (10) Cl.** ..... **19-02**
- (52) **U.S. Cl.**  
USPC ..... **D19/75**
- (58) **Field of Classification Search**  
USPC ..... D3/206, 266; D6/678.4, 705.6, 705.7;  
D7/600.1; D19/75-92; D9/601, 609;  
D21/584, 611  
CPC ..... A47B 63/00; A47F 7/14; A47F 7/145;  
B42F 7/00; B42F 7/02; B42F 7/10; B42F  
17/02; B42F 17/08  
See application file for complete search history.

D81,192 S *	5/1930	Howell	.....	D21/611
D97,620 S *	11/1935	Stronach	.....	D21/611
D100,320 S *	7/1936	Fales	.....	D11/51
2,134,063 A *	10/1938	Turchanyi	.....	A63H 3/06 446/221
D137,490 S *	3/1944	Flynt	.....	D21/592
2,496,951 A *	2/1950	Menzin	.....	A63H 9/00 403/107
D178,558 S *	8/1956	Uttz	.....	D21/611
D186,323 S *	10/1959	Kinniburgh	.....	D21/611
D193,720 S *	10/1962	Him	.....	D21/611
D218,138 S *	7/1970	Smith	.....	D1/110
D266,658 S *	10/1982	Carbajales	.....	D11/158
D279,659 S *	7/1985	Carbajales	.....	D11/158
D525,533 S *	7/2006	Edwards	.....	D9/609
D558,935 S *	1/2008	Rutherford	.....	D21/611
D559,476 S *	1/2008	Rutherford	.....	D21/611

\* cited by examiner

*Primary Examiner* — Elizabeth Albert  
(74) *Attorney, Agent, or Firm* — Berliner Steffin AZOD LLP

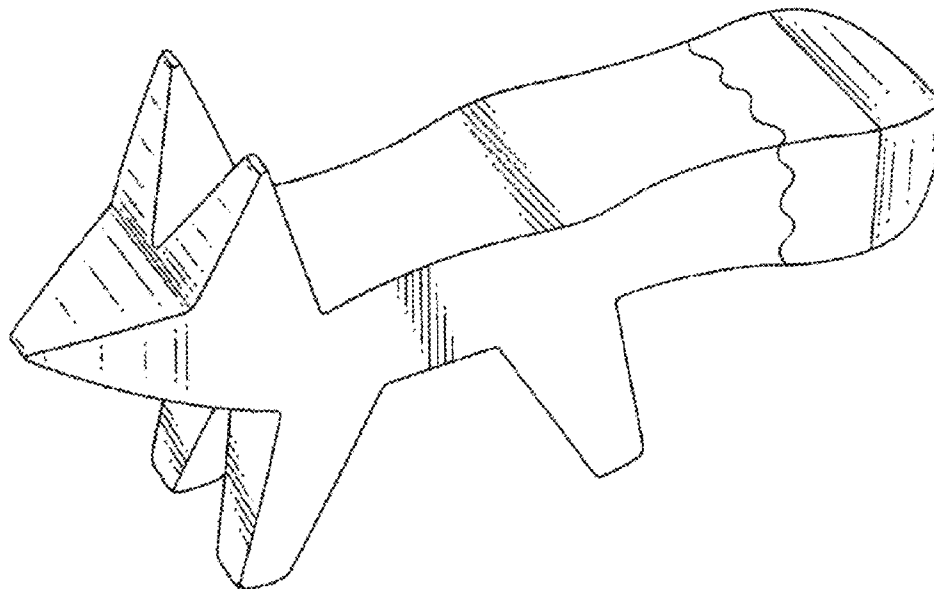
(57) **CLAIM**  
The ornamental design for a paperclip holder, as shown and described.

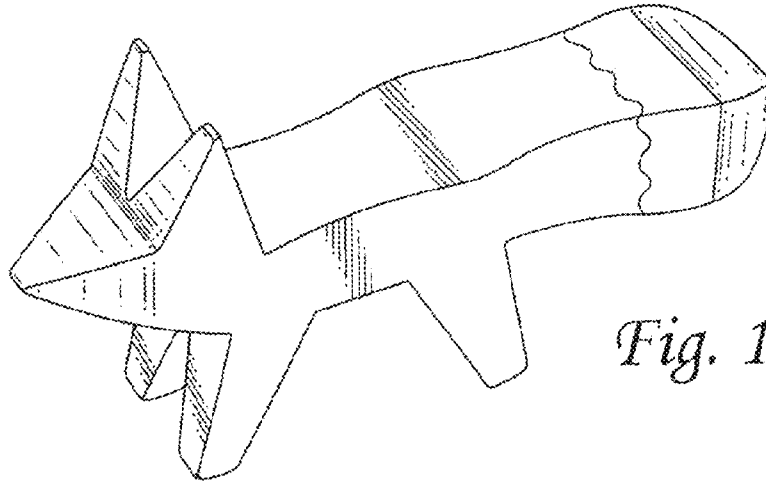
**DESCRIPTION**

FIG. 1 is a perspective view of the paperclip holder; FIG. 2 is a right side elevation view of view thereof; FIG. 3 is a left side elevation view of view thereof; FIG. 4 is a top plan view thereof; FIG. 5 is a bottom plan view thereof; FIG. 6 is a front elevation view thereof; and, FIG. 7 is a rear elevation view thereof.

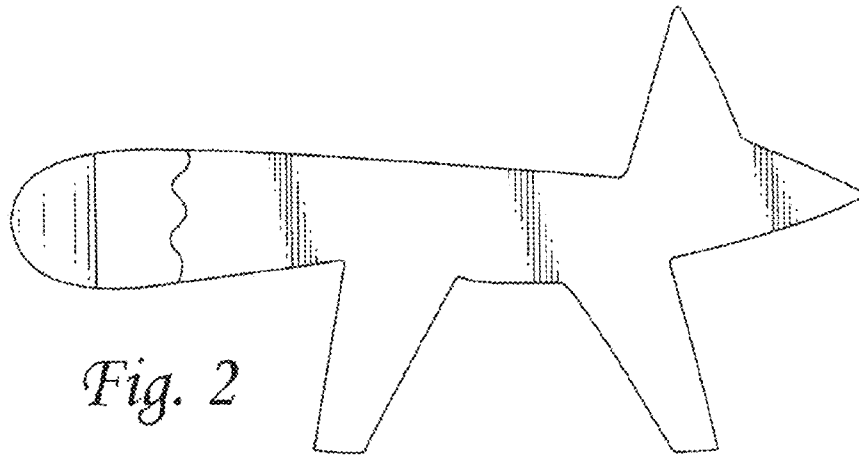
**1 Claim, 2 Drawing Sheets**

- (56) **References Cited**  
U.S. PATENT DOCUMENTS  
1,336,434 A \* 4/1920 Humbert ..... A63H 3/16  
446/100  
D64,336 S \* 4/1924 Berger ..... D21/592  
D72,237 S \* 3/1927 Plooster ..... D21/611

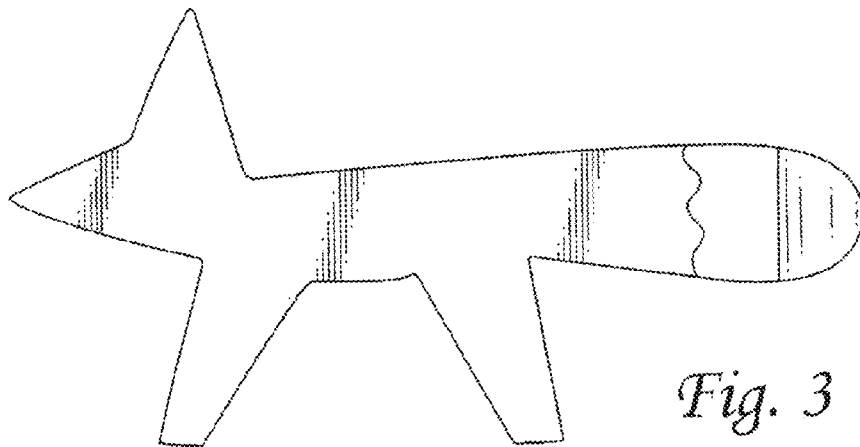




*Fig. 1*



*Fig. 2*



*Fig. 3*

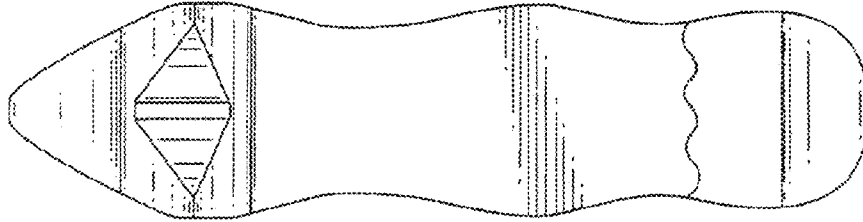


Fig. 4

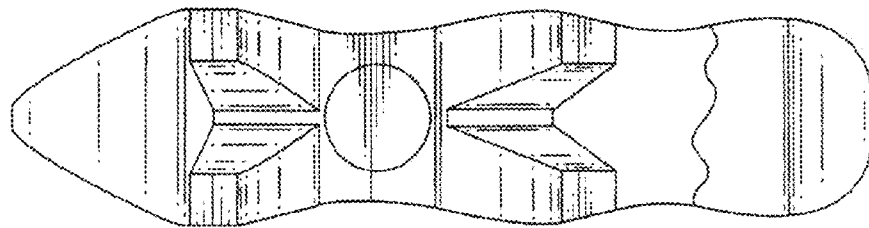


Fig. 5

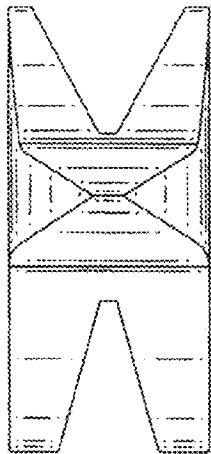


Fig. 6

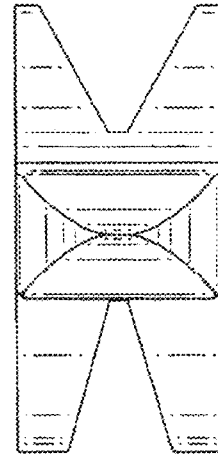


Fig. 7