

(19) World Intellectual Property Organization
International Bureau



(43) International Publication Date
22 November 2001 (22.11.2001)

PCT

(10) International Publication Number
WO 01/88535 A1

- (51) International Patent Classification⁷: **G01N 33/53**
- (21) International Application Number: PCT/EP01/05557
- (22) International Filing Date: 16 May 2001 (16.05.2001)
- (25) Filing Language: English
- (26) Publication Language: English
- (30) Priority Data:
00110428.0 16 May 2000 (16.05.2000) EP
- (71) Applicant (for all designated States except US):
BIOCHIP TECHNOLOGIES GMBH [DE/DE];
Engesserstrasse 4b, 79108 Freiburg (DE).
- (72) Inventor; and
- (75) Inventor/Applicant (for US only): **KLAPPROTH, Holger** [DE/DE]; Kehlerstrasse 12, 79108 Freiburg (DE).
- (74) Agent: **STÜRKEN, Joachim**; Patentanwaltsgesellschaft mbH, Engesserstrasse 4b, 79108 Freiburg (DE).
- (81) Designated States (national): AE, AG, AL, AM, AT, AU, AZ, BA, BB, BG, BR, BY, BZ, CA, CH, CN, CR, CU, CZ, DE, DK, DM, DZ, EE, ES, FI, GB, GD, GE, GH, GM, HR, HU, ID, IL, IN, IS, JP, KE, KG, KP, KR, KZ, LC, LK, LR, LS, LT, LU, LV, MA, MD, MG, MK, MN, MW, MX, MZ, NO, NZ, PL, PT, RO, RU, SD, SE, SG, SI, SK, SL, TJ, TM, TR, TT, TZ, UA, UG, US, UZ, VN, YU, ZA, ZW.
- (84) Designated States (regional): ARIPO patent (GH, GM, KE, LS, MW, MZ, SD, SL, SZ, TZ, UG, ZW), Eurasian patent (AM, AZ, BY, KG, KZ, MD, RU, TJ, TM), European patent (AT, BE, CH, CY, DE, DK, ES, FI, FR, GB, GR, IE, IT, LU, MC, NL, PT, SE, TR), OAPI patent (BF, BJ, CF, CG, CI, CM, GA, GN, GW, ML, MR, NE, SN, TD, TG).
- Published:**
— with international search report
- For two-letter codes and other abbreviations, refer to the "Guidance Notes on Codes and Abbreviations" appearing at the beginning of each regular issue of the PCT Gazette.*



WO 01/88535 A1

(54) Title: LINKER SYSTEM FOR ACTIVATING SURFACES FOR BIOCONJUGATION AND MEHTODS FOR THEIR USE

(57) Abstract: The present invention relates to a linker system for surfaces for bioconjugation, and particularly to a linker system having a novel hydrophilic spacer group. The inventive linker system may be used for the construction of sensor chips or biochips for the detection of sample biomolecules.

LINKER SYSTEM FOR ACTIVATING SURFACES FOR BIOCONJUGATION AND METHODS FOR THEIR USE

The present invention relates to a linker system for activating surfaces for bioconjugation, and particularly to a linker system having a novel hydrophilic spacer group.

5

Due to the steadily growing importance of micro techniques in a wide variety of scientific applications, the development of systems which allow the interaction of molecules with surfaces remains a critical issue. Such interactions include the possibility of removing specific molecules from a sample, e.g. to facilitate their analysis/detection, but also of presenting molecules on a surface, thus allowing subsequent reactions to take place. These principles for the immobilization of molecules can be applied in sensor or chromatographic systems or for the provision of modified surfaces in general.

In recent years there have been numerous approaches to fabricate sensor chips or biochips which are based on self-assembled monolayers (SAM's) of bifunctional molecules which directly or indirectly couple sample molecules to the sensor surface. Typically, these bifunctional molecules carry for example a silane or thiol/disulfide moiety in order to achieve a bond with the inorganic surface and an additional functional group (e.g. amino groups or epoxide groups) which interact with sample molecules, often contained in biological samples in the form of an oligonucleotide, a protein or a polysaccharide etc.

While the formation of a direct bond between the bifunctional compound and the sample molecule is possible, the sample molecules do not necessarily interact directly with the linkers or couplers, respectively, forming the monolayer. Alternatively, appropriate immobilized biomolecules themselves can act as probes for the detection of sample molecules. Such probe molecules can equally be immobilized via a reaction with the free functional groups of the monolayer. In particular, if biomolecules are used as probe molecules, their presence may significantly enhance the specificity of the interaction of the sample molecules with the modified surface.

30

Although these techniques are well established for this purpose, the application of standard detection methods is problematic, especially in cases where the surface area

available for the detection of one specific type of sample molecules is restricted, e.g. if a variety of molecules is to be analyzed in a parallel process, since the monolayers are limited in their graft density. Thus, suitable detectors have to meet very high requirements with regard to their sensitivity, and the minimum surface area on a sensor necessary for the
5 detection of one type of sample molecule cannot be easily reduced.

Moreover, the maximum density, i.e. one sample or probe molecule per functional group of the linkers or couplers, respectively, can hardly be attained, since due to sterical hindrance on the two-dimensionally extended monolayer, only a fraction of the functional
10 groups will be able to react with sample or probe molecules. Thus, the overall graft density is low and normally not well defined.

For the preparation of the above-mentioned sensor chips or biochips which are normally employed in aqueous environments appropriately hydrophilic layers
15 functionalized/activated for conjugation with sample or probe molecules are often used. These hydrophilic layers are, in contrast to hydrophobic layers, wettable and thus have a better printability for applying onto a respective surface, for example in the form of a patterned array.

20 In case of coupling to a silicon oxide or derived substrate, e.g. a glass surface etc., commonly aminosilanes, e.g. trimethoxysilylpropylamine (APTF), are used in a first step for modification (silanization) of the surface. In a second step of activating said surface the free amino groups of the aminosilanes are functionalized with a heterobifunctional crosslinker capable of covalently binding to the desired sample or probe molecule, e.g.
25 succinimidyl 4-[maleimidophenyl]butyrate (SMPB) in case of thiol-modified DNA oligomers (cf. Chrisey, Lee and O'Ferrell, Nucleic Acids Research, 1996, Vol. 24, No. 15, pp. 3031-3039).

The above-mentioned aminosilane based method, however, has the disadvantages that the
30 reaction steps following silanization result in a reduced maximum grafting density, and that the method as such is laborious and difficult to control. Further, the resulting

hydrophilic layers are in the biologically suitable pH range positively charged. It is not possible to obtain negatively charged or uncharged layers. A strong positive charge would cause a strong unspecific absorption of negatively charged molecules and a strong repulsion of positively charged molecules.

5

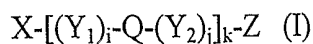
While various attempts have been made to overcome the problems of the aminosilane based method outlined above there is still a need for alternative positive hydrophilic layers, and particularly for negatively charged or uncharged hydrophilic layers. With these different types of layers the surface may easily be adapted to the particular analytical
10 problem.

Accordingly, it is an object of the present invention to provide such alternative positive hydrophilic layers, and in particular to provide negatively charged or uncharged hydrophilic layers.

15

These and other objects and features of the invention will be apparent from the description and claims which follow.

Accordingly, the invention provides as per claim 1 a linker system for activating surfaces
20 for bioconjugation having the following general formula (I):



wherein X is a reactive group capable of covalently binding to a surface, Z is a reactive
25 group capable of covalently binding to a biomolecule, with the proviso that X is not Z, Y₁ and Y₂ are independently from each other CR₁R₂ with R₁ and R₂ being independently from each other H, C₁-C₄ alkyl, C₁-C₄ alkoxy or C₁-C₄ acyloxy, i, j, k are independently from each other an integer in the range from 1 to 10, with the proviso that the total number of C atoms in Y₁ and Y₂, the C atoms of R₁ and R₂ not included, is in the range of 2 to
30 100, and Q is a hydrophilic atom or group selected from the group consisting of O, NH, C=O, O-C=O and CR₃R₄, wherein R₃ and R₄ are independently from each other selected

- 4 -

from the group consisting of H, OH, C₁-C₄ alkoxy and C₁-C₄ acyloxy, with the proviso that R₃ and R₄ are not H at the same time and that for Q = NH Z is not NH₂, and wherein in the case of k > 1 the Q's for each [(Y₁)_i-Q-(Y₂)_j]_k are independently selected from each other.

5

The inventive linker system allows the preparation of positively or negatively charged or uncharged layers on the substrate which have a good wettability. Further, after coupling to the surface, for example by silanization, no further steps are required, for example coupling with a bifunctional linker, to built up the final linker system resulting in an improved graft density. For example, if Z is an epoxy group, which reactive group may be introduced directly, the inventive linker system may directly bind to biomolecules such as DNA. In addition, the inventive linker system can easily be printed on a surface by using conventional printing techniques, for example as detailed below.

10 Further advantageous or preferred embodiments are subject-matter of the subclaims.

In the following more detailed description of the invention the disclosure content of the documents cited throughout the specification is incorporated herewith by reference.

20 In the above linker system said reactive group X is not particularly limited and may be selected according to the practical situation, i.e. the surface the binding to which is intended for. For example, thiol and disulfide groups may bind to gold surfaces, alkoxy- or halogensilanes may bind to glass and ceramic surfaces, and groups capable of forming free radicals, for example on exposure to light such as UV light, may bind to plastic surfaces, 25 i.e. comprising organic polymers.

For example said reactive group X is selected from the group consisting of a disulfide group (-SS-), a thiol or mercapto group (-SH), a silane group SiW₃ with W being a hydrolysable atom or group, and a group capable of forming free radicals, for example on exposure to light, such as an anthrathione group or a derivative thereof, an anthraquinone group or a derivative thereof, a benzophenone group or a derivative thereof.

30

Preferably said hydrolysable atom or group W is selected from the group consisting of halides such as Cl, Br, I and F, C₁-C₄ alkoxy groups such as methoxy, ethoxy, propoxy, iso-propoxy, n-butoxy, iso-butoxy or tert-butoxy groups, C₁-C₄ acyloxy such as formyl, acetyl, propionyl, iso-propionyl, n-butyryl, iso-butyryl or tert-butyryl groups and amino groups.

Further suitable reactive groups X are for example described in the textbook "Bioconjugate Techniques" by G. T. Hermanson, Academic Press, 1996. As examples for original papers in this regard there might be mentioned Chrisey, Lee and O'Ferrell, Nucleic Acids Research, 1996, Vol. 24, No. 15, pp. 3031-3039; or Beier and Hoheisel, Nucleic Acids Research, 1999, Vol. 27, No. 9, pp. 1970-1977, disclosing in particular ETA, PEDAs as defined therein, which are also suitable in the invention.

As already defined above Y₁ and Y₂ may be independently from each other CR₁R₂ with R₁ and R₂ being independently from each other H, C₁-C₄ alkyl, for example methyl, ethyl, propyl, iso-propyl, butyl, iso-butyl or tert-butyl; or C₁-C₄ alkoxy, for example, methoxy, ethoxy, propoxy, iso-propoxy, n-butoxy, iso-butoxy or tert-butoxy; or C₁-C₄ acyloxy such as formyl, acetyl, propionyl, iso-propionyl, n-butyryl, iso-butyryl or tert-butyryl.

The indices i, j, k are independently from each other an integer in the range from 1 to 10, with the proviso that the total number of C atoms in Y₁ and Y₂, the C atoms of R₁ and R₂ not included, is in the range of 2 to 100, for example 2 to 80, or 2 to 60, or 2 to 40, or 2 to 20, in particular 2 to 18, or 2 to 16, or 2 to 14, or 2 to 12, or 2 to 10, or 2 to 8.

In this context it should be noted that the sole reason for the above proviso is, that an ideal distance of a DNA to a hydrophobic surface is known to be about 100 carbon atoms. Thus, there is actually no maximum spacer length for any chemical reasons but a maximum appropriate or useful spacer length. On the other hand, it is also known that the longer the spacer the lower the graft density.

- 6 -

Specific examples for Y_1 and Y_2 , which may be the same or different from each other, are depending from the respective values of i and j methylene, ethylene, tri-, tetra-, penta-, hexa-, hepta-, octa-, nona- or decamethylene groups, which in addition may be branched or substituted as defined above for R_1 and R_2 . It is to be understood that Y_1 and Y_2 do not
5 have such a chain length that solidification results, or are so extensively branched that formation of monolayers on a surface is inhibited or prevented. The same is true in the case of $k > 1$ for each "repeating block" $[(Y_1)_i-Q-(Y_2)_j]_k$.

Q is a hydrophilic atom or group which is not particularly limited as long as its function of
10 imparting hydrophilicity to the inventive linker system is not affected. In general, hydrophilicity may result from polarization of a molecule by the electron-attracting action of atoms being more electronegative than carbon atoms. For example, hydrophilic atoms or groups are capable of forming hydrogen bonds or bridges in an aqueous environment resulting in hydration, which leads to an improved accessibility for hydrophilic molecules.

15

Suitable hydrophilic atoms or groups for use in the inventive linker system are selected from the group consisting of O, NH, C=O (keto group), O-C=O (ester group) and CR_3R_4 , wherein R_3 and R_4 are independently from each other selected from the group consisting of H, OH, C_1 - C_4 alkoxy and C_1 - C_4 acyloxy with the proviso that R_3 and R_4 are not H at the
20 same time and that for $Q = NH Z$ (as defined below) is not NH_2 .

Specific examples for C_1 - C_4 alkoxy are methoxy, ethoxy, propoxy, iso-propoxy, n-butoxy, iso-butoxy or t-butoxy. Specific examples for C_1 - C_4 acyloxy are formyl, acetyl, propionyl, iso-propionyl, n-butyryl, iso-butyryl or tert-butyryl. Further, it is to be understood that
25 CR_3R_4 as Q is not so extensively branched that formation of monolayers on a surface is inhibited or prevented.

For Q also S (sulfur) or S-S (disulfide) might be considered, but are, however, not preferred since the resulting compounds are in general malodorous. In addition, disulfide
30 bridges may be easily reduced resulting in a breakage of the linker system.

Further, in the case of $k > 1$ the Q's for each "repeating block" $[(Y_1)_i-Q-(Y_2)_j]_k$ may be independently selected from each other.

In the above linker system said reactive group Z is not particularly limited and may be selected according to the practical situation, i.e. the sample or probe molecule the binding to which is intended for. Since most of the sample or probe molecules, especially in biological or medical applications, comprise sterically unhindered nucleophilic moieties, preferred reactions with said molecules comprise nucleophilic substitution or nucleophilic addition reactions or Diels-Alder reactions leading to a covalent bond between the reactive group Z of the inventive linker system and the sample or probe molecules. Further, also radical substitution is possible.

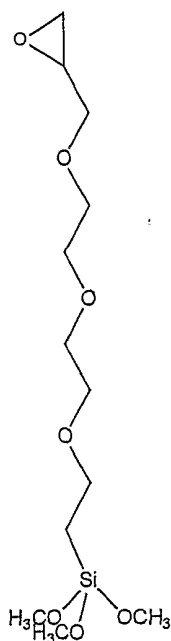
It might be appreciated that the above reactive group Z either represents the one necessary for the interaction with the sample or probe molecules, or can be transformed to such a suitable reactive group in a further step. Further, reactive group Z may be hydrophobic *per se* subject to that the character of the linker system as a whole is still hydrophilic.

For example said reactive group Z is selected from the group consisting of a reactive double bond such as in an acrylic moiety, a diene group such as in butadiene, a dienophilic group such as in maleic anhydride or maleinimide, an epoxy group such as in glycidyl derivatives, an aldehyde group, a hydroxyl group, a carboxylic acid group, an active or reactive ester group such as in N-hydroxysuccinimidyl(NHS)-esters or imidoesters or azlactone, an amino group ($-NH_2$), a disulfide group ($-S-S-$), a thiol or mercapto group ($-SH$), an aziridine group, an isocyanate group ($-N=C=O$), an isothiocyanate group ($-N=C=S$), an azide group and a reactive leaving group such as NHS.

Further suitable reactive groups Z are for example described in the textbook "Bioconjugate Techniques" by G. T. Hermanson, Academic Press, 1996. As examples for original papers in this regard there might be mentioned Chrisey, Lee and O'Ferrell, Nucleic Acids Research, 1996, Vol. 24, No. 15, pp. 3031-3039; or Beier and Hoheisel, Nucleic Acids

Research, 1999, Vol. 27, No. 9, pp. 1970-1977, disclosing in particular PDITC, DSC, DSO, DMS, SMPB, MBS, SMCC, GMBS, MPS and SIAB as defined therein, which are also suitable in the invention.

- 5 A specific example for an inventive linker system has the following formula:



In a further aspect the invention provides a surface carrying an inventive linker system.

- 10 The shape, size or chemical composition of the surface is not particularly limited and may be selected according to the practical situation. For example the surface may be part of a container or may form beads, granules, sheets, plates or films, for example on a suitable substrate. Regarding its chemical composition the surface may for example be selected from the group consisting of a SiO₂ surface (including evaporated or sputtered SiOx
- 15 layers), for example of a silicon wafer, of glass, quartz, fused silica etc. (which SiO₂ surfaces may also contain other oxides such as B₂O₃, Al₂O₃ etc.), gold and a polymer or a plastic such as cycloolefin copolymers (COCs), poly(methyl methacrylate) (PMMA, plexiglass), polystyrene, polyethylene and polypropylene. A suitable COC is for example available from Ticona under the trade name "Topaz".

In a preferred embodiment the inventive linker system forms a patterned array on a surface, e.g. a solid surface.

The creation of patterned arrays of the inventive linker system on a surface is possible by various means, for example by applying standard photolithographic processes, by using
5 micro contact printing or related methods, ink jet techniques or other micro plotting methods. By using any of these techniques, surface structures with dimensions in the micrometer range can be created. For sensor chips or biochips using appropriate labels as detailed below the high parallel mode of signal generation and a significant improvement
10 in the integration of analytical data is the most promising feature of such techniques, which accordingly allow the optimization of automatic analytical procedures.

In another preferred embodiment the surface attached inventive linker system is covalently bonded to a biomolecule, e.g. for use as a probe for a sensor chip or biochip.

15

The above-mentioned biomolecule is not particularly limited and may be selected according to the practical situation. For example the biomolecule is a partner of a specifically interacting system of complementary binding partners for improving selectivity of binding in a complex mixture of components such as a biological fluid.

20

The term "interacting", as used in this specification, includes the formation of covalent bonds, as well as attractive ionic and van-der-Waal's forces and hydrogen bonds.

For example said specifically interacting system of complementary binding partners is
25 based on nucleic acid/complementary nucleic acid, peptide nucleic acid(PNA)/nucleic acid, enzyme/substrate, receptor/effector, lectin/sugar, antibody/antigen, avidin/biotin or -streptavidin/biotin interaction.

The above nucleic acids may be a DNA or RNA, for example an oligonucleotide or an
30 aptamer.

The above antibody may be, but is not restricted to, a polyclonal, monoclonal, chimeric or single-chain antibody or a functional fragment or derivative of such antibodies.

In another aspect the invention relates to a process for the detection of a biomolecule
5 which is a partner of a specifically interacting system of complementary binding partners comprising the steps of

- a) contacting a surface comprising an inventive linker system having covalently attached thereto one partner of a specifically interacting system of complementary binding partners, e.g. a nucleic acid or an antibody, with a sample suspected to contain the complementary binding partner, e.g. a complementary nucleic acid or an antigen,
10
- b) removing non-specifically bound sample components in a washing step, and
- c) detecting the specifically bound sample components.

The detection method is not particularly limited and may be selected according to the
15 practical situation. For example, a colored, fluorescent, bioluminescent, chemoluminescent, phospho-rescent or radioactive label, an enzyme (e.g. in the form of an ELISA assay), an antibody or a functional fragment or derivative thereof, a protein A/gold based system, a biotin/avidin or biotin/streptavidin based system or an enzyme electrode based system may be used.

20

The above detection systems are well-known in the art, see for example F. Lottspeich und H. Zorbas (Eds) in "Bioanalytik", Spektrum Akademischer Verlag Heidelberg 1998. Thus, a detailed description may be dispensed with. Suitable electrochemically or enzyme electrode based systems are described in Angewandte Chemie, 2000, Vol. 112, No. 7, pp.
25 1230-1269.

Depending on the labeling method applied, the detection can be effected by methods known in the art, e.g. via laser scanning or use of CCD cameras.

Further, so-called indirect methods of detection may be applied. An example of such an indirect detection is the use of a secondary labeled antibody (anti-antibody) directed to a first unlabeled antibody which binds to the biomolecule (sample molecule) of interest.

- 5 In yet another aspect the invention relates to a process for the isolation of a biomolecule which is a partner of a specifically interacting system of complementary binding partners comprising the steps of
- a) contacting a surface comprising an inventive linker system having covalently attached thereto one partner of a specifically interacting system of complementary binding
 - 10 partners, e.g. a lectin or an antibody, with a sample suspected to contain the complementary binding partner, e.g. a sugar or an antigen,
 - b) removing non-specifically bound sample components in a washing step, and, optionally,
 - c) eluting the specifically bound sample components, for example by using a
 - 15 chaotropic agent.

The invention further comprises the use of a surface as defined above as an affinity matrix, for example as a stationary phase for chromatographic purposes, or for providing a sensor chip or biochip. The sensor chip or biochip may be part of a medical or diagnostic

20 instrument, which for example may be used for the detection of components in physiological fluids, such as blood, serum, sputum etc.

A regeneration of the inventive surfaces after binding of the linked probe to the respective sample biomolecule to be detected or isolated has taken place is possible, but single uses

25 are preferred in order to ensure the quality of results, in particular in case of detection uses (sensor chips or biochips).

With sensor chips or biochips using an inventive surface as defined above different types of samples can be analyzed with an increased precision and/or reduced need of space in

30 serial as well as parallel detection methods.

- 12 -

In general, the coupling reaction between the linker system of the invention and the molecules to be detected or isolated is performed under conditions which are not detrimental to the sample or probe molecules.

- 5 For example, in a nucleic acid sensor application, the reaction should be carried out in an aqueous solution, and the temperature should not be raised above 95°C. Preferably the temperature is in the range of 40-60°C.

Also, the coupling reaction with the sample or probe biomolecule should proceed at a
10 reasonable rate so that the detection can preferably be accomplished within less than 24 hours without requiring extreme pH-values in the solution. For the immobilization of single strands of synthetic oligonucleotides as a probe, the pH should range between 7 and 11, preferably 7 to 10.

- 15 During the hybridization reaction of the nucleic acid sample molecules with the probe molecules, the bonds between the functional group and the synthetic oligonucleotide single strands as well as the bonds of the linker system to the substrate have to be able to withstand temperatures of more than 65°C, and a pH of 6-9. In cases where DNA is used as a sample molecule, the temperatures may have to be raised up to about 95°C in order to
20 effect a separation of the DNA strands, which is necessary for hybridization.

Suitable hybridization conditions may be established according to conventional protocols described, for example, in Sambrook, "Molecular Cloning, A Laboratory Manual", Cold Spring Harbor Laboratory, N.Y. (1989); Ausubel, "Current Protocols in Molecular
25 Biology", Green Publishing Associates and Wiley Interscience, N.Y. (1989); or Higgins and Hames (Eds) "Nucleic acid hybridization, a practical approach" IRL Press Oxford, Washington DC, (1985).

The setting of conditions is well-known to the skilled artisan and to be determined
30 according to protocols described in the art. Thus, the detection of only specifically hybridizing sequences will usually require stringent hybridization and washing conditions

such as for example 0.1xSSC, 0.1% SDS at 65°C. Exemplary non-stringent hybridization conditions for the detection of homologous or not exactly complementary sequences may be set at 6xSSC, 1% SDS at 65°C.

- 5 As is well known, the length of the probe and the composition of the nucleic acid to be determined constitute further parameters of the hybridization conditions.

The nucleic acids to be analyzed may originate from a DNA library or a genomic library, including synthetic and semisynthetic nucleic acid libraries.

10

For an example of a protein sensor chip application an antibody as defined above may be attached to the inventive linker system.

- 15 The general methodology for producing antibodies is well-known and has been described in, for example, Köhler and Milstein, Nature 256 (1975), 494 and reviewed in J.G.R. Hurrel, ed., "Monoclonal Hybridoma Antibodies: Techniques and Applications", CRC Press Inc., Boca Raton, FL (1982). A further methodology is that taught by L. T. Mimms et al., Virology 176 (1990), 604-619.

- 20 As already stated above the term "antibody" relates to monoclonal or polyclonal antibodies. Functional antibody fragments or derivatives provide the same specificity as the original antibody and comprise F(ab')₂, Fab, Fv or scFv fragments; see, for example, Harlow and Lane, "Antibodies, A Laboratory Manual", CSH Press 1988, Cold Spring Harbor, NY. Derivatives of an antibody can, for example, be produced by
25 peptidomimetics. Such production methods are well known in the art and can be applied by the skilled artisan without further ado.

- In the following the invention is disclosed in more detail with reference to examples. However, the described specific forms or preferred embodiments are to be considered in
30 all respects as illustrative and not restrictive, the scope of the invention being indicated by the appended claims rather than by the following description, and all changes which come

within the meaning and range of equivalency of the claims are therefore intended to be embraced therein.

Examples

Synthesis of {1-[2-{glycidyl}-ethoxy]-ethoxy}-trimethoxysilane (GEETS)

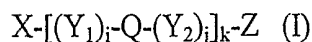
5 Synthesis of silanes belongs to the state of the art. The sample silane is synthesised by addition of 1,7-brom-diethylenglycol to glycidol, for example by addition of 1 mol glycidol to a 1.5 molar solution of 1,7,- diethylenglycol in toluene. After purification of the product by vacuum distillation the product is dissolved in toluene again and 1 mol allyl alcohol is added and stirred at room temperature for 2 hours. The product is distilled
10 again and then hydrosilated to the trimethoxysilane as known by a person skilled in the art.

Surface-activated microscopic slides are silanised by incubation for 2 hours in a 1g/l solution of the silane in toluene for 2 hours. Subsequently, the slides are washed three times in toluene and then heat treated for 2 hours at 130 °C. Such slides are printed with
15 amino-modified oligonucleotides and fixated in a moistured chamber at 50 °C for 2 hours. The GEETS slides are compared to slides treated with epoxypropyltrimethoxysilane. The increased wettability of the GEETS treated slides is significantly higher leading to an increased coupling of oligonucleotides on the surface and to a greater dot diameter. Hybridization of such spots with complementary oligonucleotides results in a higher
20 hybridisation signal on the GEETS treated slides.

Claims:

1. Linker system for activating surfaces for bioconjugation having the following general formula (I):

5



wherein X is a reactive group capable of covalently binding to a surface, Z is a reactive group capable of covalently binding to a biomolecule, with the proviso that X is not Z, Y₁ and Y₂ are independently from each other CR₁R₂ with R₁ and R₂ being independently from each other H, C₁-C₄ alkyl, C₁-C₄ alkoxy or C₁-C₄ acyloxy, i, j, k are independently from each other an integer in the range from 1 to 10, with the proviso that the total number of C atoms in Y₁ and Y₂, the C atoms of R₁ and R₂ not included, is in the range of 2 to 100, and Q is a hydrophilic atom or group selected from the group consisting of O, NH, C=O, O-C=O and CR₃R₄, wherein R₃ and R₄ are independently from each other selected from the group consisting of H, OH, C₁-C₄ alkoxy and C₁-C₄ acyloxy, with the proviso that R₃ and R₄ are not H at the same time and that for Q = NH Z is not NH₂, and wherein in the case of k > 1 the Q's for each [(Y₁)_i-Q-(Y₂)_j]_k are independently selected from each other.

20

2. Linker system according to claim 1 wherein said reactive group X is selected from the group consisting of a disulfide group, a thiol group, a SiW₃ group with W being a hydrolyzable atom or group, and a group capable of forming free radicals such as an anthrathione group or a derivative thereof, an anthraquinone group or a derivative thereof, a benzophenone group or a derivative thereof.

25

3. Linker system according to claim 2 wherein said hydrolyzable atom or group W is selected from the group consisting of halides, C₁-C₄ alkoxy, C₁-C₄ acyloxy and amino groups.

30

- 17 -

4. Linker system according to any of the preceding claims wherein said reactive group Z is capable of nucleophilic substitution reactions, nucleophilic addition reactions, Diels-Alder reactions or radical substitutions.
- 5 5. Linker system according to claim 4 wherein said reactive group Z is selected from the group consisting of a reactive double bond, a diene group, a dienophilic group, an epoxy group, an aldehyde group, a hydroxyl group, a carboxylic acid group, an active ester group, an amino group, a disulfide group, a thiol group, an aziridine group, an isocyanate group, an isothiocyanate group an azide group and a reactive leaving group.
- 10
6. Surface carrying a linker system according to any of claims 1 to 5.
7. Surface according to claim 6 wherein said linker system forms a patterned array.
- 15 8. Surface according to claims 6 or 7 wherein said surface is selected from the group consisting of a SiO₂ surface of a silicon wafer, glass, quartz, fused silica, gold and a polymer.
9. Surface according to any of claims 6 to 8 wherein said linker system is covalently
- 20 bonded to a biomolecule.
10. Surface according to claim 9 wherein said biomolecule is a partner of a specifically interacting system of complementary binding partners.
- 25 11. Surface according to claim 10 wherein said specifically interacting system of complementary binding partners is based on nucleic acid/complementary nucleic acid, peptide nucleic acid/nucleic acid, enzyme/substrate, receptor/effector, lectin/sugar, antibody/antigen, avidin/biotin or streptavidin/biotin interaction.
- 30 12. Surface according to claim 11 wherein said nucleic acid is a DNA or RNA.

- 18 -

13. Surface according to claim 12 wherein said DNA or RNA is an oligonucleotide or an aptamer.
14. Surface according to claim 11 wherein said antibody is a polyclonal, monoclonal, chimeric or single-chain antibody or a functional fragment or derivative of such antibodies.
15. Process for the detection of a biomolecule which is a partner of a specifically interacting system of complementary binding partners comprising the steps of
- 10 a) contacting a surface according to any of claims 10 to 14 with a sample suspected to contain the complementary binding partner,
- b) removing non-specifically bound sample components in a washing step, and
- c) detecting the specifically bound sample components.
- 15 16. Process according to claim 15 wherein for said detecting a colored, fluorescent, bioluminescent, chemoluminescent, phosphorescent or radioactive label, an enzyme, an antibody or a functional fragment or derivative thereof, a protein A/gold based system, a biotin/avidin/streptavidin based system or an enzyme electrode based system is used.
- 20 17. Process for the isolation of a biomolecule which is a partner of a specifically interacting system of complementary binding partners comprising the steps of
- a) contacting a surface according to any of claims 10 to 14 with a sample suspected to contain the complementary binding partner,
- b) removing non-specifically bound sample components in a washing step, and,
- 25 optionally,
- c) eluting the specifically bound sample components.
18. Use of a surface according to any of claims 10 to 14 as an affinity matrix.
- 30 19. Use of a surface according to any of claims 10 to 14 in a sensor chip or biochip.

20. Medical or diagnostic instrument comprising a surface according to any of claims 10 to 14.

INTERNATIONAL SEARCH REPORT

International Application No
PCT/EP 01/05557

A. CLASSIFICATION OF SUBJECT MATTER
IPC 7 G01N33/53

According to International Patent Classification (IPC) or to both national classification and IPC

B. FIELDS SEARCHED

Minimum documentation searched (classification system followed by classification symbols)
IPC 7 G01N

Documentation searched other than minimum documentation to the extent that such documents are included in the fields searched

Electronic data base consulted during the international search (name of data base and, where practical, search terms used)
EPO-Internal, WPI Data

C. DOCUMENTS CONSIDERED TO BE RELEVANT

Category °	Citation of document, with indication, where appropriate, of the relevant passages	Relevant to claim No.
A	M BEIER ET AL: "Versatile derivatisation of solid support media for covalent bonding on DNA-microchips" NUCLEIC ACIDS RESEARCH, OXFORD UNIVERSITY PRESS, SURREY, GB, vol. 27, no. 9, 1999, pages 1970-1977, XP002145887 ISSN: 0305-1048 cited in the application see page 1971 "Synthesis of the linker system" --- -/--	2-14

Further documents are listed in the continuation of box C.

Patent family members are listed in annex.

° Special categories of cited documents:

- *A* document defining the general state of the art which is not considered to be of particular relevance
- *E* earlier document but published on or after the international filing date
- *L* document which may throw doubts on priority claim(s) or which is cited to establish the publication date of another citation or other special reason (as specified)
- *O* document referring to an oral disclosure, use, exhibition or other means
- *P* document published prior to the international filing date but later than the priority date claimed

- *T* later document published after the international filing date or priority date and not in conflict with the application but cited to understand the principle or theory underlying the invention
- *X* document of particular relevance; the claimed invention cannot be considered novel or cannot be considered to involve an inventive step when the document is taken alone
- *Y* document of particular relevance; the claimed invention cannot be considered to involve an inventive step when the document is combined with one or more other such documents, such combination being obvious to a person skilled in the art.
- *Z* document member of the same patent family

Date of the actual completion of the international search

26 July 2001

Date of mailing of the international search report

30/08/2001

Name and mailing address of the ISA

European Patent Office, P.B. 5818 Patentlaan 2
NL - 2280 HV Rijswijk
Tel. (+31-70) 340-2040, Tx. 31 651 epo nl,
Fax: (+31-70) 340-3016

Authorized officer

GONCALVES M L F C

INTERNATIONAL SEARCH REPORT

 International Application No
 PCT/EP 01/05557

C.(Continuation) DOCUMENTS CONSIDERED TO BE RELEVANT		
Category °	Citation of document, with indication, where appropriate, of the relevant passages	Relevant to claim No.
A	<p>L A CHRISEY ET AL: "Covalent attachment of synthetic DNA to self-assembled monolayer films" NUCLEIC ACIDS RESEARCH, OXFORD UNIVERSITY PRESS, SURREY, GB, vol. 24, no. 15, 1996, pages 3031-3039, XP002149193 ISSN: 0305-1048 cited in the application see figures 1 and 2 ; "results and discussion"</p> <p style="text-align: center;">---</p>	2-14
A	<p>WO 99 36571 A (BERNAUER HUBERT S ; BIOCHIP TECHNOLOGIES GMBH (DE); KLAPPROTH HOLGE) 22 July 1999 (1999-07-22) see abstract claims</p> <p style="text-align: center;">---</p>	15-20
A	<p>SÖNKSEN C P ET AL: "Combining Maldi mass spectrometry and biomolecular interaction analysis using a biomolecular interaction analysis instrument" ANALYTICAL CHEMISTRY, US, AMERICAN CHEMICAL SOCIETY. COLUMBUS, vol. 70, no. 13, 1 July 1998 (1998-07-01), pages 2731-2736, XP002111582 ISSN: 0003-2700 page 2731</p> <p style="text-align: center;">-----</p>	1-20

INTERNATIONAL SEARCH REPORT

Information on patent family members

International Application No
PCT/EP 01/05557

Patent document cited in search report	Publication date	Patent family member(s)	Publication date
WO 9936571 A	22-07-1999	EP 1047794 A	02-11-2000