



US00D578222S

(12) **United States Design Patent**  
**Sakurai et al.**

(10) **Patent No.:** **US D578,222 S**

(45) **Date of Patent:** **\*\* Oct. 7, 2008**

(54) **BIOSIGNAL DETECTOR**

(75) Inventors: **Satoshi Sakurai**, Shinagawa (JP);  
**Ayumu Akabane**, Shinagawa (JP);  
**Takashi Arita**, Shinagawa (JP)

(73) Assignee: **Fujitsu Component Limited**, Tokyo  
(JP)

(\*\*) Term: **14 Years**

(21) Appl. No.: **29/300,358**

(22) Filed: **Mar. 18, 2008**

(30) **Foreign Application Priority Data**

Sep. 19, 2007 (JP) ..... 2007-025333

(51) **LOC (8) Cl.** ..... **24-02**

(52) **U.S. Cl.** ..... **D24/187**

(58) **Field of Classification Search** ..... D24/168,  
D24/187, 200, 206-207; D2/878; D14/188,  
D14/192, 205-206, 223; 181/129-130; 379/430,  
379/433; 381/370, 376-381; 600/109, 139,  
600/383; 607/54, 59, 60-62, 72-74

See application file for complete search history.

(56) **References Cited**

U.S. PATENT DOCUMENTS

D277,787 S \* 2/1985 Corbett ..... D24/187  
D326,717 S \* 6/1992 Henderson et al. .... D24/168  
D337,115 S \* 7/1993 Yamazaki et al. .... D14/205  
D358,389 S \* 5/1995 Isono ..... D14/205

D358,391 S \* 5/1995 Isono ..... D14/205  
D449,034 S \* 10/2001 Weikel et al. .... D14/205  
D473,540 S \* 4/2003 Johnson ..... D14/205  
D502,938 S \* 3/2005 Tokioka et al. .... D14/205  
D512,981 S \* 12/2005 Jacobson et al. .... D14/223  
D534,155 S \* 12/2006 Obata ..... D14/205  
D560,809 S \* 1/2008 Causevic et al. .... D24/187  
2005/0141729 A1 6/2005 Kanzaki et al.

\* cited by examiner

*Primary Examiner*—Robert A. Delehanty

*Assistant Examiner*—Mark Cavanna

(74) *Attorney, Agent, or Firm*—Staas & Halsey LLP

(57) **CLAIM**

The ornamental design for a biosignal detector, as shown and described.

**DESCRIPTION**

FIG. 1 is a front perspective view of a biosignal detector showing our new design;

FIG. 2 is another front perspective view thereof;

FIG. 3 is a front view thereof;

FIG. 4 is a rear view thereof;

FIG. 5 is a left side view thereof;

FIG. 6 is a right side view thereof;

FIG. 7 is a top plan view thereof; and,

FIG. 8 is a bottom plan view thereof.

**1 Claim, 4 Drawing Sheets**




Fig.1

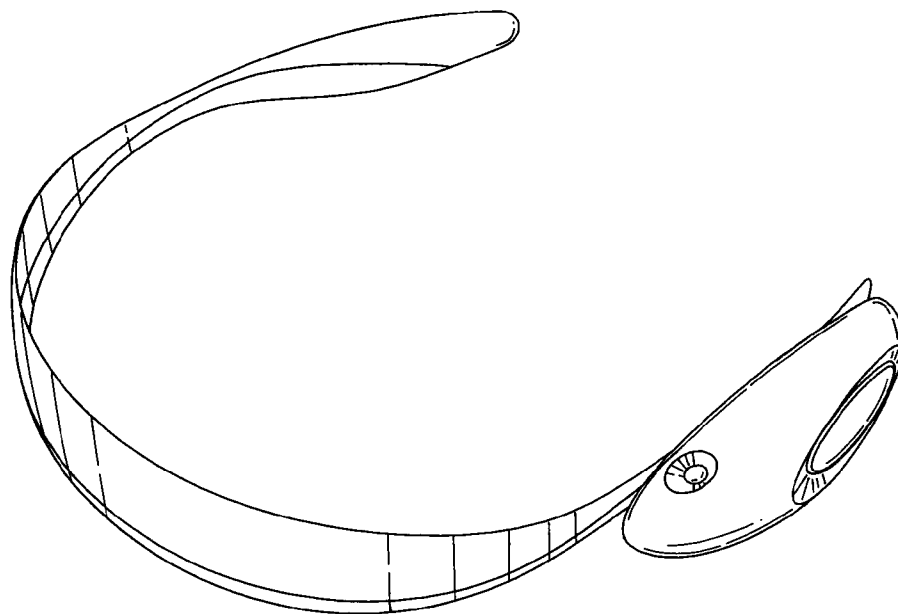


Fig.2

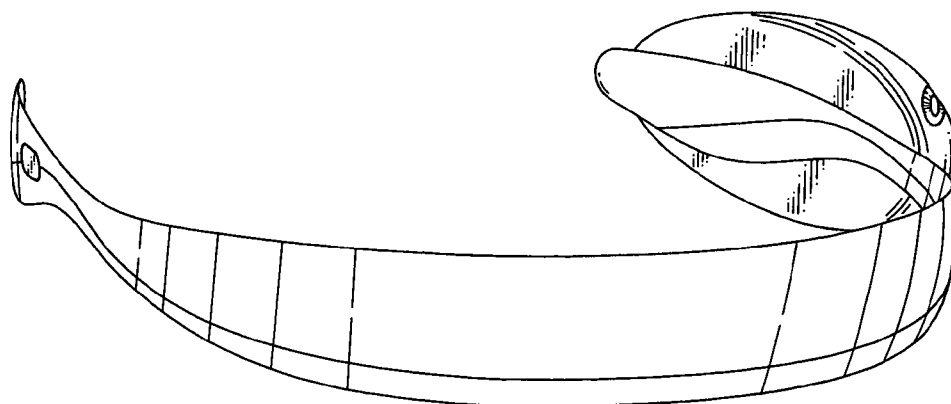


Fig.3




Fig.4




Fig.5

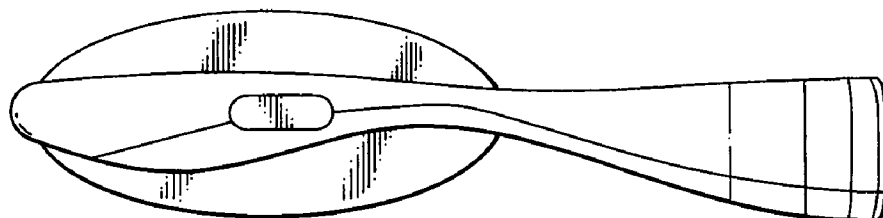


Fig.6

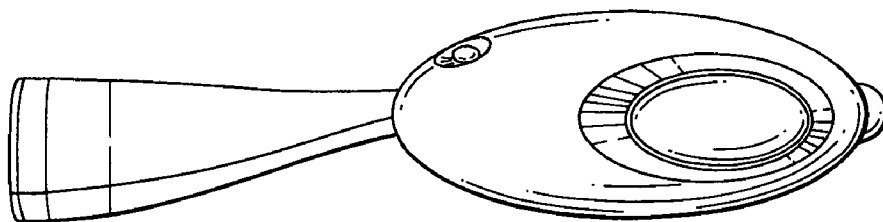


Fig.7

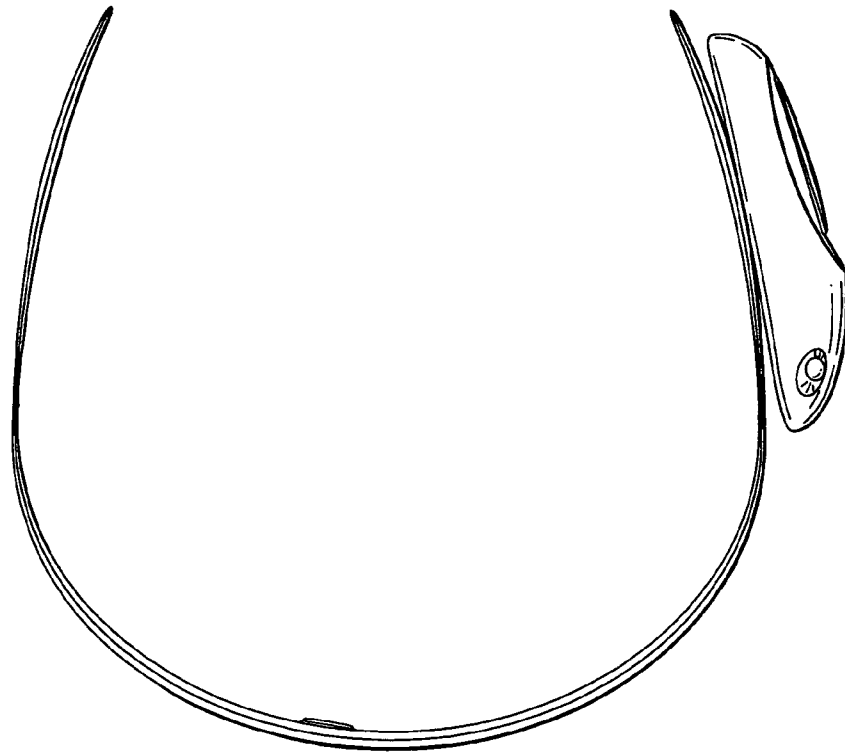


Fig.8

