



US00D430252S

**United States Patent** [19]  
**Grove**

[11] **Patent Number: Des. 430,252**

[45] **Date of Patent: \*\* Aug. 29, 2000**

[54] **HOLDER FOR GOLF ACCESSORIES**

4,784,305	11/1988	Schoenberg .....	224/274
5,004,137	4/1991	Wu .....	206/315.9
5,288,002	2/1994	Oh .....	224/248
5,423,530	6/1995	Gonzalez .....	473/387
5,494,202	2/1996	Wyatt .....	224/253

[76] Inventor: **David F. Grove**, 544 Glass La., White City, Oreg. 97503

[\*\*] Term: **14 Years**

*Primary Examiner*—Mitchell I. Siegel  
*Attorney, Agent, or Firm*—James D. Givnan, Jr.

[21] Appl. No.: **29/089,383**

[57] **CLAIM**

[22] Filed: **Jun. 15, 1998**

The ornamental design for a holder for golf accessories, as shown and described.

[51] **LOC (7) Cl.** ..... **21-02**

[52] **U.S. Cl.** ..... **D21/796**

[58] **Field of Search** ..... D21/789, 796;  
224/252, 269, 918, 919; 206/315.5, 315.6,  
315.9; 473/387

**DESCRIPTION**

FIG. 1 is a front elevational view of a holder for golf accessories showing my new design;

FIG. 2 is an end elevational view taken from the right hand side of FIG. 1 with an end elevational view of the opposite end being a mirror image;

FIG. 3 is a top plan view of FIG. 1;

FIG. 4 is a bottom plan view of FIG. 1; and,

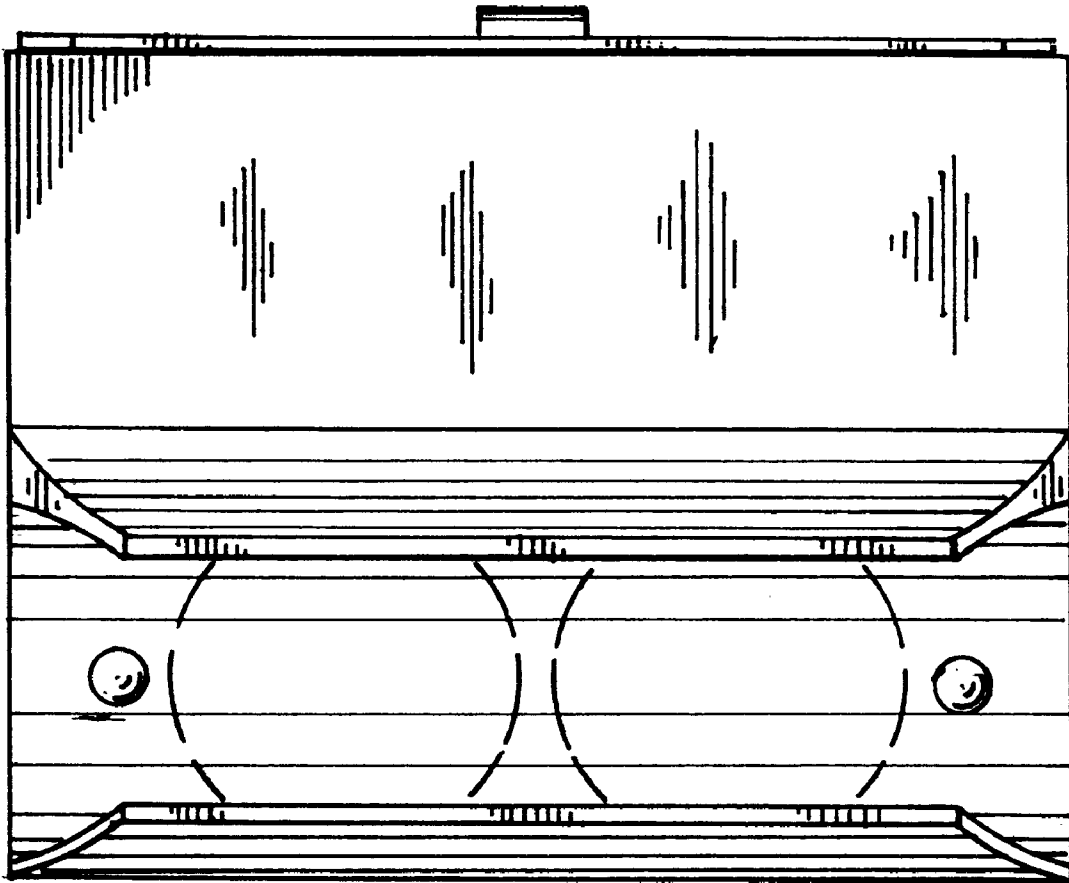
FIG. 5 is a rear elevational view of FIG. 1 on a reduced scale.

[56] **References Cited**

**U.S. PATENT DOCUMENTS**

2,665,830	1/1954	Fowler .....	224/5
3,233,802	2/1966	Ludwick .....	473/406
4,042,156	8/1977	Knight .....	206/315.9
4,062,482	12/1977	Szalony .....	224/919
4,106,678	8/1978	Thomas .....	206/315.9
4,269,338	5/1981	Sichel .....	224/919

**1 Claim, 1 Drawing Sheet**



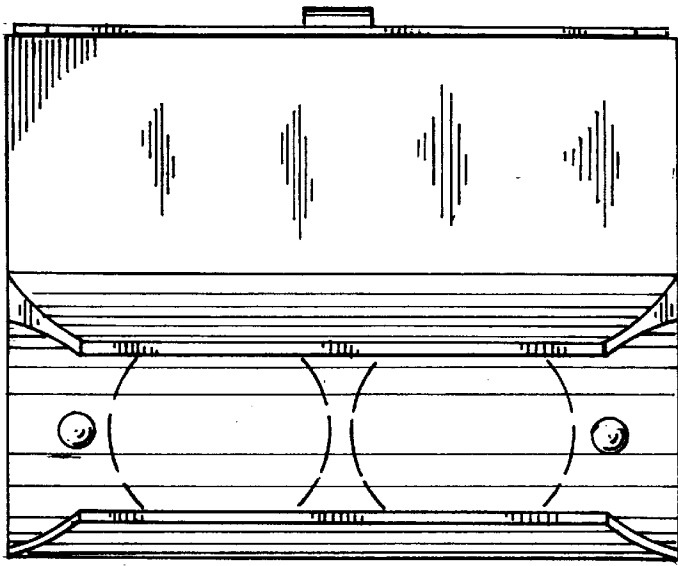


FIG. 1

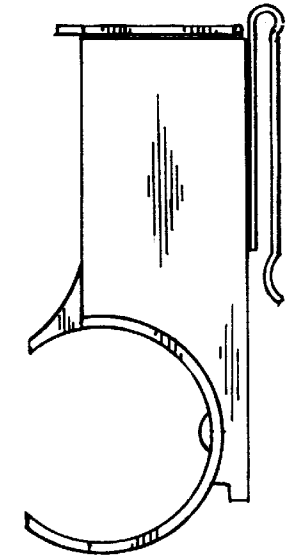


FIG. 2

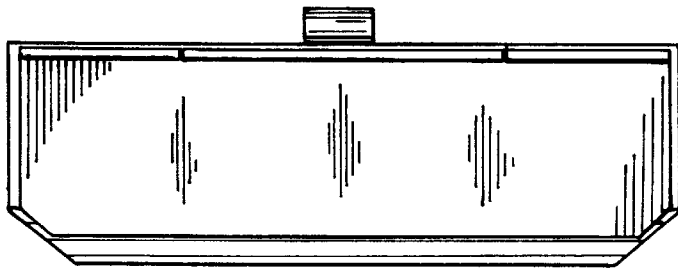


FIG. 3

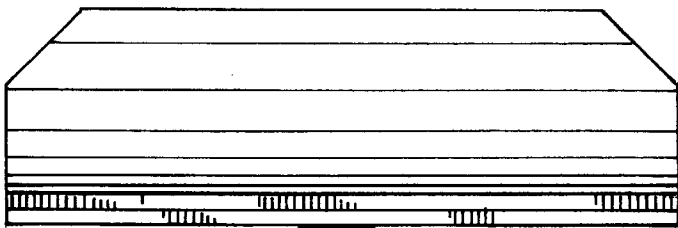


FIG. 4

FIG. 5

