



(12) **United States Design Patent**
Lok

(10) **Patent No.:** **US D790,503 S**
(45) **Date of Patent:** **** Jun. 27, 2017**

- (54) **BEHIND NECK HEADPHONE**
- (71) Applicant: **ARCTIC (HK) Limited**, Hong Kong (HK)
- (72) Inventor: **Tam Hoi Lok**, Kowloon (HK)
- (73) Assignee: **ARCTIC (HK) LIMITED**, Hong Kong (HK)
- (**) Term: **15 Years**
- (21) Appl. No.: **29/551,485**
- (22) Filed: **Jan. 13, 2016**
- (51) **LOC (10) Cl.** **14-01**
- (52) **U.S. Cl.**
USPC **D14/205**
- (58) **Field of Classification Search**
USPC D14/205, 188, 192; 181/129, 130, 135;
379/430, 431; 381/380, 381, 74, 374,
381/396
CPC H04R 1/1066; H04R 1/1016; H04R 1/10;
H04R 25/00; H04R 5/033; H04R 5/0335
See application file for complete search history.

- D394,062 S * 5/1998 Chun D14/192
 - D399,206 S * 10/1998 Yasutomi D14/205
 - D402,659 S * 12/1998 Suzuki D14/192
 - D404,035 S * 1/1999 Delazzer D14/205
 - D439,574 S * 3/2001 Katayama D14/192
 - D444,140 S * 6/2001 Ishibashi D14/192
 - D446,785 S * 8/2001 Ohta D14/216
 - D453,015 S * 1/2002 Yuyama D14/192
 - 6,385,325 B1 * 5/2002 Nageno H04R 1/1066
381/370
 - D463,396 S * 9/2002 Beraut D14/205
- (Continued)

Primary Examiner — Paula Greene
(74) *Attorney, Agent, or Firm* — Adam R. Stephenson, Ltd.

(57) **CLAIM**

The ornamental design for a behind neck headphone, as shown and described.

DESCRIPTION

FIG. 1 is a top, side perspective view of an embodiment of a behind neck headphone;
 FIG. 2 is a top view thereof;
 FIG. 3 is a bottom view thereof;
 FIG. 4 is a right side view thereof;
 FIG. 5 is a left side view thereof;
 FIG. 6 is a rear view of thereof;
 FIG. 7 is a front view thereof;
 FIG. 8 is a top, side perspective view of another embodiment of a behind neck headphone;
 FIG. 9 is a top view thereof;
 FIG. 10 is a bottom view thereof;
 FIG. 11 is a right side view thereof;
 FIG. 12 is a left side view thereof;
 FIG. 13 is a rear view thereof; and,
 FIG. 14 is a front view thereof.

The broken lines depict unclaimed features that form no part of the claimed design.

(56) **References Cited**

U.S. PATENT DOCUMENTS

- 1,628,483 A * 5/1927 Wiegand et al. A45D 44/12
128/866
- 2,672,864 A * 3/1954 Makara A61F 11/14
128/866
- D286,874 S * 11/1986 Bertagna D14/205
- 4,634,816 A * 1/1987 O'Malley H04M 1/05
379/430
- D348,466 S * 7/1994 Yamatogi D14/205
- D350,354 S * 9/1994 Nakamura D14/205
- D358,388 S * 5/1995 Nakamura D14/205
- D362,442 S * 9/1995 Goldfarb D14/215
- D373,360 S * 9/1996 Kanno D14/205
- D375,312 S * 11/1996 Kanno D14/205
- 5,640,458 A * 6/1997 Nishiguchi G11C 7/16
381/2

1 Claim, 10 Drawing Sheets



(56)

References Cited

U.S. PATENT DOCUMENTS

D508,908 S * 8/2005 Chueh D14/205
D540,302 S * 4/2007 Hagiwara D14/205
D557,684 S * 12/2007 Pundsack D14/205
7,356,362 B2 * 4/2008 Chang H04R 1/1033
379/430
D591,263 S * 4/2009 Shimizu D14/205
D592,640 S * 5/2009 Tkachuk D14/205
D659,116 S * 5/2012 Iseki D14/205
8,208,672 B2 * 6/2012 Nageno H04R 5/0335
381/370
D695,264 S * 12/2013 Chee D14/205
D704,676 S * 5/2014 Krisztal H04S 1/005
D14/205
D710,325 S * 8/2014 Behar H04R 5/033
D14/205
D763,226 S * 8/2016 Petersen D14/205
D769,218 S * 10/2016 Mittal D14/205
D772,197 S * 11/2016 Hejazi D14/205
2002/0114473 A1 * 8/2002 Kuwabara H04R 9/06
381/87
2003/0044040 A1 * 3/2003 Lee H04R 9/00
381/396
2007/0154051 A1 * 7/2007 Wang H04R 5/0335
381/384
2010/0135515 A1 * 6/2010 Walsh H04R 1/1008
381/374

* cited by examiner



FIG. 1



FIG. 2



FIG. 3

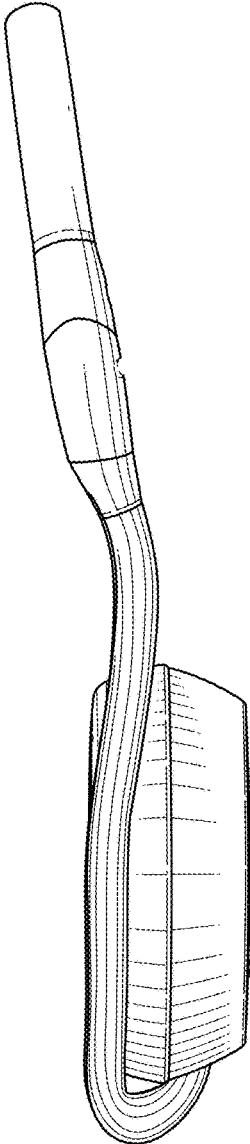


FIG. 4

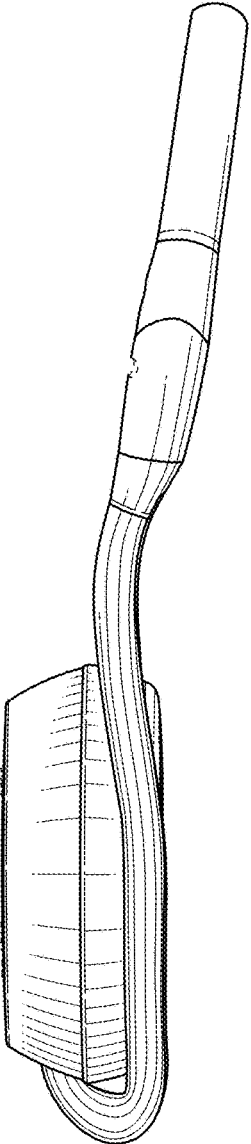


FIG. 5

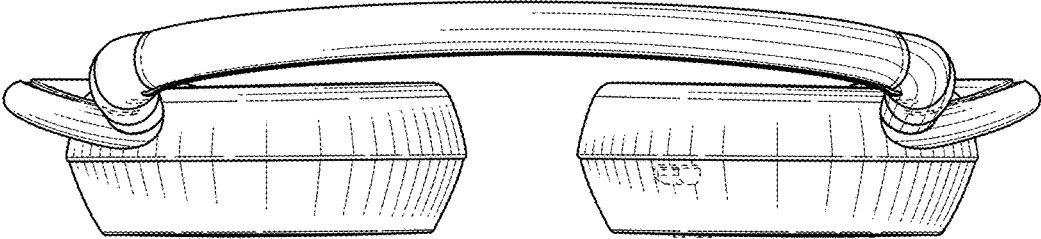


FIG. 6

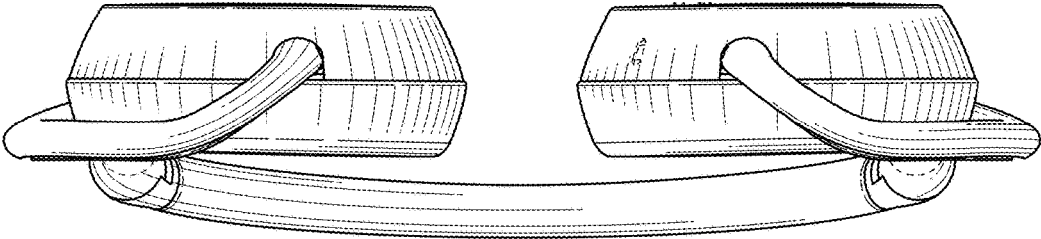


FIG. 7

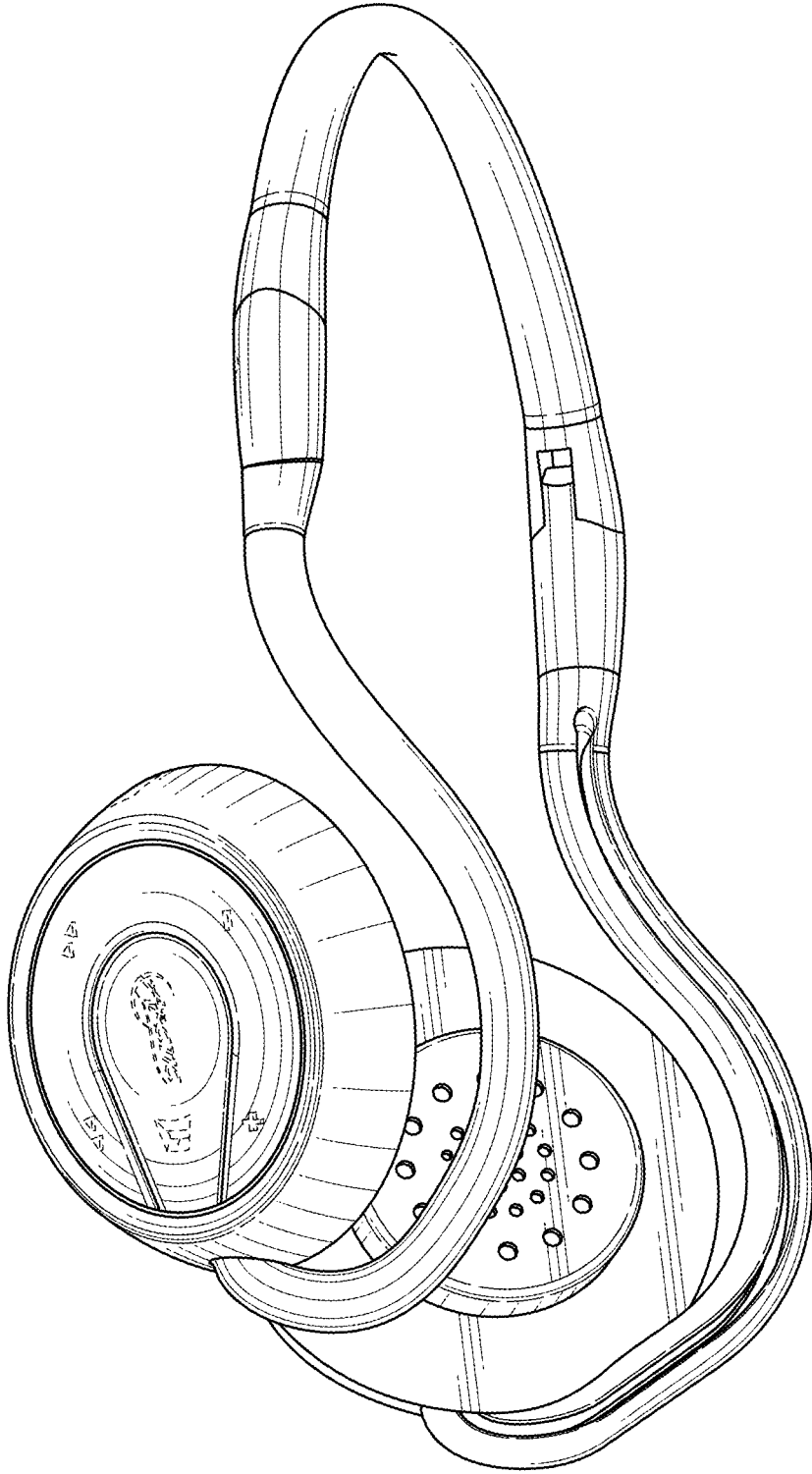


FIG. 8



FIG. 9

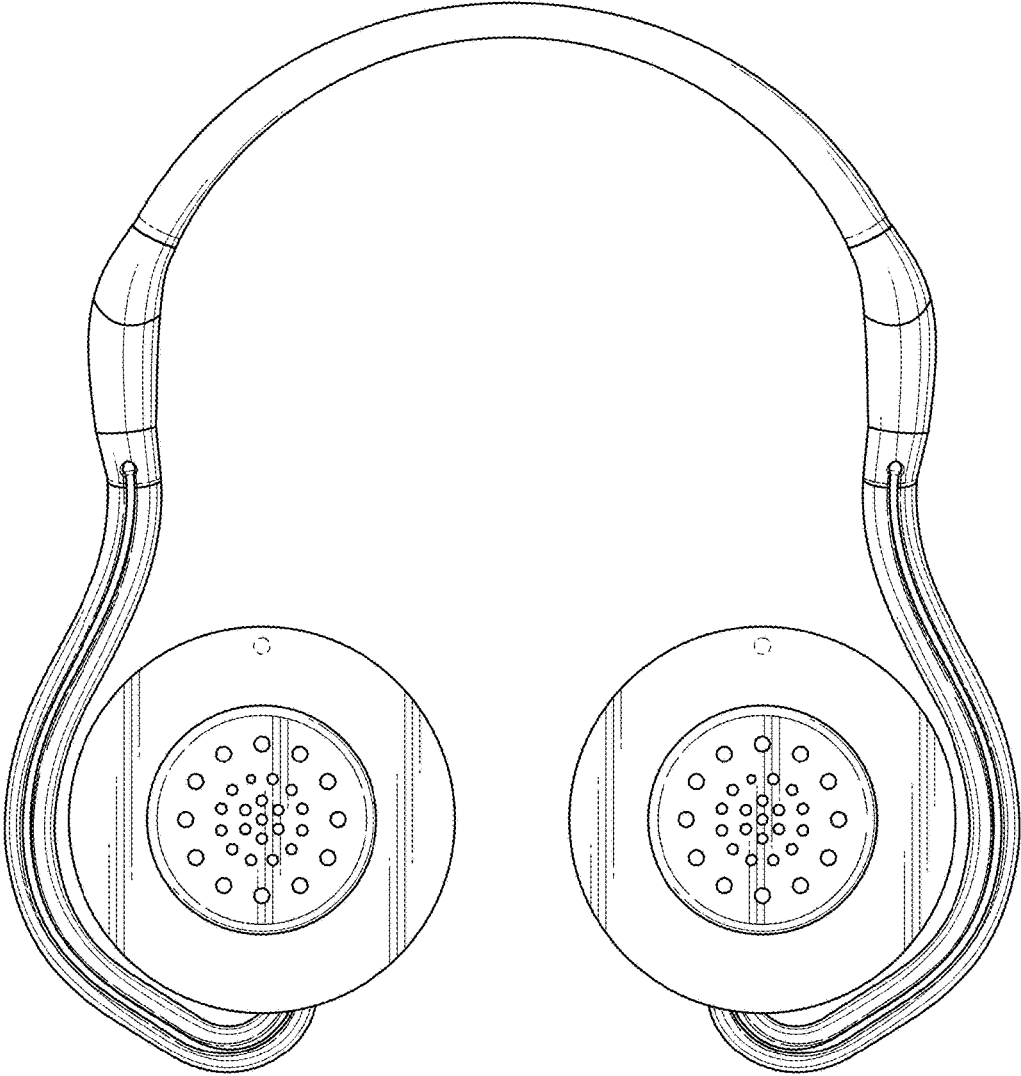


FIG. 10

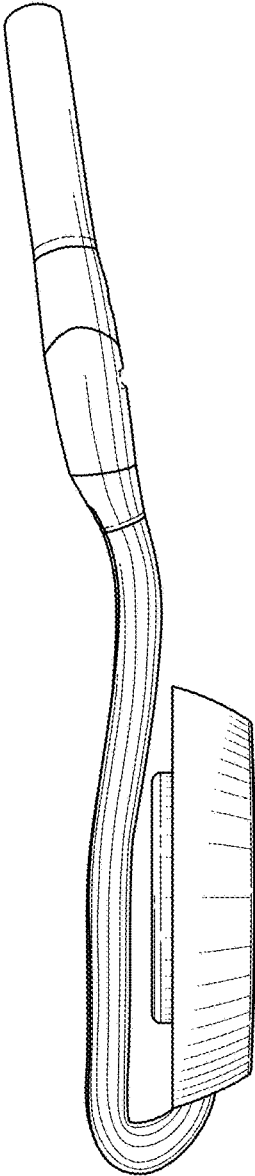


FIG. 11

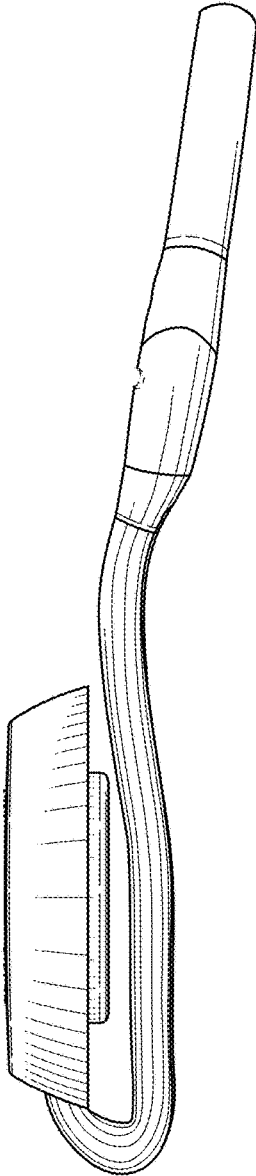


FIG. 12

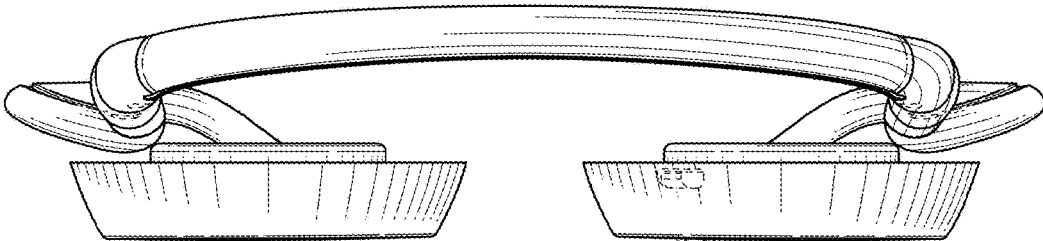


FIG. 13

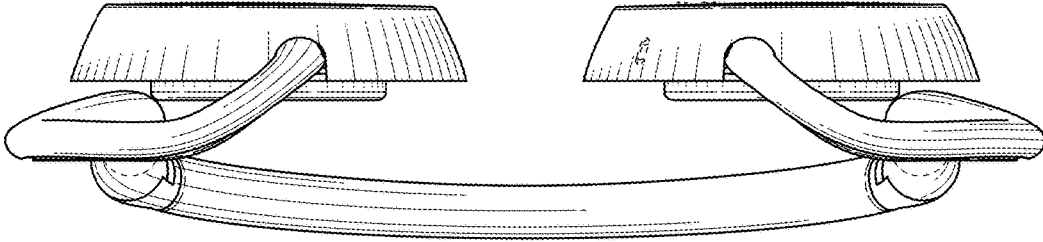


FIG. 14