



US00D994441S

(12) **United States Design Patent**
Nelson et al.

(10) **Patent No.:** **US D994,441 S**

(45) **Date of Patent:** **** Aug. 8, 2023**

(54) **UTILITY KNIFE**

- (71) Applicant: **TECHTRONIC CORDLESS GP**,
Anderson, SC (US)
- (72) Inventors: **Samuel Nelson**, Easley, SC (US); **Rony Chan**,
Simpsonville, SC (US); **Ryan A. Hirtz**, Pelzer, SC (US)
- (73) Assignee: **Techtronic Cordless GP**, Anderson, SC (US)
- (**) Term: **15 Years**
- (21) Appl. No.: **29/826,099**
- (22) Filed: **Feb. 9, 2022**

Related U.S. Application Data

- (63) Continuation of application No. 17/494,413, filed on Oct. 5, 2021.
- (51) **LOC (14) Cl.** **08-03**
- (52) **U.S. Cl.**
USPC **D8/99**
- (58) **Field of Classification Search**
USPC D7/393–395, 401.2, 642–652, 664, 693,
D7/695–696; D8/13, 20, 93, 97–100,
(Continued)

References Cited

U.S. PATENT DOCUMENTS

- 855,280 A 5/1907 Campbell
- 2,250,237 A 7/1941 Schwartzkopf
- (Continued)

FOREIGN PATENT DOCUMENTS

- CN 2688464 Y 3/2005
- CN 201128157 Y 10/2008
- (Continued)

OTHER PUBLICATIONS

Astro Pneumatic Tool 930 Air Body Saber Saw. Date First Available on Amazon.com Jan. 16, 2019. <https://www.amazon.com/Astro-Pneumatic-Tool-930-Blades/dp/B006RF96AM/ref> (Year: 2019).*

(Continued)

Primary Examiner — Ricky Pham
(74) *Attorney, Agent, or Firm* — Michael Best & Friedrich LLP

(57) **CLAIM**

We claim the ornamental design for a utility knife, as shown and described.

DESCRIPTION

FIG. 1 is a perspective view of a utility knife showing our new design.

FIG. 2 is a first side view of the utility knife of FIG. 1.

FIG. 3 is a second side view of the utility knife of FIG. 1.

FIG. 4 is a first end view of the utility knife of FIG. 1.

FIG. 5 is a second end view of the utility knife of FIG. 1.

FIG. 6 is a third side view of the utility knife of FIG. 1.

FIG. 7 is a fourth side view of the utility knife of FIG. 1.

FIG. 8 is a perspective view of the utility knife of FIG. 1 and a blade.

FIG. 9 is a perspective view of a utility knife showing our new design.

FIG. 10 is a first side view of the utility knife of FIG. 9.

FIG. 11 is a second side view of the utility knife of FIG. 9.

FIG. 12 is a first end view of the utility knife of FIG. 9.

FIG. 13 is a second end view of the utility knife of FIG. 9.

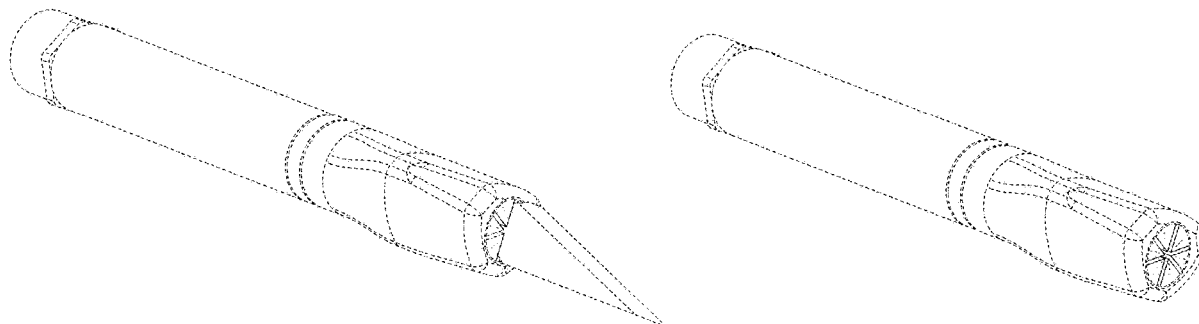
FIG. 14 is a third side view of the utility knife of FIG. 9.

FIG. 15 is a fourth side view of the utility knife of FIG. 9; and,

FIG. 16 is a perspective view of the utility knife of FIG. 9 and a blade.

Any line in a drawing may provide a boundary line of a claimed design element. A boundary line of a claimed design element may be defined in an area between lines in a drawing. An element or a subset of any combination of elements in a drawing may form a claimed design. Portions of the utility knife shown in dash-dash lines form no part of

(Continued)



the claimed design. Portions of the utility knife shown in dot-dash lines indicate boundaries of the claimed portions and form no part of the claimed design.

1 Claim, 16 Drawing Sheets

(58) **Field of Classification Search**

USPC D8/105, 107, 300, 321; D15/11, 134; D22/117-118; D26/38
 CPC A01B 1/20; A01B 1/22; A22C 25/006; A47G 21/06; A47G 21/065; A61B 17/3211; A61B 17/3213; A61B 17/3468; B21D 53/64; B25G 3/36; B25G 1/085; B26B 1/00; B26B 1/08; B26B 1/10; B26B 3/00; B26B 3/02; B26B 3/03; B26B 3/04; B26B 3/06; B26B 3/08; B26B 5/00; B26B 5/001; B26B 5/006; B26B 5/007; B26B 7/00; B26B 7/005; B26B 9/00; B26B 9/02; B26B 11/00; B26B 11/006; B26B 17/00; B26B 17/006; B26B 29/02; B26B 29/025; A61M 37/0076; B23D 49/11; B23D 51/10; B25C 5/0292; D05B 89/00

See application file for complete search history.

(56) **References Cited**

U.S. PATENT DOCUMENTS

2,619,724 A 12/1952 Manthey et al.
 2,736,964 A 3/1956 Frank
 3,549,159 A 12/1970 Kroener
 3,593,417 A 7/1971 West et al.
 3,831,276 A 8/1974 Dalton et al.
 3,964,163 A 6/1976 Russo
 3,967,377 A 7/1976 Wells
 3,977,077 A 8/1976 Rebold
 3,977,079 A 8/1976 Rebold
 4,400,878 A 8/1983 Vaudreuil
 4,531,286 A 7/1985 Vito et al.
 4,657,016 A 4/1987 Garito et al.
 4,662,070 A 5/1987 Reddig
 4,754,754 A 7/1988 Garito et al.
 4,817,284 A 4/1989 Sacherman et al.
 4,862,772 A * 9/1989 Piperato A61M 37/0076
 604/110
 5,025,558 A 6/1991 Gilbert
 5,042,154 A 8/1991 Gilbert
 5,174,178 A * 12/1992 Disston, Jr. B25G 1/085
 81/177.4
 5,175,934 A * 1/1993 Chao B26B 5/00
 30/329
 5,265,343 A 11/1993 Pascaloff
 5,528,831 A 6/1996 Fortenberry
 5,657,541 A 8/1997 Hickok et al.
 5,782,853 A * 7/1998 Zeevi A61B 17/3468
 606/187
 5,911,481 A * 6/1999 Yost B23D 51/10
 30/340
 5,911,761 A * 6/1999 Tilley B25C 5/0292
 30/162
 6,233,833 B1 5/2001 Grant et al.
 6,330,749 B1 12/2001 Khachatoorian et al.
 6,357,120 B1 3/2002 Khachatoorian et al.
 6,434,836 B1 * 8/2002 Olivares B26B 7/00
 30/DIG. 1
 6,502,311 B1 1/2003 Khachatoorian et al.
 D477,679 S * 7/2003 Yuen D26/38
 6,640,445 B1 * 11/2003 Crawford B26B 7/00
 30/277.4
 6,751,875 B2 6/2004 Jones
 D515,392 S * 2/2006 Xingguo D8/105

7,107,691 B2 * 9/2006 Nottingham B23D 49/11
 446/144
 D544,507 S 6/2007 Crouch
 7,441,338 B2 10/2008 Delfini et al.
 7,726,031 B1 6/2010 Gibbs
 8,056,242 B2 11/2011 Chen
 8,117,755 B2 2/2012 Scimone
 8,272,135 B2 9/2012 Zhou
 8,291,598 B2 10/2012 Corron et al.
 8,555,516 B2 10/2013 Da Graca
 8,826,549 B2 9/2014 Da Graca
 9,186,735 B2 11/2015 Da Graca
 9,610,701 B1 4/2017 Yost et al.
 10,112,238 B2 10/2018 Chen
 10,195,725 B2 2/2019 Sun
 10,464,223 B2 11/2019 Scalise
 10,525,605 B2 1/2020 Scimone et al.
 10,569,433 B1 2/2020 Wong
 10,800,051 B2 10/2020 Ronan et al.
 10,889,013 B2 1/2021 Scimone et al.
 11,104,013 B2 * 8/2021 Scimone B26B 29/025
 2004/0163264 A1 8/2004 Simonz
 2004/0261241 A1 12/2004 Crouch
 2006/0005402 A1 * 1/2006 Nottingham B23D 49/11
 30/392
 2008/0110033 A1 5/2008 Peterson et al.
 2009/0066040 A1 3/2009 Teng et al.
 2010/0005665 A1 1/2010 Elliott et al.
 2010/0024219 A1 2/2010 Hernandez
 2010/0024221 A1 2/2010 Hernandez
 2010/0107418 A1 5/2010 Chen
 2015/0068044 A1 3/2015 Watt
 2017/0099904 A1 * 4/2017 Farnum D05B 89/00
 2018/0001489 A1 1/2018 Scimone et al.
 2018/0001490 A1 1/2018 Scimone et al.
 2018/0028214 A1 2/2018 Friedman et al.
 2018/0311840 A1 11/2018 Korin
 2019/0224862 A1 7/2019 Hou et al.
 2020/0215704 A1 7/2020 Scimone et al.

FOREIGN PATENT DOCUMENTS

CN 201950288 U 8/2011
 CN 101890536 B 2/2012
 CN 202622741 U 12/2012
 CN 202701497 U 1/2013
 CN 203861316 U 10/2014
 CN 204169906 U 2/2015
 CN 102528161 B 9/2015
 CN 206170143 U 5/2017
 CN 206967531 U 2/2018
 CN 105983728 B 4/2019
 CN 209465767 U 10/2019
 CN 110405276 A 11/2019
 CN 210336030 U 4/2020
 CN 210451194 U 5/2020
 CN 111936273 A 11/2020
 CN 111993470 A 11/2020
 DE 10237655 B4 6/2011
 DE 202016103076 U1 7/2016
 DE 202012013677 U1 6/2019
 EP 0732165 A1 9/1996
 EP 3610998 A2 2/2020
 GB 255306 A 7/1926
 GB 662292 A 12/1951
 GB 2063140 A 6/1981
 GB 2454175 B 3/2010

OTHER PUBLICATIONS

Extended European Search Report for Application No. 21201310.6 dated Jun. 15, 2022 (11 pages).
 Fiskars, "Fiskars®—How to Change the Blade on the Easy Change Detail Knife," <<https://www.youtube.com/watch?v=JXxn6cPWQYc>> YouTube video dated May 5, 2017.

* cited by examiner

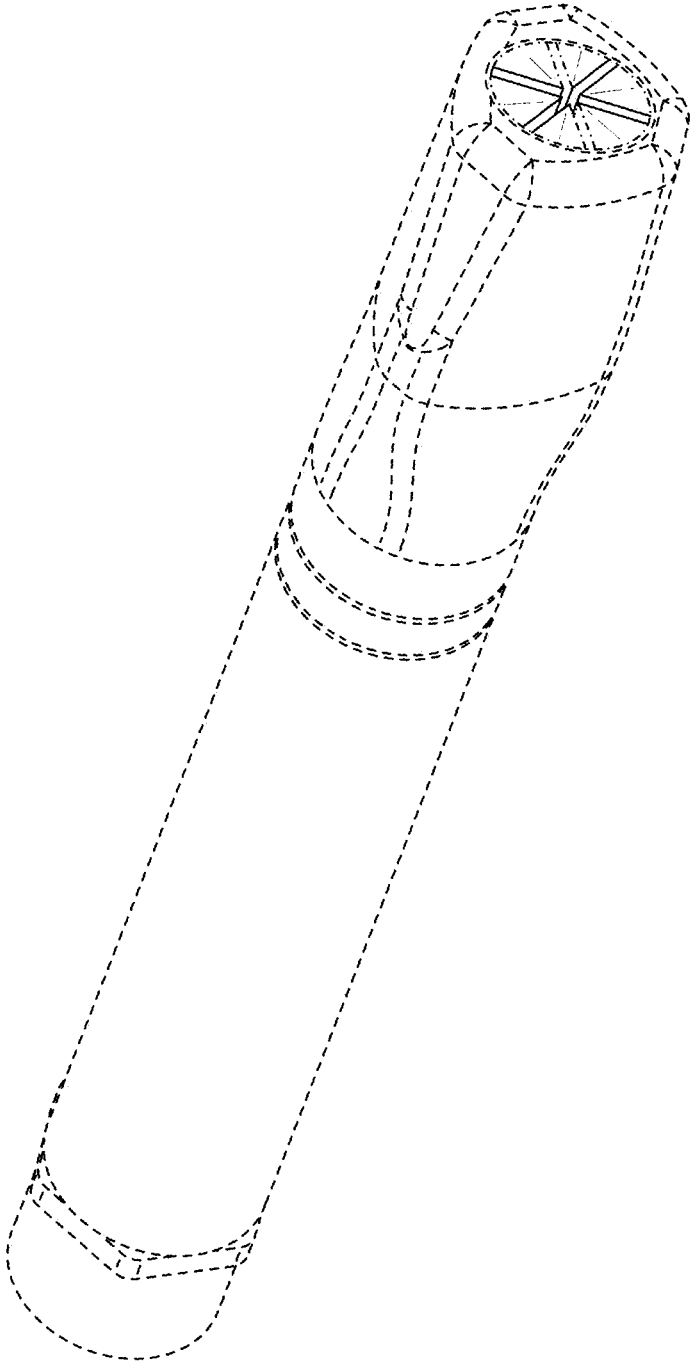


FIG. 1



FIG. 2



FIG. 3

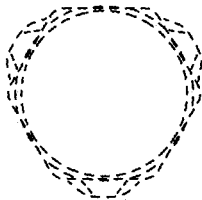


FIG. 4

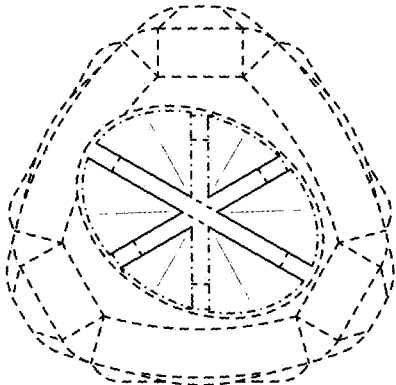


FIG. 5




FIG. 6



FIG. 7

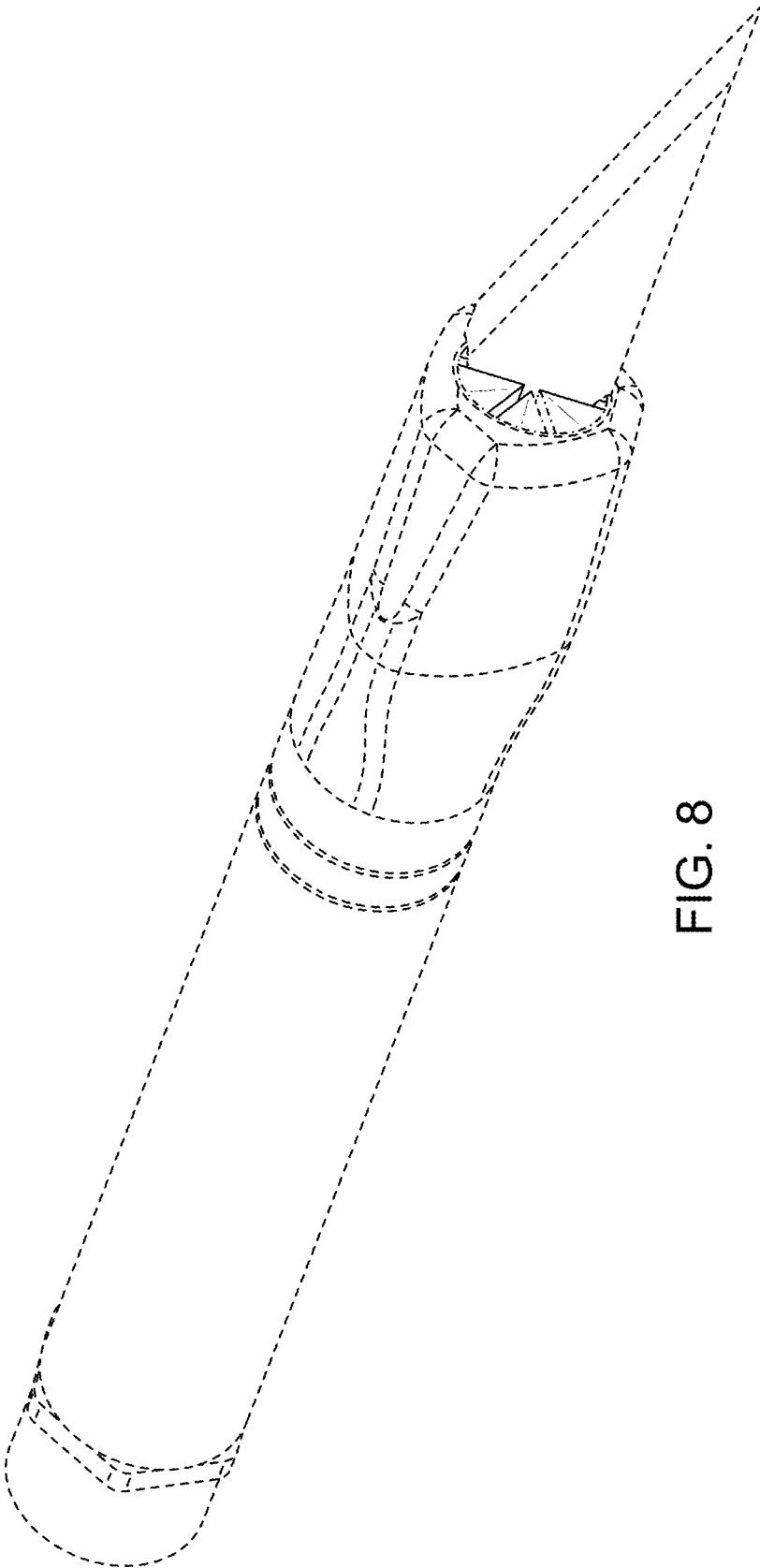


FIG. 8

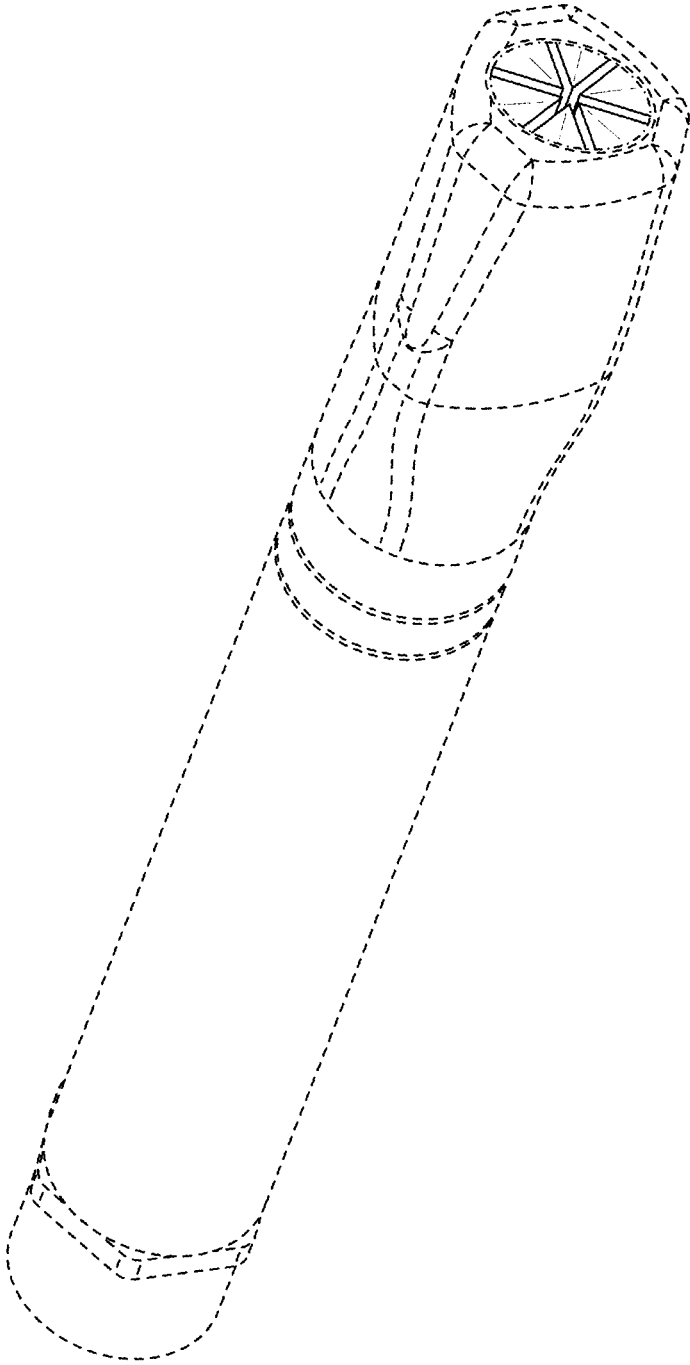


FIG. 9



FIG. 10



FIG. 11

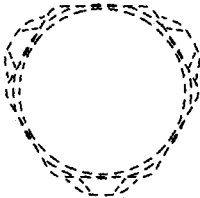


FIG. 12

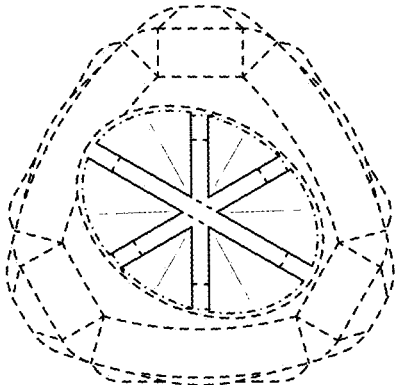


FIG. 13




FIG. 14



FIG. 15

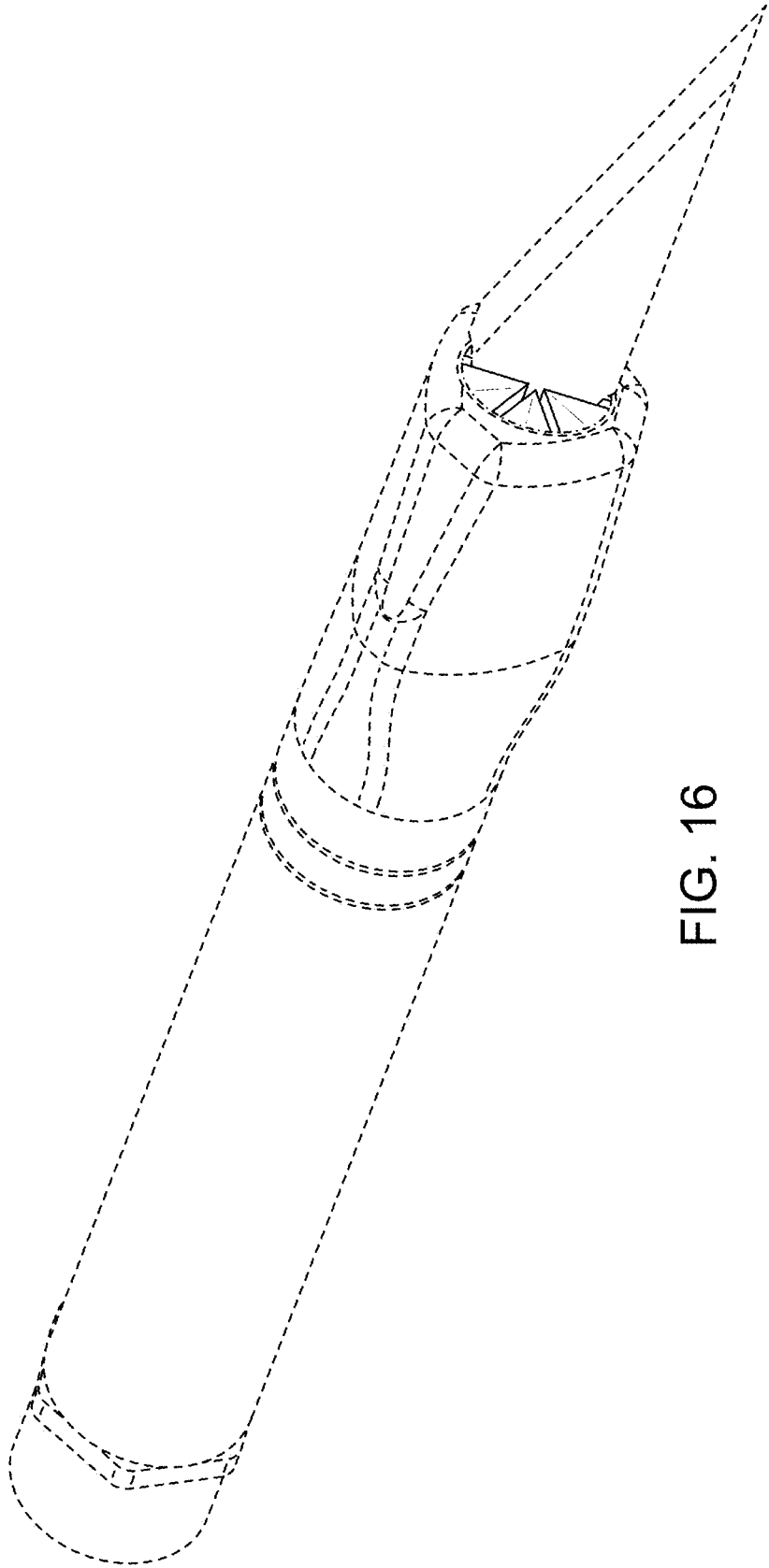


FIG. 16