

[54] VIDEO DISC PLAYER

[75] Inventors: **Tadashi Nagaoka**, Nishinomiya; **Kazuhiro Kawano**, Neyagawa; **Kenji Nambu**, Moriguchi; **Tadashi Saito**, Hirakata; **Masakuni Ishibashi**, Kadoma, all of Japan

[73] Assignee: **Matsushita Electric Industrial Co., Ltd.**, Kadoma, Japan

[**] Term: **14 Years**

[21] Appl. No.: **74,631**

[22] Filed: **Sep. 12, 1979**

[30] Foreign Application Priority Data

Mar. 20, 1979 [JP] Japan 54-11203

[51] Int. Cl. **D14-01**

[52] U.S. Cl. **D14/2**

[58] Field of Search **D14/2, 5, 6, 7, 14, D14/17; 352/102, 103; 358/128.6, 128.5; 369/12, 75, 270**

[56] References Cited

U.S. PATENT DOCUMENTS

D. 225,457	12/1972	Levow	D14/17
D. 244,053	4/1977	Van De Poel	D14/2
4,063,286	12/1977	Takahara et al.	369/270
4,093,152	6/1978	Peters	369/75

Primary Examiner—Peter M. Caun
Attorney, Agent, or Firm—Sughrue, Mion, Zinn, Macpeak and Seas

[57] CLAIM

The ornamental design for a video disc player, as shown and described.

DESCRIPTION

FIG. 1 is a top, front and left side perspective view of a video disc player showing our new design; FIG. 2 is a front elevational view thereof; FIG. 3 is a rear elevational view thereof; FIG. 4 is a top plan view thereof; FIG. 5 is a bottom plan view thereof; FIG. 6 is a left side elevational view thereof; FIG. 7 is a right side elevational view thereof; and FIG. 8 is a perspective view thereof, similar to that of FIG. 1, with a transparent, hinged cover in raised position.




Fig. 1




Fig. 2

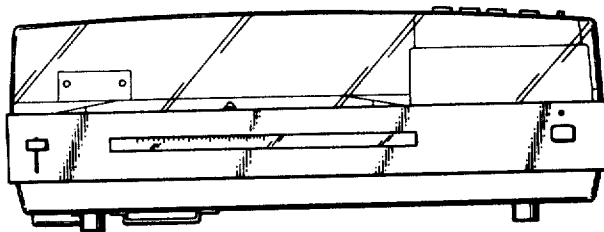


Fig. 3

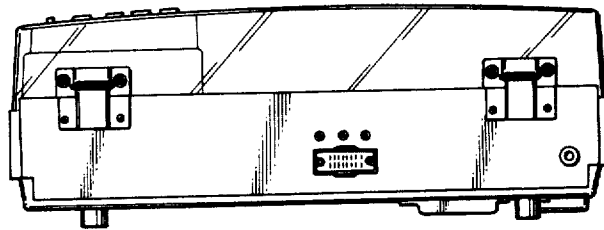


Fig. 4

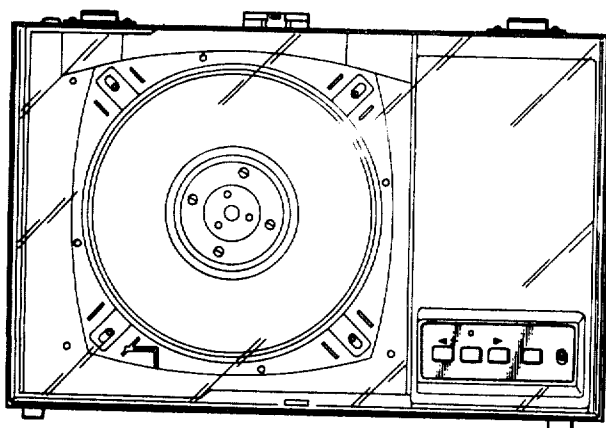


Fig. 5

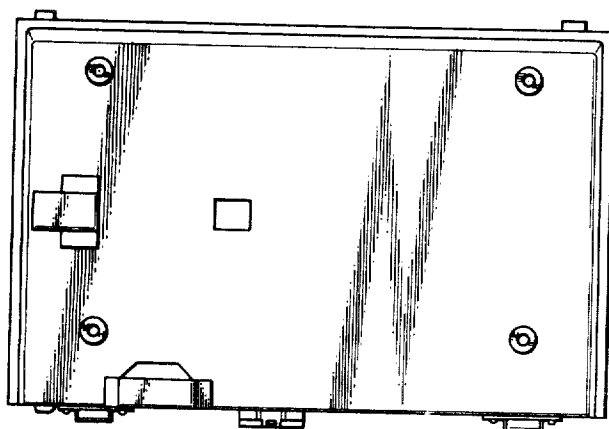


Fig. 6

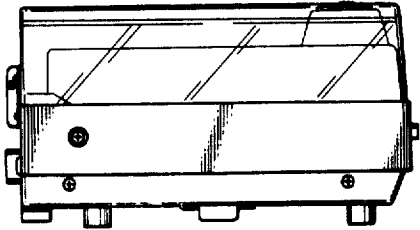


Fig. 7

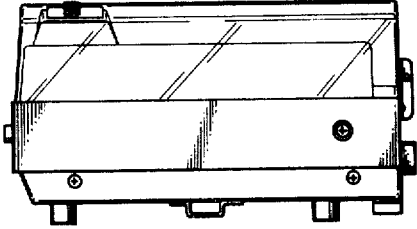


Fig. 8

