

**(12) STANDARD PATENT**  
**(19) AUSTRALIAN PATENT OFFICE**

(11) Application No. **AU 2017268610 B2**

(54) Title  
**Gesture based graphical user interface for managing concurrently open software applications**

(51) International Patent Classification(s)  
**G06F 9/44** (2006.01)                      **G06F 3/048** (2006.01)

(21) Application No: **2017268610**                      (22) Date of Filing: **2017.11.30**

(43) Publication Date: **2017.12.14**

(43) Publication Journal Date: **2017.12.14**

(44) Accepted Journal Date: **2019.05.16**

(62) Divisional of:  
**2015230769**

(71) Applicant(s)  
**Apple Inc.**

(72) Inventor(s)  
**CHAUDHRI, Imran**

(74) Agent / Attorney  
**FPA Patent Attorneys Pty Ltd, ANZ Tower 161 Castlereagh Street, Sydney, NSW, 2000, AU**

(56) Related Art  
**US 6831666 B1**  
**US 6115043 A**  
**US 7036088 B2**  
**US 7380218 B2**  
**US 7673255 B2**

## ABSTRACT

A method includes displaying a first application view. A first input is detected, and an application view selection mode is entered for selecting one of concurrently open applications for display in a corresponding application view. An initial group of open application icons in a first predefined area and at least a portion of the first application view adjacent to the first predefined area are concurrently displayed. The initial group of open application icons corresponds to at least some of the concurrently open applications. A gesture is detected on a respective open application icon in the first predefined area, and a respective application view for a corresponding application is displayed without concurrently displaying an application view for any other application in the concurrently open applications. The open application icons in the first predefined area cease to be displayed, and the application view selection mode is exited.

## GESTURE BASED GRAPHICAL USER INTERFACE FOR MANAGING CONCURRENTLY OPEN SOFTWARE APPLICATIONS

The invention to be disclosed and claimed in this application was prematurely and without Apple's authorization disclosed to the public when a prototype of Apple's iPhone 4 was apparently stolen from an Apple engineer on March 25, 2010. The U.S. priority applications, on which this application is based, were not filed before the apparent theft.

### RELATED APPLICATION

**[0001]** Incorporated herein by reference, in its entirety, is PCT/US2010/050057 (published as WO 2011/126502), filed on 23 September 2010.

### TECHNICAL FIELD

**[0001A]** This relates generally to portable electronic devices with touch-sensitive surfaces, including but not limited to portable electronic devices with touch-sensitive surfaces that are configured to have multiple open software applications.

### BACKGROUND

**[0002]** The use of touch-sensitive surfaces as input devices for computers and other electronic computing devices has increased significantly in recent years. Exemplary touch-sensitive surfaces include touch pads and touch screen displays. Such surfaces are widely used to select, launch, and manage software applications.

**[0003]** For portable electronic devices, existing methods for managing concurrently open applications are cumbersome and inefficient. For example, portable devices with small screens (e.g., smart phones and other pocket-sized devices) typically display a single application at a time, even though multiple applications may be running on the device. With such devices, a user may have difficulty seeing and managing the currently open applications. This situation creates a significant cognitive burden on a user. In addition, existing methods for managing currently open applications take longer than necessary, thereby wasting energy. This latter consideration is particularly important in battery-operated devices.

**[0003A]** Reference to any prior art in the specification is not, and should not be taken as, an acknowledgment or any form of suggestion that this prior art forms part of the common general knowledge in Australia or any other jurisdiction or that this prior art could reasonably be expected to be understood and regarded as relevant by a person skilled in the art.

## SUMMARY

**[0004]** Accordingly, there is a need for computing devices with faster, more efficient methods and interfaces for managing concurrently open applications. Such methods and interfaces may complement or replace conventional methods for managing concurrently open applications. Such methods and interfaces reduce the cognitive burden on a user and produce a more efficient human-machine interface. For battery-operated computing devices, such methods and interfaces conserve power and increase the time between battery charges.

**[0005]** The above deficiencies and other problems associated with user interfaces for computing devices with touch-sensitive surfaces are reduced or eliminated by the disclosed devices. In some embodiments, the device is portable (e.g., a notebook computer, tablet computer, or handheld device). In some embodiments, the device has a touchpad. In some embodiments, the device has a touch-sensitive display (also known as a "touch screen" or "touch screen display"). In some embodiments, the device has a graphical user interface (GUI), one or more processors, memory and one or more modules, programs or sets of instructions stored in the memory for performing multiple functions. In some embodiments, the user interacts with the GUI primarily through finger contacts and gestures on the touch-sensitive surface. In some embodiments, the functions may include image editing, drawing, presenting, word processing, website creating, disk authoring, spreadsheet making, game playing, telephoning, video conferencing, e-mailing, instant messaging, workout support, digital photographing, digital videoing, web browsing, digital music playing, and/or digital video playing. Executable instructions for performing these functions may be included in a computer readable storage medium or other computer program product configured for execution by one or more processors.

**[0005A]** According to a first aspect of the invention there is provided a method, comprising: at a multifunction device with a touch-sensitive display: displaying a first application view at a first size in a first application, the first application view including a user selectable object associated with a second application that is distinct from the first application; detecting a first gesture at a location that corresponds to the user selectable object; in response to detecting the first gesture: ceasing to display the first application view, and displaying a second application view in the second application; while in the second application, detecting an input; in response to detecting the input: entering an application view selection mode for selecting one of a plurality of concurrently open applications for display in a corresponding

application view; displaying in a first predefined area images of open applications, wherein: the images of open applications correspond to at least some of the plurality of concurrently open applications; each image is displayed at a second size that is smaller than the first size; and the images include an image of the first application view and an image of a view in the second application; and displaying in a second predefined area, distinct from the first predefined area, a portion of a view with application icons for launching applications; while in the application view selection mode, detecting a second gesture; in response to detecting the second gesture: when the second gesture is at a location corresponding to the image of the first application view: displaying the first application view at the first size in the first application; ceasing to display the images in the first predefined area; and exiting the application view selection mode; and when the second gesture is at a location corresponding to the second predefined area: displaying the view with application icons for launching applications; ceasing to display the images in the first predefined area; and exiting the application view selection mode.

**[0005B]** According to a second aspect of the invention there is provided a multifunction device, comprising: a touch-sensitive display; one or more processors; memory; and one or more programs, wherein the one or more programs are stored in the memory and configured to be executed by the one or more processors, the one or more programs including instructions for: displaying a first application view at a first size in a first application, the first application view including a user selectable object associated with a second application that is distinct from the first application; detecting a first gesture at a location that corresponds to the user selectable object; in response to detecting the first gesture: ceasing to display the first application view, and displaying a second application view in the second application; while in the second application, detecting an input; in response to detecting the input: entering an application view selection mode for selecting one of a plurality of concurrently open applications for display in a corresponding application view; displaying in a first predefined area images of open applications, wherein: the images of open applications correspond to at least some of the plurality of concurrently open applications; each image is displayed at a second size that is smaller than the first size; and the images include an image of the first application view and an image of a view in the second application; and displaying in a second predefined area, distinct from the first predefined area, a portion of a view with application icons for launching applications; while in the application view selection mode, detecting a second gesture; in response to detecting the second gesture: when the second gesture is at a

location corresponding to the image of the first application view: displaying the first application view at the first size in the first application; ceasing to display the images in the first predefined area; and exiting the application view selection mode; and when the second gesture is at a location corresponding to the second predefined area: displaying the view with application icons for launching applications; ceasing to display the images in the first predefined area; and exiting the application view selection mode.

**[0005C]** According to a third aspect of the invention there is provided a graphical user interface stored on a multifunction device with a touch-sensitive display, a memory, and one or more processors to execute one or more programs stored in the memory, the graphical user interface comprising: a first application view at a first size in a first application, the first application view including a user selectable object associated with a second application that is distinct from the first application; wherein: a first gesture is detected at a location that corresponds to the user selectable object; in response to detecting the first gesture: the first application view ceases to be displayed, and a second application view is displayed in the second application; while in the second application, an input is detected; in response to detecting the input: an application view selection mode for selecting one of a plurality of concurrently open applications for display in a corresponding application view is entered; images of open applications are displayed in a first predefined area, wherein: the images of open applications correspond to at least some of the plurality of concurrently open applications; each image is displayed at a second size that is smaller than the first size; and the images include an image of the first application view and an image of a view in the second application; and a portion of a view with application icons for launching applications is displayed in a second predefined area, distinct from the first predefined area; while in the application view selection mode, a second gesture is detected; in response to detecting the second gesture: when the second gesture is at a location corresponding to the image of the first application view: the first application view is displayed at the first size in the first application; the images in the first predefined area cease to be displayed; and the application view selection mode is exited; and when the second gesture is at a location corresponding to the second predefined area: the view with application icons for launching applications is displayed; the images in the first predefined area cease to be displayed; and the application view selection mode is exited.

**[0005D]** According to a fourth aspect of the invention there is provided a computer readable storage medium storing one or more programs, the one or more programs comprising

instructions, which when executed by a multifunction device with a touch-sensitive display, cause the device to: display a first application view at a first size in a first application, the first application view including a user selectable object associated with a second application that is distinct from the first application; detect a first gesture at a location that corresponds to the user selectable object; in response to detecting the first gesture: cease to display the first application view, and display a second application view in the second application; while in the second application, detect an input; in response to detecting the input: enter an application view selection mode for selecting one of a plurality of concurrently open applications for display in a corresponding application view; display in a first predefined area images of open applications, wherein: the images of open applications correspond to at least some of the plurality of concurrently open applications; each image is displayed at a second size that is smaller than the first size; the images include an image of the first application view and an image of a view in the second application; and display in a second predefined area, distinct from the first predefined area, a portion of a view with application icons for launching applications; while in the application view selection mode, detect a second gesture; in response to detecting the second gesture: when the second gesture is at a location corresponding to the image of the first application view: display the first application view at the first size in the first application; cease to display the images in the first predefined area; and exit the application view selection mode; and when the second gesture is at a location corresponding to the second predefined area: display the view with application icons for launching applications; cease to display the images in the first predefined area; and exit the application view selection mode.

**[0005E]** According to a fifth aspect of the invention there is provided a multifunction device, comprising: a touch-sensitive display; means for displaying a first application view at a first size in a first application, the first application view including a user selectable object associated with a second application that is distinct from the first application; means for detecting a first gesture at a location that corresponds to the user selectable object; means, responsive to detecting the first gesture, including: means for ceasing to display the first application view, and means for displaying a second application view in the second application; means, enabled while in the second application, for detecting an input; means, responsive to detecting the input, including: means for entering an application view selection mode for selecting one of a plurality of concurrently open applications for display in a corresponding application view; means for displaying in a first predefined area images of

open applications, wherein: the images of open applications correspond to at least some of the plurality of concurrently open applications; each image is displayed at a second size that is smaller than the first size; the images include an image of the first application view and an image of a view in the second application; and means for displaying in a second predefined area, distinct from the first predefined area, a portion of a view with application icons for launching applications; means, enabled while in the application view selection mode, for detecting a second gesture; means, responsive to detecting the second gesture, including: means, enabled when the second gesture is at a location corresponding to the image of the first application view, including: means for displaying the first application view at the first size in the first application; means for ceasing to display the images in the first predefined area; and means for exiting the application view selection mode; and means, enabled when the second gesture is at a location corresponding to the second predefined area, including: means for displaying the view with application icons for launching applications; means for ceasing to display the images in the first predefined area; and means for exiting the application view selection mode.

**[0005F]** According to a sixth aspect of the invention there is provided an information processing apparatus for use in a multifunction device with a touch-sensitive display, comprising: means for displaying a first application view at a first size in a first application, the first application view including a user selectable object associated with a second application that is distinct from the first application; means for detecting a first gesture at a location that corresponds to the user selectable object; means, responsive to detecting the first gesture, including: means for ceasing to display the first application view, and means for displaying a second application view in the second application; means, enabled while in the second application, for detecting an input; means, responsive to detecting the input, including: means for entering an application view selection mode for selecting one of a plurality of concurrently open applications for display in a corresponding application view; means for displaying in a first predefined area images of open applications, wherein: the images of open applications correspond to at least some of the plurality of concurrently open applications; each image is displayed at a second size that is smaller than the first size; the images include an image of the first application view and an image of a view in the second application; and means for displaying in a second predefined area, distinct from the first predefined area, a portion of a view with application icons for launching applications; means, enabled while in the application view selection mode, for detecting a second gesture; means, responsive to



detecting the second gesture, including: means, enabled when the second gesture is at a location corresponding to the image of the first application view, including: means for displaying the first application view at the first size in the first application; means for ceasing to display the images in the first predefined area; and means for exiting the application view selection mode; and means, enabled when the second gesture is at a location corresponding to the second predefined area, including: means for displaying the view with application icons for launching applications; means for ceasing to display the images in the first predefined area; and means for exiting the application view selection mode.

**[0006]** In accordance with some embodiments, a method is performed at a multifunction device with a touch-sensitive display. The method includes displaying a first application view on the touch-sensitive display that corresponds to a first application in a plurality of concurrently open applications. The first application view is displayed without concurrently displaying an application view for any other application in the plurality of concurrently open applications. The method also includes detecting a first input, and in response to detecting the first input, entering an application view selection mode for selecting one of the concurrently open applications for display in a corresponding application view, displaying in a first predefined area an initial group of open application icons that correspond to at least some of the plurality of concurrently open applications, and concurrently displaying at least a portion of the first application view adjacent to the first predefined area. The method further includes detecting a gesture on a respective open application icon in the first predefined area, and, in response to detecting the gesture on the respective open application icon, displaying a respective application view on the touch-sensitive display for a corresponding application in the plurality of concurrently open applications, ceasing to

2017268610 30 Nov 2017

display open application icons in the first predefined area, and exiting the application view selection mode. The respective application view is displayed without concurrently displaying an application view for any other application in the plurality of concurrently open applications.

[0007] In accordance with some embodiments, a multifunction device includes a touch-sensitive display, one or more processors, memory, and one or more programs. The one or more programs are stored in the memory and configured to be executed by the one or more processors. The one or more programs include instructions for displaying a first application view on the touch-sensitive display that corresponds to a first application in a plurality of concurrently open applications. The first application view is displayed without concurrently displaying an application view for any other application in the plurality of concurrently open applications. The one or more programs also include instructions for detecting a first input, and in response to detecting the first input, entering an application view selection mode for selecting one of the concurrently open applications for display in a corresponding application view, displaying in a first predefined area an initial group of open application icons that correspond to at least some of the plurality of concurrently open applications, and concurrently displaying at least a portion of the first application view adjacent to the first predefined area. The one or more programs furthermore include instructions for detecting a gesture on a respective open application icon in the first predefined area, and in response to detecting the gesture on the respective open application icon, displaying a respective application view on the touch-sensitive display for a corresponding application in the plurality of concurrently open applications, ceasing to display open application icons in the first predefined area, and exiting the application view selection mode. The respective application view is displayed without concurrently displaying an application view for any other application in the plurality of concurrently open applications.

[0008] In accordance with some embodiments, a graphical user interface on a multifunction device with a touch-sensitive display, a memory, and one or more processors to execute one or more programs stored in the memory includes a first application view on the touch-sensitive display that corresponds to a first application in a plurality of concurrently open applications. The first application view is displayed without concurrently displaying an application view for any other application in the plurality of concurrently open applications. A first input is detected. In response to detecting the first input, an application view

2017268610 30 Nov 2017

selection mode for selecting one of the concurrently open applications for display in a corresponding application view is entered, an initial group of open application icons that correspond to at least some of the plurality of concurrently open applications is displayed in a first predefined area, and at least a portion of the first application view is concurrently displayed adjacent to the first predefined area. A gesture is detected on a respective open application icon in the first predefined area. In response to detecting the gesture on the respective open application icon, a respective application view is displayed on the touch-sensitive display for a corresponding application in the plurality of concurrently open applications, open application icons cease to be displayed in the first predefined area, and the application view selection mode is exited. The respective application view is displayed without concurrently displaying an application view for any other application in the plurality of concurrently open applications.

[0009] In accordance with some embodiments, a computer readable storage medium has stored therein instructions which when executed by a multifunction device with a touch-sensitive display, cause the device to display a first application view on the touch-sensitive display that corresponds to a first application in a plurality of concurrently open applications. The first application view is displayed without concurrently displaying an application view for any other application in the plurality of concurrently open applications. The instructions also cause the device to detect a first input, and in response to detecting the first input, enter an application view selection mode for selecting one of the concurrently open applications for display in a corresponding application view, display in a first predefined area an initial group of open application icons that correspond to at least some of the plurality of concurrently open applications, and concurrently display at least a portion of the first application view adjacent to the first predefined area. The instructions furthermore cause the device to detect a gesture on a respective open application icon in the first predefined area, and in response to detecting the gesture on the respective open application icon, display a respective application view on the touch-sensitive display for a corresponding application in the plurality of concurrently open applications, cease to display open application icons in the first predefined area, and exit the application view selection mode. The respective application view is displayed without concurrently displaying an application view for any other application in the plurality of concurrently open applications.

[0010] In accordance with some embodiments, a multifunction device includes a touch-sensitive display, and means for displaying a first application view on the touch-

2017268610 30 Nov 2017

sensitive display that corresponds to a first application in a plurality of concurrently open applications. The first application view is displayed without concurrently displaying an application view for any other application in the plurality of concurrently open applications. The multifunction device also includes means for detecting a first input, and means, responsive to detecting the first input, including: means for entering an application view selection mode for selecting one of the concurrently open applications for display in a corresponding application view, means for displaying in a first predefined area an initial group of open application icons that correspond to at least some of the plurality of concurrently open applications, and means for concurrently displaying at least a portion of the first application view adjacent to the first predefined area. The multifunction device furthermore includes means for detecting a gesture on a respective open application icon in the first predefined area, and means, responsive to detecting the gesture on the respective open application icon, including: means for displaying a respective application view on the touch-sensitive display for a corresponding application in the plurality of concurrently open applications, means for ceasing to display open application icons in the first predefined area, and means for exiting the application view selection mode. The respective application view is displayed without concurrently displaying an application view for any other application in the plurality of concurrently open applications.

[0011] In accordance with some embodiments, an information processing apparatus for use in a multifunction device with a touch-sensitive display includes means for displaying a first application view on the touch-sensitive display that corresponds to a first application in a plurality of concurrently open applications. The first application view is displayed without concurrently displaying an application view for any other application in the plurality of concurrently open applications. The information processing apparatus includes means for detecting a first input, and means, responsive to detecting the first input, including: means for entering an application view selection mode for selecting one of the concurrently open applications for display in a corresponding application view, means for displaying in a first predefined area an initial group of open application icons that correspond to at least some of the plurality of concurrently open applications, and means for concurrently displaying at least a portion of the first application view adjacent to the first predefined area. The information processing apparatus furthermore includes means for detecting a gesture on a respective open application icon in the first predefined area, and means, responsive to detecting the gesture on the respective open application icon, including: means for displaying a respective application

2017268610 30 Nov 2017

view on the touch-sensitive display for a corresponding application in the plurality of concurrently open applications, means for ceasing to display open application icons in the first predefined area, and means for exiting the application view selection mode. The respective application view is displayed without concurrently displaying an application view for any other application in the plurality of concurrently open applications.

[0012] In accordance with some embodiments, a method is performed at a multifunction device with a touch-sensitive display. The method includes displaying a first application view on the touch-sensitive display that corresponds to a first application in a plurality of concurrently open applications. The first application view is displayed without concurrently displaying an application view for any other application in the plurality of concurrently open applications. The method also includes detecting a first input, and in response to detecting the first input, entering an application view selection mode for selecting one of the concurrently open applications for display in a corresponding application view, and displaying in a predefined area images of open applications that correspond to at least some of the plurality of concurrently open applications. The images of open applications are displayed in a three-dimensional stack extending backwards on the display. The method furthermore includes detecting a gesture on a respective image of an open application in the three-dimensional stack, and in response to detecting the gesture on the respective image of the open application, displaying a respective application view on the touch-sensitive display for a corresponding application in the plurality of concurrently open applications, ceasing to display the three-dimensional stack of images of open applications, and exiting the application view selection mode. The respective application view is displayed without concurrently displaying an application view for any other application in the plurality of concurrently open applications.

[0013] In accordance with some embodiments, a multifunction device includes a touch-sensitive display, one or more processors, memory, and one or more programs. The one or more programs are stored in the memory and configured to be executed by the one or more processors. The one or more programs include instructions for displaying a first application view on the touch-sensitive display that corresponds to a first application in a plurality of concurrently open applications. The first application view is displayed without concurrently displaying an application view for any other application in the plurality of concurrently open applications. The one or more programs also include instructions for detecting a first input, and in response to detecting the first input, entering an application

2017268610 30 Nov 2017

view selection mode for selecting one of the concurrently open applications for display in a corresponding application view, and displaying in a predefined area images of open applications that correspond to at least some of the plurality of concurrently open applications. The images of open applications are displayed in a three-dimensional stack extending backwards on the display. The one or more programs furthermore include instructions for detecting a gesture on a respective image of an open application in the three-dimensional stack, and in response to detecting the gesture on the respective image of the open application, displaying a respective application view on the touch-sensitive display for a corresponding application in the plurality of concurrently open applications, ceasing to display the three-dimensional stack of images of open applications, and exiting the application view selection mode. The respective application view is displayed without concurrently displaying an application view for any other application in the plurality of concurrently open applications.

[0014] In accordance with some embodiments, a graphical user interface on a multifunction device with a touch-sensitive display, a memory, and one or more processors to execute one or more programs stored in the memory includes a first application view on the touch-sensitive display that corresponds to a first application in a plurality of concurrently open applications. The first application view is displayed without concurrently displaying an application view for any other application in the plurality of concurrently open applications. A first input is detected. In response to detecting the first input, an application view selection mode for selecting one of the concurrently open applications for display in a corresponding application view is entered, and images of open applications that correspond to at least some of the plurality of concurrently open applications are displayed in a predefined area. The images of open applications are displayed in a three-dimensional stack extending backwards on the display. A gesture is detected on a respective image of an open application in the three-dimensional stack. In response to detecting the gesture on the respective image of the open application, a respective application view is displayed on the touch-sensitive display for a corresponding application in the plurality of concurrently open applications, the three-dimensional stack of images of open applications ceases to be displayed, and the application view selection mode is exited. The respective application view is displayed without concurrently displaying an application view for any other application in the plurality of concurrently open applications.

[0015] In accordance with some embodiments, a computer readable storage medium has stored therein instructions which when executed by a multifunction device with a touch-

2017268610 30 Nov 2017

sensitive display, cause the device to display a first application view on the touch-sensitive display that corresponds to a first application in a plurality of concurrently open applications. The first application view is displayed without concurrently displaying an application view for any other application in the plurality of concurrently open applications. The instructions also cause the device to detect a first input, and in response to detecting the first input, enter an application view selection mode for selecting one of the concurrently open applications for display in a corresponding application view, and display in a predefined area images of open applications that correspond to at least some of the plurality of concurrently open applications. The images of open applications are displayed in a three-dimensional stack extending backwards on the display. The instructions furthermore cause the device to detect a gesture on a respective image of an open application in the three-dimensional stack, and in response to detecting the gesture on the respective image of the open application, display a respective application view on the touch-sensitive display for a corresponding application in the plurality of concurrently open applications, cease to display the three-dimensional stack of images of open applications, and exit the application view selection mode. The respective application view is displayed without concurrently displaying an application view for any other application in the plurality of concurrently open applications.

**[0016]** In accordance with some embodiments, a multifunction device includes a touch-sensitive display, and means for displaying a first application view on the touch-sensitive display that corresponds to a first application in a plurality of concurrently open applications. The first application view is displayed without concurrently displaying an application view for any other application in the plurality of concurrently open applications. The multifunction device also includes means for detecting a first input, and means, responsive to detecting the first input, including: means for entering an application view selection mode for selecting one of the concurrently open applications for display in a corresponding application view, and means for displaying in a predefined area images of open applications that correspond to at least some of the plurality of concurrently open applications. The images of open applications are displayed in a three-dimensional stack extending backwards on the display. The multifunction device furthermore includes means for detecting a gesture on a respective image of an open application in the three-dimensional stack, and means, responsive to detecting the gesture on the respective image of the open application, including: means for displaying a respective application view on the touch-sensitive display for a corresponding application in the plurality of concurrently open

applications, means for ceasing to display the three-dimensional stack of images of open applications, and means for exiting the application view selection mode. The respective application view is displayed without concurrently displaying an application view for any other application in the plurality of concurrently open applications.

[0017] In accordance with some embodiments, an information processing apparatus for use in a multifunction device with a touch-sensitive display includes means for displaying a first application view on the touch-sensitive display that corresponds to a first application in a plurality of concurrently open applications. The first application view is displayed without concurrently displaying an application view for any other application in the plurality of concurrently open applications. The information processing apparatus also includes means for detecting a first input, and means, responsive to detecting the first input, including: means for entering an application view selection mode for selecting one of the concurrently open applications for display in a corresponding application view, and means for displaying in a predefined area images of open applications that correspond to at least some of the plurality of concurrently open applications. The images of open applications are displayed in a three-dimensional stack extending backwards on the display. The information processing apparatus furthermore includes means for detecting a gesture on a respective image of an open application in the three-dimensional stack, and means, responsive to detecting the gesture on the respective image of the open application, including: means for displaying a respective application view on the touch-sensitive display for a corresponding application in the plurality of concurrently open applications, means for ceasing to display the three-dimensional stack of images of open applications, and means for exiting the application view selection mode. The respective application view is displayed without concurrently displaying an application view for any other application in the plurality of concurrently open applications.

[0018] In accordance with some embodiments, a method is performed at a multifunction device with a touch-sensitive display. The method includes displaying a first application view at a first size on the touch-sensitive display. The first application view corresponds to a first application in a plurality of concurrently open applications, and the first application view is displayed without concurrently displaying at the first size an application view for any other application in the plurality of concurrently open applications. The method also includes detecting a first input, and in response to detecting the first input, entering an application view selection mode for selecting one of the concurrently open



2017268610 30 Nov 2017

applications for display in a corresponding application view, and displaying images of open applications in a predefined area. Each image is displayed at a second size that is smaller than the first size, and the images correspond to at least some of the plurality of concurrently open applications. The method further includes detecting a gesture on a respective image of an open application in the predefined area, and in response to detecting the gesture on the respective image, displaying a respective application view at the first size on the touch-sensitive display for a corresponding application in the plurality of concurrently open applications, ceasing to display the images in the predefined area, and exiting the application view selection mode. The respective application view is displayed without concurrently displaying at the first size an application view for any other application in the plurality of concurrently open applications.

[0019] In accordance with some embodiments, a multifunction device includes a touch-sensitive display, one or more processors, memory, and one or more programs. The one or more programs are stored in the memory and configured to be executed by the one or more processors. The one or more programs include instructions for displaying a first application view at a first size on the touch-sensitive display. The first application view corresponds to a first application in a plurality of concurrently open applications, and the first application view is displayed without concurrently displaying at the first size an application view for any other application in the plurality of concurrently open applications. The one or more programs also include instructions for detecting a first input, and in response to detecting the first input, entering an application view selection mode for selecting one of the concurrently open applications for display in a corresponding application view, and displaying images of open applications in a predefined area. Each image is displayed at a second size that is smaller than the first size, and the images correspond to at least some of the plurality of concurrently open applications. The one or more programs furthermore include instructions for detecting a gesture on a respective image of an open application in the predefined area, and in response to detecting the gesture on the respective image, displaying a respective application view at the first size on the touch-sensitive display for a corresponding application in the plurality of concurrently open applications, ceasing to display the images in the predefined area, and exiting the application view selection mode. The respective application view is displayed without concurrently displaying at the first size an application view for any other application in the plurality of concurrently open applications.

2017268610 30 Nov 2017

[0020] In accordance with some embodiments, a graphical user interface on a multifunction device with a touch-sensitive display, a memory, and one or more processors to execute one or more programs stored in the memory includes a first application view at a first size on the touch-sensitive display. The first application view corresponds to a first application in a plurality of concurrently open applications, and the first application view is displayed without concurrently displaying at the first size an application view for any other application in the plurality of concurrently open applications. A first input is detected. In response to detecting the first input, an application view selection mode for selecting one of the concurrently open applications for display in a corresponding application view is entered, and images of open applications are displayed in a predefined area. Each image is displayed at a second size that is smaller than the first size, and the images correspond to at least some of the plurality of concurrently open applications. A gesture is detected on a respective image of an open application in the predefined area. In response to detecting the gesture on the respective image, a respective application view is displayed at the first size on the touch-sensitive display for a corresponding application in the plurality of concurrently open applications, the images in the predefined area cease to display, and the application view selection mode is exited. The respective application view is displayed without concurrently displaying at the first size an application view for any other application in the plurality of concurrently open applications.

[0021] In accordance with some embodiments, a computer readable storage medium has stored therein instructions which when executed by a multifunction device with a touch-sensitive display, cause the device to display a first application view at a first size on the touch-sensitive display. The first application view corresponds to a first application in a plurality of concurrently open applications, and the first application view is displayed without concurrently displaying at the first size an application view for any other application in the plurality of concurrently open applications. The instructions also cause the device to detect a first input, and in response to detecting the first input, enter an application view selection mode for selecting one of the concurrently open applications for display in a corresponding application view, and display images of open applications in a predefined area. Each image is displayed at a second size that is smaller than the first size, and the images correspond to at least some of the plurality of concurrently open applications. The instructions furthermore cause the device to detect a gesture on a respective image of an open application in the predefined area, and in response to detecting the gesture on the respective image, display a

2017268610 30 Nov 2017

respective application view at the first size on the touch-sensitive display for a corresponding application in the plurality of concurrently open applications, cease to display the images in the predefined area, and exit the application view selection mode. The respective application view is displayed without concurrently displaying at the first size an application view for any other application in the plurality of concurrently open applications.

[0022] In accordance with some embodiments, a multifunction device includes a touch-sensitive display, and means for displaying a first application view at a first size on the touch-sensitive display. The first application view corresponds to a first application in a plurality of concurrently open applications, and the first application view is displayed without concurrently displaying at the first size an application view for any other application in the plurality of concurrently open applications. The multifunction device also includes means for detecting a first input, and means, responsive to detecting the first input, including: means for entering an application view selection mode for selecting one of the concurrently open applications for display in a corresponding application view, and means for displaying in a predefined area images of open applications. Each image is displayed at a second size that is smaller than the first size, and the images correspond to at least some of the plurality of concurrently open applications. The multifunction device furthermore includes means for detecting a gesture on a respective image of an open application in the predefined area, and means, responsive to detecting the gesture on the respective image, including: means for displaying a respective application view at the first size on the touch-sensitive display for a corresponding application in the plurality of concurrently open applications, means for ceasing to display the images in the predefined area, and means for exiting the application view selection mode. The respective application view is displayed without concurrently displaying at the first size an application view for any other application in the plurality of concurrently open applications.

[0023] In accordance with some embodiments, an information processing apparatus for use in a multifunction device with a touch-sensitive display includes means for displaying a first application view at a first size on the touch-sensitive display. The first application view corresponds to a first application in a plurality of concurrently open applications, and the first application view is displayed without concurrently displaying at the first size an application view for any other application in the plurality of concurrently open applications. The information processing apparatus also includes means for detecting a first input, and means, responsive to detecting the first input, including: means for entering an application

2017268610 30 Nov 2017

view selection mode for selecting one of the concurrently open applications for display in a corresponding application view, and means for displaying in a predefined area images of open applications. Each image is displayed at a second size that is smaller than the first size, and the images correspond to at least some of the plurality of concurrently open applications. The information processing apparatus furthermore includes means for detecting a gesture on a respective image of an open application in the predefined area, and means, responsive to detecting the gesture on the respective image, including: means for displaying a respective application view at the first size on the touch-sensitive display for a corresponding application in the plurality of concurrently open applications, means for ceasing to display the images in the predefined area, and means for exiting the application view selection mode. The respective application view is displayed without concurrently displaying at the first size an application view for any other application in the plurality of concurrently open applications.

**[0024]** In accordance with some embodiments, a method is performed at a multifunction device with a touch-sensitive display. The method includes displaying a first application view at a first size the touch-sensitive display. The first application view corresponds to a first application in a plurality of concurrently open applications, and the first application view is displayed without concurrently displaying at the first size an application view for any other application in the plurality of concurrently open applications. The method also includes concurrently displaying in a predefined area images of open applications. Each image is displayed at a second size that is smaller than the first size, and the images correspond to at least some of the plurality of concurrently open applications. The method furthermore includes detecting a gesture on a respective image of an open application in the predefined area, and in response to detecting the gesture on the respective image, displaying a respective application view at the first size on the touch-sensitive display for a corresponding application in the plurality of concurrently open applications. The respective application view is displayed without concurrently displaying at the first size an application view for any other application in the plurality of concurrently open applications.

**[0025]** In accordance with some embodiments, a multifunction device includes a touch-sensitive display, one or more processors, memory, and one or more programs. The one or more programs are stored in the memory and configured to be executed by the one or more processors. The one or more programs include instructions for displaying a first application view at a first size on the touch-sensitive display. The first application view

2017268610 30 Nov 2017

corresponds to a first application in a plurality of concurrently open applications, and the first application view is displayed without concurrently displaying at the first size an application view for any other application in the plurality of concurrently open applications. The one or more programs also include instructions for concurrently displaying in a predefined area images of open applications. Each image is displayed at a second size that is smaller than the first size, and the images correspond to at least some of the plurality of concurrently open applications. The one or more programs furthermore include instructions for detecting a gesture on a respective image of an open application in the predefined area, and in response to detecting the gesture on the respective image, displaying a respective application view at the first size on the touch-sensitive display for a corresponding application in the plurality of concurrently open applications. The respective application view is displayed without concurrently displaying at the first size an application view for any other application in the plurality of concurrently open applications.

**[0026]** In accordance with some embodiments, a graphical user interface on a multifunction device with a touch-sensitive display, a memory, and one or more processors to execute one or more programs stored in the memory includes a first application view at a first size on the touch-sensitive display. The first application view corresponds to a first application in a plurality of concurrently open applications, and the first application view is displayed without concurrently displaying at the first size an application view for any other application in the plurality of concurrently open applications. The graphical user interface also includes concurrent display of images of open applications in a predefined area. Each image is displayed at a second size that is smaller than the first size, and the images correspond to at least some of the plurality of concurrently open applications. A gesture is detected on a respective image of an open application in the predefined area. In response to detecting the gesture on the respective image, a respective application view is displayed at the first size on the touch-sensitive display for a corresponding application in the plurality of concurrently open applications. The respective application view is displayed without concurrently displaying at the first size an application view for any other application in the plurality of concurrently open applications.

**[0027]** In accordance with some embodiments, a computer readable storage medium has stored therein instructions which when executed by a multifunction device with a touch-sensitive display, cause the device to display a first application view at a first size on the touch-sensitive display. The first application view corresponds to a first application in a

2017268610 30 Nov 2017

plurality of concurrently open applications, and the first application view is displayed without concurrently displaying at the first size an application view for any other application in the plurality of concurrently open applications. The instructions also cause the device to concurrently display images of open applications in a predefined area. Each image is displayed at a second size that is smaller than the first size, and the images correspond to at least some of the plurality of concurrently open applications. The instructions furthermore cause the device to detect a gesture on a respective image of an open application in the predefined area, and in response to detecting the gesture on the respective image, display a respective application view at the first size on the touch-sensitive display for a corresponding application in the plurality of concurrently open applications. The respective application view is displayed without concurrently displaying at the first size an application view for any other application in the plurality of concurrently open applications.

**[0028]** In accordance with some embodiments, a multifunction device includes a touch-sensitive display and means for displaying a first application view at a first size on the touch-sensitive display. The first application view corresponds to a first application in a plurality of concurrently open applications, and the first application view is displayed without concurrently displaying at the first size an application view for any other application in the plurality of concurrently open applications. The multifunction device also includes means for concurrently displaying in a predefined area images of open applications. Each image is displayed at a second size that is smaller than the first size, and the images correspond to at least some of the plurality of concurrently open applications. The multifunction device furthermore includes means for detecting a gesture on a respective image of an open application in the predefined area, and means, responsive to detecting the gesture on the respective image, for displaying a respective application view at the first size on the touch-sensitive display for a corresponding application in the plurality of concurrently open applications. The respective application view is displayed without concurrently displaying at the first size an application view for any other application in the plurality of concurrently open applications.

**[0029]** In accordance with some embodiments, an information processing apparatus for use in a multifunction device with a touch-sensitive display includes means for displaying a first application view at a first size on the touch-sensitive display. The first application view corresponds to a first application in a plurality of concurrently open applications, and the first application view is displayed without concurrently displaying at the first size an

2017268610 30 Nov 2017

application view for any other application in the plurality of concurrently open applications. The information processing apparatus also includes means for concurrently displaying in a predefined area images of open applications. Each image is displayed at a second size that is smaller than the first size, and the images correspond to at least some of the plurality of concurrently open applications. The information processing apparatus furthermore includes means for detecting a gesture on a respective image of an open application in the predefined area, and means, responsive to detecting the gesture on the respective image, for displaying a respective application view at the first size on the touch-sensitive display for a corresponding application in the plurality of concurrently open applications. The respective application view is displayed without concurrently displaying at the first size an application view for any other application in the plurality of concurrently open applications.

**[0030]** In accordance with some embodiments, a method is performed at a multifunction device with a touch-sensitive display. The method includes performing the following actions, while in an application view selection mode for selecting one of a plurality of concurrently open applications for display in a corresponding application view. The method includes displaying in a predefined area an initial group of open application icons that correspond to at least some of the plurality of concurrently open applications, detecting a gesture in the predefined area, and in response to detecting the gesture in the predefined area, performing one of the following actions. When the gesture is a first scroll gesture in a first direction, the method includes scrolling to display other open application icons in the plurality of concurrently open application icons in the predefined area. When the gesture is a second scroll gesture in a second direction opposite the first direction, the method includes scrolling to display settings icons in the predefined area. When the gesture is a first gesture on a respective open application icon, the method includes displaying a respective application view on the touch-sensitive display for a corresponding application in the plurality of concurrently open applications, ceasing to display open application icons in the predefined area, and exiting the application view selection mode.

**[0031]** In accordance with some embodiments, a multifunction device includes a touch-sensitive display, one or more processors, memory, and one or more programs. The one or more programs are stored in the memory and configured to be executed by the one or more processors. The one or more programs include instructions for performing the following actions, while in an application view selection mode for selecting one of a plurality of concurrently open applications for display in a corresponding application view. The one

2017268610 30 Nov 2017

or more programs include instructions for displaying in a predefined area an initial group of open application icons that correspond to at least some of the plurality of concurrently open applications, detecting a gesture in the predefined area, and in response to detecting the gesture in the predefined area, performing one of the following actions. The one or more programs include instructions for, when the gesture is a first scroll gesture in a first direction, scrolling to display other open application icons in the plurality of concurrently open application icons in the predefined area. The one or more programs include instructions for, when the gesture is a second scroll gesture in a second direction opposite the first direction, scrolling to display settings icons in the predefined area. The one or more programs include instructions for, when the gesture is a first gesture on a respective open application icon, displaying a respective application view on the touch-sensitive display for a corresponding application in the plurality of concurrently open applications, ceasing to display open application icons in the predefined area, and exiting the application view selection mode.

[0032] In accordance with some embodiments, a graphical user interface on a multifunction device with a touch-sensitive display, a memory, and one or more processors to execute one or more programs stored in the memory, displayed while in an application view selection mode for selecting one of a plurality of concurrently open applications for display in a corresponding application view, includes in a predefined area, an initial group of open application icons that correspond to at least some of the plurality of concurrently open applications. A gesture is detected in the predefined area. In response to detecting the gesture in the predefined area, one of the following actions is performed. When the gesture is a first scroll gesture in a first direction, the at least some of the plurality of concurrently open applications are scrolled to display other open application icons in the plurality of concurrently open application icons in the predefined area. When the gesture is a second scroll gesture in a second direction opposite the first direction, the at least some of the plurality of concurrently open applications are scrolled to display settings icons in the predefined area. When the gesture is a first gesture on a respective open application icon, a respective application view is displayed on the touch-sensitive display for a corresponding application in the plurality of concurrently open applications, open application icons cease to be displayed in the predefined area, and the application view selection mode is exited.

[0033] In accordance with some embodiments, a computer readable storage medium has stored therein instructions which when executed by a multifunction device with a touch-sensitive display, cause the device to perform the following actions while in an application



2017268610 30 Nov 2017

view selection mode for selecting one of a plurality of concurrently open applications for display in a corresponding application view. The instructions cause the device to display in a predefined area an initial group of open application icons that correspond to at least some of the plurality of concurrently open applications, detect a gesture in the predefined area, and in response to detecting the gesture in the predefined area, perform one of the following actions. The instructions cause the device to, when the gesture is a first scroll gesture in a first direction, scroll to display other open application icons in the plurality of concurrently open application icons in the predefined area. The instructions cause the device to, when the gesture is a second scroll gesture in a second direction opposite the first direction, scroll to display settings icons in the predefined area. The instructions cause the device to, when the gesture is a first gesture on a respective open application icon, display a respective application view on the touch-sensitive display for a corresponding application in the plurality of concurrently open applications, cease to display open application icons in the predefined area, and exit the application view selection mode.

**[0034]** In accordance with some embodiments, a multifunction device includes: a touch-sensitive display and means, enabled while in an application view selection mode for selecting one of a plurality of concurrently open applications for display in a corresponding application view, including: means for displaying in a predefined area an initial group of open application icons that correspond to at least some of the plurality of concurrently open applications, means for detecting a gesture in the predefined area, and means responsive to detecting the gesture in the predefined area. The means responsive to detecting the gesture in the predefined area include: means, enabled when the gesture is a first scroll gesture in a first direction, for scrolling to display other open application icons in the plurality of concurrently open application icons in the predefined area, means, enabled when the gesture is a second scroll gesture in a second direction opposite the first direction, for scrolling to display settings icons in the predefined area, and means enabled when the gesture is a first gesture on a respective open application icon. The means, enabled when the gesture is a first gesture on a respective open application icon, include: means for displaying a respective application view on the touch-sensitive display for a corresponding application in the plurality of concurrently open applications, means for ceasing to display open application icons in the predefined area, and means for exiting the application view selection mode.

**[0035]** In accordance with some embodiments, an information processing apparatus for use in a multifunction device with a touch-sensitive display includes means, enabled

2017268610 30 Nov 2017

while in an application view selection mode for selecting one of a plurality of concurrently open applications for display in a corresponding application view, including: means for displaying in a predefined area an initial group of open application icons that correspond to at least some of the plurality of concurrently open applications, means for detecting a gesture in the predefined area, and means responsive to detecting the gesture in the predefined area. The means responsive to detecting the gesture in the predefined area include: means, enabled when the gesture is a first scroll gesture in a first direction, for scrolling to display other open application icons in the plurality of concurrently open application icons in the predefined area, means, enabled when the gesture is a second scroll gesture in a second direction opposite the first direction, for scrolling to display settings icons in the predefined area, and means enabled when the gesture is a first gesture on a respective open application icon. The means, enabled when the gesture is a first gesture on a respective open application icon, include: means for displaying a respective application view on the touch-sensitive display for a corresponding application in the plurality of concurrently open applications, means for ceasing to display open application icons in the predefined area, and means for exiting the application view selection mode.

**[0036]** In accordance with some embodiments, a method is performed at a multifunction device with a touch-sensitive display. The method includes displaying a first application view at a first size in a first application. The first application view includes a user selectable object associated with a second application that is distinct from the first application. The method also includes detecting a first gesture at a location that corresponds to the user selectable object, and in response to detecting the first gesture, ceasing to display the first application view, and displaying a second application view in the second application. The method furthermore includes, while in the second application, detecting an input, and in response to detecting the input, entering an application view selection mode for selecting one of a plurality of concurrently open applications for display in a corresponding application view, displaying in a first predefined area images of open applications, and displaying in a second predefined area, distinct from the first predefined area, a portion of a view with application icons for launching applications. The images of open applications correspond to at least some of the plurality of concurrently open applications, each image is displayed at a second size that is smaller than the first size, and the images include an image of the first application view and an image of a view in the second application. The method includes while in the application view selection mode, detecting a second gesture, and in response to

2017268610 30 Nov 2017

detecting the second gesture, performing one of the following actions. The method includes, when the second gesture is at a location corresponding to the image of the first application view, displaying the first application view at the first size in the first application, ceasing to display the images in the first predefined area, and exiting the application view selection mode. The method includes, when the second gesture is at a location corresponding to the second predefined area, displaying the view with application icons for launching applications, ceasing to display the images in the first predefined area, and exiting the application view selection mode.

[0037] In accordance with some embodiments, a multifunction device includes a touch-sensitive display, one or more processors, memory, and one or more programs. The one or more programs are stored in the memory and configured to be executed by the one or more processors. The one or more programs include instructions for displaying a first application view at a first size in a first application. The first application view including a user selectable object associated with a second application that is distinct from the first application. The one or more programs also include instructions for detecting a first gesture at a location that corresponds to the user selectable object, and in response to detecting the first gesture, ceasing to display the first application view, and displaying a second application view in the second application. The one or more programs furthermore include instructions for, while in the second application, detecting an input, and in response to detecting the input, entering an application view selection mode for selecting one of a plurality of concurrently open applications for display in a corresponding application view, displaying in a first predefined area images of open applications, and displaying in a second predefined area that is distinct from the first predefined area, a portion of a view with application icons for launching applications. The images of open applications correspond to at least some of the plurality of concurrently open applications, each image is displayed at a second size that is smaller than the first size, and the images include an image of the first application view and an image of a view in the second application. The one or more programs include instructions for, while in the application view selection mode, detecting a second gesture, and in response to detecting the second gesture, performing one of the following actions. The one or more programs include instructions for, when the second gesture is at a location corresponding to the image of the first application view, displaying the first application view at the first size in the first application, ceasing to display the images in the first predefined area, and exiting the application view selection mode. The one or more programs include

2017268610 30 Nov 2017

instructions for, when the second gesture is at a location corresponding to the second predefined area, displaying the view with application icons for launching applications, ceasing to display the images in the first predefined area, and exiting the application view selection mode.

[0038] In accordance with some embodiments, a graphical user interface on a multifunction device with a touch-sensitive display, a memory, and one or more processors to execute one or more programs stored in the memory includes a first application view at a first size in a first application. The first application view includes a user selectable object associated with a second application that is distinct from the first application. A first gesture is detected at a location that corresponds to the user selectable object. In response to detecting the first gesture, the first application view ceases to be displayed, and a second application view is displayed in the second application. While in the second application, an input is detected, and in response to detecting the input, an application view selection mode for selecting one of a plurality of concurrently open applications for display in a corresponding application view is entered, images of open applications are displayed in a first predefined area, and a portion of a view with application icons for launching applications is displayed in a second predefined area that is distinct from the first predefined area. The images of open applications correspond to at least some of the plurality of concurrently open applications, each image is displayed at a second size that is smaller than the first size, and the images include an image of the first application view and an image of a view in the second application. While in the application view selection mode, a second gesture is detected, and in response to detecting the second gesture, one of the following actions is performed. When the second gesture is at a location corresponding to the image of the first application view, the first application view is displayed at the first size in the first application, the images in the first predefined area cease to be displayed, and the application view selection mode is exited. When the second gesture is at a location corresponding to the second predefined area, the view with application icons for launching applications is displayed, the images in the first predefined area cease to be displayed, and the application view selection mode is exited.

[0039] In accordance with some embodiments, a computer readable storage medium has stored therein instructions which when executed by a multifunction device with a touch-sensitive display, cause the device to display a first application view at a first size in a first application. The first application view including a user selectable object associated with a

2017268610 30 Nov 2017

second application that is distinct from the first application. The instructions also cause the device to detect a first gesture at a location that corresponds to the user selectable object, and in response to detecting the first gesture, cease to display the first application view, and display a second application view in the second application. The instructions furthermore cause the device to, while in the second application, detect an input, and in response to detecting the input, enter an application view selection mode for selecting one of a plurality of concurrently open applications for display in a corresponding application view, display in a first predefined area images of open applications, and display in a second predefined area that is distinct from the first predefined area, a portion of a view with application icons for launching applications. The images of open applications correspond to at least some of the plurality of concurrently open applications, each image is displayed at a second size that is smaller than the first size, and the images include an image of the first application view and an image of a view in the second application. The instructions furthermore cause the device to, while in the application view selection mode, detect a second gesture, and in response to detecting the second gesture, perform one of the following actions. The instructions cause the device to, when the second gesture is at a location corresponding to the image of the first application view, display the first application view at the first size in the first application, cease to display the images in the first predefined area, and exit the application view selection mode. The instructions also cause the device to, when the second gesture is at a location corresponding to the second predefined area, display the view with application icons for launching applications, cease to display the images in the first predefined area, and exit the application view selection mode.

**[0040]** In accordance with some embodiments, a multifunction device includes a touch-sensitive display, and means for displaying a first application view at a first size in a first application. The first application view includes a user selectable object associated with a second application that is distinct from the first application. The multifunction device includes means for detecting a first gesture at a location that corresponds to the user selectable object, and means, responsive to detecting the first gesture, including: means for ceasing to display the first application view, and means for displaying a second application view in the second application. The multifunction device also includes means, enabled while in the second application, for detecting an input, and means, responsive to detecting the input, including: means for entering an application view selection mode for selecting one of a plurality of concurrently open applications for display in a corresponding application view,

2017268610 30 Nov 2017

means for displaying in a first predefined area images of open applications, and means for displaying in a second predefined area that is distinct from the first predefined area, a portion of a view with application icons for launching applications. The images of open applications correspond to at least some of the plurality of concurrently open applications, each image is displayed at a second size that is smaller than the first size, and the images include an image of the first application view and an image of a view in the second application. The multifunction device furthermore includes means, enabled while in the application view selection mode, for detecting a second gesture, and means, responsive to detecting the second gesture. The means, responsive to detecting the second gesture, include: means, enabled when the second gesture is at a location corresponding to the image of the first application view, including: means for displaying the first application view at the first size in the first application, means for ceasing to display the images in the first predefined area, and means for exiting the application view selection mode. The means, responsive to detecting the second gesture, include: means, enabled when the second gesture is at a location corresponding to the second predefined area, including: means for displaying the view with application icons for launching applications, means for ceasing to display the images in the first predefined area, and means for exiting the application view selection mode.

[0041] In accordance with some embodiments, an information processing apparatus for use in a multifunction device with a touch-sensitive display includes means for displaying a first application view at a first size in a first application. The first application view includes a user selectable object associated with a second application that is distinct from the first application. The information processing apparatus includes means for detecting a first gesture at a location that corresponds to the user selectable object, and means, responsive to detecting the first gesture, including: means for ceasing to display the first application view, and means for displaying a second application view in the second application. The information processing apparatus also includes means, enabled while in the second application, for detecting an input, and means, responsive to detecting the input. The means, responsive to detecting the input, include means for entering an application view selection mode for selecting one of a plurality of concurrently open applications for display in a corresponding application view, means for displaying in a first predefined area images of open applications, and means for displaying in a second predefined area that is distinct from the first predefined area, a portion of a view with application icons for launching applications. The images of open applications correspond to at least some of the plurality of concurrently

2017268610 30 Nov 2017

open applications, each image is displayed at a second size that is smaller than the first size, and the images include an image of the first application view and an image of a view in the second application. The information processing apparatus furthermore includes means, enabled while in the application view selection mode, for detecting a second gesture, and means, responsive to detecting the second gesture. The means, responsive to detecting the second gesture, include means, enabled when the second gesture is at a location corresponding to the image of the first application view, including: means for displaying the first application view at the first size in the first application, means for ceasing to display the images in the first predefined area, and means for exiting the application view selection mode. The means, responsive to detecting the second gesture, include means, enabled when the second gesture is at a location corresponding to the second predefined area, including: means for displaying the view with application icons for launching applications, means for ceasing to display the images in the first predefined area, and means for exiting the application view selection mode.

[0042] Thus, multifunction devices with touch-sensitive displays are provided with faster, more efficient methods and interfaces for managing concurrently open software applications, thereby increasing the effectiveness, efficiency, and user satisfaction with such devices. Such methods and interfaces may complement or replace conventional methods for managing concurrently open software applications.

#### BRIEF DESCRIPTION OF THE DRAWINGS

[0043] For a better understanding of the aforementioned embodiments of the invention as well as additional embodiments thereof, reference should be made to the Description of Embodiments below, in conjunction with the following drawings in which like reference numerals refer to corresponding parts throughout the figures.

[0044] Figures 1A and 1B are block diagrams illustrating portable multifunction devices with touch-sensitive displays in accordance with some embodiments.

[0045] Figure 1C is a block diagram illustrating exemplary components for event handling in accordance with some embodiments.

[0046] Figure 2 illustrates a portable multifunction device having a touch screen in accordance with some embodiments.

[0047] Figure 3 is a block diagram of an exemplary multifunction device with a display and a touch-sensitive surface in accordance with some embodiments.

[0048] Figures 4A and 4B illustrate exemplary user interfaces for a menu of applications on a portable multifunction device in accordance with some embodiments.

[0049] Figure 4C illustrates an exemplary user interface for a multifunction device with a touch-sensitive surface that is separate from the display in accordance with some embodiments.

[0050] Figures 5A-5HH illustrate exemplary user interfaces for selecting one of concurrently open applications in accordance with some embodiments.

[0051] Figures 6A-6C are flow diagrams illustrating a method of selecting one of concurrently open applications in accordance with some embodiments.

[0052] Figure 7 is a flow diagram illustrating a method of selecting one of concurrently open applications in accordance with some embodiments.

[0053] Figures 8A-8C are flow diagrams illustrating a method of selecting one of concurrently open applications in accordance with some embodiments.

[0054] Figure 9 is a flow diagram illustrating a method of selecting one of concurrently open applications in accordance with some embodiments.

[0055] Figure 10 is a flow diagram illustrating a method of selecting one of concurrently open applications in accordance with some embodiments.

[0056] Figures 11A-11B are flow diagrams illustrating a method of selecting one of concurrently open applications in accordance with some embodiments.

#### DESCRIPTION OF EMBODIMENTS

[0057] Reference will now be made in detail to embodiments, examples of which are illustrated in the accompanying drawings. In the following detailed description, numerous specific details are set forth in order to provide a thorough understanding of the present invention. However, it will be apparent to one of ordinary skill in the art that the present invention may be practiced without these specific details. In other instances, well-known methods, procedures, components, circuits, and networks have not been described in detail so as not to unnecessarily obscure aspects of the embodiments.



2017268610 30 Nov 2017

[0058] It will also be understood that, although the terms first, second, etc. may be used herein to describe various elements, these elements should not be limited by these terms. These terms are only used to distinguish one element from another. For example, a first contact could be termed a second contact, and, similarly, a second contact could be termed a first contact, without departing from the scope of the present invention. The first contact and the second contact are both contacts, but they are not the same contact.

[0059] The terminology used in the description of the invention herein is for the purpose of describing particular embodiments only and is not intended to be limiting of the invention. As used in the description of the invention and the appended claims, the singular forms "a", "an" and "the" are intended to include the plural forms as well, unless the context clearly indicates otherwise. It will also be understood that the term "and/or" as used herein refers to and encompasses any and all possible combinations of one or more of the associated listed items. It will be further understood that the terms "includes," "including," "comprises," and/or "comprising," when used in this specification, specify the presence of stated features, integers, steps, operations, elements, and/or components, but do not preclude the presence or addition of one or more other features, integers, steps, operations, elements, components, and/or groups thereof.

[0060] As used herein, the term "if" may be construed to mean "when" or "upon" or "in response to determining" or "in response to detecting," depending on the context. Similarly, the phrase "if it is determined" or "if [a stated condition or event] is detected" may be construed to mean "upon determining" or "in response to determining" or "upon detecting [the stated condition or event]" or "in response to detecting [the stated condition or event]," depending on the context.

[0061] As used herein, the term "resolution" of a display refers to the number of pixels (also called "pixel counts" or "pixel resolution") along each axis or in each dimension of the display. For example, a display may have a resolution of 320x480 pixels. Furthermore, as used herein, the term "resolution" of a multifunction device refers to the resolution of a display in the multifunction device. The term "resolution" does not imply any limitations on the size of each pixel or the spacing of pixels. For example, compared to a first display with a 1024x768-pixel resolution, a second display with a 320x480-pixel resolution has a lower resolution. However, it should be noted that the physical size of a display depends not only on the pixel resolution, but also on many other factors, including the

pixel size and the spacing of pixels. Therefore, the first display may have the same, smaller, or larger physical size, compared to the second display.

[0062] As used herein, the term “video resolution” of a display refers to the density of pixels along each axis or in each dimension of the display. The video resolution is often measured in a dots-per-inch (DPI) unit, which counts the number of pixels that can be placed in a line within the span of one inch along a respective dimension of the display.

[0063] Embodiments of computing devices, user interfaces for such devices, and associated processes for using such devices are described. In some embodiments, the computing device is a portable communications device, such as a mobile telephone, that also contains other functions, such as PDA and/or music player functions. Exemplary embodiments of portable multifunction devices include, without limitation, the iPhone® and iPod Touch® devices from Apple Inc. of Cupertino, California. Other portable devices, such as laptops or tablet computers with touch-sensitive surfaces (e.g., touch screen displays and/or touch pads), may also be used. It should also be understood that, in some embodiments, the device is not a portable communications device, but is a desktop computer with a touch-sensitive surface (e.g., a touch screen display and/or a touch pad).

[0064] In the discussion that follows, a computing device that includes a display and a touch-sensitive surface is described. It should be understood, however, that the computing device may include one or more other physical user-interface devices, such as a physical keyboard, a mouse and/or a joystick.

[0065] The device supports a variety of applications, such as one or more of the following: a drawing application, a presentation application, a word processing application, a website creation application, a disk authoring application, a spreadsheet application, a gaming application, a telephone application, a video conferencing application, an e-mail application, an instant messaging application, a workout support application, a photo management application, a digital camera application, a digital video camera application, a web browsing application, a digital music player application, and/or a digital video player application.

[0066] The various applications that may be executed on the device may use at least one common physical user-interface device, such as the touch-sensitive surface. One or more functions of the touch-sensitive surface as well as corresponding information displayed on the device may be adjusted and/or varied from one application to the next and/or within a respective application. In this way, a common physical architecture (such as the touch-

2017268610 30 Nov 2017

sensitive surface) of the device may support the variety of applications with user interfaces that are intuitive and transparent to the user.

[0067] The user interfaces may include one or more soft keyboard embodiments. The soft keyboard embodiments may include standard (QWERTY) and/or non-standard configurations of symbols on the displayed icons of the keyboard, such as those described in U.S. Patent Applications 11/459,606, "Keyboards For Portable Electronic Devices," filed July 24, 2006, and 11/459,615, "Touch Screen Keyboards For Portable Electronic Devices," filed July 24, 2006, the contents of which are hereby incorporated by reference in their entireties. The keyboard embodiments may include a reduced number of icons (or soft keys) relative to the number of keys in existing physical keyboards, such as that for a typewriter. This may make it easier for users to select one or more icons in the keyboard, and thus, one or more corresponding symbols. The keyboard embodiments may be adaptive. For example, displayed icons may be modified in accordance with user actions, such as selecting one or more icons and/or one or more corresponding symbols. One or more applications on the device may utilize common and/or different keyboard embodiments. Thus, the keyboard embodiment used may be tailored to at least some of the applications. In some embodiments, one or more keyboard embodiments may be tailored to a respective user. For example, one or more keyboard embodiments may be tailored to a respective user based on a word usage history (lexicography, slang, individual usage) of the respective user. Some of the keyboard embodiments may be adjusted to reduce a probability of a user error when selecting one or more icons, and thus one or more symbols, when using the soft keyboard embodiments.

[0068] Attention is now directed toward embodiments of portable devices with touch-sensitive displays. Figures 1A and 1B are block diagrams illustrating portable multifunction devices 100 with touch-sensitive displays 112 in accordance with some embodiments. Touch-sensitive display 112 is sometimes called a "touch screen" for convenience, and may also be known as or called a touch-sensitive display system. Device 100 may include memory 102 (which may include one or more computer readable storage mediums), memory controller 122, one or more processing units (CPU's) 120, peripherals interface 118, RF circuitry 108, audio circuitry 110, speaker 111, microphone 113, input/output (I/O) subsystem 106, other input or control devices 116, and external port 124. Device 100 may include one or more optical sensors 164. These components may communicate over one or more communication buses or signal lines 103.

2017268610 30 Nov 2017

[0069] It should be appreciated that device 100 is only one example of a portable multifunction device, and that device 100 may have more or fewer components than shown, may combine two or more components, or may have a different configuration or arrangement of the components. The various components shown in Figures 1A and 1B may be implemented in hardware, software, or a combination of both hardware and software, including one or more signal processing and/or application specific integrated circuits.

[0070] Memory 102 may include high-speed random access memory and may also include non-volatile memory, such as one or more magnetic disk storage devices, flash memory devices, or other non-volatile solid-state memory devices. Access to memory 102 by other components of device 100, such as CPU 120 and the peripherals interface 118, may be controlled by memory controller 122.

[0071] Peripherals interface 118 can be used to couple input and output peripherals of the device to CPU 120 and memory 102. The one or more processors 120 run or execute various software programs and/or sets of instructions stored in memory 102 to perform various functions for device 100 and to process data.

[0072] In some embodiments, peripherals interface 118, CPU 120, and memory controller 122 may be implemented on a single chip, such as chip 104. In some other embodiments, they may be implemented on separate chips.

[0073] RF (radio frequency) circuitry 108 receives and sends RF signals, also called electromagnetic signals. RF circuitry 108 converts electrical signals to/from electromagnetic signals and communicates with communications networks and other communications devices via the electromagnetic signals. RF circuitry 108 may include well-known circuitry for performing these functions, including but not limited to an antenna system, an RF transceiver, one or more amplifiers, a tuner, one or more oscillators, a digital signal processor, a CODEC chipset, a subscriber identity module (SIM) card, memory, and so forth. RF circuitry 108 may communicate with networks, such as the Internet, also referred to as the World Wide Web (WWW), an intranet and/or a wireless network, such as a cellular telephone network, a wireless local area network (LAN) and/or a metropolitan area network (MAN), and other devices by wireless communication. The wireless communication may use any of a plurality of communications standards, protocols and technologies, including but not limited to Global System for Mobile Communications (GSM), Enhanced Data GSM Environment (EDGE), high-speed downlink packet access (HSDPA), wideband code division multiple access (W-

2017268610 30 Nov 2017

CDMA), code division multiple access (CDMA), time division multiple access (TDMA), Bluetooth, Wireless Fidelity (Wi-Fi) (e.g., IEEE 802.11a, IEEE 802.11b, IEEE 802.11g and/or IEEE 802.11n), voice over Internet Protocol (VoIP), Wi-MAX, a protocol for e-mail (e.g., Internet message access protocol (IMAP) and/or post office protocol (POP)), instant messaging (e.g., extensible messaging and presence protocol (XMPP), Session Initiation Protocol for Instant Messaging and Presence Leveraging Extensions (SIMPLE), Instant Messaging and Presence Service (IMPS)), and/or Short Message Service (SMS), or any other suitable communication protocol, including communication protocols not yet developed as of the filing date of this document.

**[0074]** Audio circuitry 110, speaker 111, and microphone 113 provide an audio interface between a user and device 100. Audio circuitry 110 receives audio data from peripherals interface 118, converts the audio data to an electrical signal, and transmits the electrical signal to speaker 111. Speaker 111 converts the electrical signal to human-audible sound waves. Audio circuitry 110 also receives electrical signals converted by microphone 113 from sound waves. Audio circuitry 110 converts the electrical signal to audio data and transmits the audio data to peripherals interface 118 for processing. Audio data may be retrieved from and/or transmitted to memory 102 and/or RF circuitry 108 by peripherals interface 118. In some embodiments, audio circuitry 110 also includes a headset jack (e.g., 212, Figure 2). The headset jack provides an interface between audio circuitry 110 and removable audio input/output peripherals, such as output-only headphones or a headset with both output (e.g., a headphone for one or both ears) and input (e.g., a microphone).

**[0075]** I/O subsystem 106 couples input/output peripherals on device 100, such as touch screen 112 and other input control devices 116, to peripherals interface 118. I/O subsystem 106 may include display controller 156 and one or more input controllers 160 for other input or control devices. The one or more input controllers 160 receive/send electrical signals from/to other input or control devices 116. The other input control devices 116 may include physical buttons (e.g., push buttons, rocker buttons, etc.), dials, slider switches, joysticks, click wheels, and so forth. In some alternate embodiments, input controller(s) 160 may be coupled to any (or none) of the following: a keyboard, infrared port, USB port, and a pointer device such as a mouse. The one or more buttons (e.g., 208, Figure 2) may include an up/down button for volume control of speaker 111 and/or microphone 113. The one or more buttons may include a push button (e.g., 206, Figure 2). A quick press of the push button may disengage a lock of touch screen 112 or begin a process that uses gestures on the

2017268610 30 Nov 2017

touch screen to unlock the device, as described in U.S. Patent Application 11/322,549, "Unlocking a Device by Performing Gestures on an Unlock Image," filed December 23, 2005, which is hereby incorporated by reference in its entirety. A longer press of the push button (e.g., 206) may turn power to device 100 on or off. The user may be able to customize a functionality of one or more of the buttons. Touch screen 112 is used to implement virtual or soft buttons and one or more soft keyboards.

[0076] Touch-sensitive display 112 provides an input interface and an output interface between the device and a user. Display controller 156 receives and/or sends electrical signals from/to touch screen 112. Touch screen 112 displays visual output to the user. The visual output may include graphics, text, icons, video, and any combination thereof (collectively termed "graphics"). In some embodiments, some or all of the visual output may correspond to user-interface objects.

[0077] Touch screen 112 has a touch-sensitive surface, sensor or set of sensors that accepts input from the user based on haptic and/or tactile contact. Touch screen 112 and display controller 156 (along with any associated modules and/or sets of instructions in memory 102) detect contact (and any movement or breaking of the contact) on touch screen 112 and converts the detected contact into interaction with user-interface objects (e.g., one or more soft keys, icons, web pages or images) that are displayed on touch screen 112. In an exemplary embodiment, a point of contact between touch screen 112 and the user corresponds to a finger of the user.

[0078] Touch screen 112 may use LCD (liquid crystal display) technology, LPD (light emitting polymer display) technology, or LED (light emitting diode) technology, although other display technologies may be used in other embodiments. Touch screen 112 and display controller 156 may detect contact and any movement or breaking thereof using any of a plurality of touch sensing technologies now known or later developed, including but not limited to capacitive, resistive, infrared, and surface acoustic wave technologies, as well as other proximity sensor arrays or other elements for determining one or more points of contact with touch screen 112. In an exemplary embodiment, projected mutual capacitance sensing technology is used, such as that found in the iPhone® and iPod Touch® from Apple Inc. of Cupertino, California.

[0079] A touch-sensitive display in some embodiments of touch screen 112 may be analogous to the multi-touch sensitive touchpads described in the following U.S. Patents:

2017268610 30 Nov 2017

6,323,846 (Westerman et al.), 6,570,557 (Westerman et al.), and/or 6,677,932 (Westerman), and/or U.S. Patent Publication 2002/0015024A1, each of which is hereby incorporated by reference in its entirety. However, touch screen 112 displays visual output from portable device 100, whereas touch sensitive touchpads do not provide visual output.

[0080] A touch-sensitive display in some embodiments of touch screen 112 may be as described in the following applications: (1) U.S. Patent Application No. 11/381,313, "Multipoint Touch Surface Controller," filed May 2, 2006; (2) U.S. Patent Application No. 10/840,862, "Multipoint Touchscreen," filed May 6, 2004; (3) U.S. Patent Application No. 10/903,964, "Gestures For Touch Sensitive Input Devices," filed July 30, 2004; (4) U.S. Patent Application No. 11/048,264, "Gestures For Touch Sensitive Input Devices," filed January 31, 2005; (5) U.S. Patent Application No. 11/038,590, "Mode-Based Graphical User Interfaces For Touch Sensitive Input Devices," filed January 18, 2005; (6) U.S. Patent Application No. 11/228,758, "Virtual Input Device Placement On A Touch Screen User Interface," filed September 16, 2005; (7) U.S. Patent Application No. 11/228,700, "Operation Of A Computer With A Touch Screen Interface," filed September 16, 2005; (8) U.S. Patent Application No. 11/228,737, "Activating Virtual Keys Of A Touch-Screen Virtual Keyboard," filed September 16, 2005; and (9) U.S. Patent Application No. 11/367,749, "Multi-Functional Hand-Held Device," filed March 3, 2006. All of these applications are incorporated by reference herein in their entirety.

[0081] Touch screen 112 may have a video resolution in excess of 100 dpi. In some embodiments, the touch screen has a video resolution of approximately 160 dpi. The user may make contact with touch screen 112 using any suitable object or appendage, such as a stylus, a finger, and so forth. In some embodiments, the user interface is designed to work primarily with finger-based contacts and gestures, which can be less precise than stylus-based input due to the larger area of contact of a finger on the touch screen. In some embodiments, the device translates the rough finger-based input into a precise pointer/cursor position or command for performing the actions desired by the user.

[0082] In some embodiments, in addition to the touch screen, device 100 may include a touchpad (not shown) for activating or deactivating particular functions. In some embodiments, the touchpad is a touch-sensitive area of the device that, unlike the touch screen, does not display visual output. The touchpad may be a touch-sensitive surface that is

separate from touch screen 112 or an extension of the touch-sensitive surface formed by the touch screen.

**[0083]** In some embodiments, device 100 may include a physical or virtual wheel (e.g., a click wheel) as input control device 116. A user may navigate among and interact with one or more graphical objects (e.g., icons) displayed in touch screen 112 by rotating the click wheel or by moving a point of contact with the click wheel (e.g., where the amount of movement of the point of contact is measured by its angular displacement with respect to a center point of the click wheel). The click wheel may also be used to select one or more of the displayed icons. For example, the user may press down on at least a portion of the click wheel or an associated button. User commands and navigation commands provided by the user via the click wheel may be processed by input controller 160 as well as one or more of the modules and/or sets of instructions in memory 102. For a virtual click wheel, the click wheel and click wheel controller may be part of touch screen 112 and display controller 156, respectively. For a virtual click wheel, the click wheel may be either an opaque or semitransparent object that appears and disappears on the touch screen display in response to user interaction with the device. In some embodiments, a virtual click wheel is displayed on the touch screen of a portable multifunction device and operated by user contact with the touch screen.

**[0084]** Device 100 also includes power system 162 for powering the various components. Power system 162 may include a power management system, one or more power sources (e.g., battery, alternating current (AC)), a recharging system, a power failure detection circuit, a power converter or inverter, a power status indicator (e.g., a light-emitting diode (LED)) and any other components associated with the generation, management and distribution of power in portable devices.

**[0085]** Device 100 may also include one or more optical sensors 164. Figures 1A and 1B show an optical sensor coupled to optical sensor controller 158 in I/O subsystem 106. Optical sensor 164 may include charge-coupled device (CCD) or complementary metal-oxide semiconductor (CMOS) phototransistors. Optical sensor 164 receives light from the environment, projected through one or more lens, and converts the light to data representing an image. In conjunction with imaging module 143 (also called a camera module), optical sensor 164 may capture still images or video. In some embodiments, an optical sensor is located on the back of device 100, opposite touch screen display 112 on the front of the



device, so that the touch screen display may be used as a viewfinder for still and/or video image acquisition. In some embodiments, an optical sensor is located on the front of the device so that the user's image may be obtained for videoconferencing while the user views the other video conference participants on the touch screen display. In some embodiments, the position of optical sensor 164 can be changed by the user (e.g., by rotating the lens and the sensor in the device housing) so that a single optical sensor 164 may be used along with the touch screen display for both video conferencing and still and/or video image acquisition.

**[0086]** Device 100 may also include one or more proximity sensors 166. Figures 1A and 1B show proximity sensor 166 coupled to peripherals interface 118. Alternately, proximity sensor 166 may be coupled to input controller 160 in I/O subsystem 106. Proximity sensor 166 may perform as described in U.S. Patent Application Nos. 11/241,839, "Proximity Detector In Handheld Device"; 11/240,788, "Proximity Detector In Handheld Device"; 11/620,702, "Using Ambient Light Sensor To Augment Proximity Sensor Output"; 11/586,862, "Automated Response To And Sensing Of User Activity In Portable Devices"; and 11/638,251, "Methods And Systems For Automatic Configuration Of Peripherals," which are hereby incorporated by reference in their entirety. In some embodiments, the proximity sensor turns off and disables touch screen 112 when the multifunction device is placed near the user's ear (e.g., when the user is making a phone call).

**[0087]** Device 100 may also include one or more accelerometers 168. Figures 1A and 1B show accelerometer 168 coupled to peripherals interface 118. Alternately, accelerometer 168 may be coupled to an input controller 160 in I/O subsystem 106. Accelerometer 168 may perform as described in U.S. Patent Publication No. 20050190059, "Acceleration-based Theft Detection System for Portable Electronic Devices," and U.S. Patent Publication No. 20060017692, "Methods And Apparatuses For Operating A Portable Device Based On An Accelerometer," both of which are incorporated by reference herein in their entirety. In some embodiments, information is displayed on the touch screen display in a portrait view or a landscape view based on an analysis of data received from the one or more accelerometers. Device 100 optionally includes, in addition to accelerometer(s) 168, a magnetometer (not shown) and a GPS (or GLONASS or other global navigation system) receiver (not shown) for obtaining information concerning the location and orientation (e.g., portrait or landscape) of device 100.

2017268610 30 Nov 2017

[0088] In some embodiments, the software components stored in memory 102 include operating system 126, communication module (or set of instructions) 128, contact/motion module (or set of instructions) 130, graphics module (or set of instructions) 132, text input module (or set of instructions) 134, Global Positioning System (GPS) module (or set of instructions) 135, and applications (or sets of instructions) 136. Furthermore, in some embodiments memory 102 stores device/global internal state 157, as shown in Figures 1A, 1B and 3. Device/global internal state 157 includes one or more of: active application state, indicating which applications, if any, are currently active; display state, indicating what applications, views or other information occupy various regions of touch screen display 112; sensor state, including information obtained from the device's various sensors and input control devices 116; and location information concerning the device's location and/or attitude.

[0089] Operating system 126 (e.g., Darwin, RTXC, LINUX, UNIX, OS X, WINDOWS, or an embedded operating system such as VxWorks) includes various software components and/or drivers for controlling and managing general system tasks (e.g., memory management, storage device control, power management, etc.) and facilitates communication between various hardware and software components.

[0090] Communication module 128 facilitates communication with other devices over one or more external ports 124 and also includes various software components for handling data received by RF circuitry 108 and/or external port 124. External port 124 (e.g., Universal Serial Bus (USB), FIREWIRE, etc.) is adapted for coupling directly to other devices or indirectly over a network (e.g., the Internet, wireless LAN, etc.). In some embodiments, the external port is a multi-pin (e.g., 30-pin) connector that is the same as, or similar to and/or compatible with the 30-pin connector used on iPod (trademark of Apple Inc.) devices.

[0091] Contact/motion module 130 may detect contact with touch screen 112 (in conjunction with display controller 156) and other touch sensitive devices (e.g., a touchpad or physical click wheel). Contact/motion module 130 includes various software components for performing various operations related to detection of contact, such as determining if contact has occurred (e.g., detecting a finger-down event), determining if there is movement of the contact and tracking the movement across the touch-sensitive surface (e.g., detecting one or more finger-dragging events), and determining if the contact has ceased (e.g., detecting a finger-up event or a break in contact). Contact/motion module 130 receives

contact data from the touch-sensitive surface. Determining movement of the point of contact, which is represented by a series of contact data, may include determining speed (magnitude), velocity (magnitude and direction), and/or an acceleration (a change in magnitude and/or direction) of the point of contact. These operations may be applied to single contacts (e.g., one finger contacts) or to multiple simultaneous contacts (e.g., "multitouch"/multiple finger contacts). In some embodiments, contact/motion module 130 and display controller 156 detects contact on a touchpad. In some embodiments, contact/motion module 130 and controller 160 detects contact on a click wheel.

**[0092]** Contact/motion module 130 may detect a gesture input by a user. Different gestures on the touch-sensitive surface have different contact patterns. Thus, a gesture may be detected by detecting a particular contact pattern. For example, detecting a finger tap gesture includes detecting a finger-down event followed by detecting a finger-up (lift off) event at the same position (or substantially the same position) as the finger-down event (e.g., at the position of an icon). As another example, detecting a finger swipe gesture on the touch-sensitive surface includes detecting a finger-down event followed by detecting one or more finger-dragging events, and subsequently followed by detecting a finger-up (lift off) event.

**[0093]** Graphics module 132 includes various known software components for rendering and displaying graphics on touch screen 112 or other display, including components for changing the intensity of graphics that are displayed. As used herein, the term "graphics" includes any object that can be displayed to a user, including without limitation text, web pages, icons (such as user-interface objects including soft keys), digital images, videos, animations and the like.

**[0094]** In some embodiments, graphics module 132 stores data representing graphics to be used. Each graphic may be assigned a corresponding code. Graphics module 132 receives, from applications etc., one or more codes specifying graphics to be displayed along with, if necessary, coordinate data and other graphic property data, and then generates screen image data to output to display controller 156.

**[0095]** Text input module 134, which may be a component of graphics module 132, provides soft keyboards for entering text in various applications (e.g., contacts 137, e-mail 140, IM 141, browser 147, and any other application that needs text input).

2017268610 30 Nov 2017

[0096] GPS module 135 determines the location of the device and provides this information for use in various applications (e.g., to telephone 138 for use in location-based dialing, to camera 143 as picture/video metadata, and to applications that provide location-based services such as weather widgets, local yellow page widgets, and map/navigation widgets).

[0097] Applications 136 may include the following modules (or sets of instructions), or a subset or superset thereof:

- contacts module 137 (sometimes called an address book or contact list);
- telephone module 138;
- video conferencing module 139;
- e-mail client module 140;
- instant messaging (IM) module 141;
- workout support module 142;
- camera module 143 for still and/or video images;
- image management module 144;
- video player module 145;
- music player module 146;
- browser module 147;
- calendar module 148;
- widget modules 149, which may include one or more of: weather widget 149-1, stocks widget 149-2, calculator widget 149-3, alarm clock widget 149-4, dictionary widget 149-5, and other widgets obtained by the user, as well as user-created widgets 149-6;
- widget creator module 150 for making user-created widgets 149-6;
- search module 151;
- video and music player module 152, which merges video player module 145 and music player module 146;
- notes module 153;

- map module 154; and/or
- online video module 155.

**[0098]** Examples of other applications 136 that may be stored in memory 102 include other word processing applications, other image editing applications, drawing applications, presentation applications, JAVA-enabled applications, encryption, digital rights management, voice recognition, and voice replication.

**[0099]** In conjunction with touch screen 112, display controller 156, contact module 130, graphics module 132, and text input module 134, contacts module 137 may be used to manage an address book or contact list (e.g., stored in application internal state 192 of contacts module 137 in memory 102 or memory 370), including: adding name(s) to the address book; deleting name(s) from the address book; associating telephone number(s), e-mail address(es), physical address(es) or other information with a name; associating an image with a name; categorizing and sorting names; providing telephone numbers or e-mail addresses to initiate and/or facilitate communications by telephone 138, video conference 139, e-mail 140, or IM 141; and so forth.

**[00100]** In conjunction with RF circuitry 108, audio circuitry 110, speaker 111, microphone 113, touch screen 112, display controller 156, contact module 130, graphics module 132, and text input module 134, telephone module 138 may be used to enter a sequence of characters corresponding to a telephone number, access one or more telephone numbers in address book 137, modify a telephone number that has been entered, dial a respective telephone number, conduct a conversation and disconnect or hang up when the conversation is completed. As noted above, the wireless communication may use any of a plurality of communications standards, protocols and technologies.

**[00101]** In conjunction with RF circuitry 108, audio circuitry 110, speaker 111, microphone 113, touch screen 112, display controller 156, optical sensor 164, optical sensor controller 158, contact module 130, graphics module 132, text input module 134, contact list 137, and telephone module 138, videoconferencing module 139 includes executable instructions to initiate, conduct, and terminate a video conference between a user and one or more other participants in accordance with user instructions.

**[00102]** In conjunction with RF circuitry 108, touch screen 112, display controller 156, contact module 130, graphics module 132, and text input module 134, e-mail client module 140 includes executable instructions to create, send, receive, and manage e-mail in response

2017268610 30 Nov 2017

to user instructions. In conjunction with image management module 144, e-mail client module 140 makes it very easy to create and send e-mails with still or video images taken with camera module 143.

**[00103]** In conjunction with RF circuitry 108, touch screen 112, display controller 156, contact module 130, graphics module 132, and text input module 134, the instant messaging module 141 includes executable instructions to enter a sequence of characters corresponding to an instant message, to modify previously entered characters, to transmit a respective instant message (for example, using a Short Message Service (SMS) or Multimedia Message Service (MMS) protocol for telephony-based instant messages or using XMPP, SIMPLE, or IMPS for Internet-based instant messages), to receive instant messages and to view received instant messages. In some embodiments, transmitted and/or received instant messages may include graphics, photos, audio files, video files and/or other attachments as are supported in a MMS and/or an Enhanced Messaging Service (EMS). As used herein, “instant messaging” refers to both telephony-based messages (e.g., messages sent using SMS or MMS) and Internet-based messages (e.g., messages sent using XMPP, SIMPLE, or IMPS).

**[00104]** In conjunction with RF circuitry 108, touch screen 112, display controller 156, contact module 130, graphics module 132, text input module 134, GPS module 135, map module 154, and music player module 146, workout support module 142 includes executable instructions to create workouts (e.g., with time, distance, and/or calorie burning goals); communicate with workout sensors (sports devices); receive workout sensor data; calibrate sensors used to monitor a workout; select and play music for a workout; and display, store and transmit workout data.

**[00105]** In conjunction with touch screen 112, display controller 156, optical sensor(s) 164, optical sensor controller 158, contact module 130, graphics module 132, and image management module 144, camera module 143 includes executable instructions to capture still images or video (including a video stream) and store them into memory 102, modify characteristics of a still image or video, or delete a still image or video from memory 102.

**[00106]** In conjunction with touch screen 112, display controller 156, contact module 130, graphics module 132, text input module 134, and camera module 143, image management module 144 includes executable instructions to arrange, modify (e.g., edit), or otherwise manipulate, label, delete, present (e.g., in a digital slide show or album), and store still and/or video images.

[00107] In conjunction with touch screen 112, display controller 156, contact module 130, graphics module 132, audio circuitry 110, and speaker 111, video player module 145 includes executable instructions to display, present or otherwise play back videos (e.g., on touch screen 112 or on an external, connected display via external port 124).

[00108] In conjunction with touch screen 112, display system controller 156, contact module 130, graphics module 132, audio circuitry 110, speaker 111, RF circuitry 108, and browser module 147, music player module 146 includes executable instructions that allow the user to download and play back recorded music and other sound files stored in one or more file formats, such as MP3 or AAC files. In some embodiments, device 100 may include the functionality of an MP3 player, such as an iPod (trademark of Apple Inc.).

[00109] In conjunction with RF circuitry 108, touch screen 112, display system controller 156, contact module 130, graphics module 132, and text input module 134, browser module 147 includes executable instructions to browse the Internet in accordance with user instructions, including searching, linking to, receiving, and displaying web pages or portions thereof, as well as attachments and other files linked to web pages.

[00110] In conjunction with RF circuitry 108, touch screen 112, display system controller 156, contact module 130, graphics module 132, text input module 134, e-mail client module 140, and browser module 147, calendar module 148 includes executable instructions to create, display, modify, and store calendars and data associated with calendars (e.g., calendar entries, to do lists, etc.) in accordance with user instructions.

[00111] In conjunction with RF circuitry 108, touch screen 112, display system controller 156, contact module 130, graphics module 132, text input module 134, and browser module 147, widget modules 149 are mini-applications that may be downloaded and used by a user (e.g., weather widget 149-1, stocks widget 149-2, calculator widget 149-3, alarm clock widget 149-4, and dictionary widget 149-5) or created by the user (e.g., user-created widget 149-6). In some embodiments, a widget includes an HTML (Hypertext Markup Language) file, a CSS (Cascading Style Sheets) file, and a JavaScript file. In some embodiments, a widget includes an XML (Extensible Markup Language) file and a JavaScript file (e.g., Yahoo! Widgets).

[00112] In conjunction with RF circuitry 108, touch screen 112, display system controller 156, contact module 130, graphics module 132, text input module 134, and

browser module 147, the widget creator module 150 may be used by a user to create widgets (e.g., turning a user-specified portion of a web page into a widget).

[00113] In conjunction with touch screen 112, display system controller 156, contact module 130, graphics module 132, and text input module 134, search module 151 includes executable instructions to search for text, music, sound, image, video, and/or other files in memory 102 that match one or more search criteria (e.g., one or more user-specified search terms) in accordance with user instructions.

[00114] In conjunction with touch screen 112, display controller 156, contact module 130, graphics module 132, and text input module 134, notes module 153 includes executable instructions to create and manage notes, to do lists, and the like in accordance with user instructions.

[00115] In conjunction with RF circuitry 108, touch screen 112, display system controller 156, contact module 130, graphics module 132, text input module 134, GPS module 135, and browser module 147, map module 154 may be used to receive, display, modify, and store maps and data associated with maps (e.g., driving directions; data on stores and other points of interest at or near a particular location; and other location-based data) in accordance with user instructions.

[00116] In conjunction with touch screen 112, display system controller 156, contact module 130, graphics module 132, audio circuitry 110, speaker 111, RF circuitry 108, text input module 134, e-mail client module 140, and browser module 147, online video module 155 includes instructions that allow the user to access, browse, receive (e.g., by streaming and/or download), play back (e.g., on the touch screen or on an external, connected display via external port 124), send an e-mail with a link to a particular online video, and otherwise manage online videos in one or more file formats, such as H.264. In some embodiments, instant messaging module 141, rather than e-mail client module 140, is used to send a link to a particular online video. Additional description of the online video application can be found in U.S. Provisional Patent Application No. 60/936,562, "Portable Multifunction Device, Method, and Graphical User Interface for Playing Online Videos," filed June 20, 2007, and U.S. Patent Application No. 11/968,067, "Portable Multifunction Device, Method, and Graphical User Interface for Playing Online Videos," filed December 31, 2007, the content of which is hereby incorporated by reference in its entirety.

2017268610 30 Nov 2017



2017268610 30 Nov 2017

[00117] Each of the above identified modules and applications correspond to a set of executable instructions for performing one or more functions described above and the methods described in this application (e.g., the computer-implemented methods and other information processing methods described herein). These modules (i.e., sets of instructions) need not be implemented as separate software programs, procedures or modules, and thus various subsets of these modules may be combined or otherwise re-arranged in various embodiments. For example, video player module 145 may be combined with music player module 146 into a single module (e.g., video and music player module 152, Figure 1B). In some embodiments, memory 102 may store a subset of the modules and data structures identified above. Furthermore, memory 102 may store additional modules and data structures not described above.

[00118] In some embodiments, device 100 is a device where operation of a predefined set of functions on the device is performed exclusively through a touch screen and/or a touchpad. By using a touch screen and/or a touchpad as the primary input control device for operation of device 100, the number of physical input control devices (such as push buttons, dials, and the like) on device 100 may be reduced.

[00119] The predefined set of functions that may be performed exclusively through a touch screen and/or a touchpad include navigation between user interfaces. In some embodiments, the touchpad, when touched by the user, navigates device 100 to a main, home, or root menu from any user interface that may be displayed on device 100. In such embodiments, the touchpad may be referred to as a “menu button.” In some other embodiments, the menu button may be a physical push button or other physical input control device instead of a touchpad.

[00120] Figure 1C is a block diagram illustrating exemplary components for event handling in accordance with some embodiments. In some embodiments, memory 102 (in Figures 1A and 1B) or 370 (Figure 3) includes event sorter 170 (e.g., in operating system 126) and a respective application 136-1 (e.g., any of the aforementioned applications 137-151, 155, 380-390).

[00121] Event sorter 170 receives event information and determines the application 136-1 and application view 191 of application 136-1 to which to deliver the event information. Event sorter 170 includes event monitor 171 and event dispatcher module 174. In some embodiments, application 136-1 includes application internal state 192, which

indicates the current application view(s) displayed on touch sensitive display 112 when the application is active or executing. In some embodiments, device/global internal state 157 is used by event sorter 170 to determine which application(s) is(are) currently active, and application internal state 192 is used by event sorter 170 to determine application views 191 to which to deliver event information.

**[00122]** In some embodiments, application internal state 192 includes additional information, such as one or more of: resume information to be used when application 136-1 resumes execution, user interface state information that indicates information being displayed or that is ready for display by application 136-1, a state queue for enabling the user to go back to a prior state or view of application 136-1, and a redo/undo queue of previous actions taken by the user.

**[00123]** Event monitor 171 receives event information from peripherals interface 118. Event information includes information about a sub-event (e.g., a user touch on touch-sensitive display 112, as part of a multi-touch gesture). Peripherals interface 118 transmits information it receives from I/O subsystem 106 or a sensor, such as proximity sensor 166, accelerometer(s) 168, and/or microphone 113 (through audio circuitry 110). Information that peripherals interface 118 receives from I/O subsystem 106 includes information from touch-sensitive display 112 or a touch-sensitive surface.

**[00124]** In some embodiments, event monitor 171 sends requests to the peripherals interface 118 at predetermined intervals. In response, peripherals interface 118 transmits event information. In other embodiments, peripheral interface 118 transmits event information only when there is a significant event (e.g., receiving an input above a predetermined noise threshold and/or for more than a predetermined duration).

**[00125]** In some embodiments, event sorter 170 also includes a hit view determination module 172 and/or an active event recognizer determination module 173.

**[00126]** Hit view determination module 172 provides software procedures for determining where a sub-event has taken place within one or more views, when touch sensitive display 112 displays more than one view. Views are made up of controls and other elements that a user can see on the display.

**[00127]** Another aspect of the user interface associated with an application is a set of views, sometimes herein called application views or user interface windows, in which information is displayed and touch-based gestures occur. The application views (of a

respective application) in which a touch is detected may correspond to programmatic levels within a programmatic or view hierarchy of the application. For example, the lowest level view in which a touch is detected may be called the hit view, and the set of events that are recognized as proper inputs may be determined based, at least in part, on the hit view of the initial touch that begins a touch-based gesture.

**[00128]** Hit view determination module 172 receives information related to sub-events of a touch-based gesture. When an application has multiple views organized in a hierarchy, hit view determination module 172 identifies a hit view as the lowest view in the hierarchy which should handle the sub-event. In most circumstances, the hit view is the lowest level view in which an initiating sub-event occurs (i.e., the first sub-event in the sequence of sub-events that form an event or potential event). Once the hit view is identified by the hit view determination module, the hit view typically receives all sub-events related to the same touch or input source for which it was identified as the hit view.

**[00129]** Active event recognizer determination module 173 determines which view or views within a view hierarchy should receive a particular sequence of sub-events. In some embodiments, active event recognizer determination module 173 determines that only the hit view should receive a particular sequence of sub-events. In other embodiments, active event recognizer determination module 173 determines that all views that include the physical location of a sub-event are actively involved views, and therefore determines that all actively involved views should receive a particular sequence of sub-events. In other embodiments, even if touch sub-events were entirely confined to the area associated with one particular view, views higher in the hierarchy would still remain as actively involved views.

**[00130]** Event dispatcher module 174 dispatches the event information to an event recognizer (e.g., event recognizer 180). In embodiments including active event recognizer determination module 173, event dispatcher module 174 delivers the event information to an event recognizer determined by active event recognizer determination module 173. In some embodiments, event dispatcher module 174 stores in an event queue the event information, which is retrieved by a respective event receiver module 182.

**[00131]** In some embodiments, operating system 126 includes event sorter 170. Alternatively, application 136-1 includes event sorter 170. In yet other embodiments, event sorter 170 is a stand-alone module, or a part of another module stored in memory 102, such as contact/motion module 130.

2017268610 30 Nov 2017

[00132] In some embodiments, application 136-1 includes a plurality of event handlers 190 and one or more application views 191, each of which includes instructions for handling touch events that occur within a respective view of the application's user interface. Each application view 191 of the application 136-1 includes one or more event recognizers 180. Typically, a respective application view 191 includes a plurality of event recognizers 180. In other embodiments, one or more of event recognizers 180 are part of a separate module, such as a user interface kit (not shown) or a higher level object from which application 136-1 inherits methods and other properties. In some embodiments, a respective event handler 190 includes one or more of: data updater 176, object updater 177, GUI updater 178, and/or event data 179 received from event sorter 170. Event handler 190 may utilize or call data updater 176, object updater 177 or GUI updater 178 to update the application internal state 192. Alternatively, one or more of the application views 191 includes one or more respective event handlers 190. Also, in some embodiments, one or more of data updater 176, object updater 177, and GUI updater 178 are included in a respective application view 191.

[00133] A respective event recognizer 180 receives event information (e.g., event data 179) from event sorter 170, and identifies an event from the event information. Event recognizer 180 includes event receiver 182 and event comparator 184. In some embodiments, event recognizer 180 also includes at least a subset of: metadata 183, and event delivery instructions 188 (which may include sub-event delivery instructions).

[00134] Event receiver 182 receives event information from event sorter 170. The event information includes information about a sub-event, for example, a touch or a touch movement. Depending on the sub-event, the event information also includes additional information, such as location of the sub-event. When the sub-event concerns motion of a touch the event information may also include speed and direction of the sub-event. In some embodiments, events include rotation of the device from one orientation to another (e.g., from a portrait orientation to a landscape orientation, or vice versa), and the event information includes corresponding information about the current orientation (also called device attitude) of the device.

[00135] Event comparator 184 compares the event information to predefined event or sub-event definitions and, based on the comparison, determines an event or sub-event, or determines or updates the state of an event or sub-event. In some embodiments, event comparator 184 includes event definitions 186. Event definitions 186 contain definitions of

events (e.g., predefined sequences of sub-events), for example, event 1 (187-1), event 2 (187-2), and others. In some embodiments, sub-events in an event 187 include, for example, touch begin, touch end, touch movement, touch cancellation, and multiple touching. In one example, the definition for event 1 (187-1) is a double tap on a displayed object. The double tap, for example, comprises a first touch (touch begin) on the displayed object for a predetermined phase, a first lift-off (touch end) for a predetermined phase, a second touch (touch begin) on the displayed object for a predetermined phase, and a second lift-off (touch end) for a predetermined phase. In another example, the definition for event 2 (187-2) is a dragging on a displayed object. The dragging, for example, comprises a touch (or contact) on the displayed object for a predetermined phase, a movement of the touch across touch-sensitive display 112, and lift-off of the touch (touch end). In some embodiments, the event also includes information for one or more associated event handlers 190.

**[00136]** In some embodiments, event definition 187 includes a definition of an event for a respective user-interface object. In some embodiments, event comparator 184 performs a hit test to determine which user-interface object is associated with a sub-event. For example, in an application view in which three user-interface objects are displayed on touch-sensitive display 112, when a touch is detected on touch-sensitive display 112, event comparator 184 performs a hit test to determine which of the three user-interface objects is associated with the touch (sub-event). If each displayed object is associated with a respective event handler 190, the event comparator uses the result of the hit test to determine which event handler 190 should be activated. For example, event comparator 184 selects an event handler associated with the sub-event and the object triggering the hit test.

**[00137]** In some embodiments, the definition for a respective event 187 also includes delayed actions that delay delivery of the event information until after it has been determined whether the sequence of sub-events does or does not correspond to the event recognizer's event type.

**[00138]** When a respective event recognizer 180 determines that the series of sub-events do not match any of the events in event definitions 186, the respective event recognizer 180 enters an event impossible, event failed, or event ended state, after which it disregards subsequent sub-events of the touch-based gesture. In this situation, other event recognizers, if any, that remain active for the hit view continue to track and process sub-events of an ongoing touch-based gesture.

2017268610 30 Nov 2017

**[00139]** In some embodiments, a respective event recognizer 180 includes metadata 183 with configurable properties, flags, and/or lists that indicate how the event delivery system should perform sub-event delivery to actively involved event recognizers. In some embodiments, metadata 183 includes configurable properties, flags, and/or lists that indicate how event recognizers may interact with one another. In some embodiments, metadata 183 includes configurable properties, flags, and/or lists that indicate whether sub-events are delivered to varying levels in the view or programmatic hierarchy.

**[00140]** In some embodiments, a respective event recognizer 180 activates event handler 190 associated with an event when one or more particular sub-events of an event are recognized. In some embodiments, a respective event recognizer 180 delivers event information associated with the event to event handler 190. Activating an event handler 190 is distinct from sending (and deferred sending) sub-events to a respective hit view. In some embodiments, event recognizer 180 throws a flag associated with the recognized event, and event handler 190 associated with the flag catches the flag and performs a predefined process.

**[00141]** In some embodiments, event delivery instructions 188 include sub-event delivery instructions that deliver event information about a sub-event without activating an event handler. Instead, the sub-event delivery instructions deliver event information to event handlers associated with the series of sub-events or to actively involved views. Event handlers associated with the series of sub-events or with actively involved views receive the event information and perform a predetermined process.

**[00142]** In some embodiments, data updater 176 creates and updates data used in application 136-1. For example, data updater 176 updates the telephone number used in contacts module 137, or stores a video file used in video player module 145. In some embodiments, object updater 177 creates and updates objects used in application 136-1. For example, object updater 176 creates a new user-interface object or updates the position of a user-interface object. GUI updater 178 updates the GUI. For example, GUI updater 178 prepares display information and sends it to graphics module 132 for display on a touch-sensitive display.

**[00143]** In some embodiments, event handler(s) 190 includes or has access to data updater 176, object updater 177, and GUI updater 178. In some embodiments, data updater 176, object updater 177, and GUI updater 178 are included in a single module of a respective

2017268610 30 Nov 2017

application 136-1 or application view 191. In other embodiments, they are included in two or more software modules.

**[00144]** It shall be understood that the foregoing discussion regarding event handling of user touches on touch-sensitive displays also applies to other forms of user inputs to operate multifunction devices 100 with input-devices, not all of which are initiated on touch screens, *e.g.*, coordinating mouse movement and mouse button presses with or without single or multiple keyboard presses or holds, user movements taps, drags, scrolls, etc., on touch-pads, pen stylus inputs, movement of the device, oral instructions, detected eye movements, biometric inputs, and/or any combination thereof, which may be utilized as inputs corresponding to sub-events which define an event to be recognized.

**[00145]** Figure 2 illustrates a portable multifunction device 100 having a touch screen 112 in accordance with some embodiments. The touch screen may display one or more graphics within user interface (UI) 200. In this embodiment, as well as others described below, a user may select one or more of the graphics by making contact or touching the graphics, for example, with one or more fingers 202 (not drawn to scale in the figure) or one or more styluses 203 (not drawn to scale in the figure). In some embodiments, selection of one or more graphics occurs when the user breaks contact with the one or more graphics. In some embodiments, the contact may include a gesture, such as one or more taps, one or more swipes (from left to right, right to left, upward and/or downward) and/or a rolling of a finger (from right to left, left to right, upward and/or downward) that has made contact with device 100. In some embodiments, inadvertent contact with a graphic may not select the graphic. For example, a swipe gesture that sweeps over an application icon may not select the corresponding application when the gesture corresponding to selection is a tap.

**[00146]** Device 100 may also include one or more physical buttons, such as "home" or menu button 204. As described previously, menu button 204 may be used to navigate to any application 136 in a set of applications that may be executed on device 100. Alternatively, in some embodiments, the menu button is implemented as a soft key in a GUI displayed on touch screen 112.

**[00147]** In one embodiment, device 100 includes touch screen 112, menu button 204, push button 206 for powering the device on/off and locking the device, volume adjustment button(s) 208, Subscriber Identity Module (SIM) card slot 210, head set jack 212, and docking/charging external port 124. Push button 206 may be used to turn the power on/off

2017268610 30 Nov 2017

on the device by depressing the button and holding the button in the depressed state for a predefined time interval; to lock the device by depressing the button and releasing the button before the predefined time interval has elapsed; and/or to unlock the device or initiate an unlock process. In an alternative embodiment, device 100 also may accept verbal input for activation or deactivation of some functions through microphone 113.

**[00148]** Figure 3 is a block diagram of an exemplary multifunction device with a display and a touch-sensitive surface in accordance with some embodiments. Device 300 need not be portable. In some embodiments, device 300 is a laptop computer, a desktop computer, a tablet computer, a multimedia player device, a navigation device, an educational device (such as a child's learning toy), a gaming system, or a control device (e.g., a home or industrial controller). Device 300 typically includes one or more processing units (CPU's) 310, one or more network or other communications interfaces 360, memory 370, and one or more communication buses 320 for interconnecting these components. Communication buses 320 may include circuitry (sometimes called a chipset) that interconnects and controls communications between system components. Device 300 includes input/output (I/O) interface 330 comprising display 340, which is typically a touch screen display. I/O interface 330 also may include a keyboard and/or mouse (or other pointing device) 350 and touchpad 355. Memory 370 includes high-speed random access memory, such as DRAM, SRAM, DDR RAM or other random access solid state memory devices; and may include non-volatile memory, such as one or more magnetic disk storage devices, optical disk storage devices, flash memory devices, or other non-volatile solid state storage devices. Memory 370 may optionally include one or more storage devices remotely located from CPU(s) 310. In some embodiments, memory 370 stores programs, modules, and data structures analogous to the programs, modules, and data structures stored in memory 102 of portable multifunction device 100 (Figure 1), or a subset thereof. Furthermore, memory 370 may store additional programs, modules, and data structures not present in memory 102 of portable multifunction device 100. For example, memory 370 of device 300 may store drawing module 380, presentation module 382, word processing module 384, website creation module 386, disk authoring module 388, and/or spreadsheet module 390, while memory 102 of portable multifunction device 100 (Figure 1) may not store these modules.

**[00149]** Each of the above identified elements in Figure 3 may be stored in one or more of the previously mentioned memory devices. Each of the above identified modules corresponds to a set of instructions for performing a function described above. The above



identified modules or programs (i.e., sets of instructions) need not be implemented as separate software programs, procedures or modules, and thus various subsets of these modules may be combined or otherwise re-arranged in various embodiments. In some embodiments, memory 370 may store a subset of the modules and data structures identified above. Furthermore, memory 370 may store additional modules and data structures not described above.

[00150] Attention is now directed towards embodiments of user interfaces ("UI") that may be implemented on portable multifunction device 100.

[00151] Figures 4A and 4B illustrate exemplary user interfaces for a menu of applications on portable multifunction device 100 in accordance with some embodiments. Similar user interfaces may be implemented on device 300. In some embodiments, user interface 400A includes the following elements, or a subset or superset thereof:

- Signal strength indicator(s) 402 for wireless communication(s), such as cellular and Wi-Fi signals;
- Time 404;
- Bluetooth indicator 405;
- Battery status indicator 406;
- Tray 408 with icons for frequently used applications, such as:
  - Phone 138, which may include an indicator 414 of the number of missed calls or voicemail messages;
  - E-mail client 140, which may include an indicator 410 of the number of unread e-mails;
  - Browser 147; and
  - Music player 146; and
- Icons for other applications, such as:
  - IM 141;
  - Image management 144;
  - Camera 143;
  - Video player 145;

2017268610 30 Nov 2017

- Weather 149-1;
- Stocks 149-2;
- Workout support 142;
- Calendar 148;
- Calculator 149-3;
- Alarm clock 149-4;
- Dictionary 149-5; and
- User-created widget 149-6.

**[00152]** In some embodiments, user interface 400B includes the following elements, or a subset or superset thereof:

- 402, 404, 405, 406, 141, 148, 144, 143, 149-3, 149-2, 149-1, 149-4, 410, 414, 138, 140, and 147, as described above;
- Map 154;
- Notes 153;
- Settings 412, which provides access to settings for device 100 and its various applications 136, as described further below;
- Video and music player module 152, also referred to as iPod (trademark of Apple Inc.) module 152; and
- Online video module 155, also referred to as YouTube (trademark of Google Inc.) module 155.

**[00153]** Figure 4C illustrates an exemplary user interface on a device (e.g., device 300, Figure 3) with a touch-sensitive surface 451 (e.g., a tablet or touchpad 355, Figure 3) that is separate from the display 450 (e.g., touch screen display 112). Although many of the examples which follow will be given with reference to inputs on touch screen display 112 (where the touch sensitive surface and the display are combined), in some embodiments, the device detects inputs on a touch-sensitive surface that is separate from the display, as shown in Figure 4C. In some embodiments the touch sensitive surface (e.g., 451 in Figure 4C) has a primary axis (e.g., 452 in Figure 4C) that corresponds to a primary axis (e.g., 453 in Figure 4C) on the display (e.g., 450). In accordance with these embodiments, the device detects

2017268610 30 Nov 2017

contacts (e.g., 460 and 462 in Figure 4C) with the touch-sensitive surface 451 at locations that correspond to respective locations on the display (e.g., in Figure 4C 460 corresponds to 468 and 462 corresponds to 470). In this way, user inputs (e.g., contacts 460 and 462, and movements thereof) detected by the device on the touch-sensitive surface (e.g., 451 in Figure 4C) are used by the device to manipulate the user interface on the display (e.g., 450 in Figure 4C) of the multifunction device when the touch-sensitive surface is separate from the display. It should be understood that similar methods may be used for other user interfaces described herein.

**[00154]** Attention is now directed towards embodiments of user interfaces ("UI") and associated processes that may be implemented on a multifunction device with a display and a touch-sensitive surface, such as device 300 or portable multifunction device 100.

**[00155]** Figures 5A-5HH illustrate exemplary user interfaces for managing concurrently open applications in accordance with some embodiments. The user interfaces in these figures are used to illustrate the processes described below, including the processes in Figures 6A-6C, 7, 8A-8C, 9, 10, and 11A-11B.

**[00156]** As used in the specification and claims, the term "open application" refers to a software application with retained state information (e.g., as part of device/global internal state 157 and/or application internal state 192). An open application is any one of the following types of applications:

- an active application, which is currently displayed on display 112 (or a corresponding application view is currently displayed on the display);
- a background application (or background process), which is not currently displayed on display 112, but one or more application processes (e.g., instructions) for the corresponding application are being processed by one or more processors 120 (i.e., running);
- a suspended application, which is not currently running, and the application is stored in a volatile memory (e.g., DRAM, SRAM, DDR RAM, or other volatile random access solid state memory device of memory 102); and
- a hibernated application, which is not running, and the application is stored in a non-volatile memory (e.g., one or more magnetic disk storage devices, optical disk storage

devices, flash memory devices, or other non-volatile solid state storage devices of memory 102).

[00157] As used herein, the term “closed application” refers to software applications without retained state information (e.g., state information for closed applications is not stored in a memory of the device). Accordingly, closing an application includes stopping and/or removing application processes for the application and removing state information for the application from the memory of the device. Generally, opening a second application while in a first application does not close the first application. When the second application is displayed and the first application ceases to be displayed, the first application, which was an active application when displayed, may become a background application, suspended application, or hibernated application, but the first application remains an open application while its state information is retained by the device.

[00158] Figures 5A-5D illustrate exemplary user interfaces for selecting one of the concurrently open applications and displaying a corresponding application view.

[00159] Figure 5A illustrates an exemplary user interface (“home screen” 5001) displaying a plurality of application icons 5002 (e.g., 5002-21 through 5002-38) on touch screen 112 of a portable electronic device (e.g., portable multifunction device 100). In Figure 5A, finger gesture 505 (e.g., a tap gesture) is detected on touch screen 112 at a location that corresponds to map application icon 5002-27. (Note that the application icons 5002 on the home page displayed in Figure 5A may or may not correspond to open application icons, whereas the application icons 5002 in Figures 5C-5Z correspond to open application icons.)

[00160] In Figure 5B, in response to detecting the finger gesture, the map application is launched and map application view 5004-1 is displayed on touch screen 112. In this example, the map application view includes a portion of a map and user interface objects, such as a search input field, a search icon, and a directions icon. Also in Figure 5B, input 507 (e.g., a click or double-click on home button 204) is detected.

[00161] Figure 5C illustrates that, in response to detecting input 507, a portion of map application view 5004-1 and application icon area 5006 are concurrently displayed. In some embodiments, in response to detecting input 507, the device enters into an application selection mode for selecting one of the concurrently open applications, and the portion of map application view 5004-1 and application icon area 5006 are concurrently displayed as

part of the application selection mode. Application icon area 5006 includes an initial group of open application icons that correspond to at least some of the concurrently open applications. In this example, the multifunction device has multiple applications that are concurrently open, although they are not simultaneously displayed. Also in this example, application icon area 5006 includes application icons for a web browser (Safari), a music application (iPod), a finance application (Stocks), and a multimedia store application (iTunes).

[00162] In some embodiments, the concurrent display of the map application view and the application icon area may include an animation. For example, the map application view can slide up such that a portion of the map application view moves off the display and a portion of the map application view remains on the display. The application icon area can slide in simultaneously from the bottom of the screen such that the animation gives a visual appearance that the map application view and the application icon area are connected.

[00163] In Figure 5C, finger gesture 509 (e.g., a tap gesture) is detected on touch screen 112 at a location that corresponds to web browser application icon 5002-37.

[00164] Figure 5D illustrates that, in response to detecting the finger gesture at a location that corresponds to the web browser application icon, web browser application view 5004-2 is displayed on touch screen 112.

[00165] Figures 5E-5F illustrate scrolling of the application icon area. In Figure 5E, contact 511 (e.g., a finger contact) is detected on touch screen 112 at a location 511-A that corresponds to application icon area 5006. In Figures 5E-5F, contact 511 moves across the touch screen 112 to a different location (e.g., 511-B), and application icons in application icon area 5006 are scrolled in accordance with the movement of contact 511.

[00166] Figures 5G-5I illustrate exemplary user interfaces for closing one of the concurrently open applications. In Figure 5G, finger gesture 513 (e.g., a press-and-hold gesture) is detected on touch screen 112 at a location that corresponds to music application icon 5002-38, while the device is in an application selection mode. Figure 5H illustrates that in response to detecting the finger gesture, the multifunction device enters into an application closure mode. In the application closure mode, the music application icon is visually distinguished from the rest of the application icons displayed on touch screen 112. In this example, the music application icon is animated (e.g., jiggled), and the rest of the displayed application icons are dimmed. In addition, an indicia of an application closure (e.g., a close-application icon, such as “-” icon 5012-1) is displayed adjacent to the music application icon.

2017268610 30 Nov 2017

[00167] In Figure 5H, finger gesture 515 (e.g., a tap gesture) is detected on touch screen 112 at a location that corresponds to the visually distinguished application icon (e.g., the music application icon 5002-38). Figure 5I illustrates that, in response to detecting the gesture, the visually distinguished application icon (e.g., 5002-38) is removed from the application icon area. Also in response to the gesture, the multifunction device closes a corresponding application (e.g., a music application). After the visually distinguished application icon (e.g., 5002-38) is removed, the multifunction device displays a new set of application icons without visual distinction (e.g., the application icons are no longer dimmed). The new set of application icons includes application icons that were included in the initial set of application icons except for the closed application icon (e.g., 5002-37, 5002-26, and 5002-32). An additional application icon (e.g., 5002-35) is added to the new set of application icons. Also, after removing the visually distinguished application icon, the multifunction device exits the application closure mode, and returns to the application selection mode. In some embodiments, a finger gesture (e.g., a tap gesture) at a location that corresponds to close-application icon 5012-1 removes the visually distinguished application icon.

[00168] Figures 5J-5K illustrate exemplary user interfaces including a music application view. In Figure 5J, music application view 5004-3 (e.g., iPod application view) is displayed. Music application view 5004-3 includes music controls (e.g., play/pause, fast forward/next track, and rewind/previous track, and/or a scrubber bar). Figure 5J also illustrates that an input 517 is detected (e.g., a single or double click on home button 204).

[00169] In Figure 5K, a portion of music application view 5004-3 and application icon area 5006 are concurrently displayed. In this example, it is noted that the music application icon (e.g., 5002-38) is not displayed in the application icon area while the music application view (e.g., 5004-3) is displayed, regardless of how recent the corresponding music application is used, or whether the corresponding music application is playing music.

[00170] Figure 5L illustrates an exemplary user interface including music control icons in the predefined area (e.g., music control icons 5106 (e.g., pause, previous track, and next track icons) in application icon area 5006-1). It is noted that music control icons 5106 and application icons are displayed on separate rows in (enlarged) predefined area 5006-1. In some embodiments, while the application icons are scrolled, music control icons 5106 remain on the display. In Figure 5L, left-to-right swipe gesture 537 is detected on touch screen 112.

[00171] Figure 5M illustrates an exemplary user interface including settings icons in the predefined area. In some embodiments, the settings icons are displayed in response to detecting left-to-right swipe gesture 537. In Figure 5M, settings icons (e.g., rotate lock icon 5102-1, Wi-Fi icon 5102-2, and Bluetooth icon 5102-3) are displayed in application icon area 5006-1. Each settings icon, when activated (e.g., by a finger gesture), changes a corresponding setting (e.g., Wi-Fi icon 5102-2, when activated, turns on or off a Wi-Fi connection). In some embodiments, one or more application icons can be concurrently displayed with settings icons in application icon area 5006 (not shown).

[00172] Figure 5N illustrates a rotation of the multifunction device 100. In response to detecting a rotation of the multifunction device 100, application icons 5002 are rotated and rearranged. In some embodiments, the number of application icons displayed in a landscape mode (e.g., five, six, etc.) is different from the number of application icons displayed in a portrait mode (e.g., three, four, etc.). In some embodiments, the application icons displayed in the landscape mode includes application icons displayed in the portrait mode (e.g., after a rotation of the device as shown in Figure 5L from the portrait mode to a landscape mode, the device can display at least Stocks, Maps, iTunes, and Game Center icons (not shown)). In other embodiments, the application icons displayed in the landscape mode do not include application icons displayed in the portrait mode (e.g., Figures 5M-5N).

[00173] Figure 5O illustrates an alternative user interface for selecting an open application. When the device enters an application selection mode (e.g., by input 507 in Figure 5B), instead of displaying application icons (e.g., as shown in Figure 5C), images of open applications (e.g., 5008-10, 5008-11, and 5008-13) can be displayed in predefined area 5006.

[00174] Figures 5P-5Y illustrate exemplary user interfaces including user interface objects corresponding to open applications, arranged in a grid. The user interface objects are typically user selectable (or user activatable).

[00175] Figures 5P and 5Q illustrate scrolling open application icons arranged in a grid. In Figure 5P, open application icons 5002 (e.g., 5002-1 through 5002-9) are displayed in a three-by-three grid. In some embodiments, application icons 5002 can be the same as application icons illustrated in Figures 5A-5K (e.g., map application icons 5002-6 and 5002-27 can be identical). In other embodiments, application icons 5002 displayed in a grid can

be different from application icons displayed elsewhere (e.g., within an application icon area 5006 or on home screen 5001).

[00176] Figure 5P also illustrates that gesture 519 (e.g., a swipe gesture) is detected on touch screen 112. Figure 5Q illustrates that, in response to detecting gesture 519, open application icons 5002 displayed on touch screen 112 in Figure 5P are scrolled off the display, and a different set of open application icons 5002 (e.g., 5002-10 through 5002-18) are displayed on touch screen 112.

[00177] Figures 5R-5T illustrate exemplary user interfaces involving images of open applications (or corresponding application views). In Figure 5R, images 5008 (e.g., 5008-10 through 5008-18) of open applications or application views (e.g., live thumbnails) are displayed in a grid. In some embodiments, the images of open applications are updated when the corresponding applications change corresponding application views (e.g., a browser displays new content on a webpage, a movie player plays movies, etc.).

[00178] In Figure 5S, open application icons (e.g., 5002-35, 5002-36, and 5002-37) are displayed, at least partially overlapping the images of corresponding open applications (e.g., 5008-10, 5008-11, and 5008-12). In some embodiments, open application icons 5002 are displayed adjacent to the images 5008 of the corresponding open applications without overlap. In some embodiments, open application icons 5002 are displayed entirely overlapping the images 5008 of corresponding open applications.

[00179] Figure 5T illustrates that at least a subset of the images 5008 includes status indicia for corresponding applications. In this example, map application image 5008-6 includes compass icon 5010-1, which indicates that certain features (e.g., a GPS tracking function) are activated in a corresponding map application. In some embodiments, open application icons (e.g., 5002) can include status indicia.

[00180] Figures 5U-5V illustrate exemplary user interfaces including an application closure mode. In Figure 5U, one of the images (e.g., 5008-12) is displayed with a jiggling animation. In addition, image 5008-12 includes close-application icon 5012-2. Image 5008-12, when selected (e.g., by a finger tap gesture), removes image 5008-12 from the displayed set of images, and closes a corresponding application (e.g., a web browser application). Afterwards, the rest of the images (e.g., 5008-10, 5008-11, 5008-13 through 5008-18) and a new image (e.g., 5008-19) are displayed, as shown in Figure 5V. The close-



application icon operates in a manner analogous to the application closure mode as described above with reference to Figures 5G-5I.

**[00181]** Figures 5W-5X illustrate exemplary user interfaces including concurrent display of the open application icons and search icon 5004. In Figure 5W, contact 521 is detected on touch screen 112 at a location corresponding to search icon 5104. Figures 5X illustrates that, in response to detecting contact 521 at the location corresponding to search icon 5104, keyboard 5014 is displayed on touch screen 112. In some embodiments, search icon 5104 and keyboard 5014 are concurrently displayed on touch screen 112 with at least a subset of open application icons 5002 (e.g., application icons 5002 in Figure 5X). In some embodiments, the concurrently displayed application icons correspond to applications that match the search term(s). In some embodiments, search icon 5104 and keyboard 5014 are concurrently displayed with a list of application (e.g., applications that match the search term(s)).

**[00182]** Figure 5Y illustrates a rotation of the multifunction device 100. In response to detecting a rotation of the multifunction device 100, open application icons 5002 are rotated and rearranged. In some embodiments, the number of application icons displayed in a landscape mode (e.g., two-by-four, two-by-five, etc.) is different from the number of application icons displayed in a portrait mode (e.g., three-by-three, four-by-three, four-by-two, etc.).

**[00183]** Figures 5Z-5AA illustrate a gesture for displaying user selected information. In Figure 5Z, gesture 523 (e.g., a swipe down gesture) is detected on touch screen 112 from a top edge of the display. Figure 5AA illustrates that, in response to detecting gesture 523, an exemplary user interface including user selected information is displayed. The user selected information user interface includes, for example, user selectable icon (e.g., done icon 5020), user selected information (e.g., local weather 5016), and recent electronic notifications (e.g., recent email 5018-1 and upcoming events 5018-2).

**[00184]** Figures 5BB-5CC illustrates an exemplary user interface including three-dimensional stack of images of open applications. In Figure 5BB, images of open applications are displayed in a three-dimensional stack extending backwards on the display. For example, an image of an open application that was used most recently (e.g., 5008-10) is displayed up front, an image of an open application that was used second most recently (e.g., 5008-11) is displayed right behind the most recently used application (e.g., 5008-10), and so

on. In some embodiments, the images can be scrolled by a swipe gesture, and a corresponding application can be selected by a tap gesture. In Figure 5BB, gesture 533 (e.g., a tap gesture) is detected at a location that corresponds to a respective image of an open application (e.g., a mail application). In response, a mail application view is displayed, as shown in Figure 5CC.

**[00185]** Figures 5CC-5HH illustrate exemplary user interfaces for selecting one of the concurrently open applications. Figure 5CC illustrates mail application view 5004-4 for an email application (e.g., Mail). In Figure 5CC, mail application view 5004-4 includes email text, including link 5020-1 to a webpage. Gesture 525 (e.g., a tap gesture) is detected on touch screen 112 at a location that corresponds to link 5020-1.

**[00186]** In Figure 5DD, in response to detecting gesture 525 at the location that corresponds to link 5020-1, the corresponding web page is displayed in web browser application view 5004-5. Figure 5DD also illustrates that input 527 (e.g., a single or double click on home button 204) is detected.

**[00187]** Figure 5EE illustrates that, in response to detecting input 527, a portion of home screen 5001, web browser application view 5008-12, and a portion of mail application view 5008-10 are displayed. Figure 5EE also illustrates that tap gesture 535 can be detected at a location that corresponds to image 5008-10 of mail application. In response to detecting tap gesture 535, mail application view 5004-4 (as shown in Figure 5CC) will be displayed without concurrently displaying any other application view. Figure 5EE also illustrates that swipe gesture 529 can be detected on touch screen at a location that corresponds to mail application view 5008-10, and in Figure 5FF, in response to detecting swipe gesture 529, application views (e.g., 5008-10 and 5008-12) are scrolled, and a portion of map application view 5008-6 is displayed.

**[00188]** In Figure 5FF, when gesture 531 (e.g., a tap gesture) is detected at a location that corresponds to map application view 5008-6, in response, a map application view is displayed, as shown in Figure 5GG.

**[00189]** In Figure 5FF, when gesture 533 (e.g., a tap gesture) is detected at a location that corresponds to home screen 5001, in response, home screen 5001 is displayed, as shown in Figure 5HH.

**[00190]** Figures 6A-6C are flow diagrams illustrating method 600 of selecting one of concurrently open applications in accordance with some embodiments. Method 600 is

performed at a multifunction device (e.g., device 300, Figure 3, or portable multifunction device 100, Figure 1) with a display and a touch-sensitive surface. In some embodiments, the display is a touch screen display and the touch-sensitive surface is on the display. In some embodiments, the display is separate from the touch-sensitive surface. Some operations in method 600 may be combined and/or the order of some operations may be changed.

**[00191]** As described below, method 600 provides an intuitive way to select one of concurrently open applications. The method reduces the cognitive burden on a user when selecting one of concurrently open application, thereby creating a more efficient human-machine interface. For battery-operated computing devices, enabling a user to select one of concurrently open applications faster and more efficiently conserves power and increases the time between battery charges.

**[00192]** The device displays (602) a first application view (e.g., map application view 5004-1 in Figure 5B) on a touch-sensitive display that corresponds to a first application in a plurality of concurrently open applications (e.g., the device may have multiple open applications, such as Safari, iPod, Stocks, and iTunes). The first application view is displayed without concurrently displaying an application view for any other application in the plurality of concurrently open applications (e.g., in Figure 5B, map application view 5004-1 is displayed without concurrently displaying an application view for any other application). In other words, in a normal operation mode, just a single application view is displayed, which corresponds to one of the plurality of concurrently open applications. The other open applications (e.g., the other open applications, such as Safari, iPod, Stocks, and iTunes) may be running in the background or be in a suspended or hibernated operating state.

**[00193]** The device detects (604) a first input (e.g., input 507 in Figure 5B). In some embodiments, the first input is a single tap on a home button (e.g., 204). In some embodiments, the first input is a double tap on the home button (e.g., 204). In some embodiments, the first input is a gesture on the touch-sensitive display, such as a three-finger pinch gesture or a swipe gesture.

**[00194]** In response to detecting the first input (606), the device performs the following actions. The device enters (608) an application view selection mode for selecting one of the concurrently open applications for display in a corresponding application view. The device displays (610) in a first predefined area (e.g., a strip in a predefined location on the touch-sensitive display) an initial group of open application icons that correspond to at

2017268610 30 Nov 2017

least some of the plurality of concurrently open applications (e.g., application icons 5002 in application icon area 5006 in Figure 5C). In some embodiments, the device maintains the display of the first predefined area without further input (e.g., press-and-hold on home button 204 or on touch screen 112) until the application view selection mode is exited. In some embodiments, the area displays the open application icons as a scrollable strip with a linear array of open application icons (e.g., application icon area 5006 is scrollable as shown in Figures 5E-5F). The device concurrently displays (612) at least a portion of the first application view adjacent to the first predefined area (e.g., in Figure 5C, at least a portion of map application view 5004-1 and application icon area 5006 are concurrently displayed). The concurrent display provides several benefits. For example, it provides context by maintaining the first application view while an open application icon is being selected. In addition, it is easy to get back to the first application (and cease the display of the application icon area) by, for example, tapping on the first application view.

**[00195]** In some embodiments, at least a subset of the open application icons include (624 in Figure 6B) status indicia for corresponding applications. For example, an audio application icon includes a "now recording" indicia (e.g., a red dot) displayed on or proximate to the audio application icon. In another example, a map application icon includes a "GPS active" indicia (e.g., a compass image) displayed on or proximate to the map application icon (e.g., see an analogous example in Figure 5S where image 5008-6 includes a compass icon 5010-1).

**[00196]** In some embodiments, the initial group of open application icons includes (626) an audio application icon when a corresponding audio application is in use. For example, when a music player application is playing music, the initial group of open application icons always includes a corresponding music player application icon (e.g., iPod application icon 5002-38 in Figure 5C). Displaying the audio application icon as part of the initial group of open application icons facilitates rapid selection and display of the corresponding audio application. For example, there is no need to scroll the open application icons in the predefined area to display the audio application icon.

**[00197]** In some embodiments, open application icons are displayed (628) in the first predefined area in a sequence and the sequence is determined in accordance with a usage history for the corresponding open applications. For example, assume multimedia store application iTunes is used first, then finance application Stocks, then music application iPod,

2017268610 30 Nov 2017

web browser application Safari, and finally a map application is the last application used prior to entering the application view selection mode. Then, in some embodiments, the initial group of open application icons will be iTunes, Stocks, iPod, and Safari. In addition, the sequence of open application icons will be Safari, iPod, Stocks, and iTunes (as shown in Figure 5C). In some embodiments, selecting an open application icon corresponding to one of the initial group of open applications does not change the sequence in which the initial group of open application icons is displayed. For example, selecting the iTunes application icon in Figure 5C and re-entering the application view selection mode does not change the sequence of open application icons, Safari, iPod, Stocks, and iTunes. This has a benefit of providing a previously presented sequence (which is familiar to the user) of open application icons, thereby avoiding the need for the user to learn a new arrangement of open application icons. This reduces the cognitive burden on a user and produces a more efficient human-machine interface.

**[00198]** In some embodiments, the device displays scrollable pages of icons (e.g., application launch icons and/or folder icons), a scrollable list of icons, or a scrollable array of icons in a predefined area of the display (e.g., application icons 5002-21 through 5002-34 are displayed on a scrollable page of icons in Figure 5A). The device concurrently displays stationary icons (e.g., frequently used or favorite application launch icons and/or folder icons selected by a user) in another, distinct predefined area of the display (e.g., a dock area) (e.g., application icons 5002-35 through 5002-38 are stationary icons in the dock area). In some embodiments, the device can also enter the application view selection mode from this display in response to detecting an input (e.g., in response to detecting a double tap on the home button). In some embodiments, in response to detecting the input, the stationary icons in the dock area are replaced by the initial group of open application icons that correspond to at least some of the plurality of concurrently open applications. In other words, the dock area in normal operation mode is replaced by the first predefined area with open application icons in the application view selection mode. In some embodiments, in response to detecting the input, the application icons on the scrollable pages and the dock area (e.g., application icons 5002-21 through 5002-38) slide up, and at least a subset of the application icons and a predefined area including open application icons are concurrently displayed, in a manner analogous to the concurrent display of application view 5004-1 and predefined area 5006 in Figure 5C.

2017268610 30 Nov 2017

[00199] In some embodiments, the device displays (630) settings icons in the first predefined area while in the application view selection mode (e.g., settings icons 5102 in Figure 5M). Exemplary setting icons include: a rotation lock icon; communication mode icons, such as an airplane mode icon, a Wi-Fi icon, and/or Bluetooth icon; and audio controls, such as play/pause, fast forward, reverse, stop, volume controls, and/or track controls.

[00200] In some embodiments, when settings icons for an open application are displayed in the first predefined area, the corresponding open application icon is not displayed (632) in the first predefined area. For example, when music player controls are displayed in the first predefined area, the corresponding music player application icon is not displayed (e.g., in Figure 5L, when music player controls 5106 are displayed in application icon area 5006-1, the corresponding music player application icon (e.g., iPod) is not displayed in application icon area 5006-1).

[00201] In some embodiments, the device concurrently displays (634) audio control icons and open application icons other than a corresponding audio application icon in respective rows in the first predefined area (e.g., audio control icons 5106 and other application icons in respective rows in application icon area 5006-1 in Figure 5L).

[00202] In some embodiments, the at least a portion of the first application view is displayed (636) in a second predefined area that is larger than and adjacent to the first predefined area. For example, in Figure 5C, the area where a portion of map application view 5004-1 is displayed is larger than and adjacent to application icon area 5006.

[00203] In some embodiments, a first set of open application icons includes the initial group of open application icons, and the first set of open application icons is displayed in a first orientation. The device detects a rotation of the multifunction device from the first orientation to a second orientation, and displays a second set of open application icons in the second orientation (e.g., Figure 5N). The initial group of open application icons and the second set of open application icons have different numbers of open application icons (e.g., in Figure 5N, the second set of open application icons has six open application icons, whereas the initial group of applications in Figure 5C has four open application icons). In some embodiments, displaying the second set of open application icons in the second orientation includes ceasing to display the first set of open application icons in the first orientation. In some embodiments, displaying the second set of open application icons in the second orientation includes rearranging the first set of open application icons in the first orientation.

2017268610 30 Nov 2017

**[00204]** The device detects (614 in Figure 6A) a gesture (e.g., a tap gesture) on a respective open application icon in the first predefined area (e.g., gesture 509 on application icon 5002-37 in Figure 5C). In response to detecting the gesture on the respective open application icon (616), the device performs the following actions. The device displays (618) a respective application view on the touch-sensitive display for a corresponding application in the plurality of concurrently open applications (e.g., browser application view 5004-2 in Figure 5D). The respective application view is displayed without concurrently displaying an application view for any other application in the plurality of concurrently open applications (e.g., in Figure 5D, browser application view 5004-2 is displayed without concurrently displaying any other application views). The device ceases (620) to display open application icons in the first predefined area (e.g., application icon area 5006 and application icons 5002 in application icon area 5006 are no longer displayed in Figure 5D). The device exits (622) the application view selection mode (and enters a normal operation mode for the respective application).

**[00205]** In some embodiments, while in the application view selection mode, the device performs (640 in Figure 6C) the following actions. The device detects a gesture (e.g., a tap gesture) on the at least a portion of the first application view. In response to detecting the gesture on the portion of the first application view, the device displays the first application view on the touch-sensitive display without concurrently displaying an application view for any other application in the plurality of concurrently open applications, and exits the application view selection mode (and enters a normal operation mode for the first application). For example, in Figure 5C, when a gesture is detected on touch screen 112 at a location corresponding to map application view 5004-1, the device displays map application view 5004-1 without concurrently displaying application icon area 5006 or an application view for any other application, as shown in Figure 5B.

**[00206]** In some embodiments, in response to detecting the first input, the device slides (638) the first application view such that part of the first application view moves off the display and a portion of the first application view remains on the display (e.g., in Figure 5C, a portion of map application view 5004-1 moves off the display and a portion of map application view 5004-1 remains on the display).

**[00207]** In some embodiments, while in the application view selection mode, the device detects (642) a scroll gesture (e.g., a swipe gesture) in the first predefined area, and in

response to detecting the scroll gesture, scrolls the plurality of concurrently open application icons in the first predefined area in accordance with the scroll gesture (e.g., Figures 5E-5F).

[00208] In some embodiments, while displaying the initial group of open application icons in the application view selection mode, the device performs (644) one of the following actions. When a first scroll gesture in a first direction (e.g., a right-to-left swipe gesture) is detected in the first predefined area, the device scrolls to display other open application icons in the plurality of concurrently open application icons in the first predefined area (e.g., Figures 5E-5F). When a second scroll gesture in a second direction opposite the first direction (e.g., a left-to-right swipe gesture) is detected in the first predefined area, the device scrolls to display settings icons in the first predefined area (e.g., Figures 5L-5M). In some embodiments, when the second scroll gesture in a second direction different from the first direction (e.g., a top-to-bottom swipe gesture, a bottom-to-top swipe gesture, or a diagonal swipe gesture) is detected in the first predefined area, the device scrolls to display settings icons in the first predefined area.

[00209] In some embodiments, while in the application view selection mode, the device detects (646) a swipe down gesture that starts from a top edge of the display (e.g., gesture 523 in Figure 5Z). In response to detecting the swipe down gesture, the device displays a user selectable icon (e.g., done icon 5020 in Figure 5AA), and displays at least one of: a list of recent electronic notifications, (e.g., recent emails 5018-1 and/or upcoming events 5018-2) and user selected information (e.g., local weather information 5016, stock price (not shown), news headings (not shown), etc.).

[00210] In some embodiments, while in the application view selection mode, the device performs the following actions. The device detects (648) a gesture at a location corresponding to an open application icon in the first predefined area (e.g., press-and-hold gesture 513 on open application icon 5002-38 in Figure 5G). In response to detecting the gesture at the location corresponding to the open application icon, the device displays a close-application icon for closing a corresponding application (e.g., an "X" icon or "—" icon 5012-1 on or proximate to the open application icon). The device detects a gesture at a location corresponding to the close-application icon (e.g., a tap gesture on close-application icon 5012-1). In response to detecting the gesture at the location corresponding to the close-application icon, the device closes the corresponding application. In other words, the device performs quitting/ending of the corresponding application so that the corresponding



2017268610 30 Nov 2017

application ceases to be an open application. Alternatively, a tap gesture on the open application icon including the close-application icon (e.g., gesture 515 on open application icon 5002-38 in Figure 5H) has the same effect.

[00211] In some embodiments, in response to detecting the gesture at the location corresponding to the open application icon, the device jiggles (650) the open application icon at the location. In some embodiments, in response to detecting the gesture at the location corresponding to the open application icon, the device visually distinguishes the open application icon by dimming other open application icons (e.g., Figure 5H).

[00212] As described above, method 600 is used to select a single application for display among multiple, concurrently open applications. An analogous method may also be used to select a single view for display among multiple, concurrently open views in a single application (e.g., selecting one web page for display among multiple, concurrently open web pages in a browser application).

[00213] Note that details of the processes described above with respect to method 600 (e.g., Figures 6A-6B and 5A-5HH) are also applicable in an analogous manner to the methods described below. For example, methods 700, 800, 900, 1000, and 1100 may include one or more of the characteristics of the various methods described above with reference to method 600. For brevity, these details are not repeated below.

[00214] Figure 7 is a flow diagram illustrating method 700 of selecting one of concurrently open applications in accordance with some embodiments. Method 700 is performed at a multifunction device (e.g., device 300, Figure 3, or portable multifunction device 100, Figure 1) with a display and a touch-sensitive surface. In some embodiments, the display is a touch screen display and the touch-sensitive surface is on the display. In some embodiments, the display is separate from the touch-sensitive surface. Some operations in method 700 may be combined and/or the order of some operations may be changed.

[00215] As described below, method 700 provides an intuitive way to select one of concurrently open applications. The method reduces the cognitive burden on a user when selecting one of concurrently open application, thereby creating a more efficient human-machine interface. For battery-operated computing devices, enabling a user to select one of concurrently open applications faster and more efficiently conserves power and increases the time between battery charges.

[00216] The device displays (702) a first application view on a touch-sensitive display that corresponds to a first application in a plurality of concurrently open applications. The first application view is displayed without concurrently displaying an application view for any other application in the plurality of concurrently open applications (e.g., map application view 5004-1 in Figure 5B).

[00217] The device detects (704) a first input (e.g., input 507 in Figure 5B). In response to detecting the first input (706), the device enters (708) an application view selection mode for selecting one of the concurrently open applications for display in a corresponding application view, and displays (710) in a predefined area images of open application that correspond to at least some of the plurality of concurrently open applications (e.g., in Figure 5BB, images 5008 that correspond to at least some of the plurality of concurrently open applications are displayed). The images of open applications are displayed in a three-dimensional stack extending backwards on the display (e.g., three-dimensional stack of images 5008 in Figure 5BB).

[00218] In some embodiments, the images of open applications include open application icons (e.g., see an analogous example of images 5008 including open application icons 5002 in Figure 5S). Alternatively, the device can display in the predefined area, open application icons that correspond to at least some of the plurality of concurrently open applications, in a three-dimensional stack.

[00219] In some embodiments, the images of open applications in the three-dimensional stack are ordered (712) based at least in part on recency of use of corresponding open applications (e.g., an image of an open application that corresponds to the most recently used open application is displayed at the front of the stack, while progressively less recently used applications are displayed progressively further back in the stack).

[00220] The device detects (714) a gesture (e.g., 533 in Figure 5BB) on a respective image of an open application in the three-dimensional stack. In response to detecting the gesture on the respective image of the open application (716), the device performs the following actions. The device displays (718) a respective application view (e.g., mail application view 5004-4 in Figure 5CC) on the touch-sensitive display for a corresponding application in the plurality of concurrently open applications. The respective application view is displayed without concurrently displaying an application view for any other application in the plurality of concurrently open applications (e.g., mail application view

5004-4 in Figure 5CC). The device ceases (720) to display the three-dimensional stack of open application icons, and exits (722) the application view selection mode.

[00221] Note that details of the processes described above with respect to method 700 (e.g., Figure 7 and 5A-5HH) are also applicable in an analogous manner to the methods described below. For example, methods 800, 900, 1000, and 1100 may include one or more of the characteristics of the various methods described above with reference to method 700. For brevity, these details are not repeated below.

[00222] Figures 8A-8C are flow diagrams illustrating method 800 of selecting one of concurrently open applications in accordance with some embodiments. Method 800 is performed at a multifunction device (e.g., device 300, Figure 3, or portable multifunction device 100, Figure 1) with a display and a touch-sensitive surface. In some embodiments, the display is a touch screen display and the touch-sensitive surface is on the display. In some embodiments, the display is separate from the touch-sensitive surface. Some operations in method 800 may be combined and/or the order of some operations may be changed.

[00223] As described below, method 800 provides an intuitive way to select one of concurrently open applications. The method reduces the cognitive burden on a user when selecting one of concurrently open application, thereby creating a more efficient human-machine interface. For battery-operated computing devices, enabling a user to select one of concurrently open applications faster and more efficiently conserves power and increases the time between battery charges.

[00224] The device displays (802) a first application view at a first size (e.g., the first size of the application view occupies all or substantially all (e.g., at least 80% or 90%) of the touch sensitive display) on a touch-sensitive display (e.g., map application view 5004-1 in Figure 5B occupies at least 80% of touch screen 112). The first application view corresponds (804) to a first application in a plurality of concurrently open applications, and the first application view is displayed (806) without concurrently displaying at the first size an application view for any other application in the plurality of concurrently open applications.

[00225] The device detects (808) a first input (e.g., input 507 in Figure 5B). In response to detecting the first input (810), the device enters (812) an application view selection mode for selecting one of the concurrently open applications for display in a corresponding application view, and displays (814) in a predefined area images of open

applications (e.g., images of open application 5008 in Figure 5Q). Typically, the images of open applications are user selectable, and the images of open applications, when selected (e.g., by a gesture), initiate certain processes associated with them (e.g., displaying a corresponding application view).

[00226] In some embodiments, the images of open applications in the predefined area are displayed (826 in Figure 8B) in a single scrollable row or column (e.g., images of open applications 5008 in Figure 5O). In some embodiments, the images of open applications in the predefined area are displayed (828) in a grid (e.g., images of open applications 5008 in a grid in Figure 5Q). The grid includes at least two rows of images of open applications.

[00227] In some embodiments, the device concurrently displays (830) the predefined area and a search icon (e.g., search icon 5104 in Figure 5V). In some embodiments, the device detects (832) a gesture (e.g., 521 in Figure 5V) at a location that corresponds to the search icon, and in response to detecting the gesture at the location that corresponds to the search icon, the device displays a search input user interface (e.g., the user interface in Figure 5W, including keyboard 5014), receives one or more search terms in the search input user interface, performs a search using the one or more search terms, and displays results of the search.

[00228] Each image (e.g., live thumbnails) is displayed (834) at a second size that is smaller than the first size. For example, each image 5008 in Figure 5Q is smaller than map application view 5004-1 in Figure 5B. In some embodiments, the images are updated to display reduced-size images of corresponding applications (or current views in the corresponding application).

[00229] The images and corresponding open application icons correspond (844) to at least some of the plurality of concurrently open applications. For example, in Figure 5R, image 5008-10 and application icon 5002-36 correspond to a mail application. Therefore, in some embodiments, removing image 5008-10 and application icon 5002-36 closes the corresponding mail application in device 100.

[00230] In some embodiments, a grid of reduced-scale images of open applications and/or open application icons are displayed in a predefined area within a search user interface (e.g., as a linear array or as an array with at least two rows) (e.g., application icons 5002 in Figure 5W).

2017268610 30 Nov 2017

[00231] The device detects (816 in Figure 8A) a gesture on a respective image of an open application in the predefined area (e.g., a gesture on image 5008-10, not shown). In response to detecting the gesture on the respective image (818), the device performs the following actions. The device displays (820) a respective application view at the first size on the touch-sensitive display for a corresponding application in the plurality of concurrently open applications. The respective application view is displayed without concurrently displaying at the first size an application view for any other application in the plurality of concurrently open applications (e.g., mail application view 5004-4 in Figure 5BB). The device ceases (822) to display the images and corresponding open application icons in the predefined area, and exits (824) the application view selection mode.

[00232] In some embodiments, displaying in the predefined area images of open applications includes (836 in Figure 8C) concurrently displaying a corresponding open application icon with each image (e.g., in Figure 5S, application icons 5002-36, 5002-37, and 5002-38 are concurrently displayed with images 5008-10, 5008-11, and 5008-12). The images and corresponding open application icons correspond to at least some of the plurality of concurrently open applications. In response to detecting the gesture on the respective image, the device ceases to display the images and corresponding open application icons in the predefined area. The concurrent display of images and application icons provide several benefits. In particular, a user can easily identify the application to which a respective reduced image corresponds to. Without the concurrent display of application icons, it can be difficult to distinguish multiple images with similar background. Therefore, providing the concurrent display of application icons with the images reduces the cognitive burden on a user and makes a better human-machine interface.

[00233] In some embodiments, a respective open application icon in the predefined area is displayed (838) adjacent to the image of the corresponding open application (not shown). In some embodiments, a respective open application icon in the predefined area is displayed (840) at least partially overlapping the image of the corresponding open application (e.g., application icons 5002 in Figure 5R). In some embodiments, a respective open application icon in the predefined area is displayed (842) entirely overlapping the image of the corresponding open application (not shown).

[00234] Note that details of the processes described above with respect to method 800 (e.g., Figures 8A-8C and 5A-5HH) are also applicable in an analogous manner to the

methods described below. For example, methods 900, 1000, and 1100 may include one or more of the characteristics of the various methods described above with reference to method 800. For brevity, these details are not repeated below.

**[00235]** Figure 9 is a flow diagram illustrating method 900 of selecting one of concurrently open applications in accordance with some embodiments. Method 900 is performed at a multifunction device (e.g., device 300, Figure 3, or portable multifunction device 100, Figure 1) with a display and a touch-sensitive surface. In some embodiments, the display is a touch screen display and the touch-sensitive surface is on the display. In some embodiments, the display is separate from the touch-sensitive surface. Some operations in method 900 may be combined and/or the order of some operations may be changed.

**[00236]** As described below, method 900 provides an intuitive way to select one of concurrently open applications. The method reduces the cognitive burden on a user when selecting one of concurrently open application, thereby creating a more efficient human-machine interface. For battery-operated computing devices, enabling a user to select one of concurrently open applications faster and more efficiently conserves power and increases the time between battery charges.

**[00237]** The device displays (902) a first application view at a first size (e.g., the first size of the application view occupies more than 50% of the touch sensitive display) on a touch-sensitive display. The first application view corresponds (904) to a first application in a plurality of concurrently open applications. The first application view is displayed (906) without concurrently displaying at the first size an application view for any other application in the plurality of concurrently open applications. For example, in Figure 5B, map application view 5004-1 is displayed without concurrently displaying an application view for any other application.

**[00238]** The device concurrently displays (908) in a predefined area, images of open applications (e.g., Figure 5O). Each image is displayed (910) at a second size that is smaller than the first size (e.g., live thumbnails). The images correspond (912) to at least some of the plurality of concurrently open applications. In some embodiments, concurrently displaying in the predefined area images of open applications includes (914) concurrently displaying a corresponding open application icon with each image. The images and corresponding open application icons correspond to at least some of the plurality of concurrently open applications.

[00239] The device detects (916) a gesture on a respective image of an open application in the predefined area. In response to detecting the gesture on the respective image, the device displays (918) a respective application view at the first size on the touch-sensitive display for a corresponding application in the plurality of concurrently open applications (e.g., a gesture on image 5008-10 of an email application initiates the display of mail application view 5004-4, as shown in 5CC). The respective application view is displayed without concurrently displaying at the first size an application view for any other application in the plurality of concurrently open applications (e.g., mail application view 5004-4 in 5CC).

[00240] Note that details of the processes described above with respect to method 900 (e.g., Figure 9 and 5A-5HH) are also applicable in an analogous manner to the methods described below. For example, methods 1000 and 1100 may include one or more of the characteristics of the various methods described above with reference to method 900. For brevity, these details are not repeated below.

[00241] Figure 10 is a flow diagram illustrating method 1000 of selecting one of concurrently open applications in accordance with some embodiments. Method 1000 is performed at a multifunction device (e.g., device 300, Figure 3, or portable multifunction device 100, Figure 1) with a display and a touch-sensitive surface. In some embodiments, the display is a touch screen display and the touch-sensitive surface is on the display. In some embodiments, the display is separate from the touch-sensitive surface. Some operations in method 1000 may be combined and/or the order of some operations may be changed.

[00242] As described below, method 1000 provides an intuitive way to select one of concurrently open applications. The method reduces the cognitive burden on a user when selecting one of concurrently open application, thereby creating a more efficient human-machine interface. For battery-operated computing devices, enabling a user to select one of concurrently open applications faster and more efficiently conserves power and increases the time between battery charges.

[00243] While in an application view selection mode for selecting one of a plurality of concurrently open applications for display in a corresponding application view (1002), the device performs the following actions.

[00244] The device displays (1004) in a predefined area, an initial group of open application icons that correspond to at least some of the plurality of concurrently open applications (e.g., application icons 5002 in Figure 5C).

[00245] The device detects (1006) a gesture in the predefined area. In response to detecting the gesture in the predefined area (1008), the device performs one of the following actions.

[00246] When the gesture is a first scroll gesture in a first direction (e.g., a right-to-left swipe gesture), the device scrolls (1010) to display other open application icons in the plurality of concurrently open application icons in the predefined area (e.g., application icons in Figure 5E-5F).

[00247] When the gesture is a second scroll gesture in a second direction opposite the first direction (e.g., a left-to-right swipe gesture), the device scrolls (1012) to display settings icons in the predefined area (e.g., settings icons 5102 in Figures 5L-5M). In some embodiments, when the gesture is a second scroll gesture in a second direction different from the first direction (e.g., a top-to-bottom swipe gesture), the device scrolls to display settings icons in the predefined area.

[00248] When the gesture is a first gesture (e.g., a tap gesture) on a respective open application icon (1014), the device displays (1016) a respective application view on the touch-sensitive display for a corresponding application in the plurality of concurrently open applications, ceases (1020) to display open application icons in the predefined area, and exits (1022) the application view selection mode (and enters a normal operation mode for the respective application). In some embodiments, the respective application view is displayed (1018) without concurrently displaying an application view for any other application in the plurality of concurrently open applications.

[00249] In some embodiments, when the gesture is a first gesture (e.g., a tap gesture) on a respective settings icon, the device changes a corresponding setting, ceases to display open application icons in the predefined area, and exits the application view selection mode (and enters a normal operation mode for the respective application).

[00250] In some embodiments, in response to detecting the gesture in the predefined area, when the gesture is a second gesture (e.g., tap-and-hold gesture 513 in Figure 5G) that is distinct from the first gesture, on a respective open application icon, the device displays



(1024) a close-application icon for closing a corresponding application (e.g., an "X" icon or "--" icon 5002-38 in Figure 5H on or proximate to the open application icon).

[00251] Note that details of the processes described above with respect to method 1000 (e.g., Figure 10 and 5A-5HH) are also applicable in an analogous manner to the methods described below. For example, method 1100 may include one or more of the characteristics of the various methods described above with reference to method 1000. For brevity, these details are not repeated below.

[00252] Figures 11A-11B are flow diagrams illustrating method 1100 of selecting one of concurrently open applications in accordance with some embodiments. Method 1100 is performed at a multifunction device (e.g., device 300, Figure 3, or portable multifunction device 100, Figure 1) with a display and a touch-sensitive surface. In some embodiments, the display is a touch screen display and the touch-sensitive surface is on the display. In some embodiments, the display is separate from the touch-sensitive surface. Some operations in method 1100 may be combined and/or the order of some operations may be changed.

[00253] As described below, method 1100 provides an intuitive way to select one of concurrently open applications. The method reduces the cognitive burden on a user when selecting one of concurrently open application, thereby creating a more efficient human-machine interface. For battery-operated computing devices, enabling a user to select one of concurrently open applications faster and more efficiently conserves power and increases the time between battery charges.

[00254] The device displays (1102) a first application view at a first size in a first application (e.g., in Figure 5CC, mail application view 5004-4 in a mail application). The first application view includes a user selectable object (e.g., link 5020-1) associated with a second application (e.g., a web browser application) that is distinct from the first application.

[00255] The device detects (1104) a first gesture at a location that corresponds to the user selectable object (e.g., gesture 525 in Figure 5CC). In response to detecting the first gesture (1106), the device ceases (1108) to display the first application view, and displays (1110) a second application view in the second application (e.g., browser application view 5004-5 in Figure 5DD). In some embodiments, the second application view replaces the first application view (e.g., in Figures 5CC-5DD, browser application view 5004-5 replaces mail application view 5004-4).

**[00256]** While in the second application, the device detects (1112) an input (e.g., input 527 in Figure 5DD). In response to detecting the input (1114), the device performs the following actions. The device enters (1116) an application view selection mode for selecting one of a plurality of concurrently open applications for display in a corresponding application view. The device displays (1118) images of open applications in a first predefined area (e.g., images 5008-12 and 5008-10 in Figure 5EE). The images of open applications correspond to at least some of the plurality of concurrently open applications. In some embodiments, the images are displayed as a scrollable linear strip of images (e.g., images 5008 are scrollable as shown in Figures 5EE-5FF). Each image is displayed at a second size that is smaller than the first size (e.g., live thumbnails). The images include an image of the first application view and an image of a view in the second application (e.g., image 5008-12 of a browser application view and image 5008-10 of a mail application view). The device displays (1120) in a second predefined area that is distinct from the first predefined area, a portion of a view with application icons for launching applications (e.g., a home screen or springboard with application icons) (e.g., a portion of “home screen” 5001).

**[00257]** In some embodiments, the device displays images of open applications that are logically connected. For example, assume that in a mail application (e.g., Figure 5CC), a web browser application is opened (e.g., Figure 5DD). Also assume that in the web browser application, an electronic book application is opened (not shown). Then, the device displays images of a subset of the mail application, the web browser application, and the electronic book application, regardless of any other concurrently open applications.

**[00258]** While in the application view selection mode, the device detects (1122) a second gesture (e.g., a tap gesture). In response to detecting the second gesture (1124), the device performs one of the following actions.

**[00259]** When the second gesture is at a location corresponding to the image of the first application view (1126) (e.g., gesture 535 in Figure 5EE), the device displays (1128) the first application view at the first size in the first application (e.g., map application view 5004-4 in Figure 5CC), ceases (1130) to display the images in the first predefined area, and exits (1132) the application view selection mode (and enters a normal operation mode for the respective application).

**[00260]** When the second gesture is at a location corresponding to the second predefined area (1134) (e.g., gesture 533 in Figure 5FF), the device displays (1136) the view

with application icons for launching applications (in other words, displaying the view with application launch items in its entirety, rather than displaying just a portion of this view) (e.g., home screen 5001 as shown in Figure 5HH), ceases (1138) to display the images in the first predefined area, and exits (1140) the application view selection mode (and enters a normal operation mode for launching applications from the view with application icons).

**[00261]** In some embodiments, when the second gesture is at a location corresponding to an image of a respective application in the first predefined area (1142), the device displays (1144) a respective application view on the touch-sensitive display for a corresponding application in the plurality of concurrently open applications, ceases (1148) to display the images in the first predefined area, and exits (1150) the application view selection mode (and enters a normal operation mode for the respective application). For example, in response to detecting gesture 531 at a location corresponding to image 5008-6 of a map application, map application view is displayed on the display (e.g., Figure 5GG).

**[00262]** In some embodiments, the respective application view is displayed (1146) without concurrently displaying an application view for any other application in the plurality of concurrently open applications (e.g., Figure 5GG).

**[00263]** The operations in the information processing methods described above may be implemented by running one or more functional modules in information processing apparatus such as general purpose processors or application specific chips. These modules, combinations of these modules, and/or their combination with general hardware (e.g., as described above with respect to Figures 1A, 1B and 3) are all included within the scope of protection of the invention.

**[00264]** The operations described above with reference to Figures 6A-6C, 7, 8A-8C, 9, 10, and 11A-11B may be implemented by components depicted in Figures 1A-1C. For example, detection operation 604, application view selection mode entering operation 608, and exiting operation 622—may be implemented by event sorter 170, event recognizer 180, and event handler 190. Event monitor 171 in event sorter 170 detects a contact on touch-sensitive display 112, and event dispatcher module 174 delivers the event information to application 136-1. A respective event recognizer 180 of application 136-1 compares the event information to respective event definitions 186, and determines whether a first contact at a first location on the touch-sensitive surface (or whether rotation of the device) corresponds to a predefined event or sub-event, such as selection of an object on a user

2017268610 30 Nov 2017

interface, or rotation of the device from one orientation to another. When a respective predefined event or sub-event is detected, event recognizer 180 activates an event handler 190 associated with the detection of the event or sub-event. Event handler 190 may utilize or call data updater 176, object updater 177 or GUI updater 178 to update the application internal state 192. In some embodiments, event handler 190 accesses a respective GUI updater 178 to update what is displayed by the application. Similarly, it would be clear to a person having ordinary skill in the art how other processes can be implemented based on the components depicted in Figures 1A-1C.

**[00265]** The foregoing description, for purpose of explanation, has been described with reference to specific embodiments. However, the illustrative discussions above are not intended to be exhaustive or to limit the invention to the precise forms disclosed. Many modifications and variations are possible in view of the above teachings. The embodiments were chosen and described in order to best explain the principles of the invention and its practical applications, to thereby enable others skilled in the art to best utilize the invention and various embodiments with various modifications as are suited to the particular use contemplated.

What is claimed is:

1. A method, comprising:
  - at a multifunction device with a touch-sensitive display:
    - displaying a first application view at a first size in a first application, the first application view including a user selectable object associated with a second application that is distinct from the first application;
    - detecting a first gesture at a location that corresponds to the user selectable object;
    - in response to detecting the first gesture:
      - ceasing to display the first application view, and
      - displaying a second application view in the second application;
    - while in the second application, detecting an input;
    - in response to detecting the input:
      - entering an application view selection mode for selecting one of a plurality of concurrently open applications for display in a corresponding application view;
      - displaying in a first predefined area images of open applications, wherein:
        - the images of open applications correspond to at least some of the plurality of concurrently open applications;
        - each image is displayed at a second size that is smaller than the first size; and
        - the images include an image of the first application view and an image of a view in the second application; and
      - displaying in a second predefined area, distinct from the first predefined area, a portion of a view with application icons for launching applications;
    - while in the application view selection mode, detecting a second gesture;
    - in response to detecting the second gesture:
      - when the second gesture is at a location corresponding to the image of the first application view:
        - displaying the first application view at the first size in the first application;
        - ceasing to display the images in the first predefined area; and
        - exiting the application view selection mode; and

when the second gesture is at a location corresponding to the second predefined area:

displaying the view with application icons for launching applications;

ceasing to display the images in the first predefined area; and  
 exiting the application view selection mode.

2. The method of claim 1, including:

when the second gesture is at a location corresponding to an image of a respective application in the first predefined area:

displaying a respective application view on the touch-sensitive display for a corresponding application in the plurality of concurrently open applications;

ceasing to display the images in the first predefined area; and  
 exiting the application view selection mode.

3. The method of claim 2, wherein the respective application view is displayed without concurrently displaying an application view for any other application in the plurality of concurrently open applications.

4. A multifunction device, comprising:

a touch-sensitive display;

one or more processors;

memory; and

one or more programs, wherein the one or more programs are stored in the memory and configured to be executed by the one or more processors, the one or more programs including instructions for:

displaying a first application view at a first size in a first application, the first application view including a user selectable object associated with a second application that is distinct from the first application;

detecting a first gesture at a location that corresponds to the user selectable object;

in response to detecting the first gesture:

ceasing to display the first application view, and

displaying a second application view in the second application;

while in the second application, detecting an input;

in response to detecting the input:

- entering an application view selection mode for selecting one of a plurality of concurrently open applications for display in a corresponding application view;
- displaying in a first predefined area images of open applications, wherein:
  - the images of open applications correspond to at least some of the plurality of concurrently open applications;
  - each image is displayed at a second size that is smaller than the first size; and
  - the images include an image of the first application view and an image of a view in the second application; and
- displaying in a second predefined area, distinct from the first predefined area, a portion of a view with application icons for launching applications;

while in the application view selection mode, detecting a second gesture;

in response to detecting the second gesture:

- when the second gesture is at a location corresponding to the image of the first application view:
  - displaying the first application view at the first size in the first application;
  - ceasing to display the images in the first predefined area; and
  - exiting the application view selection mode; and
- when the second gesture is at a location corresponding to the second predefined area:
  - displaying the view with application icons for launching applications;
  - ceasing to display the images in the first predefined area; and
  - exiting the application view selection mode.

5. The device of claim 4, including instructions for:

- when the second gesture is at a location corresponding to an image of a respective application in the first predefined area:
  - displaying a respective application view on the touch-sensitive display for a corresponding application in the plurality of concurrently open applications;

ceasing to display the images in the first predefined area; and  
 exiting the application view selection mode.

6. The device of claim 5, wherein the respective application view is displayed without concurrently displaying an application view for any other application in the plurality of concurrently open applications.

7. A graphical user interface stored on a multifunction device with a touch-sensitive display, a memory, and one or more processors to execute one or more programs stored in the memory, the graphical user interface comprising:

a first application view at a first size in a first application, the first application view including a user selectable object associated with a second application that is distinct from the first application;

wherein:

a first gesture is detected at a location that corresponds to the user selectable object;

in response to detecting the first gesture:

the first application view ceases to be displayed, and

a second application view is displayed in the second application;

while in the second application, an input is detected;

in response to detecting the input:

an application view selection mode for selecting one of a plurality of concurrently open applications for display in a corresponding application view is entered;

images of open applications are displayed in a first predefined area,  
 wherein:

the images of open applications correspond to at least some of the plurality of concurrently open applications;

each image is displayed at a second size that is smaller than the first size; and

the images include an image of the first application view and an image of a view in the second application; and

a portion of a view with application icons for launching applications is displayed in a second predefined area, distinct from the first predefined area;

while in the application view selection mode, a second gesture is detected;



in response to detecting the second gesture:

when the second gesture is at a location corresponding to the image of the first application view:

the first application view is displayed at the first size in the first application;

the images in the first predefined area cease to be displayed; and

the application view selection mode is exited; and

when the second gesture is at a location corresponding to the second predefined area:

the view with application icons for launching applications is displayed;

the images in the first predefined area cease to be displayed; and

the application view selection mode is exited.

8. The graphical user interface of claim 7, wherein:

when the second gesture is at a location corresponding to an image of a respective application in the first predefined area:

a respective application view is displayed on the touch-sensitive display for a corresponding application in the plurality of concurrently open applications;

display of the images in the first predefined area is ceased; and

the application view selection mode is exited.

9. The graphical user interface of claim 8, wherein the respective application view is displayed without concurrently displaying an application view for any other application in the plurality of concurrently open applications.

10. A computer readable storage medium storing one or more programs, the one or more programs comprising instructions, which when executed by a multifunction device with a touch-sensitive display, cause the device to:

display a first application view at a first size in a first application, the first application view including a user selectable object associated with a second application that is distinct from the first application;

detect a first gesture at a location that corresponds to the user selectable object;

in response to detecting the first gesture:

- cease to display the first application view, and
- display a second application view in the second application;

while in the second application, detect an input;

in response to detecting the input:

- enter an application view selection mode for selecting one of a plurality of concurrently open applications for display in a corresponding application view;
- display in a first predefined area images of open applications, wherein:
  - the images of open applications correspond to at least some of the plurality of concurrently open applications;
  - each image is displayed at a second size that is smaller than the first size;
  - the images include an image of the first application view and an image of a view in the second application; and
- display in a second predefined area, distinct from the first predefined area, a portion of a view with application icons for launching applications;
- while in the application view selection mode, detect a second gesture;
- in response to detecting the second gesture:
  - when the second gesture is at a location corresponding to the image of the first application view:
    - display the first application view at the first size in the first application;
    - cease to display the images in the first predefined area; and
    - exit the application view selection mode; and
  - when the second gesture is at a location corresponding to the second predefined area:
    - display the view with application icons for launching applications;
    - cease to display the images in the first predefined area; and
    - exit the application view selection mode.

11. The computer readable storage medium of claim 10, including instructions which cause the device to:

when the second gesture is at a location corresponding to an image of a respective application in the first predefined area:

display a respective application view on the touch-sensitive display for a corresponding application in the plurality of concurrently open applications;

cease to display the images in the first predefined area; and

exit the application view selection mode.

12. The computer readable storage medium of claim 11, wherein the respective application view is displayed without concurrently displaying an application view for any other application in the plurality of concurrently open applications.

13. A multifunction device, comprising:

a touch-sensitive display;

means for displaying a first application view at a first size in a first application, the first application view including a user selectable object associated with a second application that is distinct from the first application;

means for detecting a first gesture at a location that corresponds to the user selectable object;

means, responsive to detecting the first gesture, including:

means for ceasing to display the first application view, and

means for displaying a second application view in the second application;

means, enabled while in the second application, for detecting an input;

means, responsive to detecting the input, including:

means for entering an application view selection mode for selecting one of a plurality of concurrently open applications for display in a corresponding application view;

means for displaying in a first predefined area images of open applications,

wherein:

the images of open applications correspond to at least some of the plurality of concurrently open applications;

each image is displayed at a second size that is smaller than the first size;

the images include an image of the first application view and an image of a view in the second application; and

means for displaying in a second predefined area, distinct from the first predefined area, a portion of a view with application icons for launching applications;

means, enabled while in the application view selection mode, for detecting a second gesture;

means, responsive to detecting the second gesture, including:

means, enabled when the second gesture is at a location corresponding to the image of the first application view, including:

means for displaying the first application view at the first size in the first application;

means for ceasing to display the images in the first predefined area;

and

means for exiting the application view selection mode; and

means, enabled when the second gesture is at a location corresponding to the second predefined area, including:

means for displaying the view with application icons for launching applications;

means for ceasing to display the images in the first predefined area;

and

means for exiting the application view selection mode.

14. The device of claim 13, including:

means, enabled when the second gesture is at a location corresponding to an image of a respective application in the first predefined area, including:

means for displaying a respective application view on the touch-sensitive display for a corresponding application in the plurality of concurrently open applications;

means for ceasing to display the images in the first predefined area;

and

means for exiting the application view selection mode.

15. The device of claim 14, wherein the respective application view is displayed without concurrently displaying an application view for any other application in the plurality of concurrently open applications.

16. An information processing apparatus for use in a multifunction device with a touch-sensitive display, comprising:

means for displaying a first application view at a first size in a first application, the first application view including a user selectable object associated with a second application that is distinct from the first application;

means for detecting a first gesture at a location that corresponds to the user selectable object;

means, responsive to detecting the first gesture, including:

means for ceasing to display the first application view, and

means for displaying a second application view in the second application;

means, enabled while in the second application, for detecting an input;

means, responsive to detecting the input, including:

means for entering an application view selection mode for selecting one of a plurality of concurrently open applications for display in a corresponding application view;

means for displaying in a first predefined area images of open applications,

wherein:

the images of open applications correspond to at least some of the plurality of concurrently open applications;

each image is displayed at a second size that is smaller than the first size;

the images include an image of the first application view and an image of a view in the second application; and

means for displaying in a second predefined area, distinct from the first predefined area, a portion of a view with application icons for launching applications;

means, enabled while in the application view selection mode, for detecting a second gesture;

means, responsive to detecting the second gesture, including:

means, enabled when the second gesture is at a location corresponding to the image of the first application view, including:

means for displaying the first application view at the first size in the first application;

means for ceasing to display the images in the first predefined area;

and

means for exiting the application view selection mode; and

means, enabled when the second gesture is at a location corresponding to the second predefined area, including:

means for displaying the view with application icons for launching applications;

means for ceasing to display the images in the first predefined area;

and

means for exiting the application view selection mode.

17. The apparatus of claim 16, including:

means, enabled when the second gesture is at a location corresponding to an image of a respective application in the first predefined area, including:

means for displaying a respective application view on the touch-sensitive display for a corresponding application in the plurality of concurrently open applications;

means for ceasing to display the images in the first predefined area;

and

means for exiting the application view selection mode.

18. The apparatus of claim 17, wherein the respective application view is displayed without concurrently displaying an application view for any other application in the plurality of concurrently open applications.

2017268610 30 Nov 2017

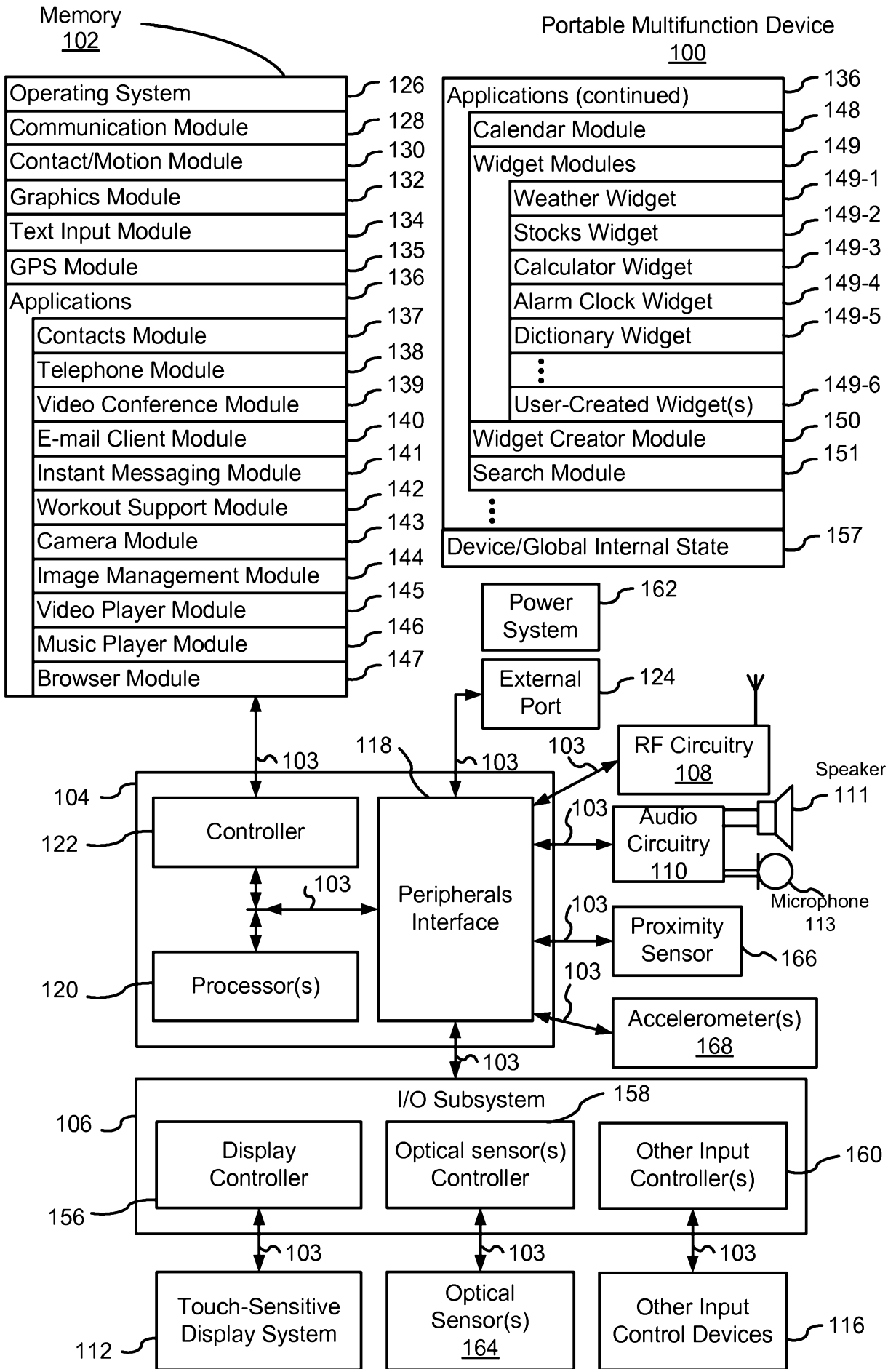


Figure 1A

2017268610 30 Nov 2017

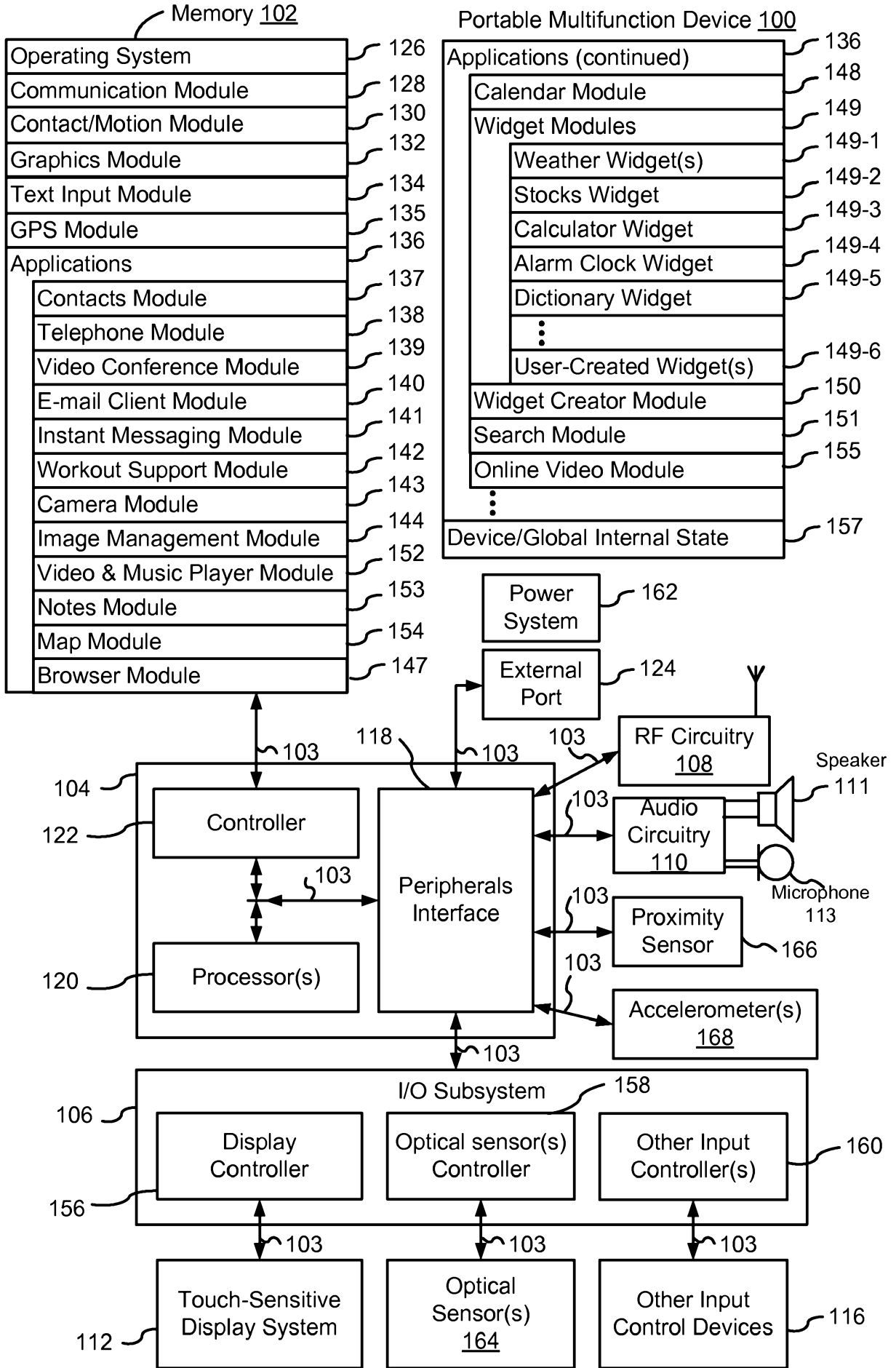


Figure 1B



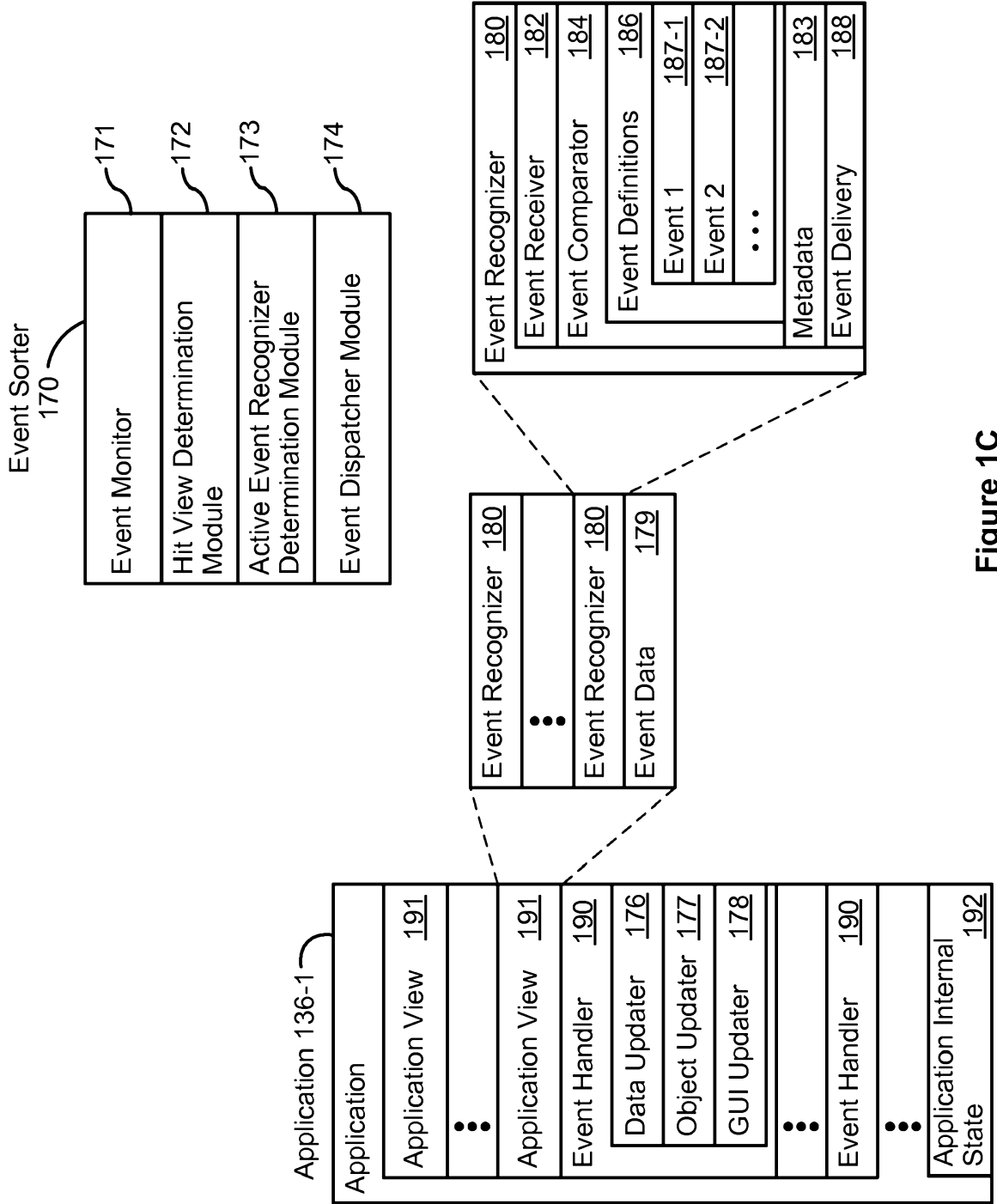


Figure 1C

2017268610 30 Nov 2017

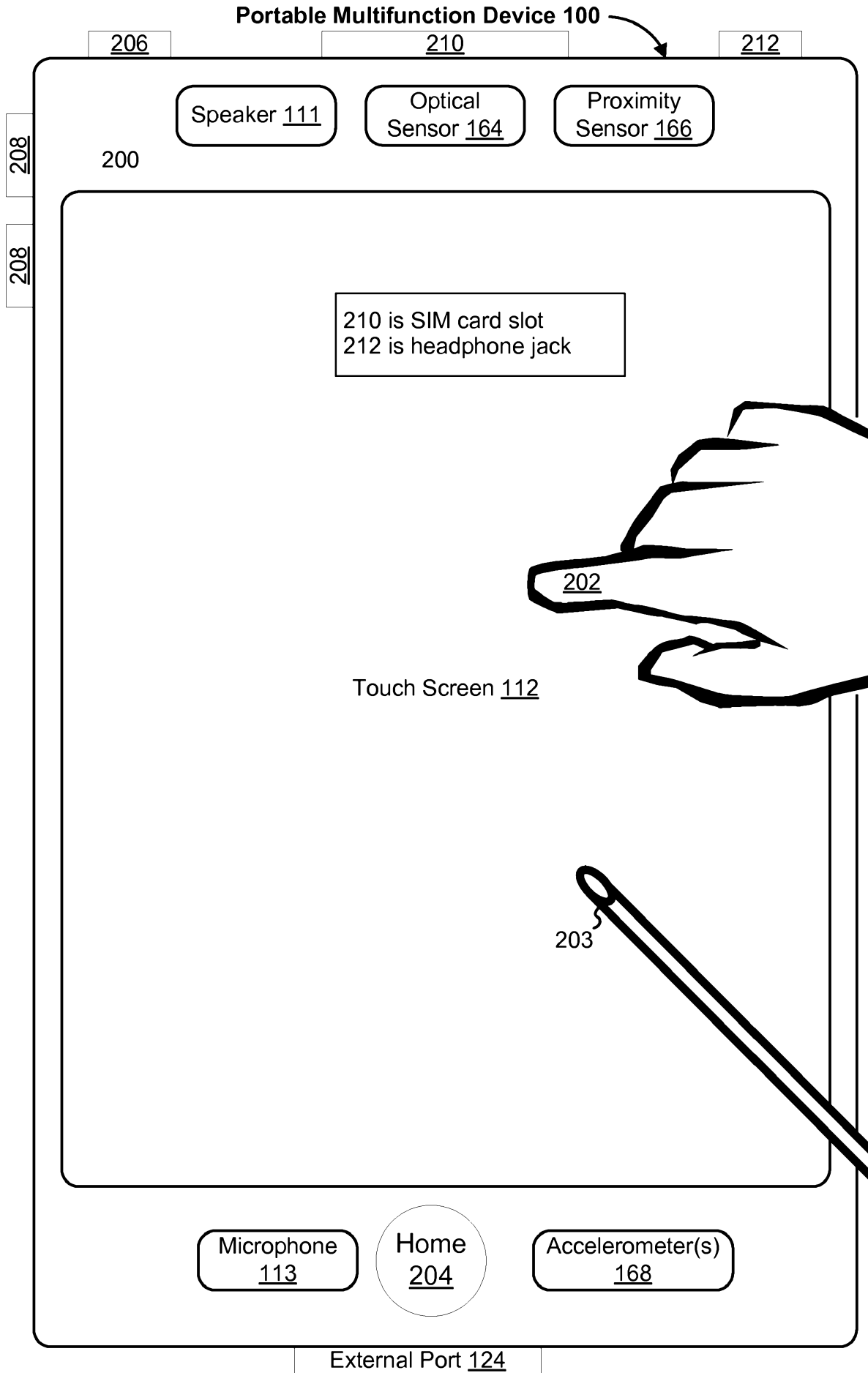


Figure 2

2017268610 30 Nov 2017

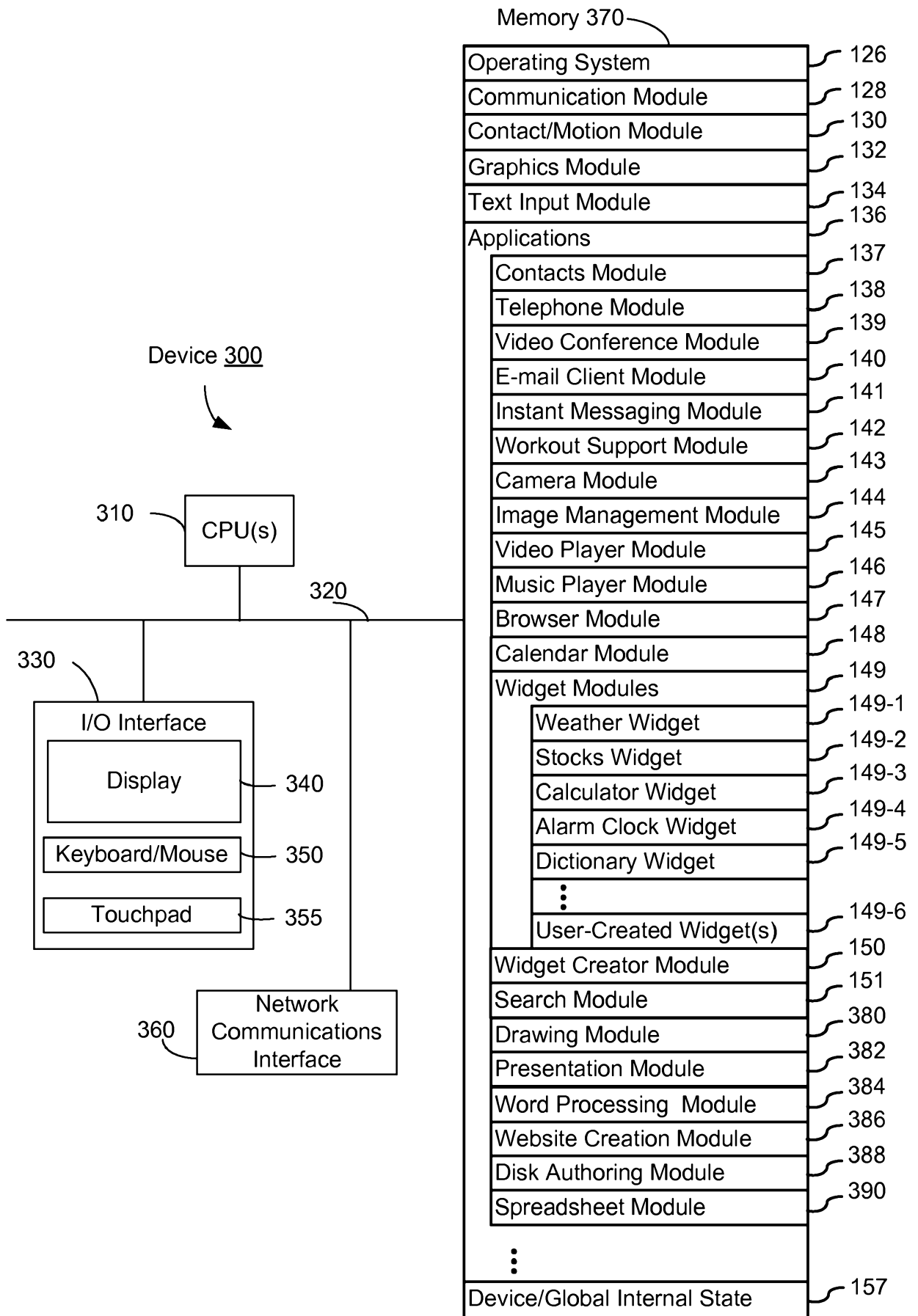


Figure 3

2017268610 30 Nov 2017

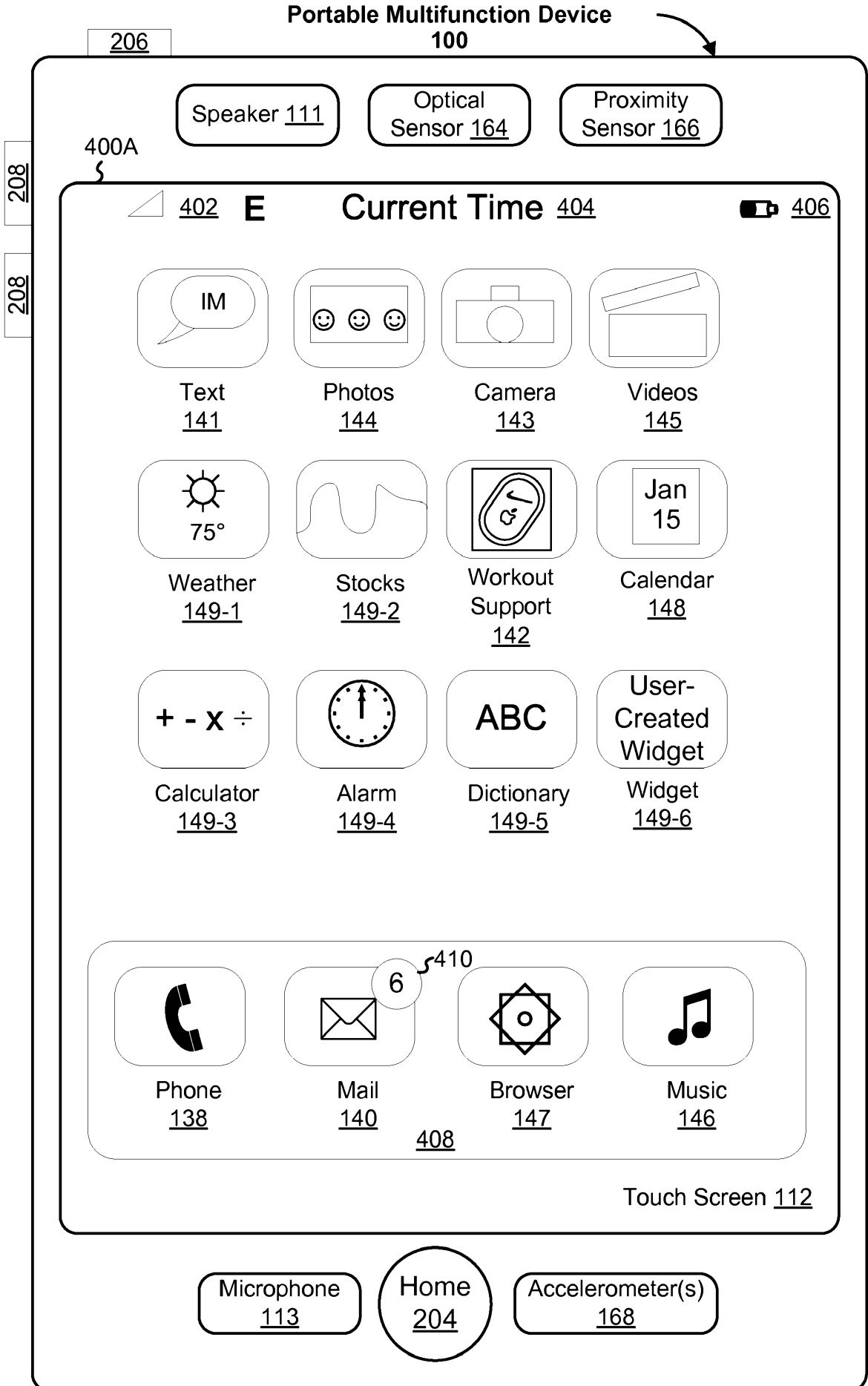
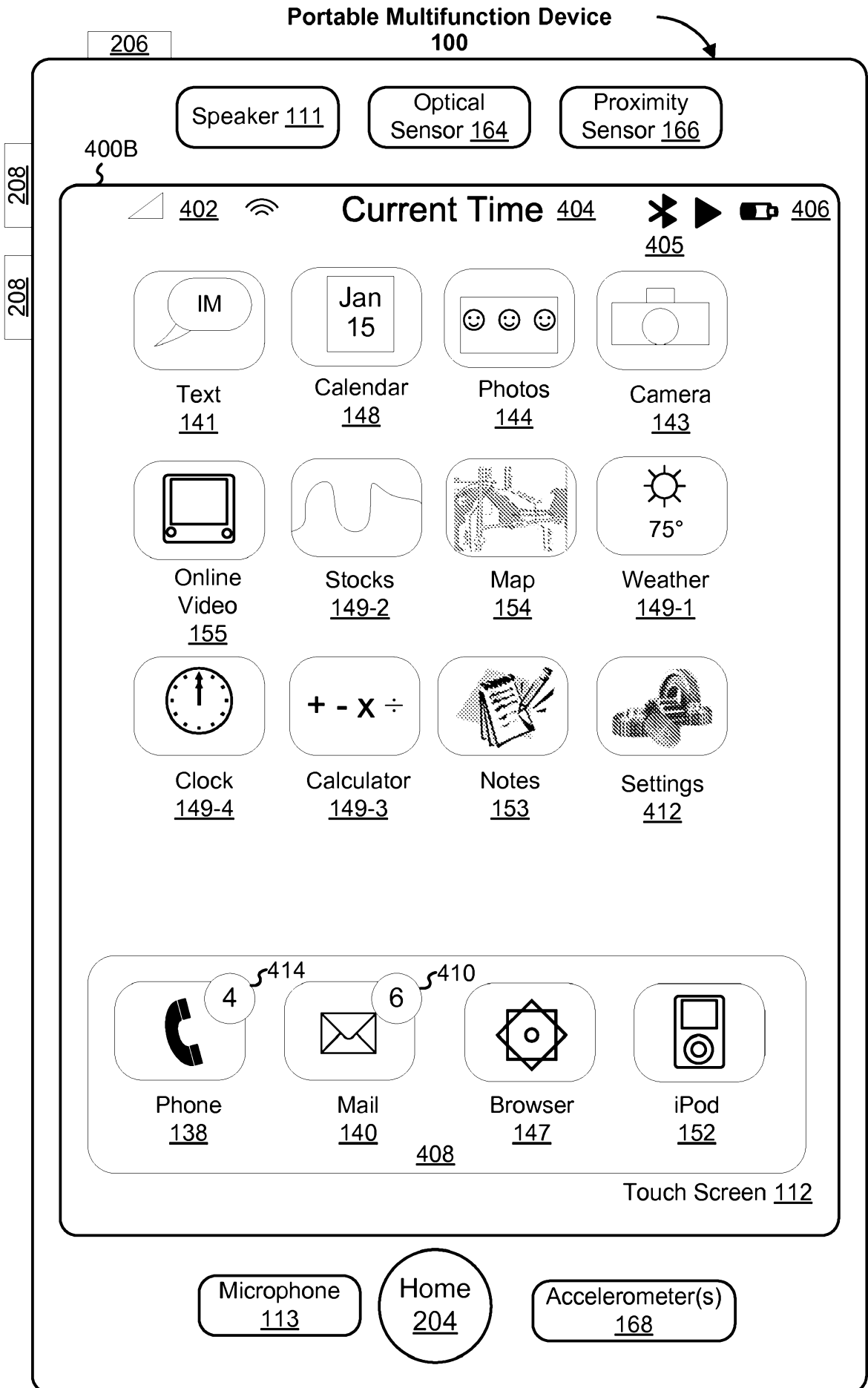


Figure 4A

2017268610 30 Nov 2017



**Figure 4B**

2017268610 30 Nov 2017

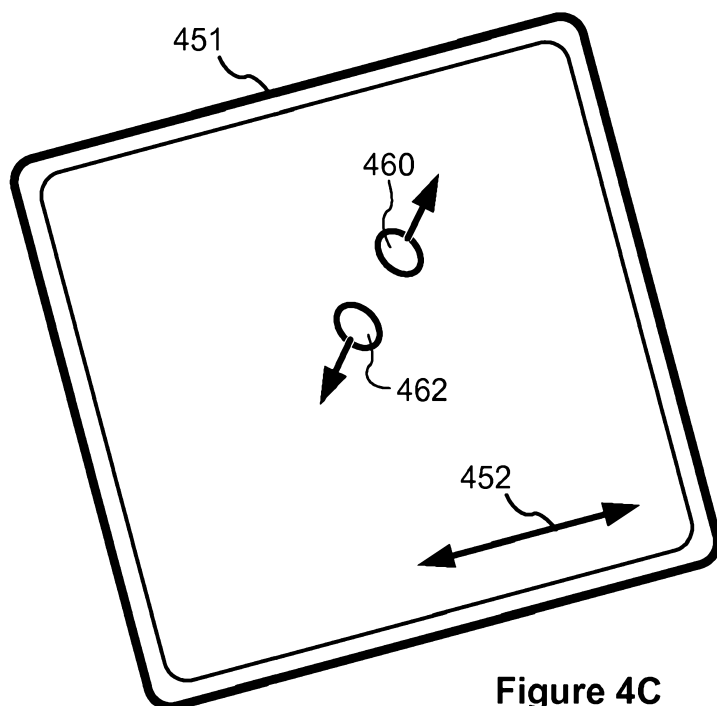
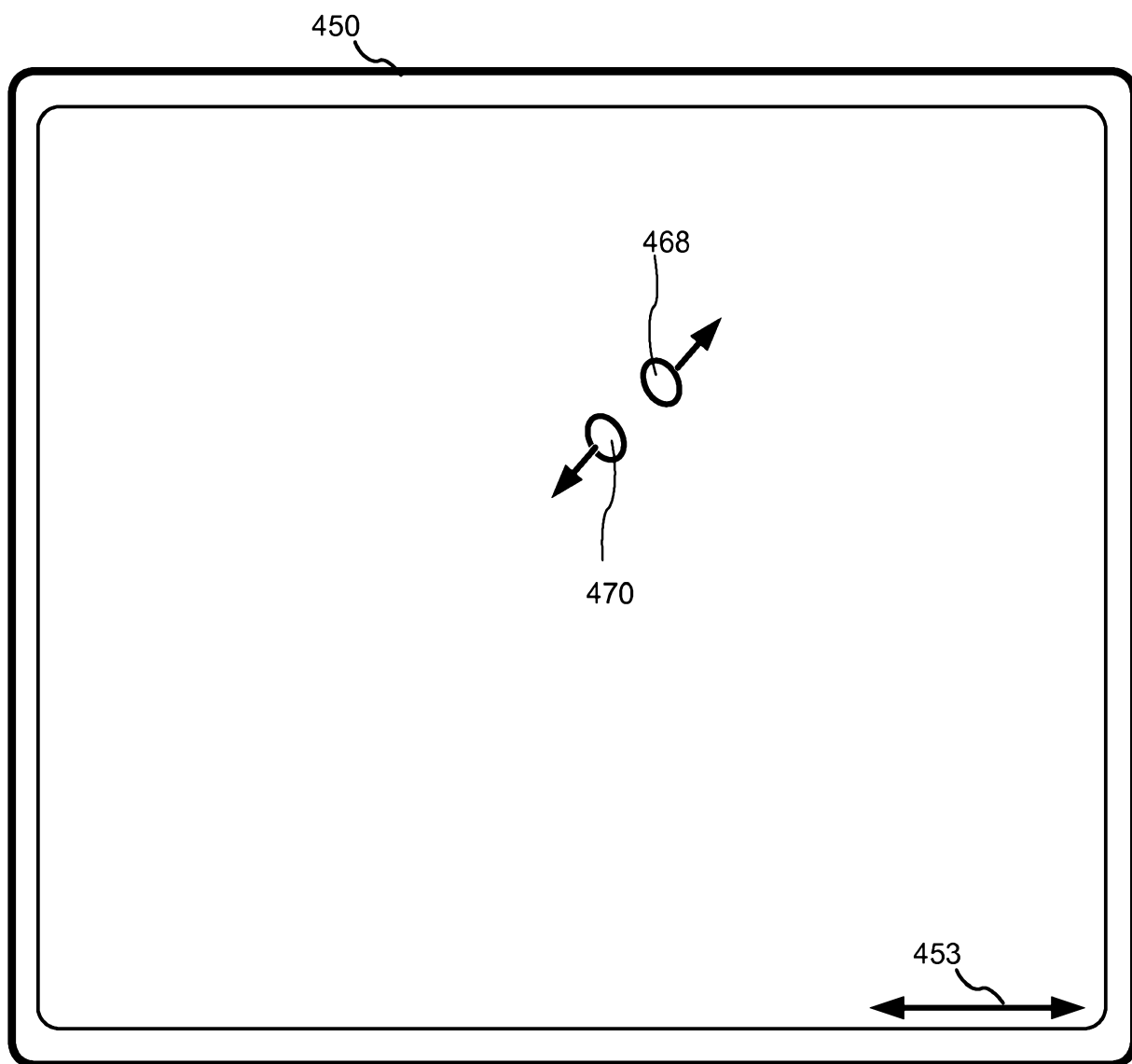


Figure 4C

2017268610 30 Nov 2017

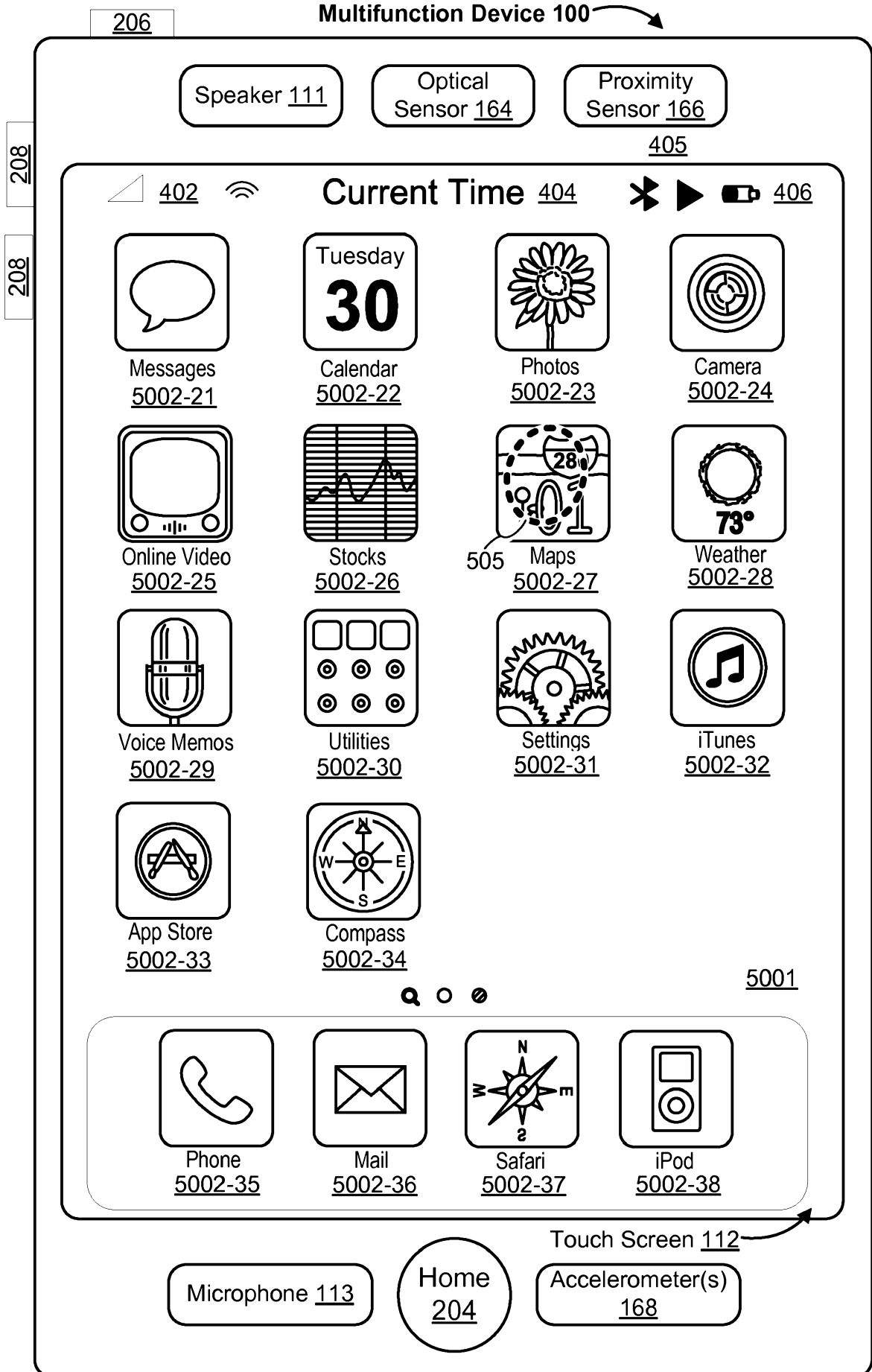


Figure 5A

2017268610 30 Nov 2017

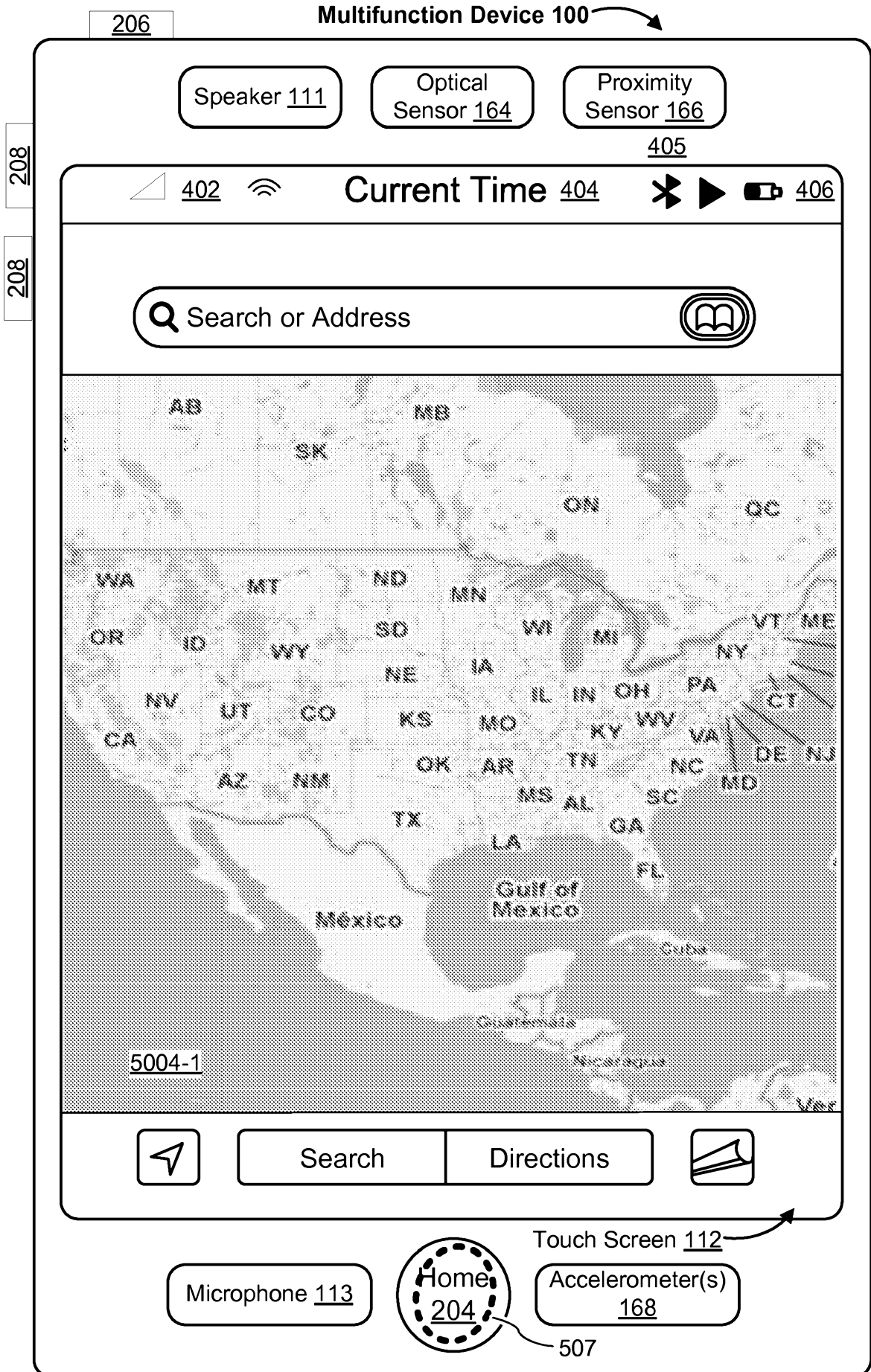


Figure 5B



2017268610 30 Nov 2017

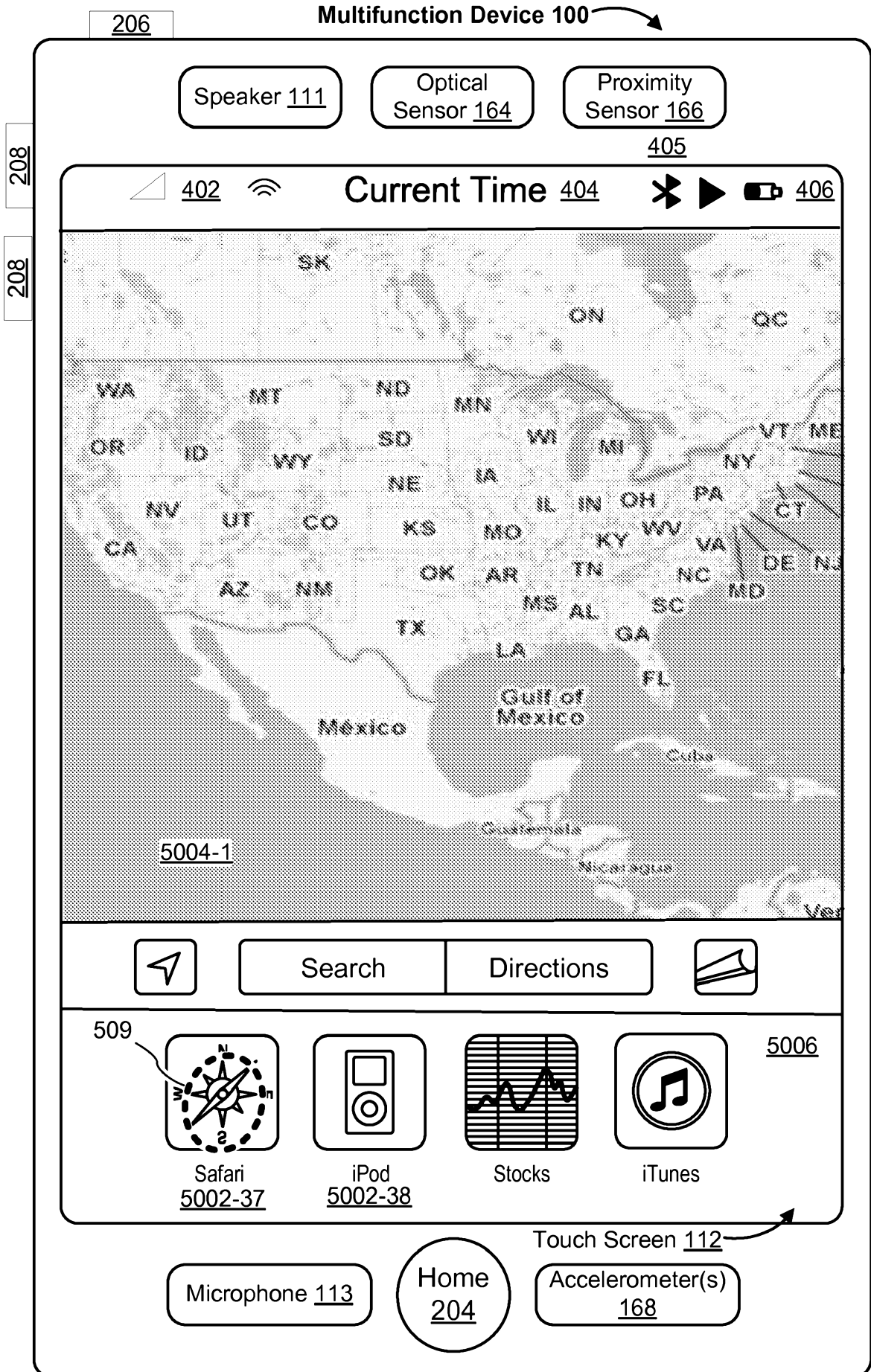


Figure 5C

2017268610 30 Nov 2017



Figure 5D

2017268610 30 Nov 2017

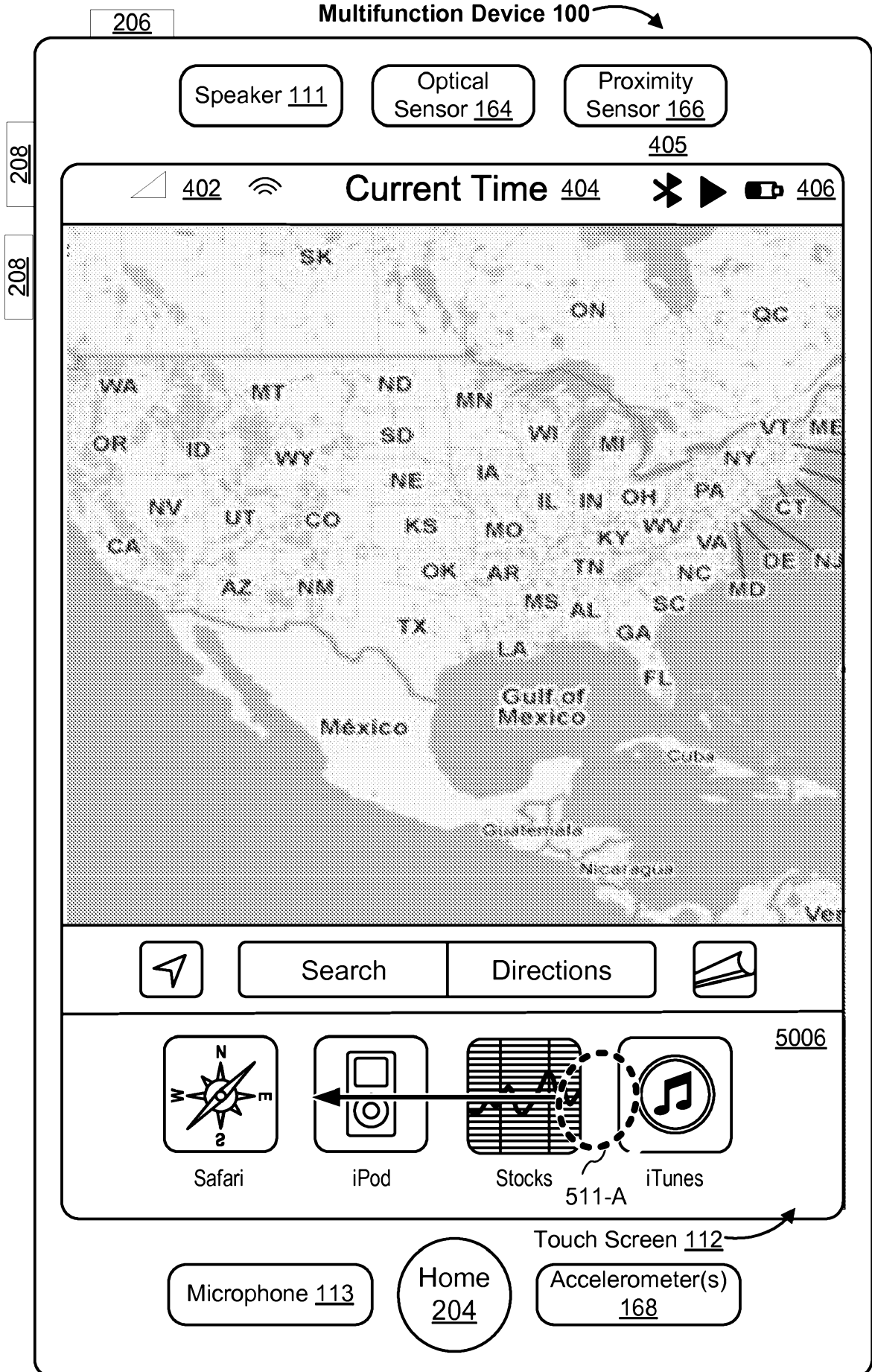


Figure 5E

2017268610 30 Nov 2017

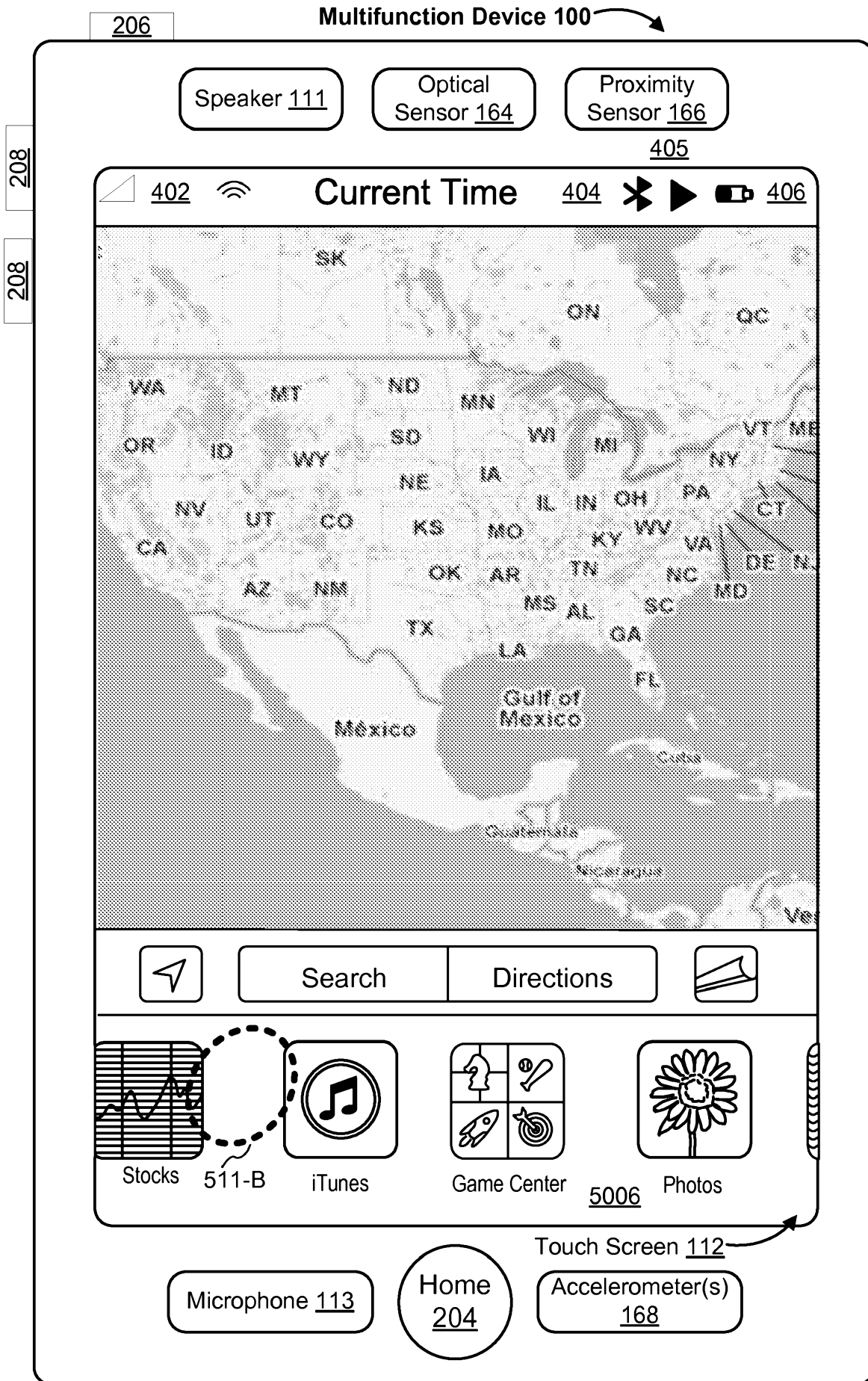


Figure 5F

2017268610 30 Nov 2017

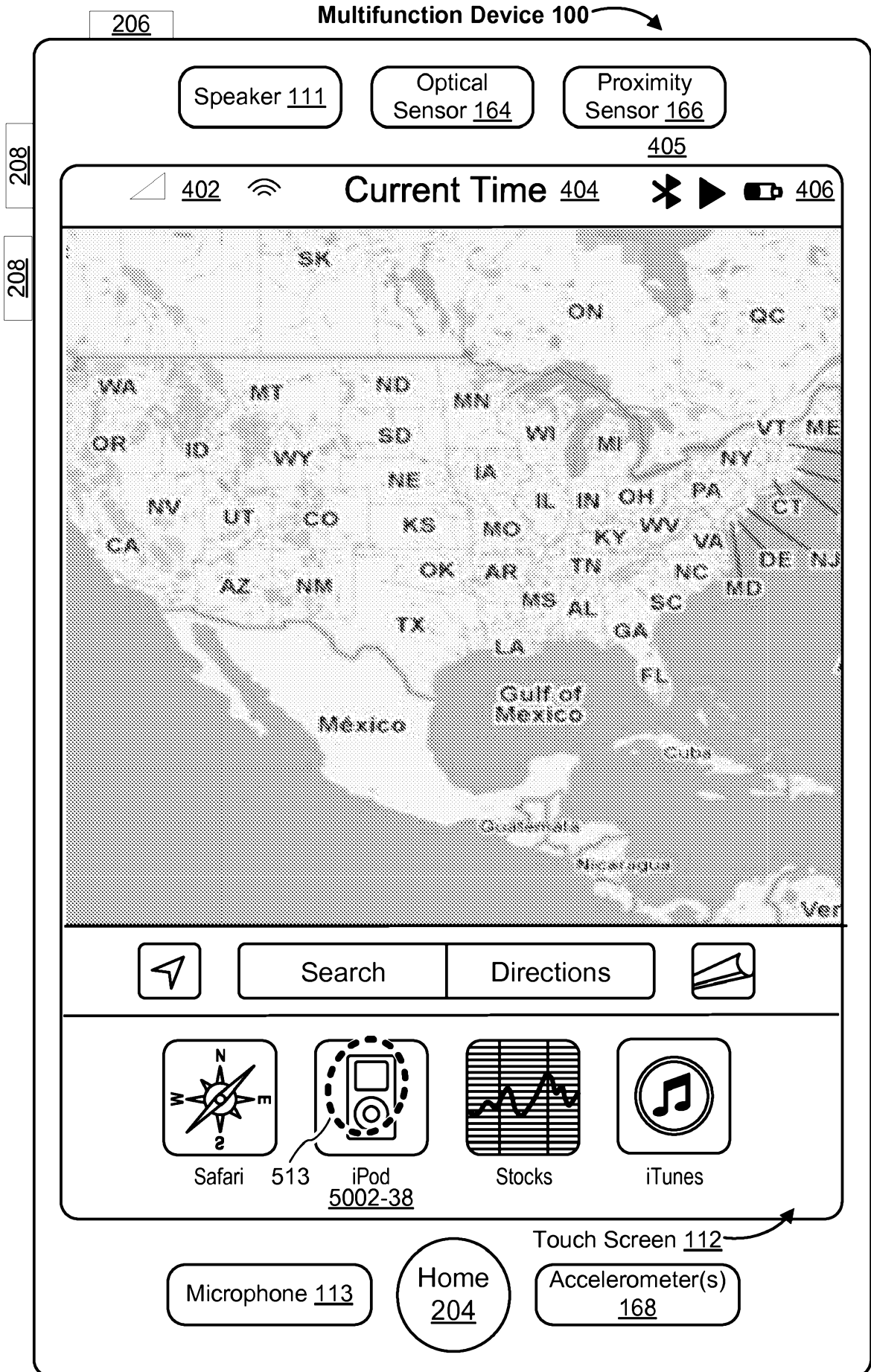


Figure 5G

2017268610 30 Nov 2017

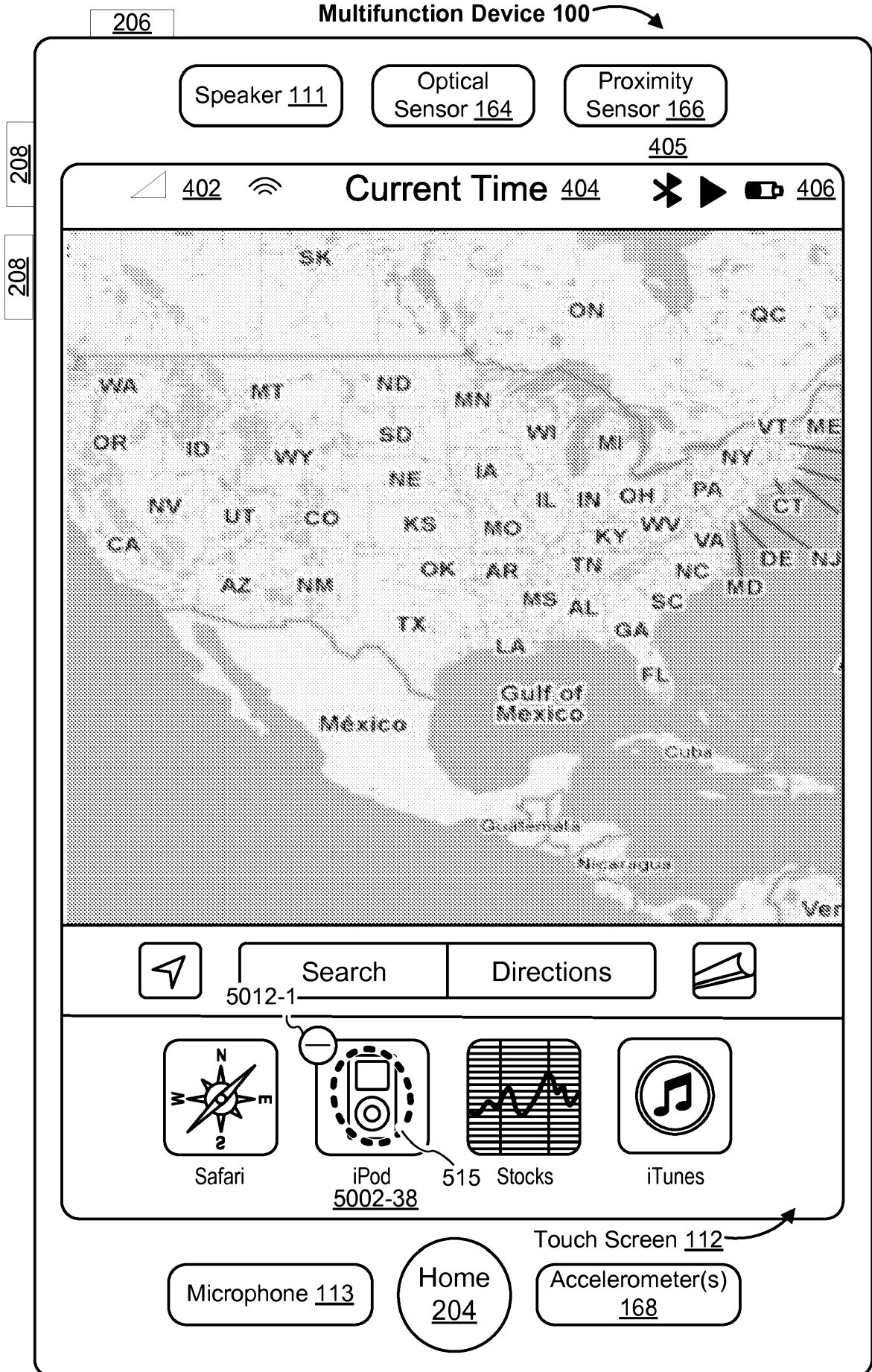


Figure 5H

2017268610 30 Nov 2017

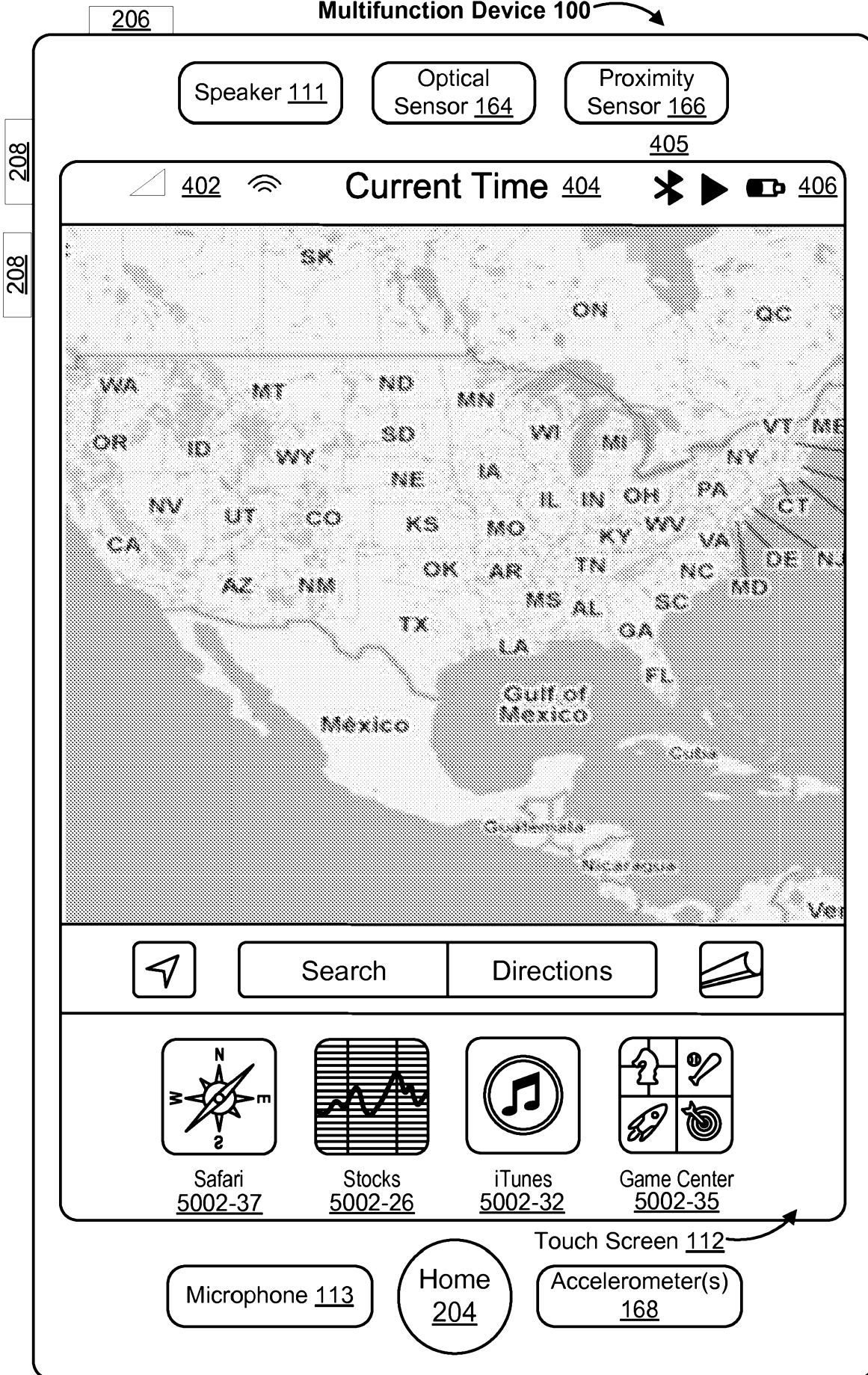


Figure 5l

2017268610 30 Nov 2017



Figure 5J



2017268610 30 Nov 2017

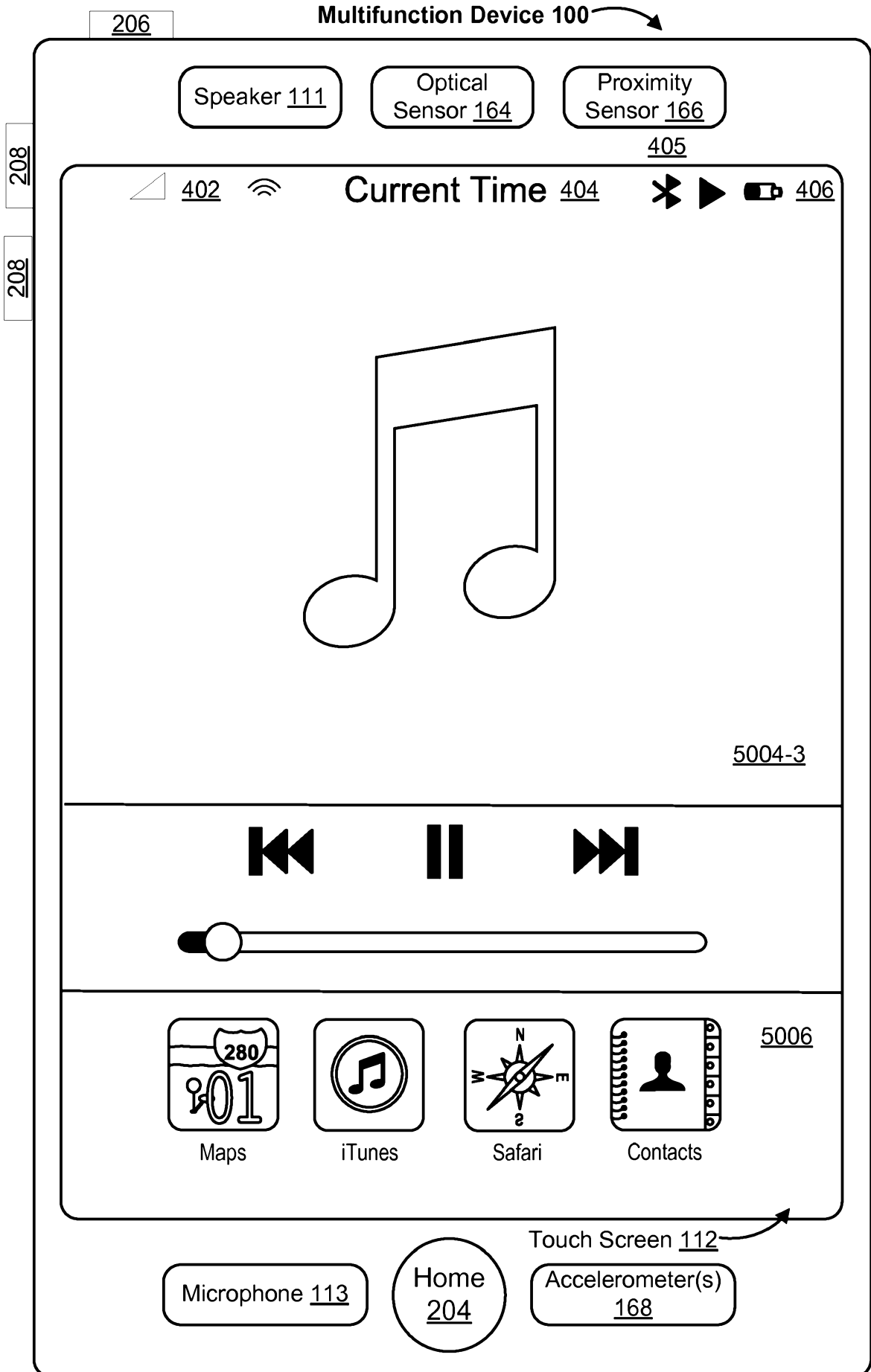


Figure 5K

2017268610 30 Nov 2017

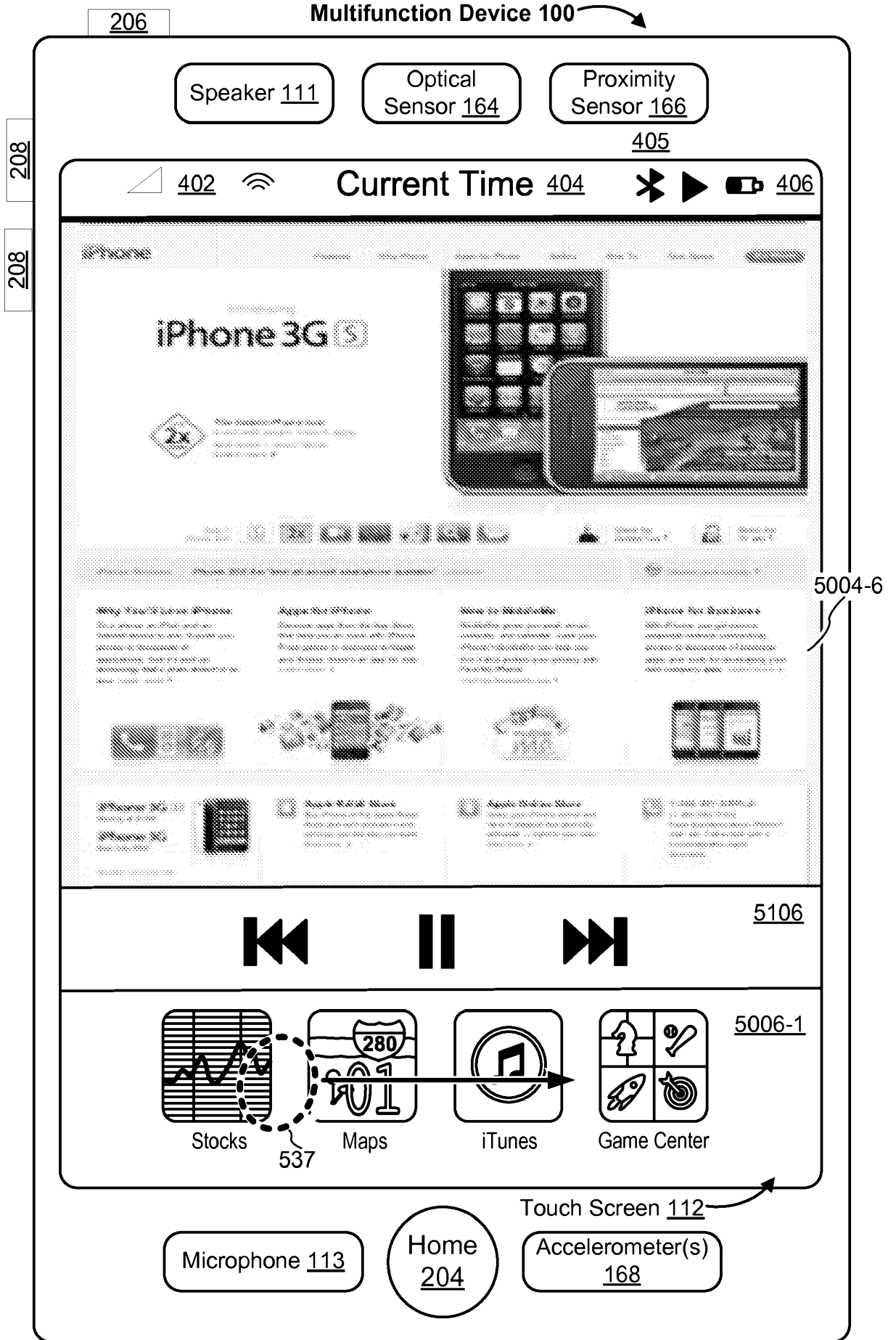


Figure 5L

2017268610 30 Nov 2017

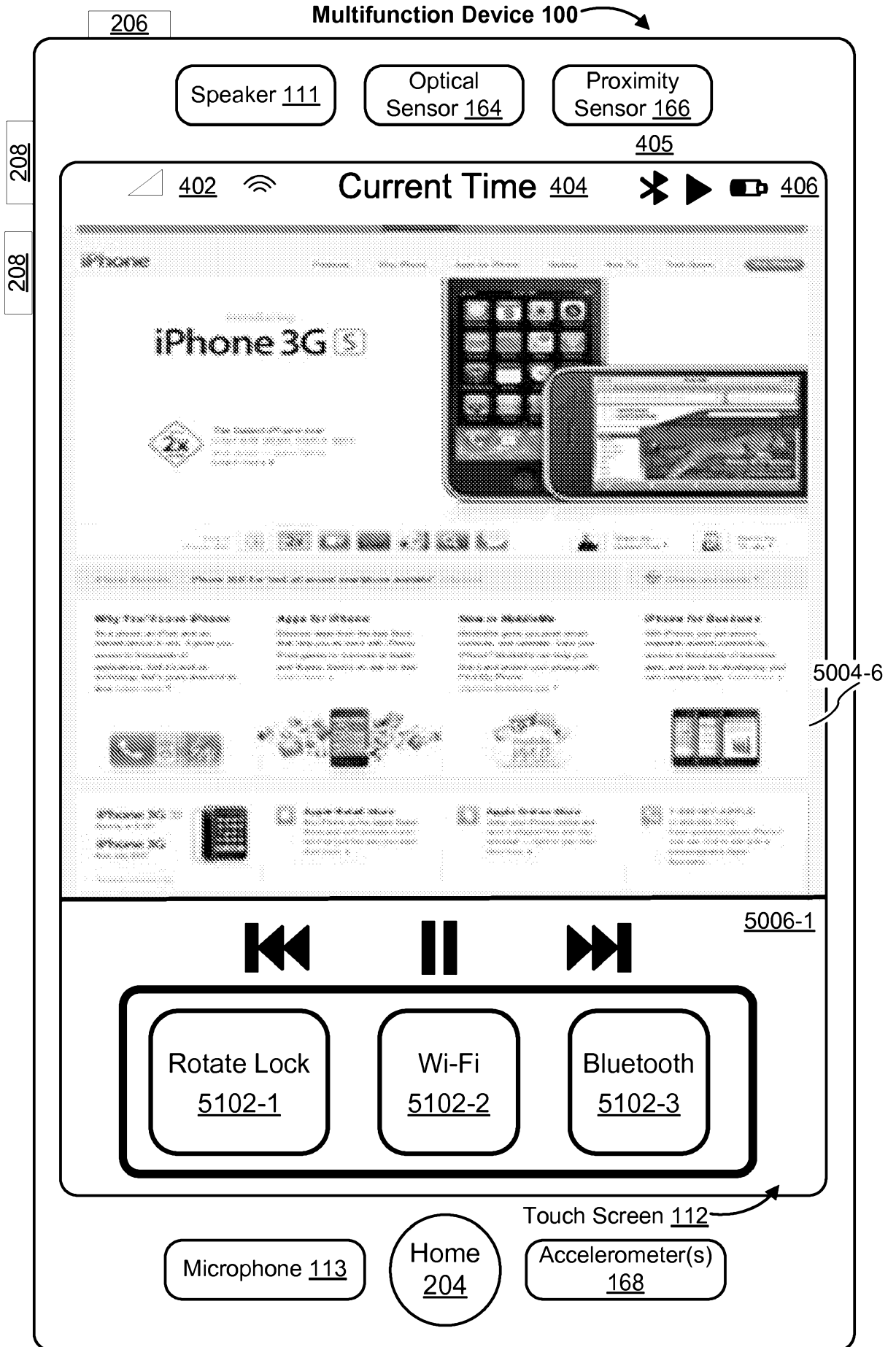


Figure 5M

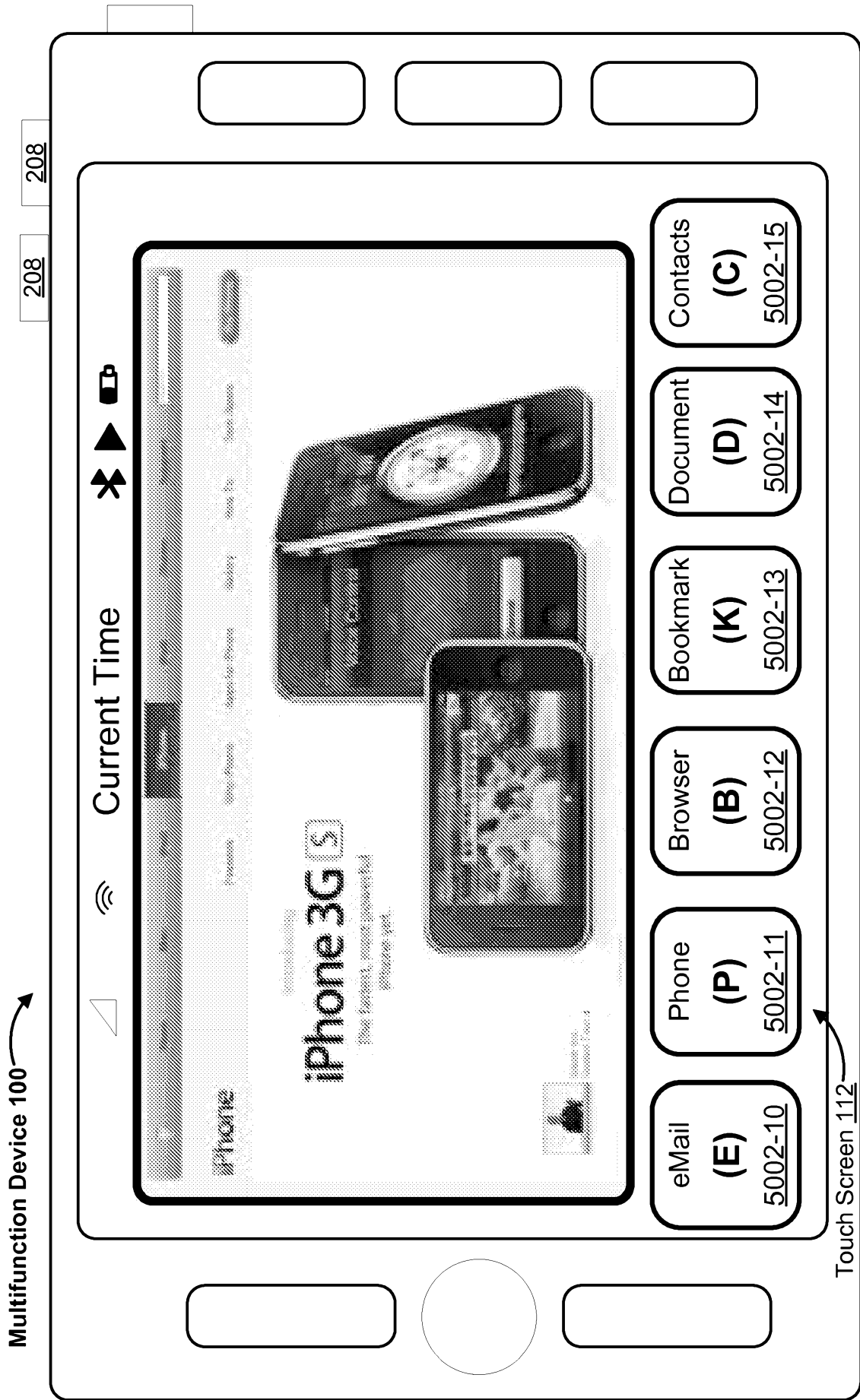


Figure 5N

2017268610 30 Nov 2017

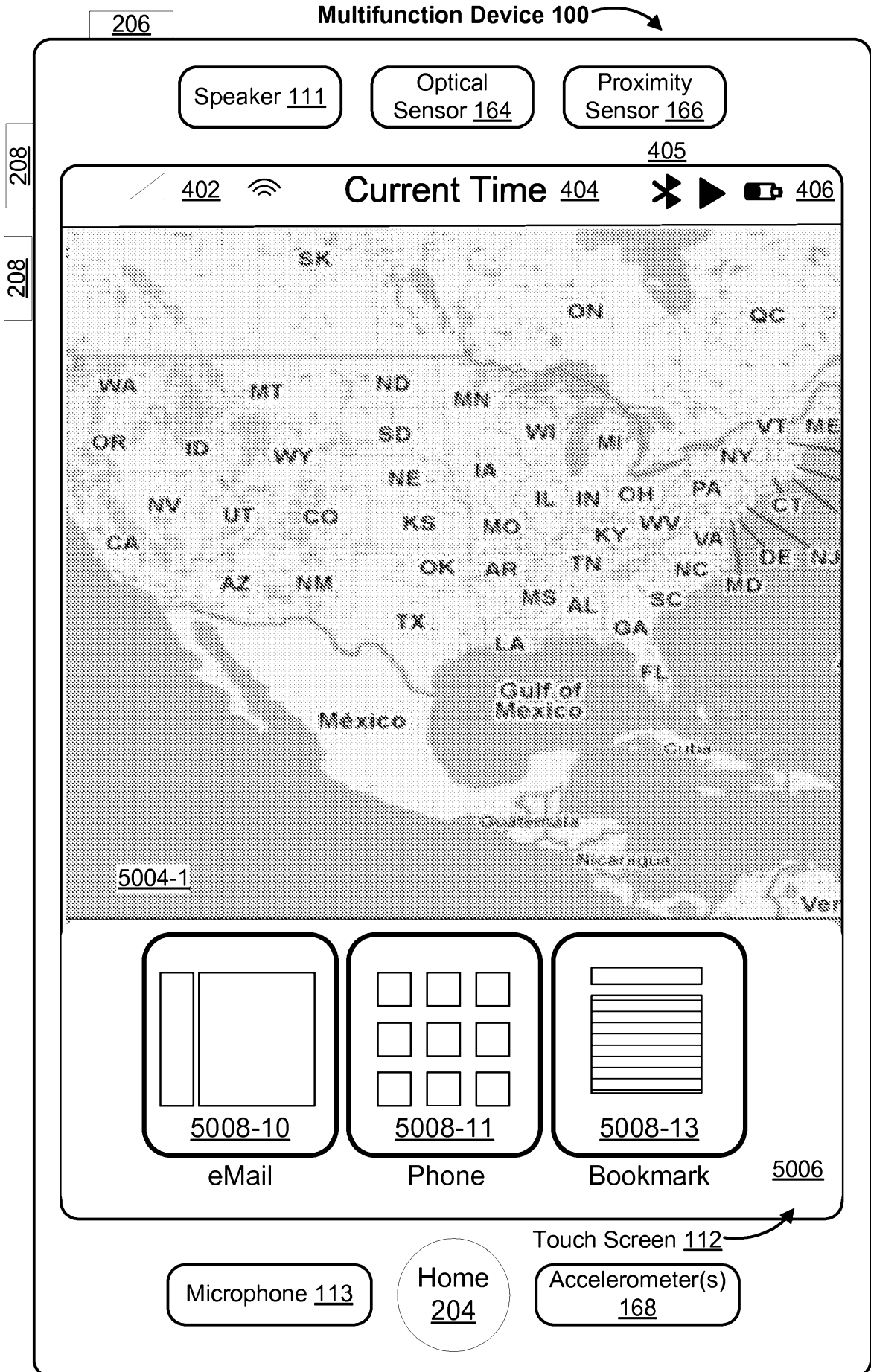


Figure 50

2017268610 30 Nov 2017

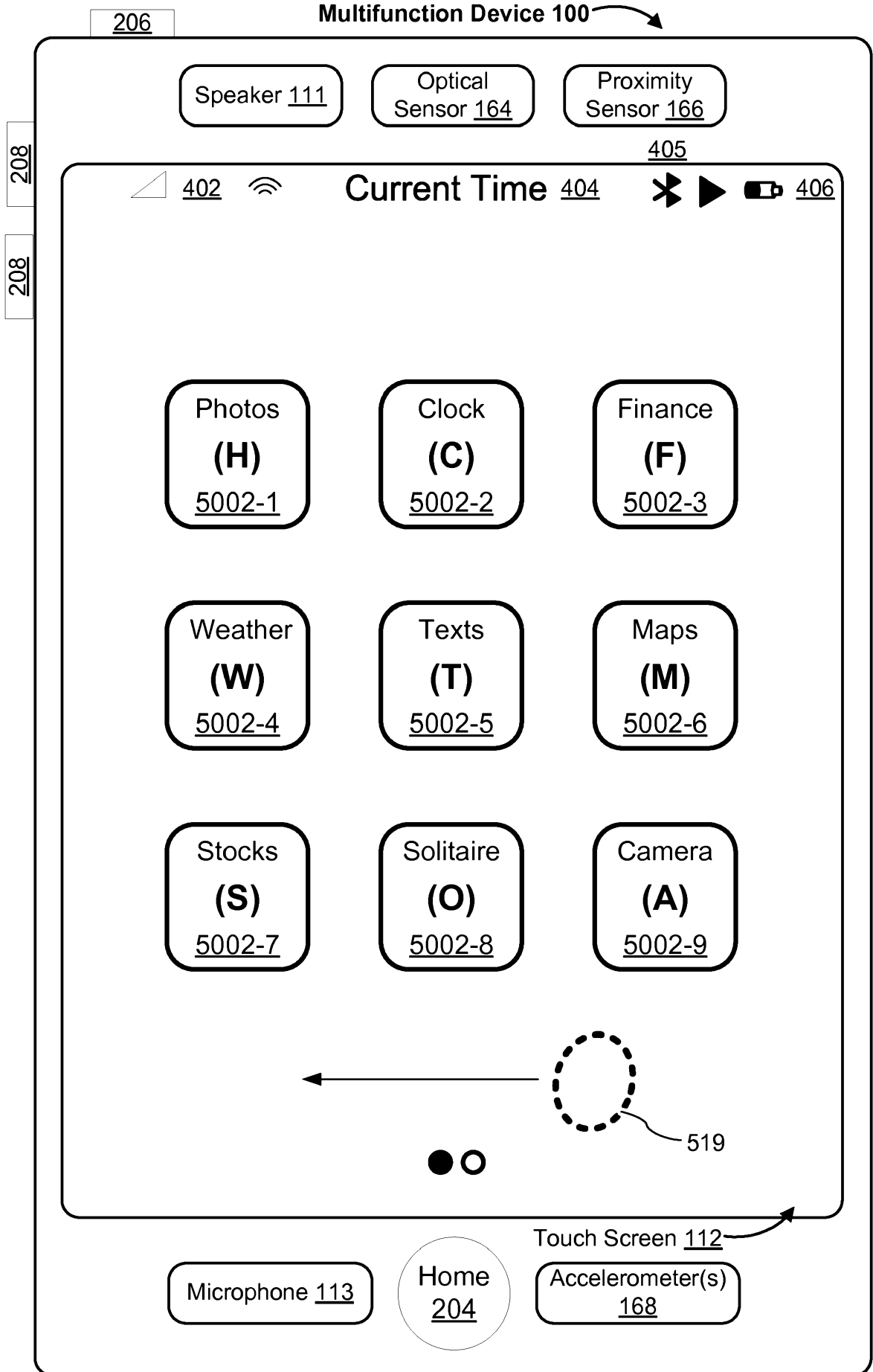


Figure 5P

2017268610 30 Nov 2017

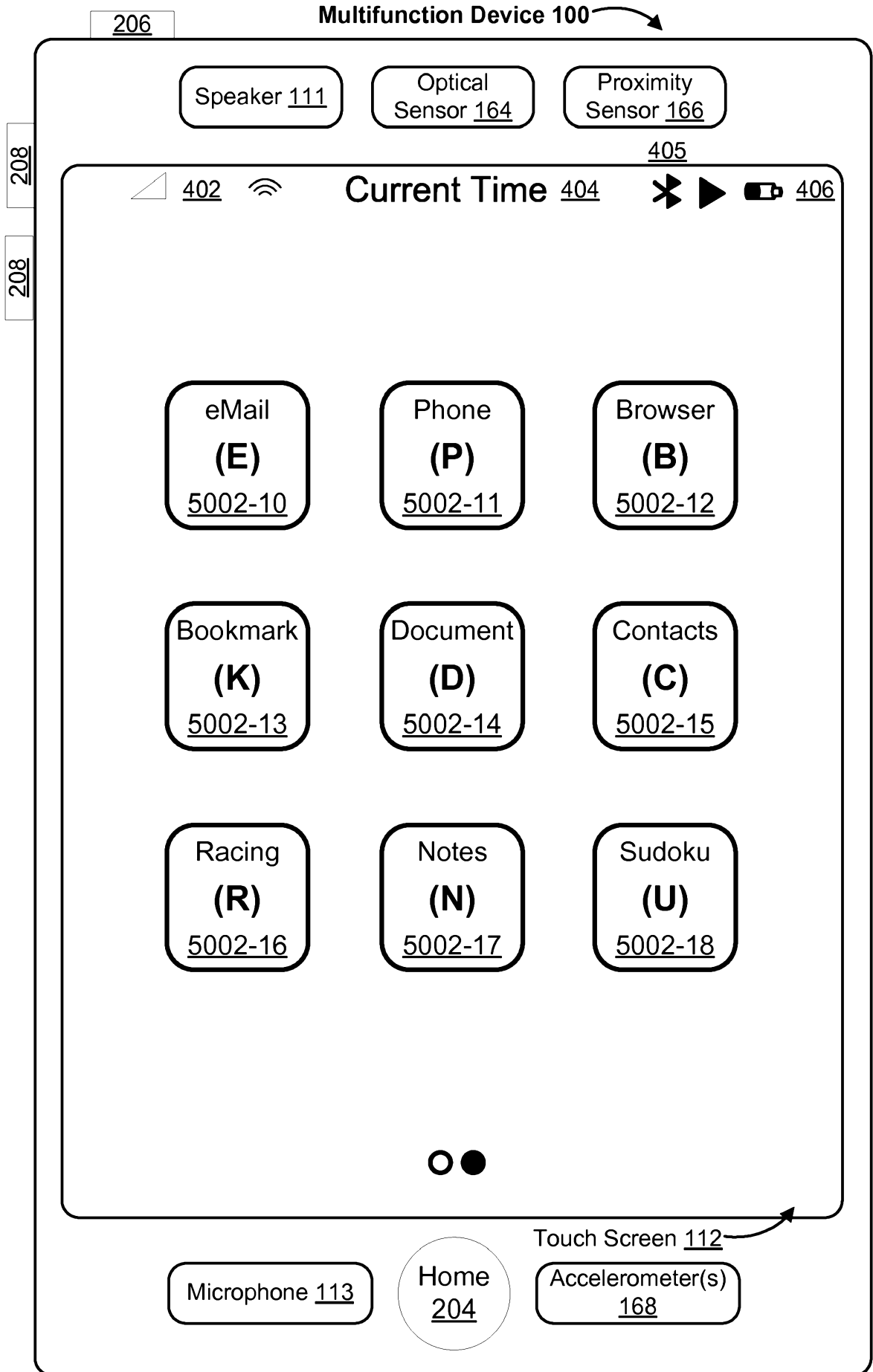


Figure 5Q

2017268610 30 Nov 2017

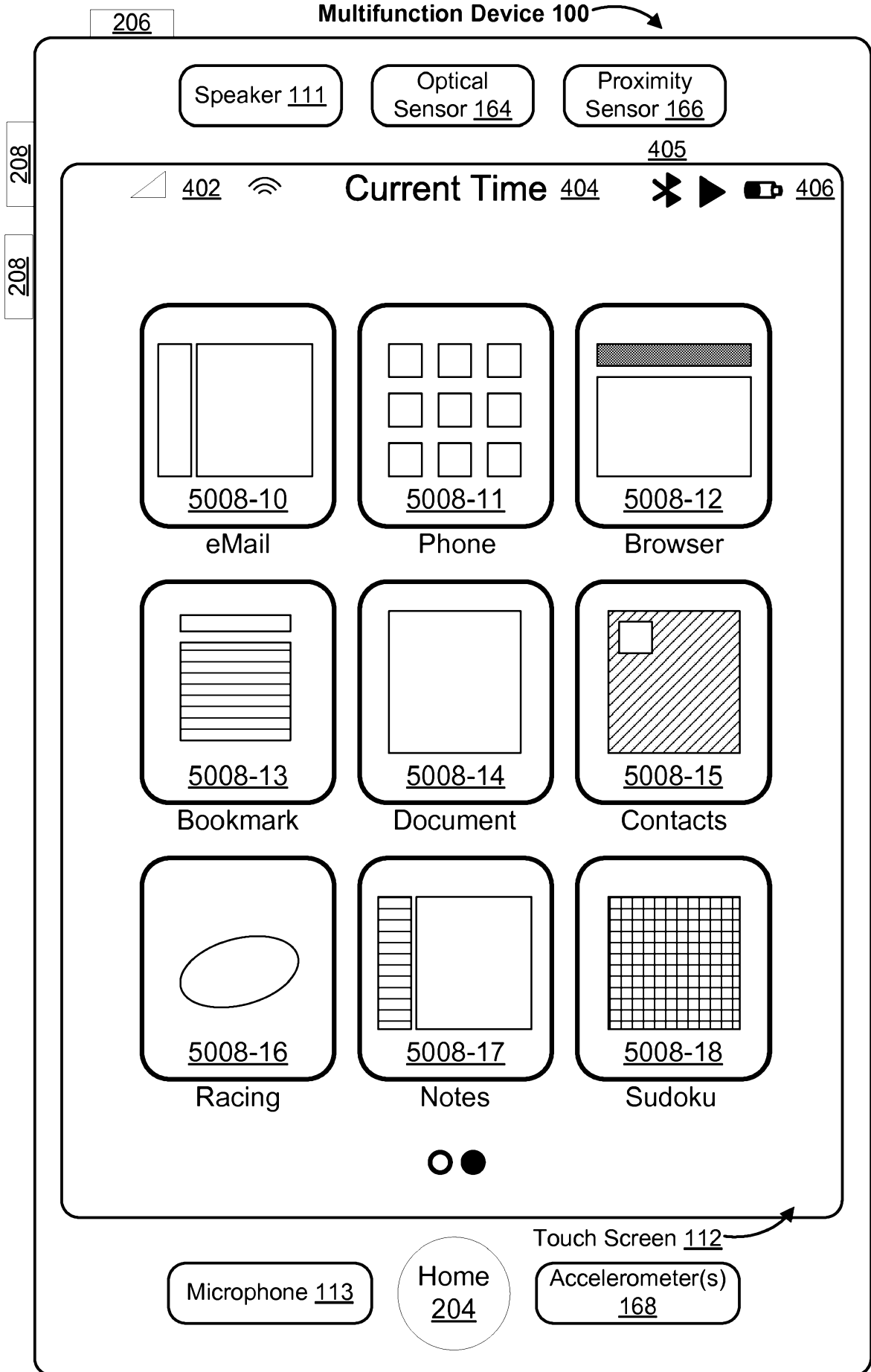


Figure 5R



2017268610 30 Nov 2017

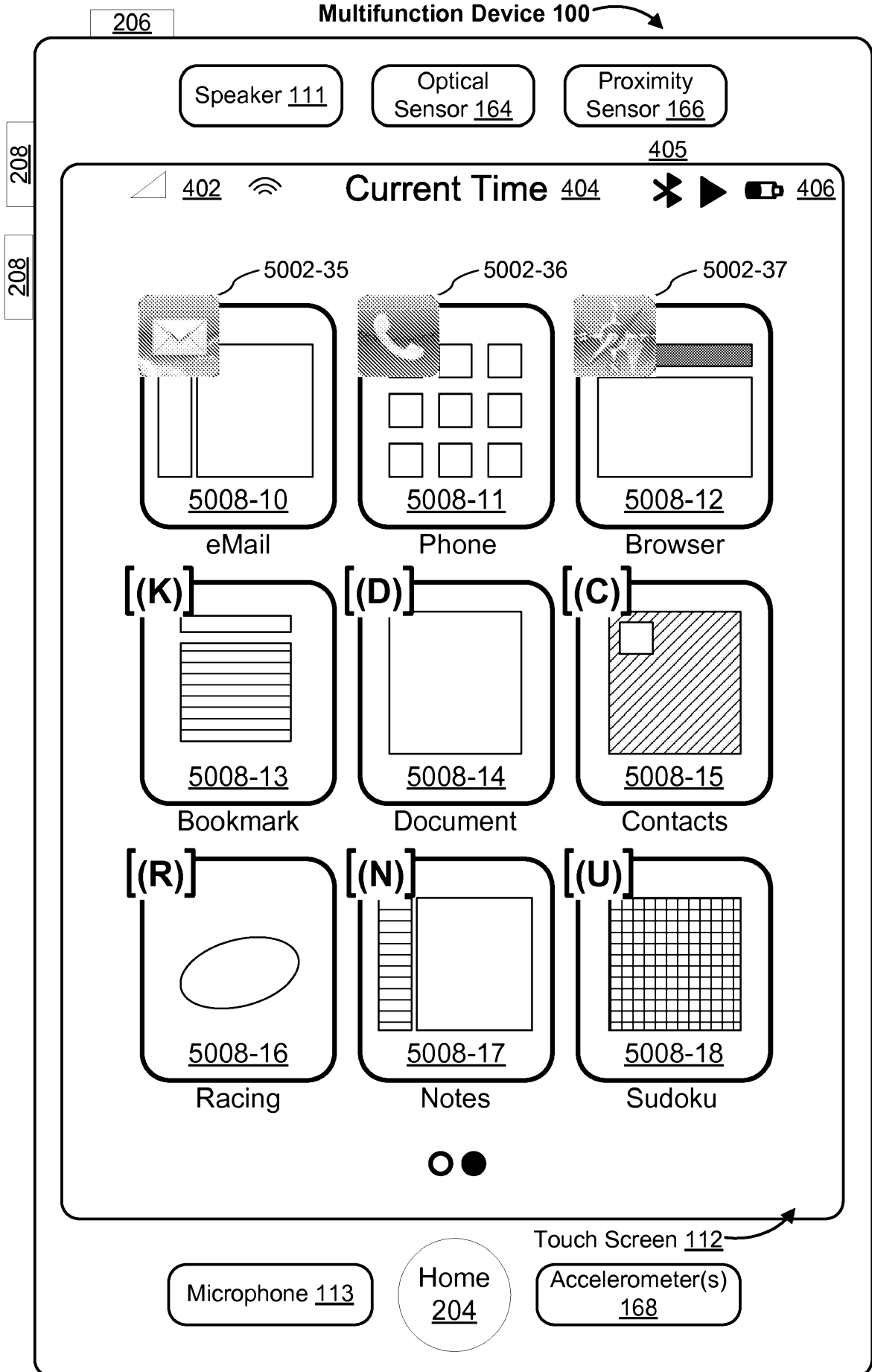


Figure 5S

2017268610 30 Nov 2017

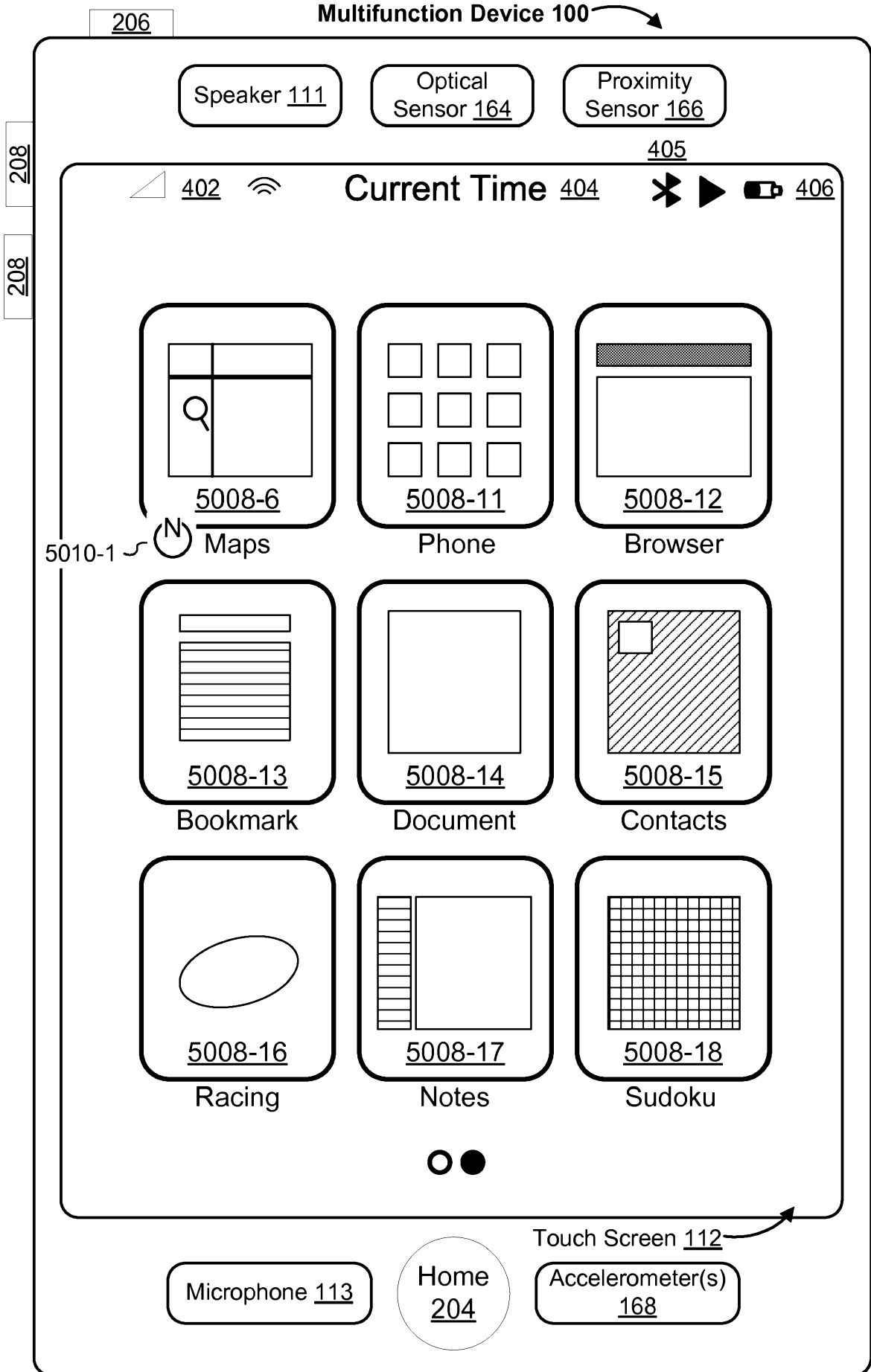


Figure 5T

2017268610 30 Nov 2017

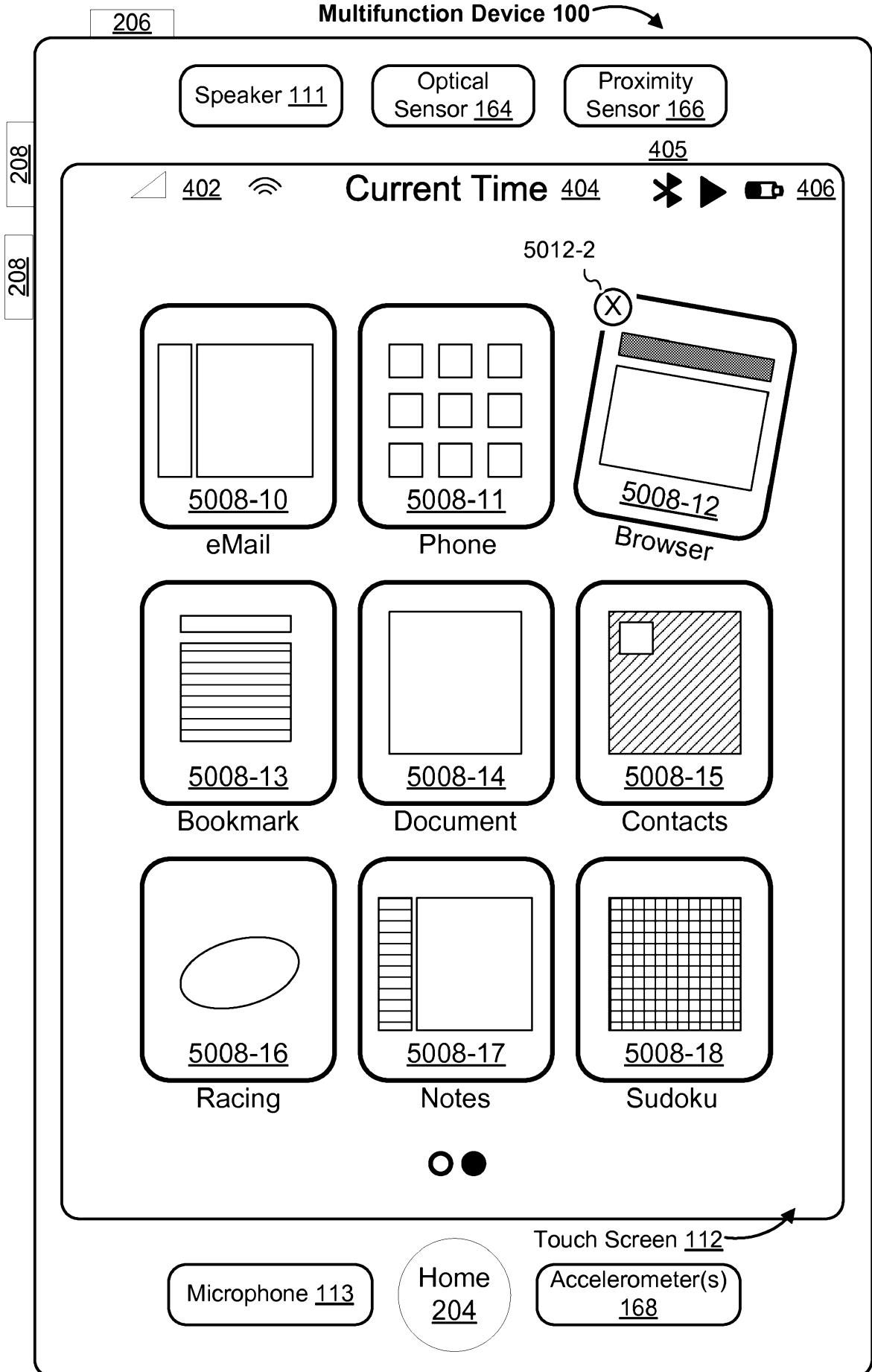


Figure 5U

2017268610 30 Nov 2017

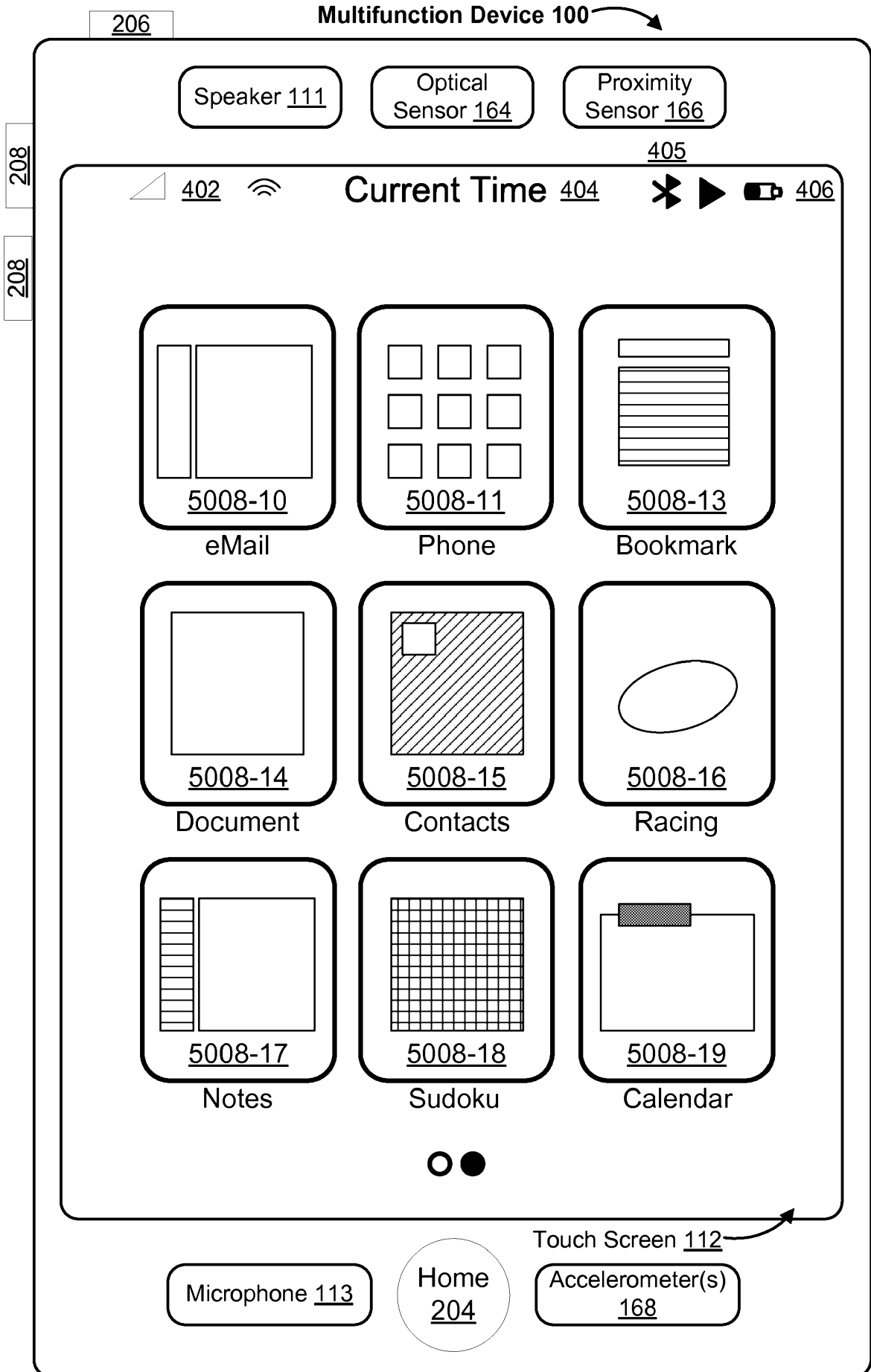


Figure 5V

2017268610 30 Nov 2017

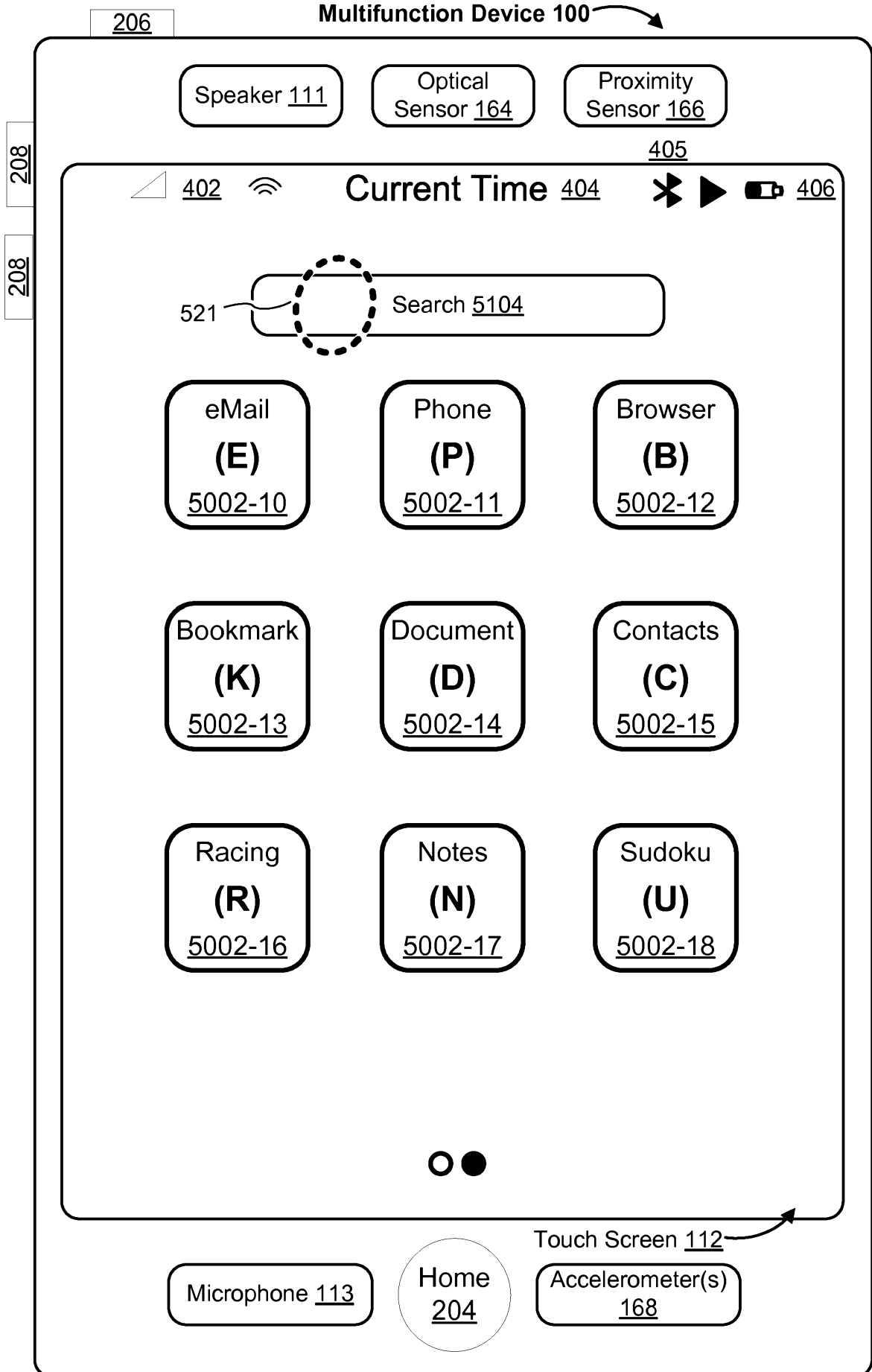


Figure 5W

2017268610 30 Nov 2017

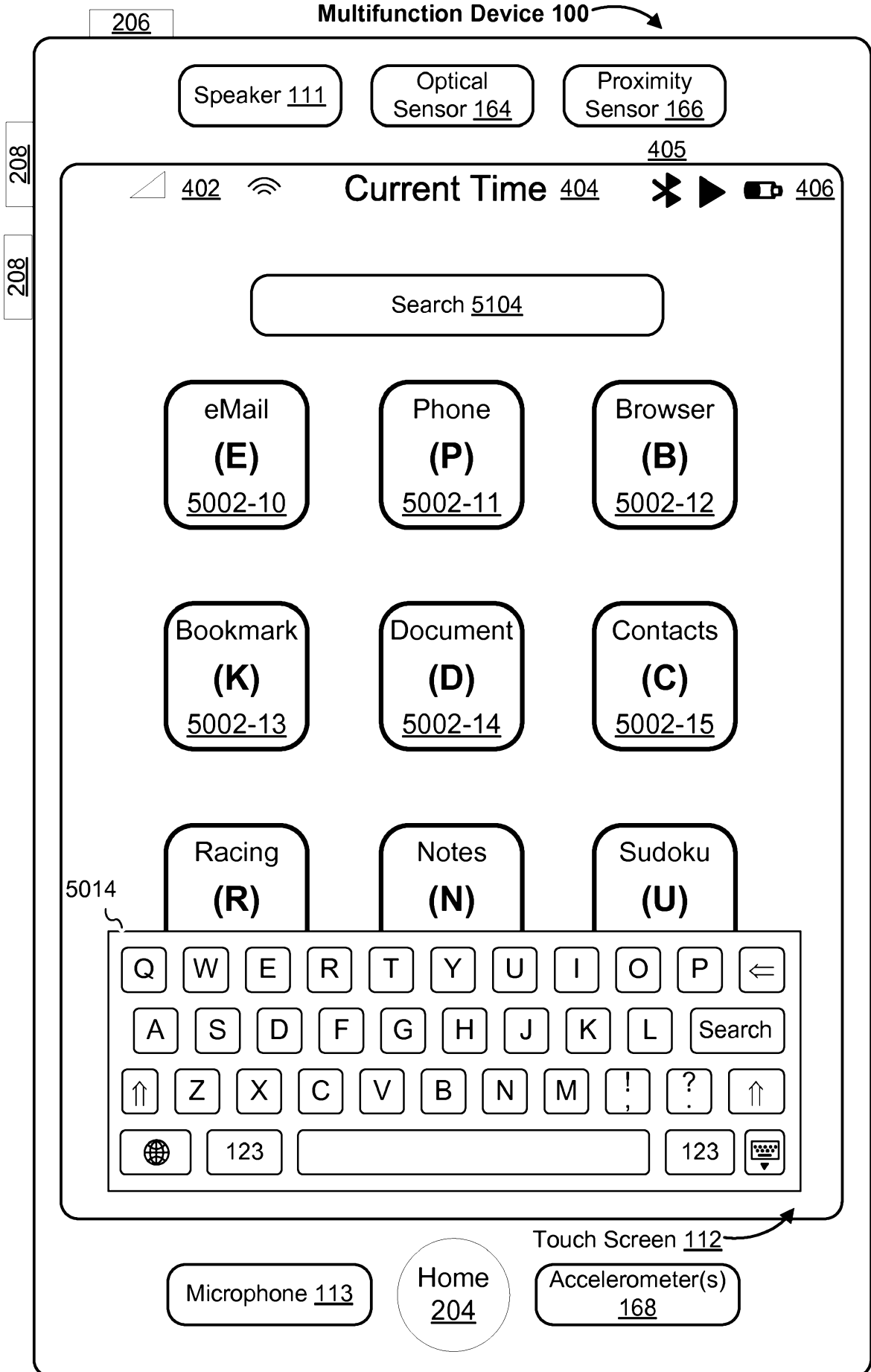


Figure 5X

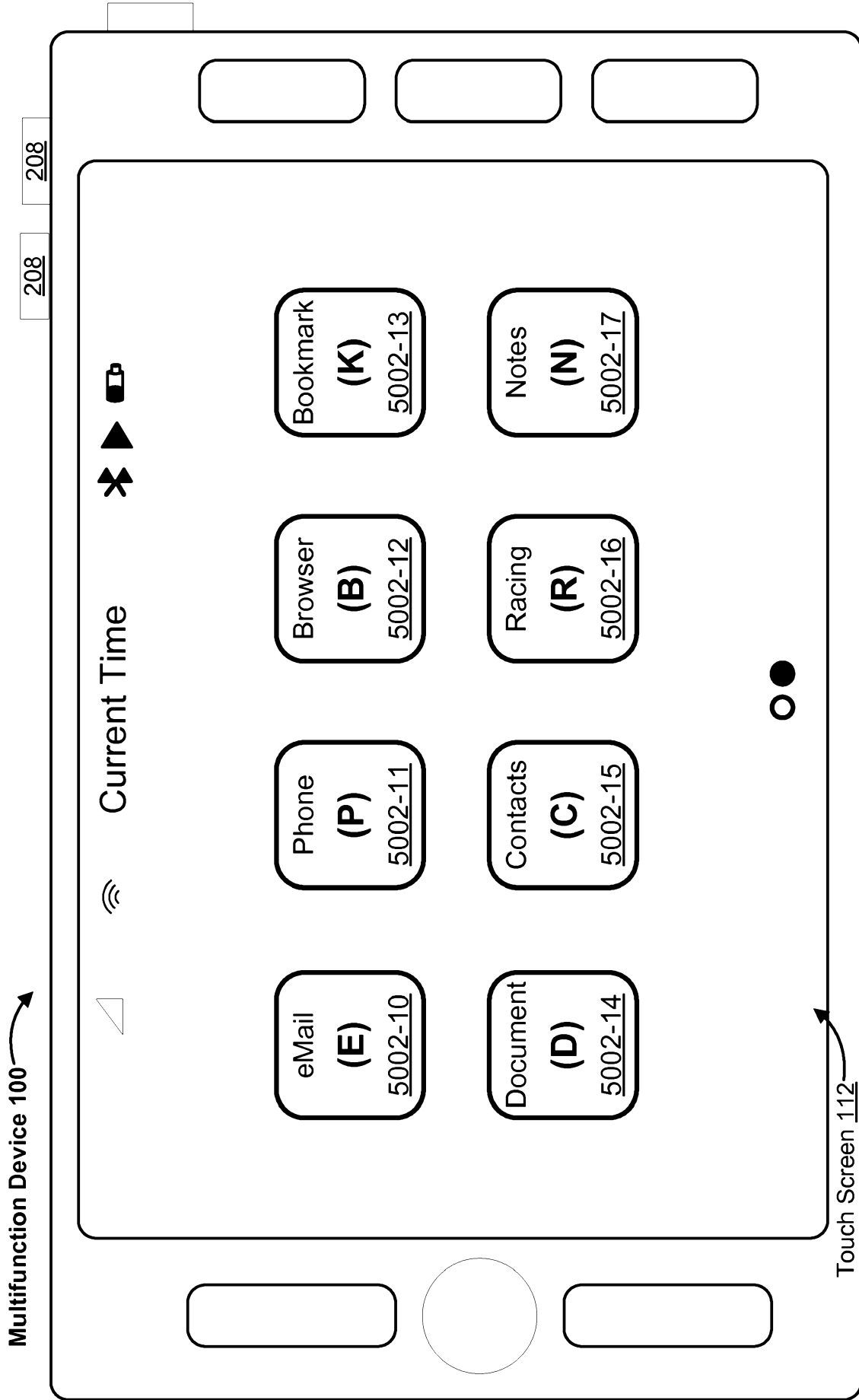


Figure 5Y

2017268610 30 Nov 2017

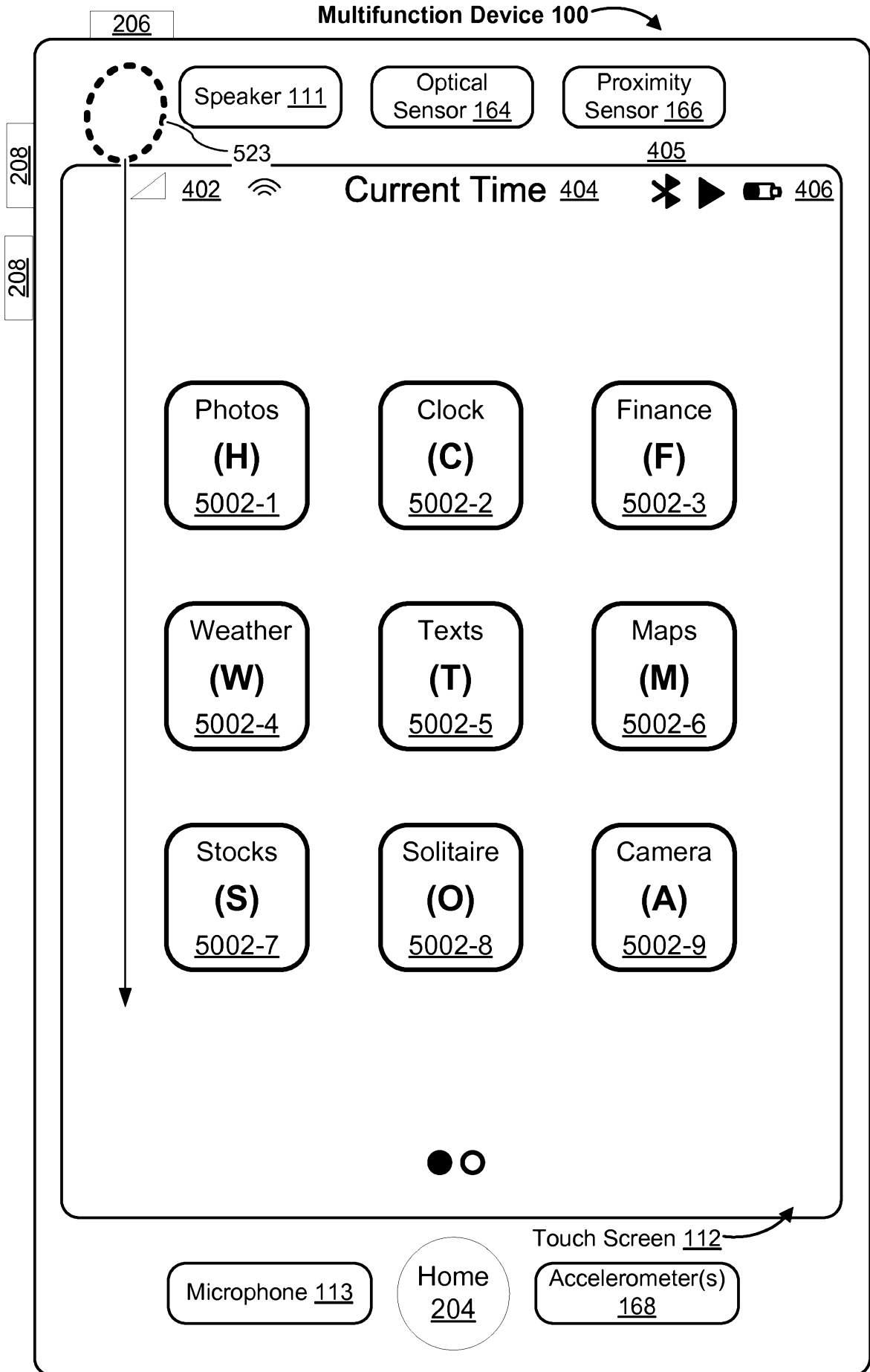


Figure 5Z



2017268610 30 Nov 2017

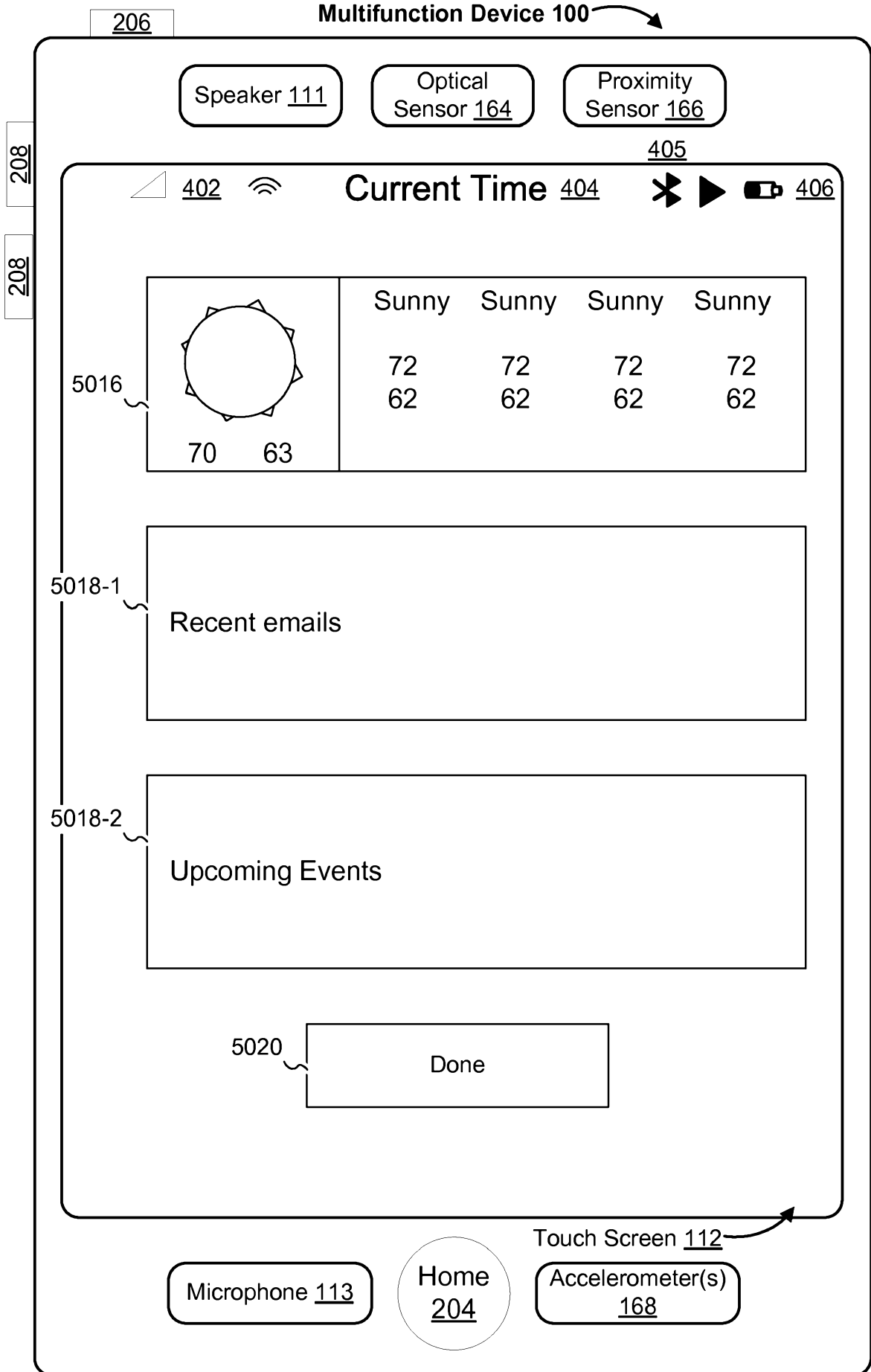


Figure 5AA

2017268610 30 Nov 2017

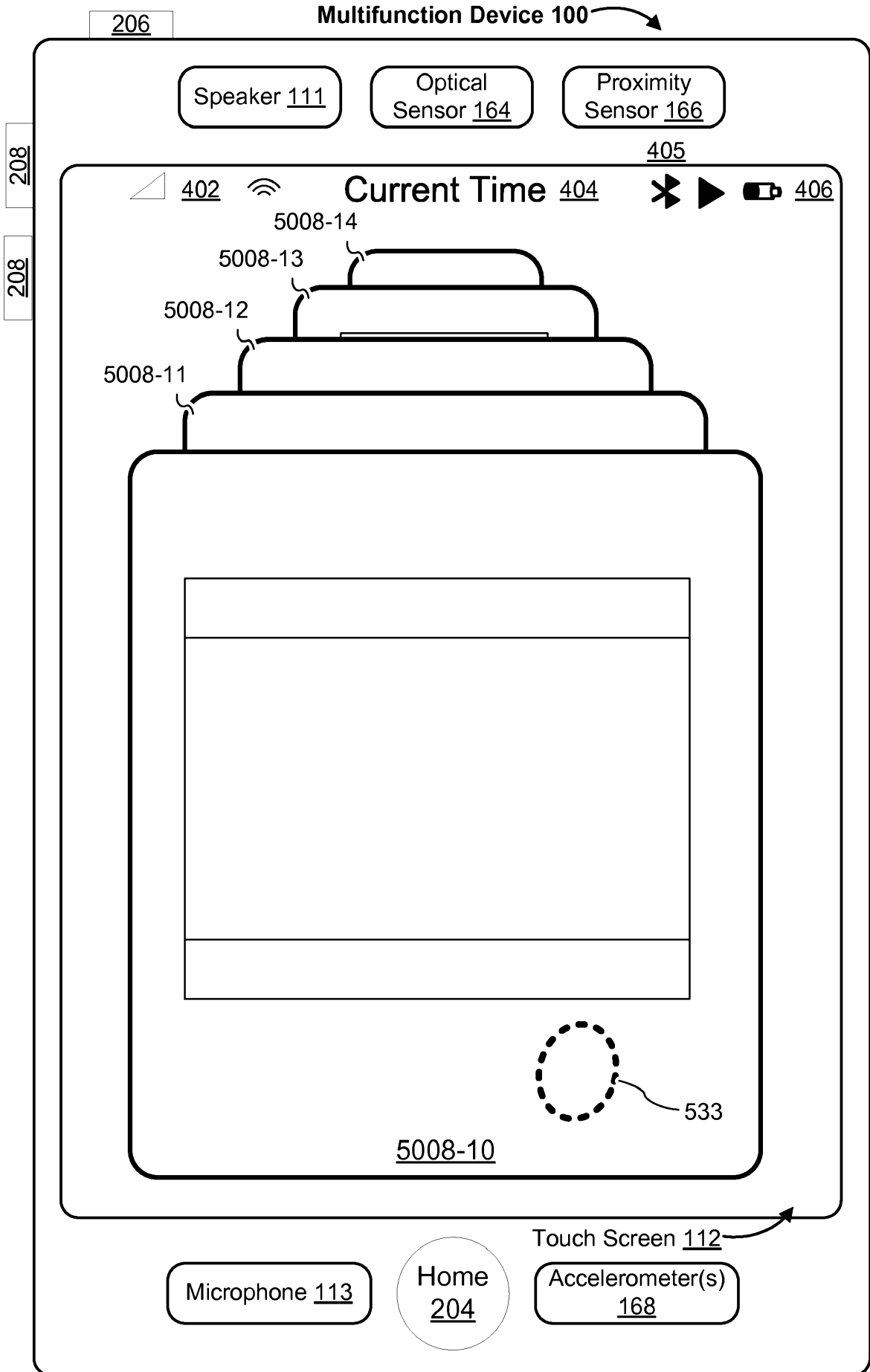


Figure 5BB

2017268610 30 Nov 2017

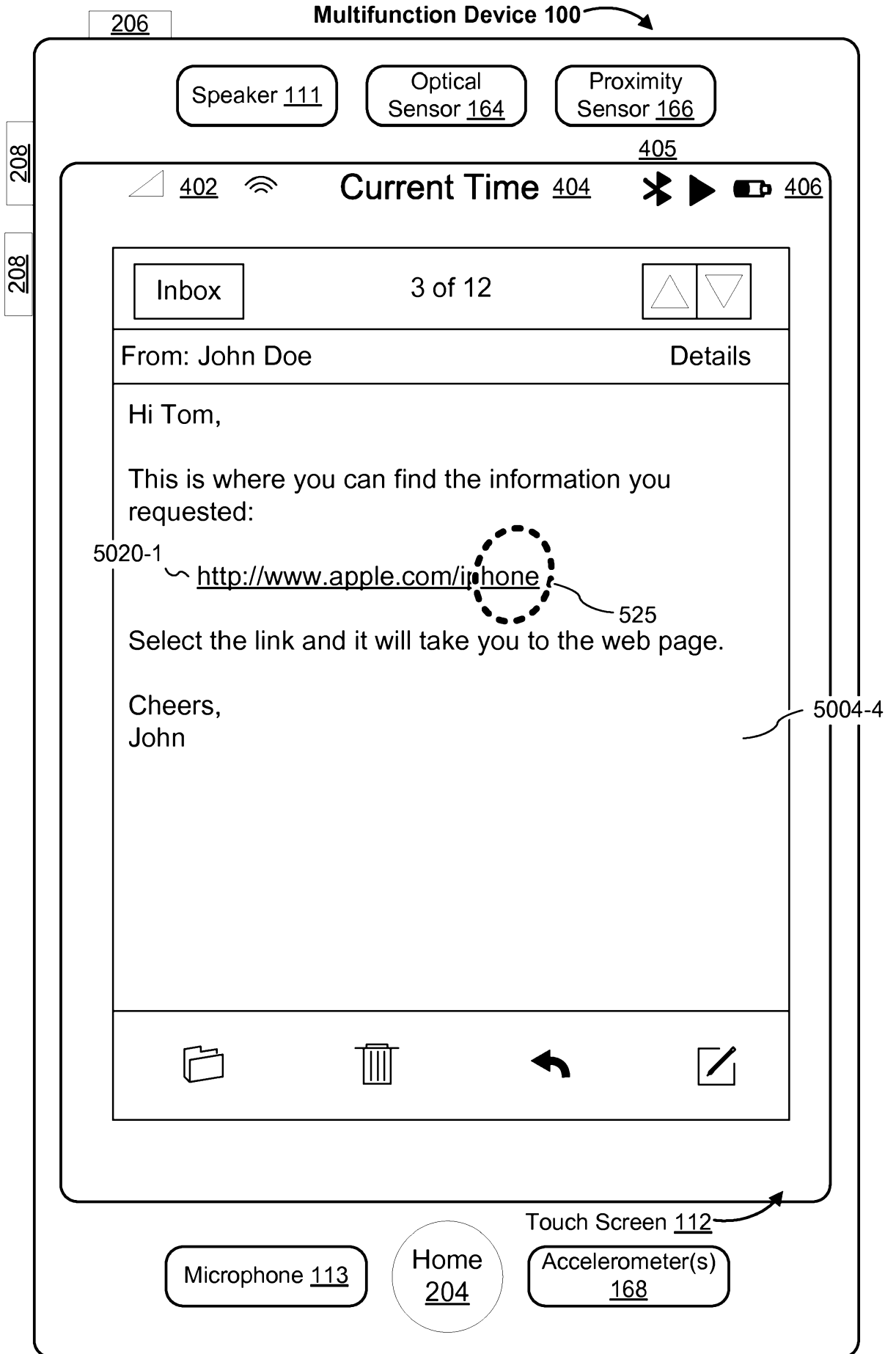


Figure 5CC

2017268610 30 Nov 2017



Figure 5DD

2017268610 30 Nov 2017

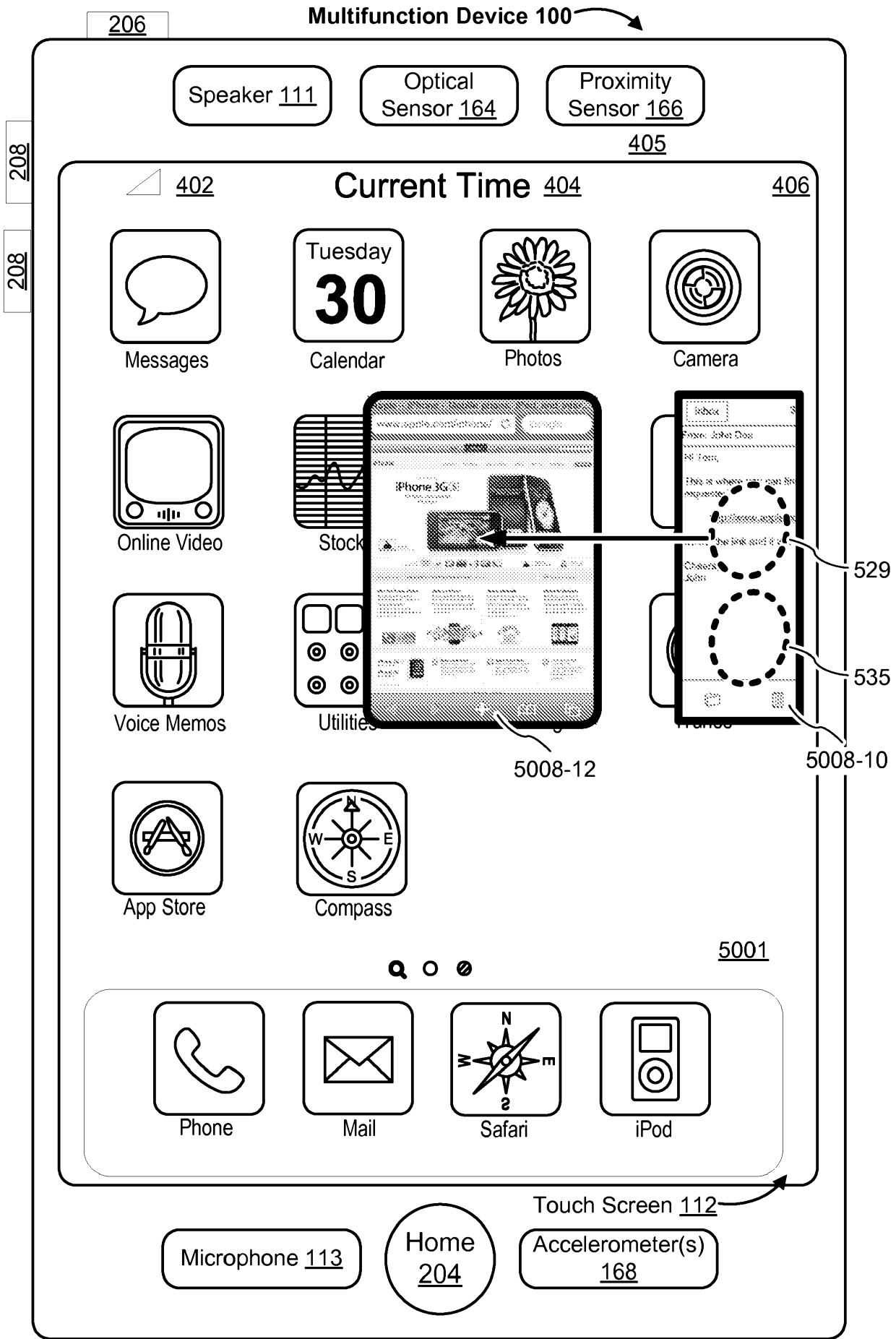


Figure 5EE

2017268610 30 Nov 2017

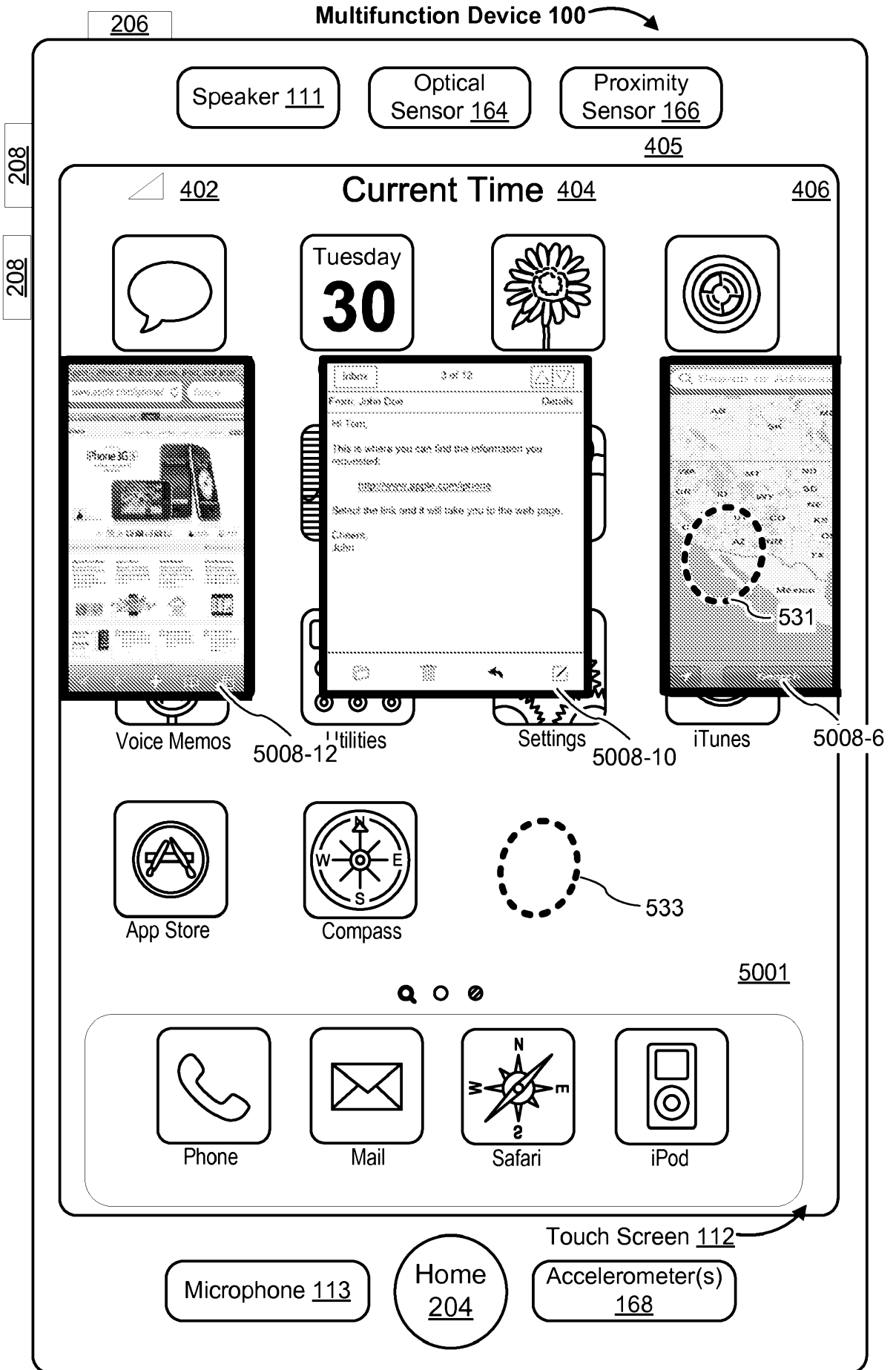


Figure 5FF

2017268610 30 Nov 2017

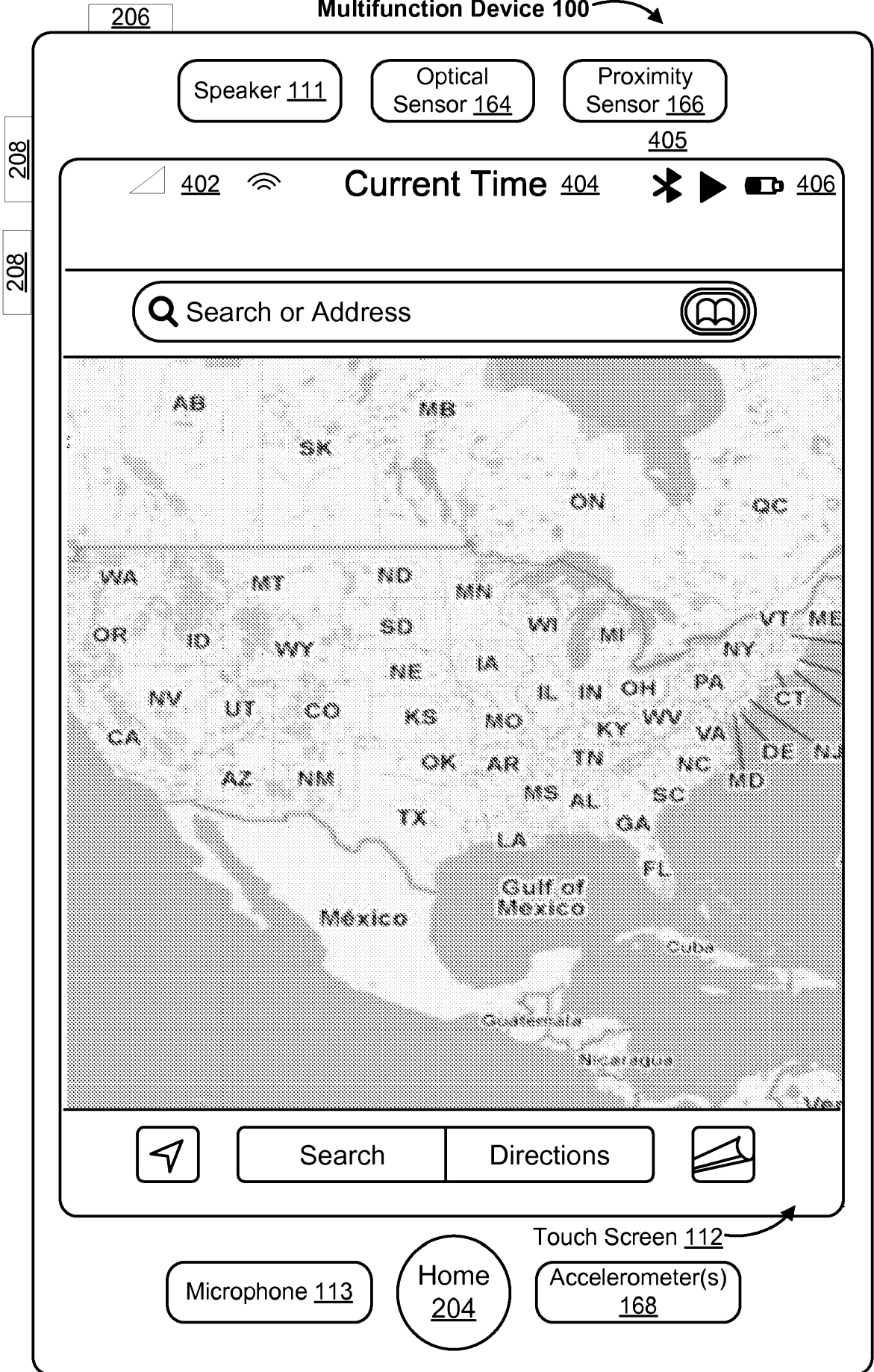


Figure 5GG

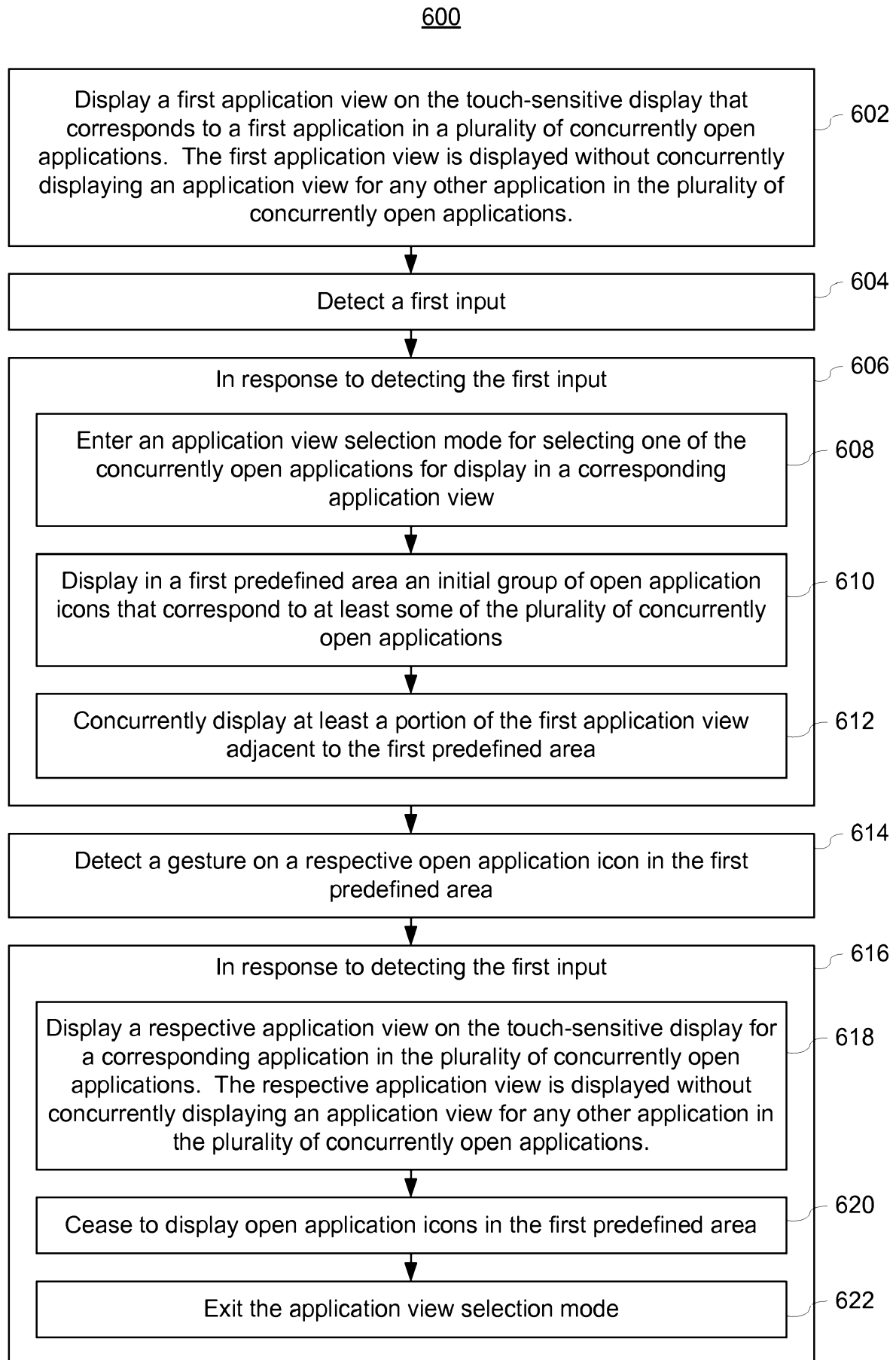
2017268610 30 Nov 2017



Figure 5HH



2017268610 30 Nov 2017



**Figure 6A**

2017268610 30 Nov 2017

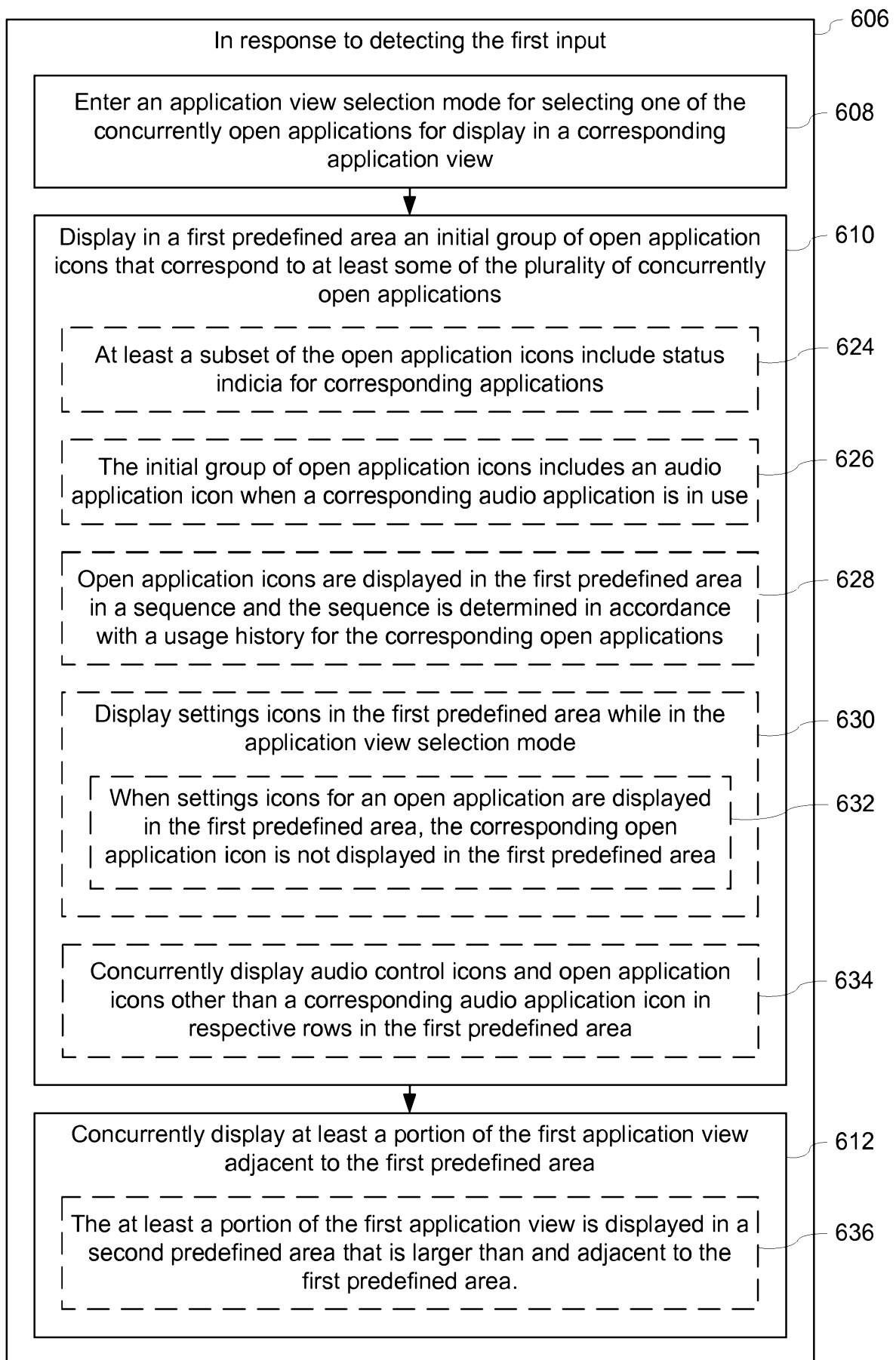


Figure 6B

2017268610 30 Nov 2017

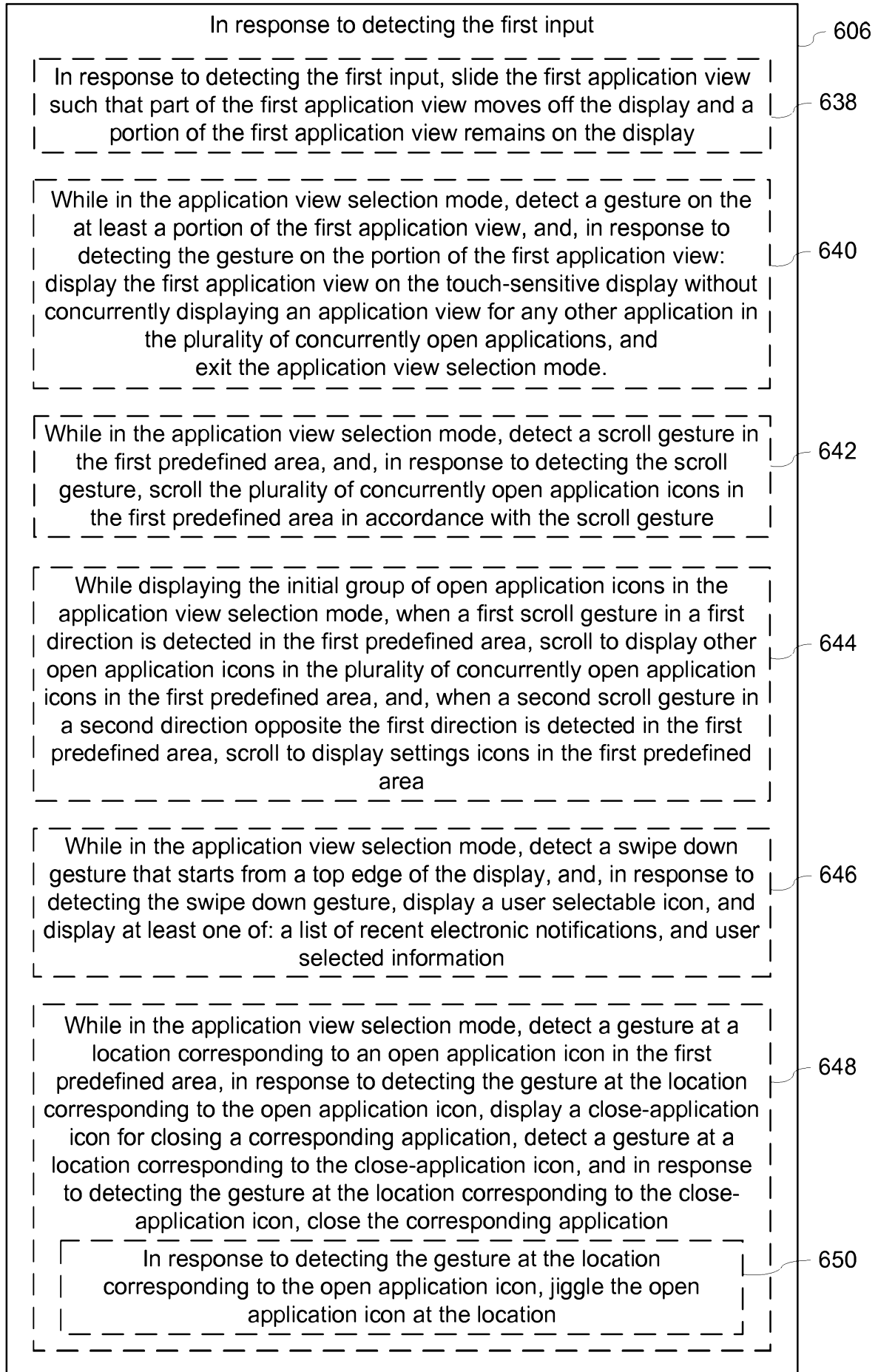


Figure 6C

2017268610 30 Nov 2017

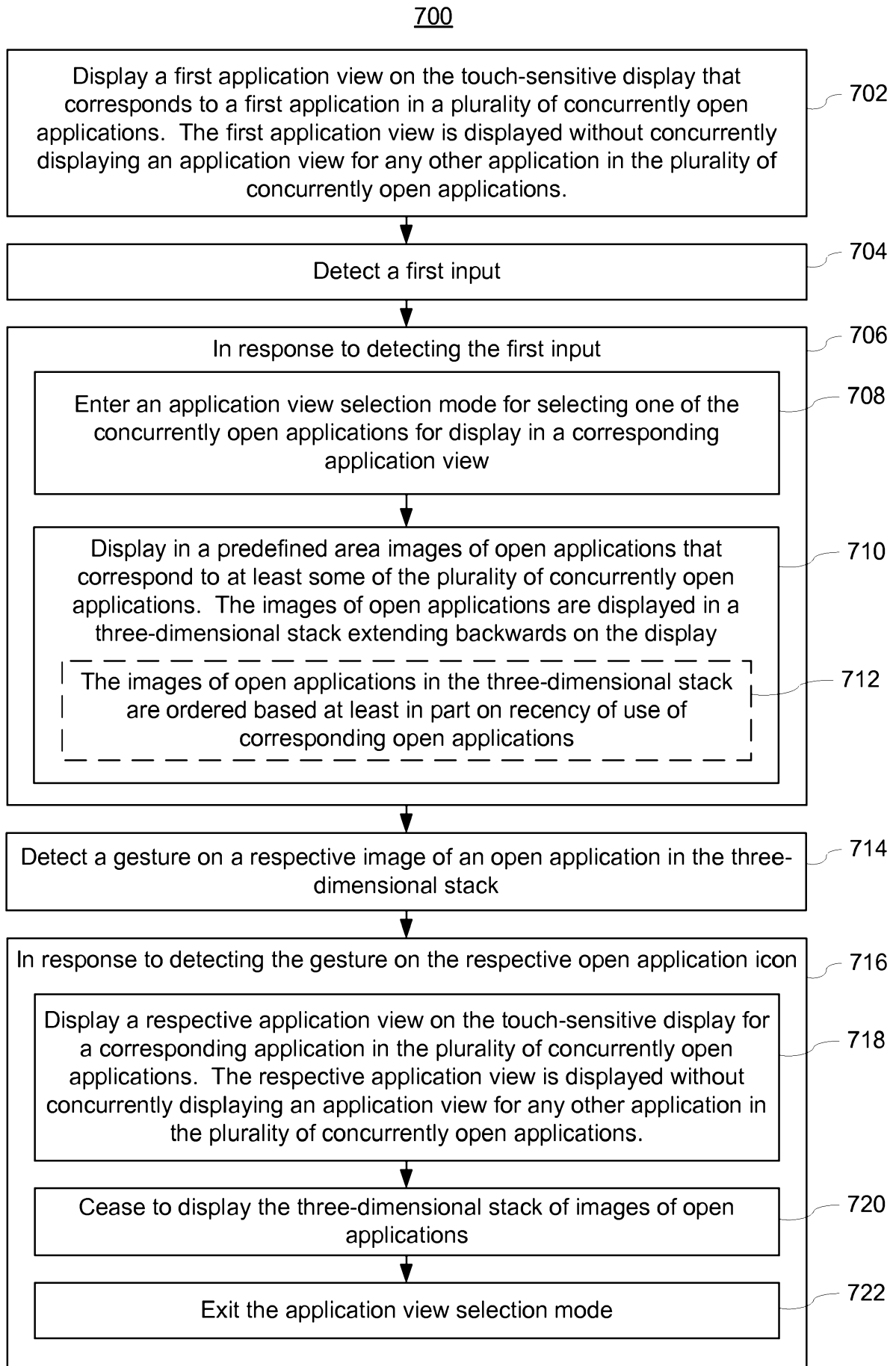
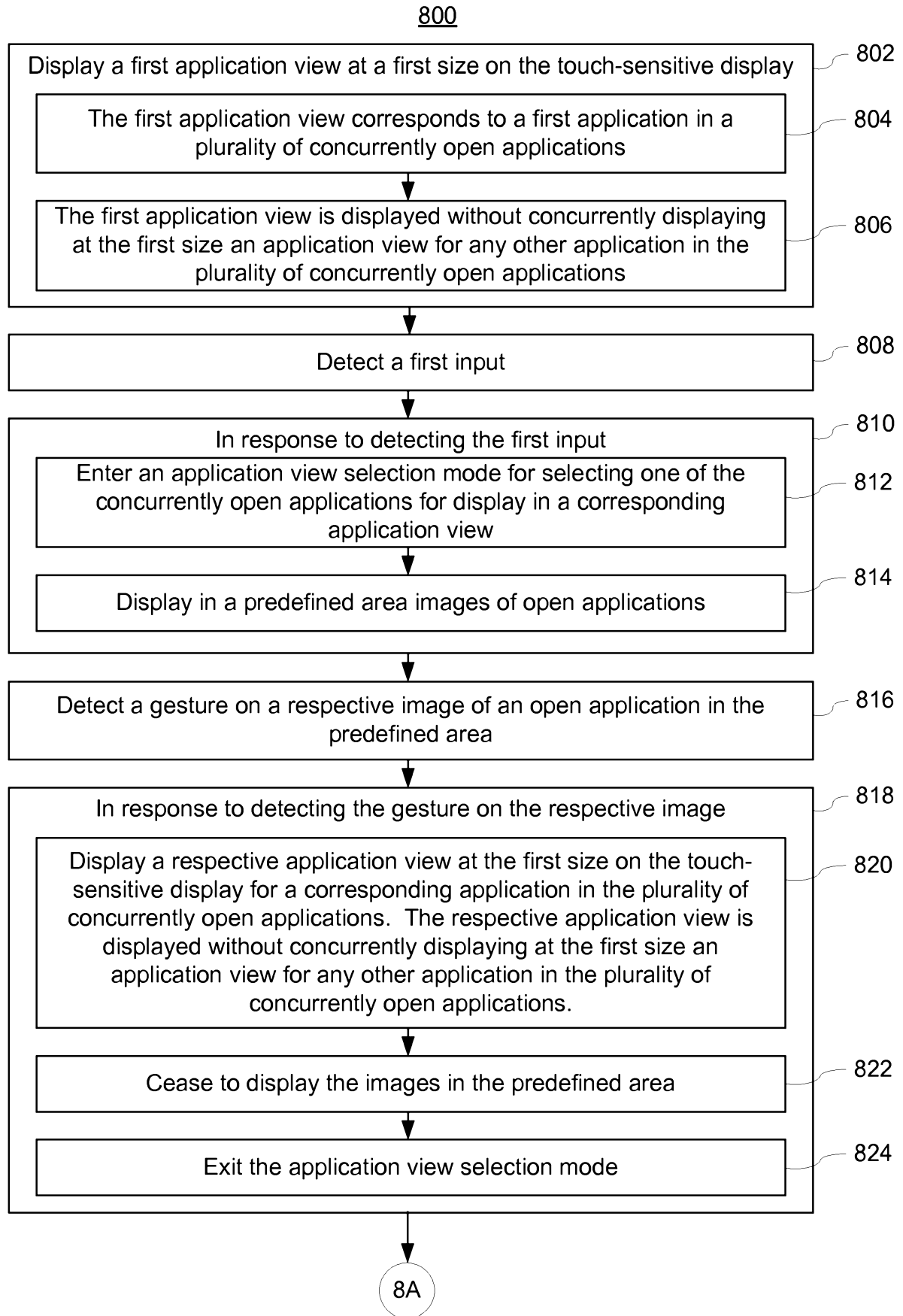


Figure 7

2017268610 30 Nov 2017



**Figure 8A**

2017268610 30 Nov 2017

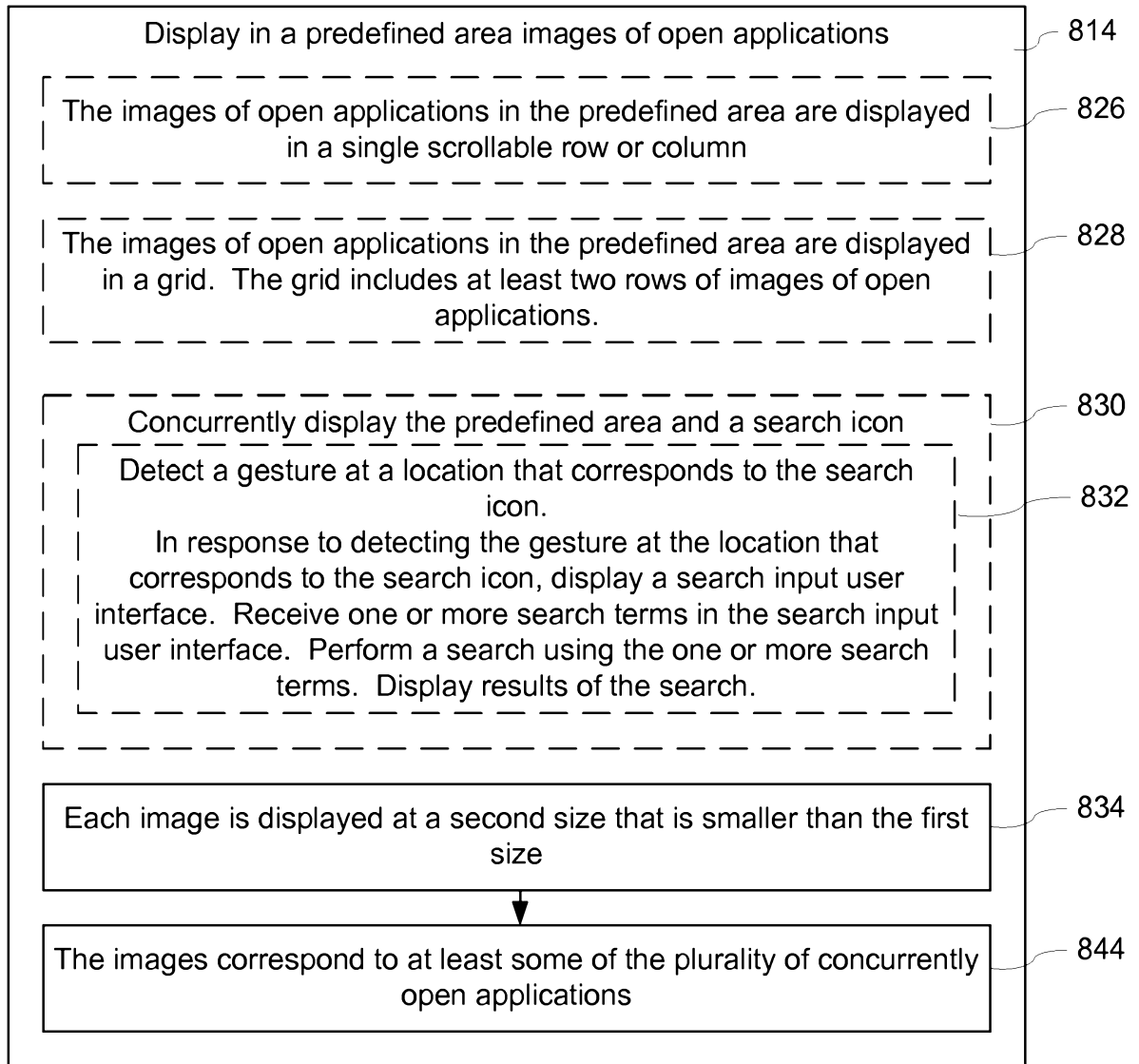


Figure 8B

2017268610 30 Nov 2017

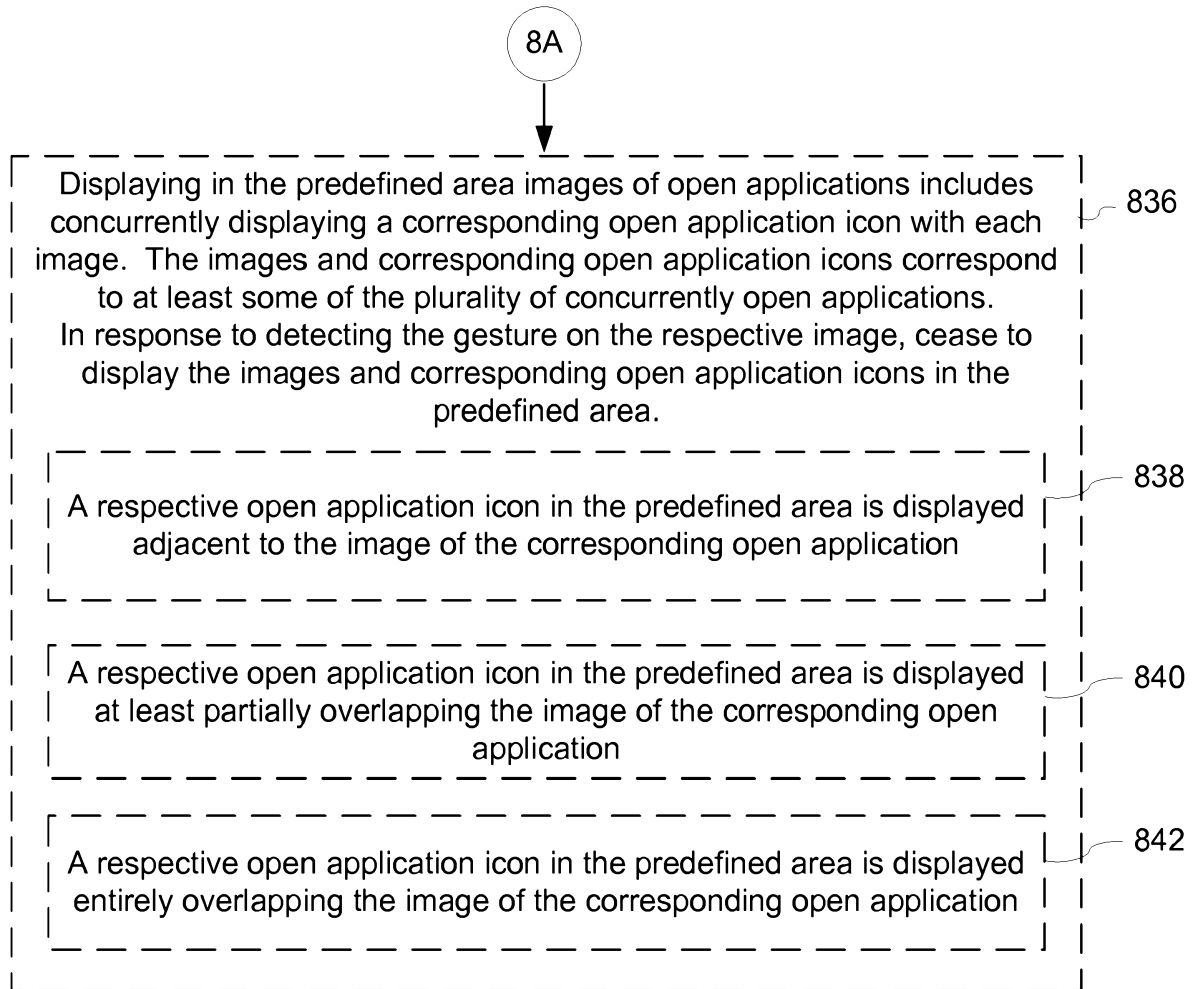
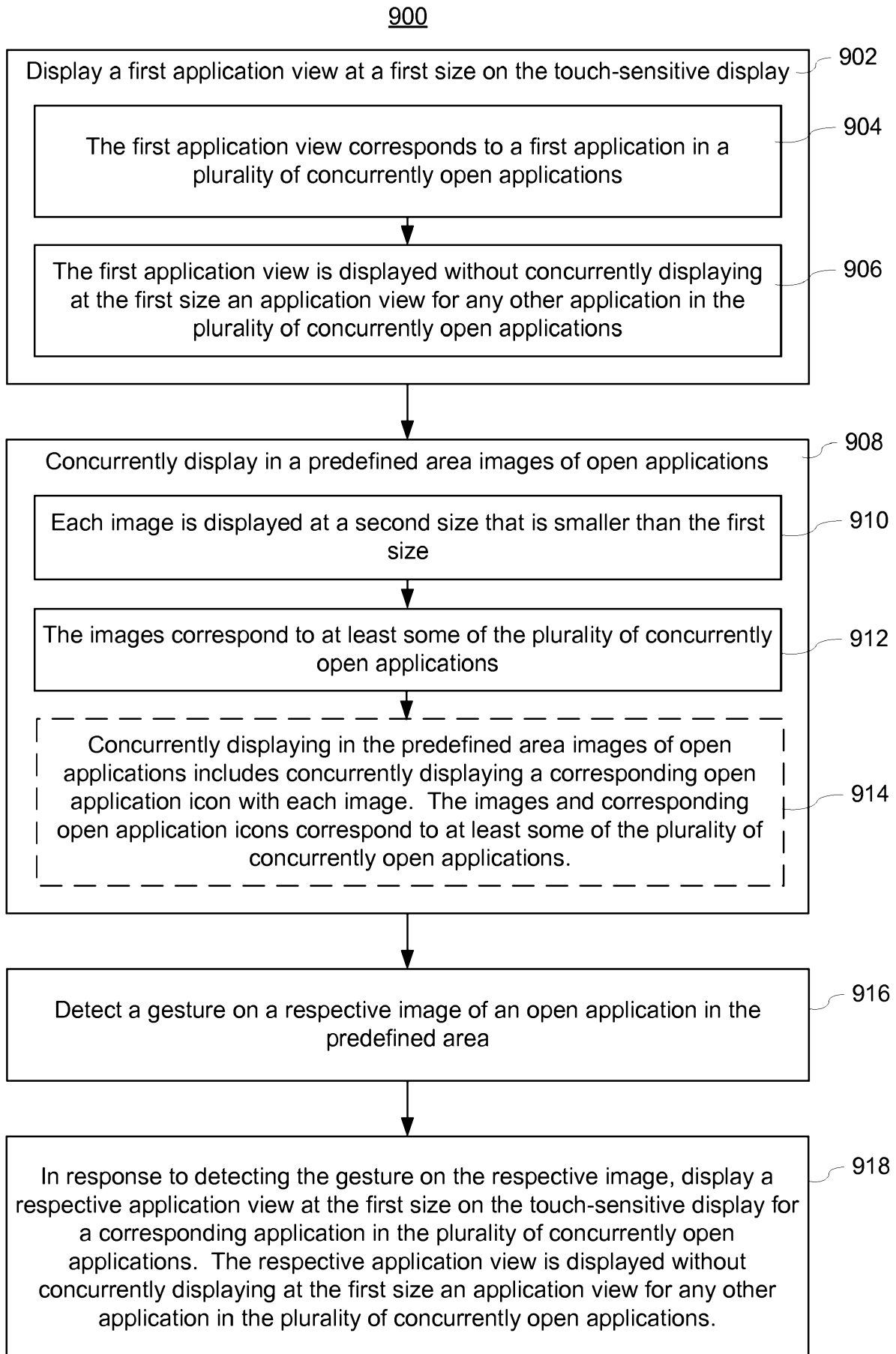


Figure 8C

2017268610 30 Nov 2017



**Figure 9**



2017268610 30 Nov 2017

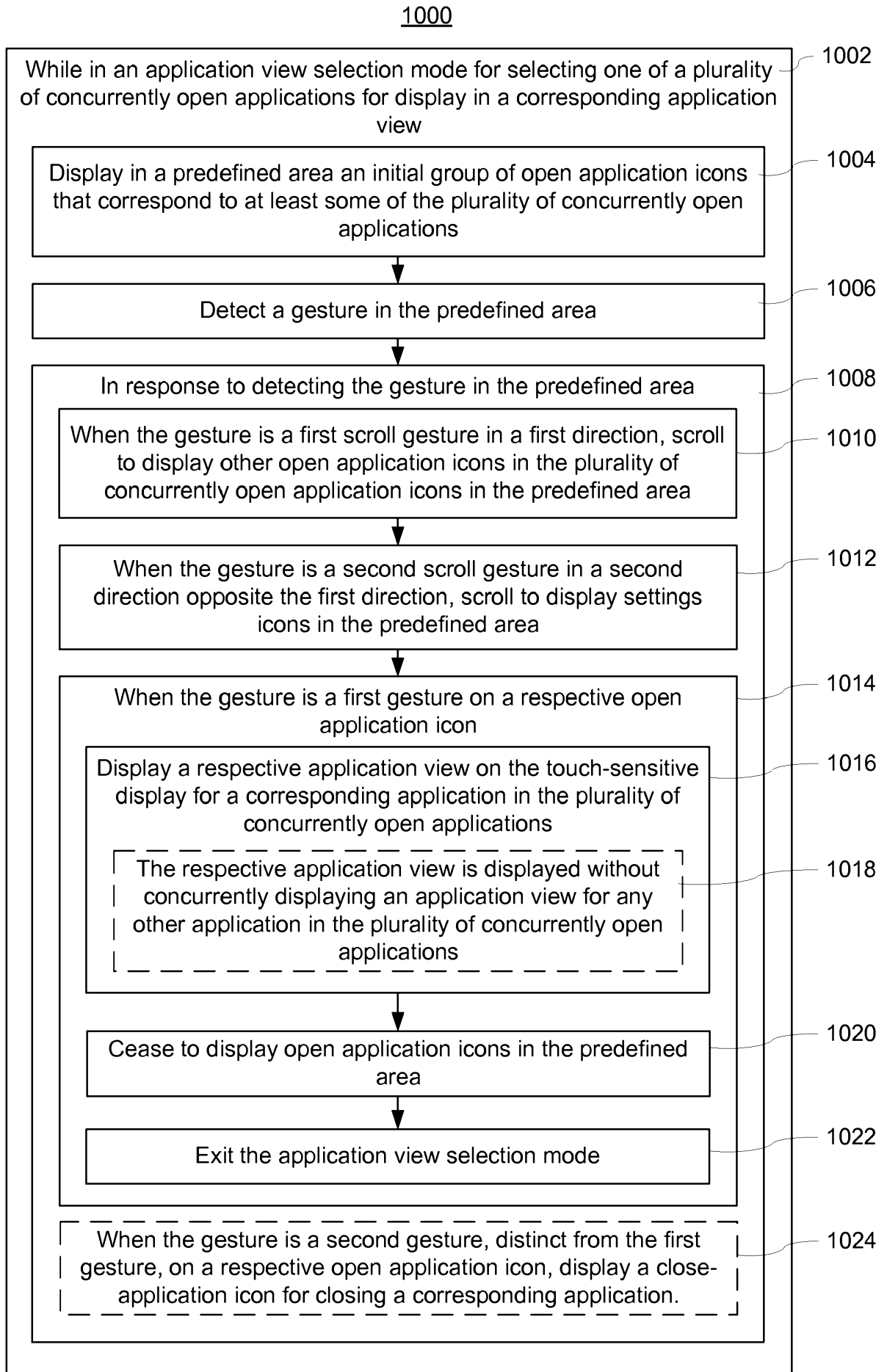
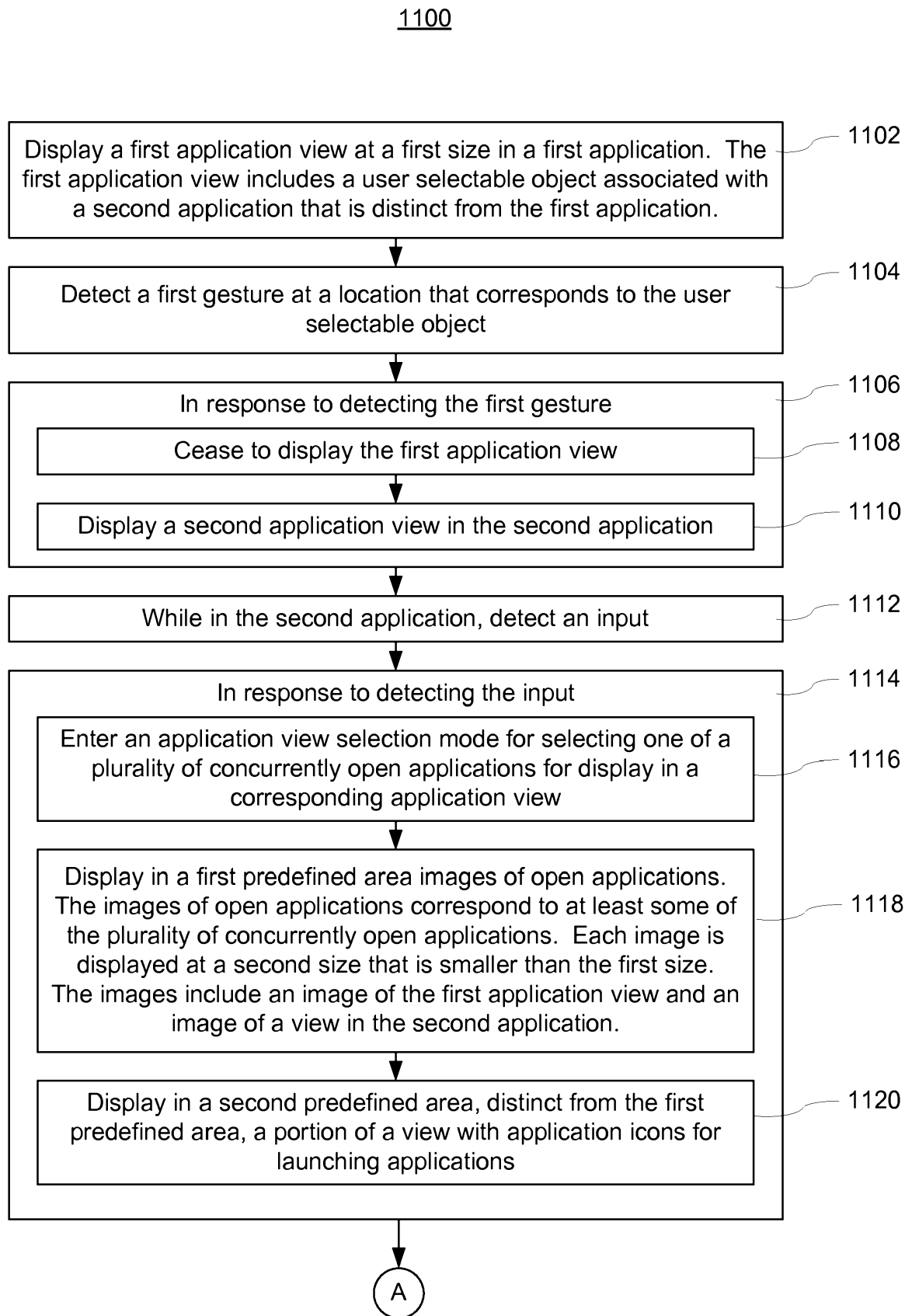


Figure 10

2017268610 30 Nov 2017



**Figure 11A**

2017268610 30 Nov 2017

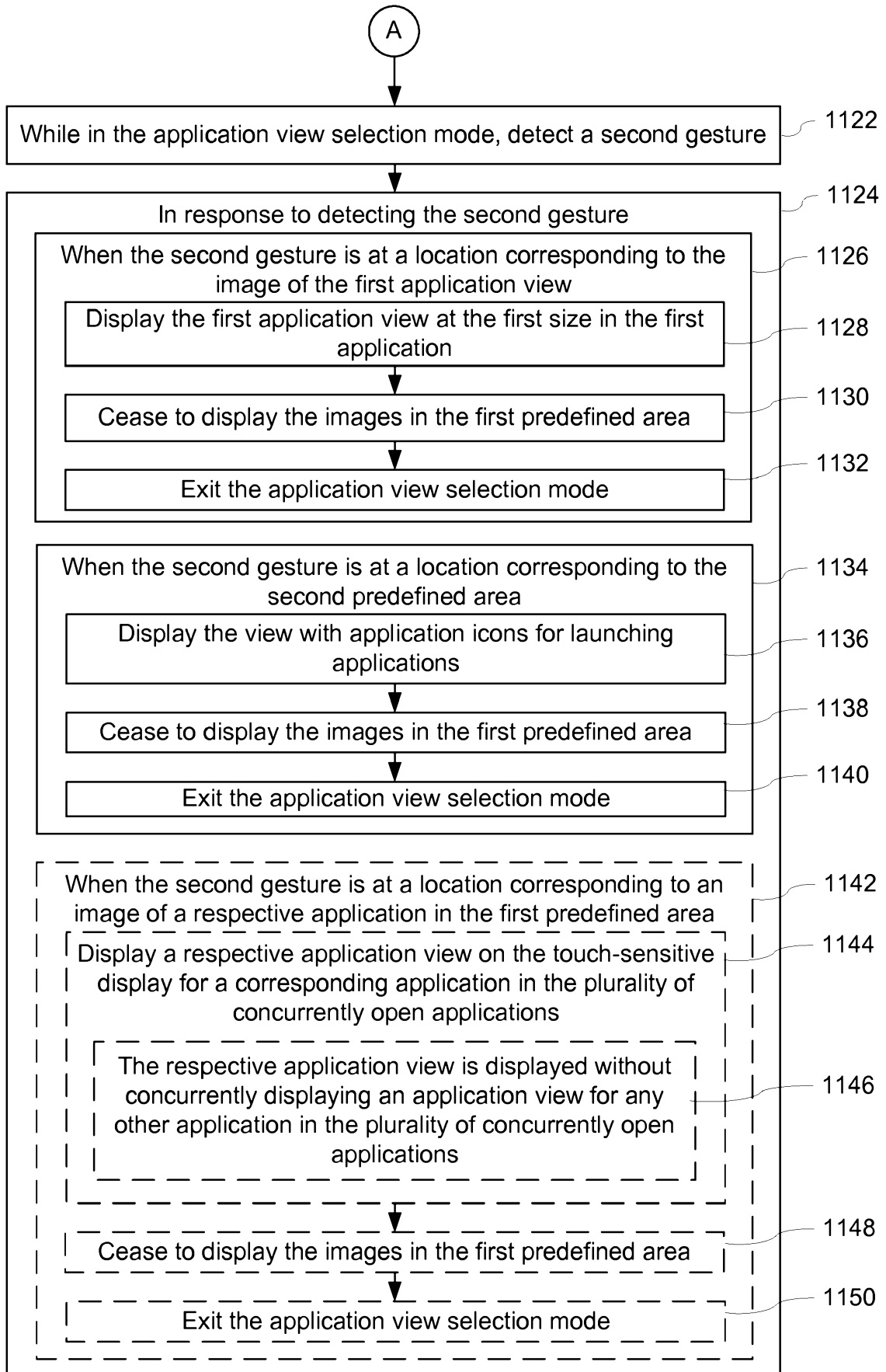


Figure 11B