



US00D604269S

(12) **United States Design Patent**  
**Choe**

(10) **Patent No.:** **US D604,269 S**

(45) **Date of Patent:** **\*\* Nov. 17, 2009**

(54) **STEREO HEADSET**

(76) Inventor: **Nina Choe**, 939 W. College St. #209,  
Los Angeles, CA (US) 90012

(\*\*) Term: **14 Years**

(21) Appl. No.: **29/332,172**

(22) Filed: **Feb. 10, 2009**

(51) **LOC (9) Cl.** ..... **14-01**

(52) **U.S. Cl.** ..... **D14/205**

(58) **Field of Classification Search** ..... D14/205,  
D14/206, 223, 192, 203.5; 379/430, 433.11,  
379/433.13; 181/129-130; 381/380, 381,  
381/386, 151, 331; D29/112; 2/209; 455/575.2  
See application file for complete search history.

(56) **References Cited**

U.S. PATENT DOCUMENTS

3,211,160	A	*	10/1965	Miller	.....	132/275
D268,675	S	*	4/1983	Hass	.....	D14/192
4,554,993	A	*	11/1985	Houng	.....	181/130
D284,080	S	*	6/1986	Swezey et al.	.....	D14/192
D318,669	S	*	7/1991	Nakayama	.....	D14/205
D386,181	S	*	11/1997	Fisher	.....	D14/205
D394,062	S	*	5/1998	Chun	.....	D14/192
6,056,082	A	*	5/2000	Lindgren et al.	.....	181/130
6,123,168	A	*	9/2000	Berg et al.	.....	181/129
D457,515	S	*	5/2002	Masamitsu et al.	.....	D14/223
D458,244	S	*	6/2002	Masuda	.....	D14/205
D458,245	S	*	6/2002	Masuda	.....	D14/205
D471,176	S	*	3/2003	Suzuki	.....	D14/205
6,603,863	B1	*	8/2003	Nagayoshi	.....	381/380
6,741,719	B1	*	5/2004	Orten	.....	381/380
D492,941	S	*	7/2004	Komiyama	.....	D14/205

D502,463	S	*	3/2005	Bhakta	.....	D14/205
D516,540	S	*	3/2006	Beauchemin et al.	.....	D14/192
D538,269	S	*	3/2007	Tragatschnig	.....	D14/223
D540,301	S	*	4/2007	Obata	.....	D14/205
D557,685	S	*	12/2007	Lee	.....	D14/205
D579,606	S	*	10/2008	Scholl et al.	.....	D28/41
D587,679	S	*	3/2009	Komiyama	.....	D14/205
D587,680	S	*	3/2009	Komiyama	.....	D14/205
D590,810	S	*	4/2009	Komiyama	.....	D14/205

\* cited by examiner

*Primary Examiner*—Paula Greene

(57) **CLAIM**

The ornamental design for a stereo headset, as shown and described.

**DESCRIPTION**

FIG. 1 is a perspective view of a stereo headset showing my new design;

FIG. 2 is a perspective view with an earpiece extended thereof, the opposite perspective view is a mirror image;

FIG. 3 is a side view of the stereo headset in relation to a human head thereof;

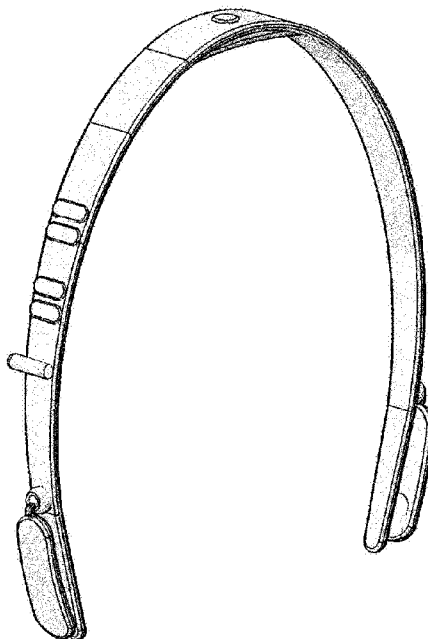
FIG. 4 is a front elevational view thereof, the rear is a mirror image;

FIG. 5 is a side elevational view thereof; and,

FIG. 6 is a side elevational view with the earpiece extended thereof, the opposite extended earpiece is a mirror image.

The broken lines showing in FIG. 3 is for illustrative purposes only and forms no part of the claimed design or a specified embodiment thereof.

**1 Claim, 5 Drawing Sheets**



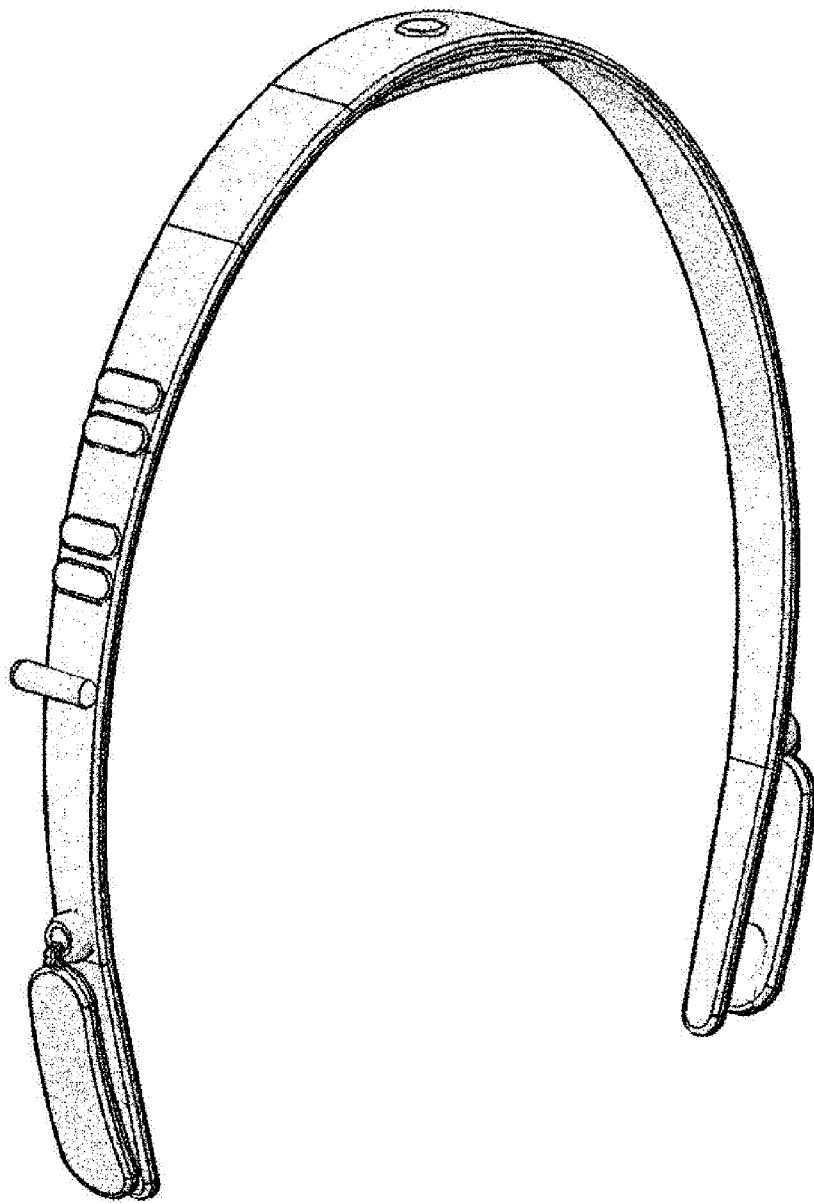


FIG. 1

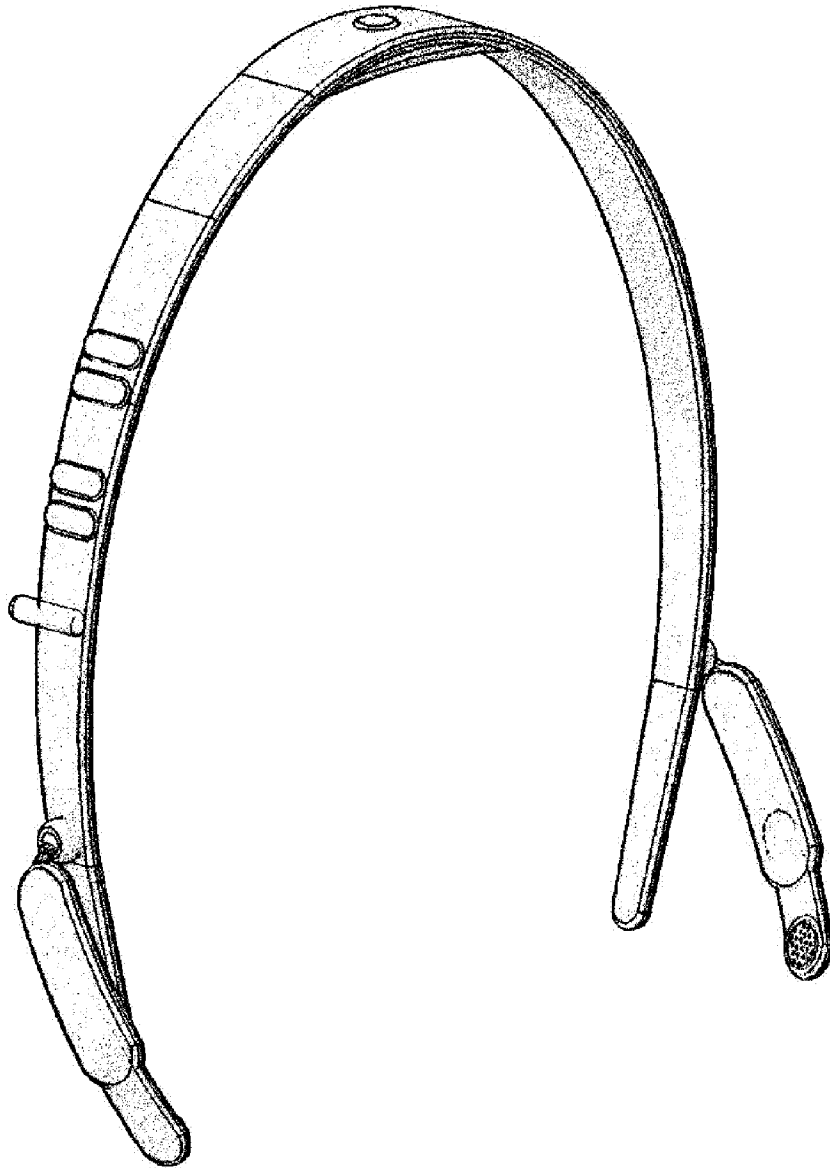


FIG. 2

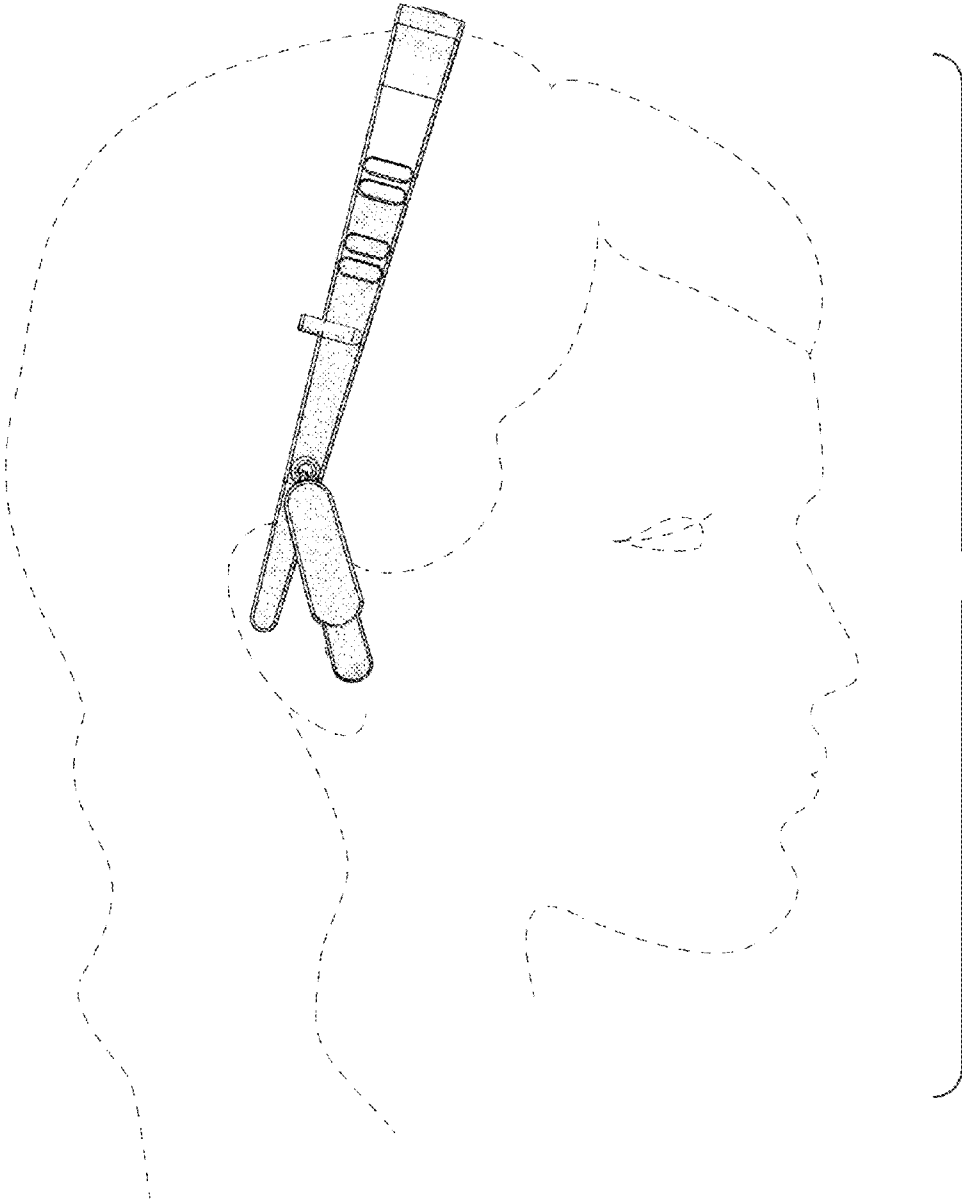
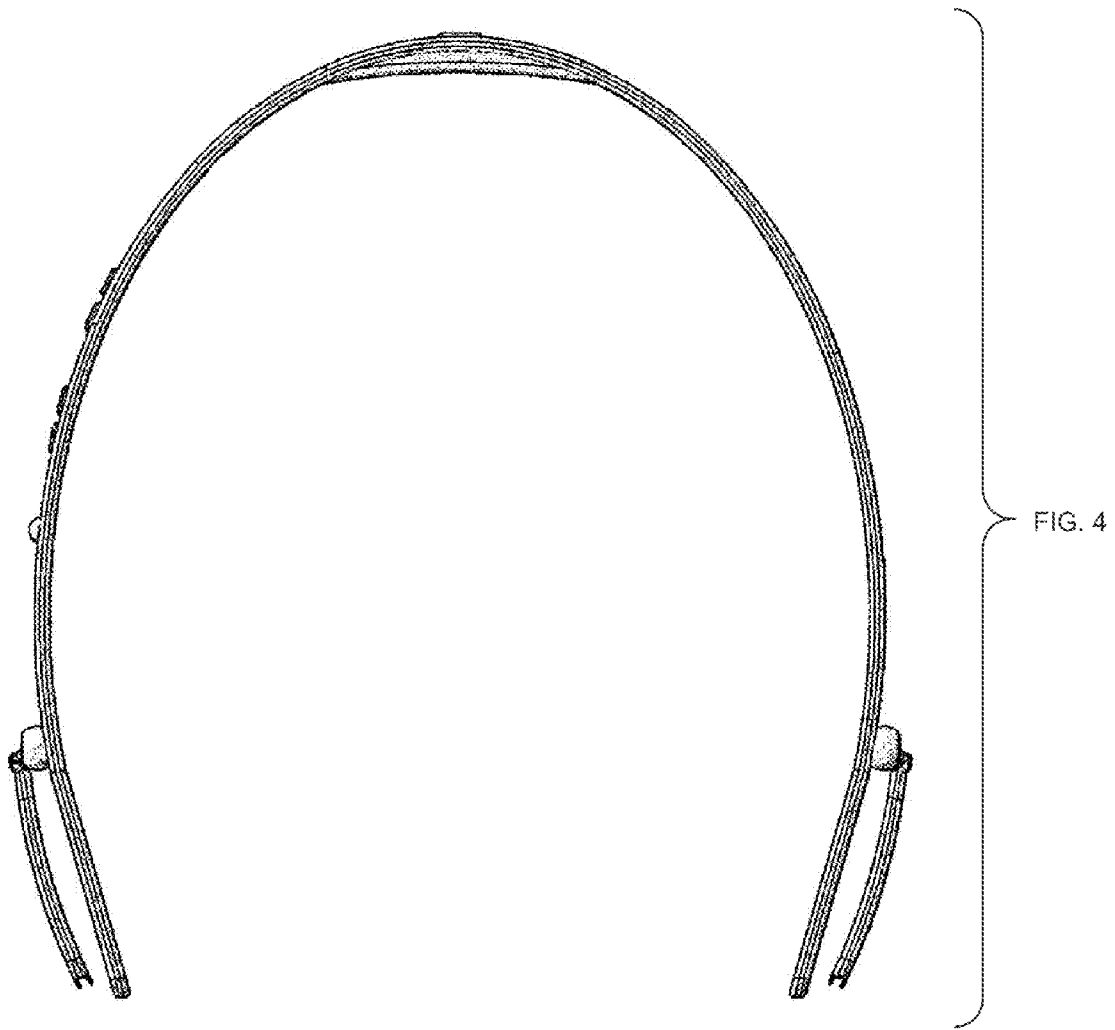


FIG. 3



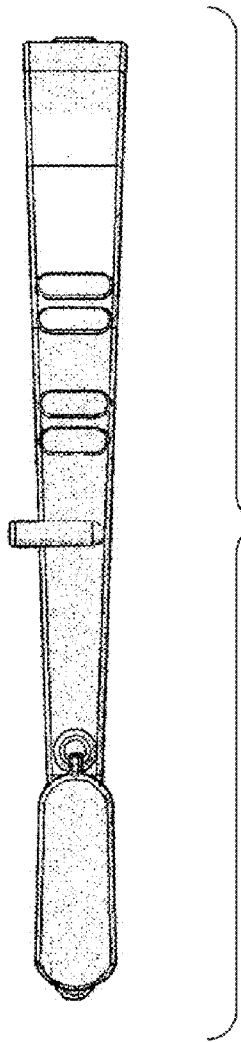


FIG. 5

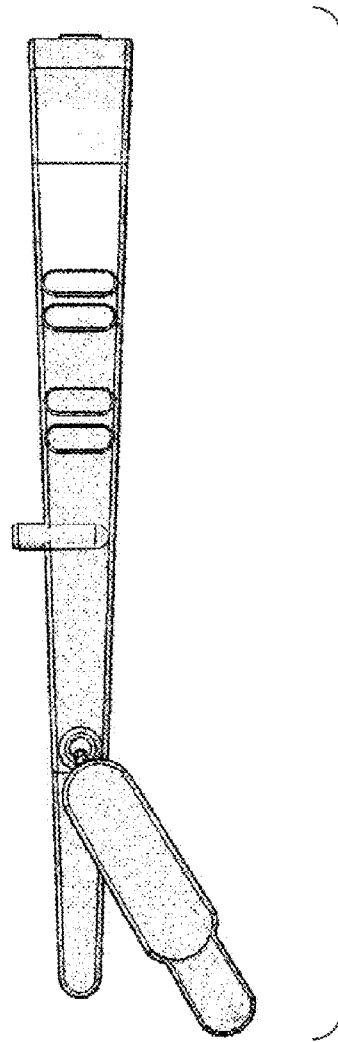


FIG. 6