

(19) World Intellectual Property Organization  
International Bureau




(43) International Publication Date  
3 July 2003 (03.07.2003)

PCT

(10) International Publication Number  
**WO 03/053922 A2**

- (51) International Patent Classification<sup>7</sup>: **C07D**
- (21) International Application Number: PCT/US02/40237
- (22) International Filing Date:  
16 December 2002 (16.12.2002)
- (25) Filing Language: English
- (26) Publication Language: English
- (30) Priority Data:  
60/341,963 19 December 2001 (19.12.2001) US
- (71) Applicant (for all designated States except US): **MERCK & CO., INC.** [US/US]; 126 East Lincoln Avenue, Rahway, NJ 07065-0907 (US).
- (72) Inventors; and
- (75) Inventors/Applicants (for US only): **COSFORD, Nicholas, D., P.** [GB/US]; 126 East Lincoln Avenue, Rahway, NJ 07065-0907 (US). **SMITH, Nicholas, D.** [US/US]; 126 East Lincoln Avenue, Rahway, NJ 07065-0907 (US). **HUANG, Dehua** [CN/US]; 126 East Lincoln Avenue, Rahway, NJ 07065-0907 (US).
- (74) Common Representative: **MERCK & CO., INC.**; 126 East Lincoln Avenue, Rahway, NJ 07065-0907 (US).
- (81) Designated States (national): AE, AG, AL, AM, AT, AU, AZ, BA, BB, BG, BR, BY, BZ, CA, CH, CN, CO, CR, CU, CZ, DE, DK, DM, DZ, EC, EE, ES, FI, GB, GD, GE, GH, GM, HR, HU, ID, IL, IN, IS, JP, KE, KG, KR, KZ, LC, LK, LR, LS, LT, LU, LV, MA, MD, MG, MK, MN, MW, MX, MZ, NO, NZ, OM, PH, PL, PT, RO, RU, SC, SD, SE, SG, SK, SL, TJ, TM, TN, TR, TT, TZ, UA, UG, US, UZ, VC, VN, YU, ZA, ZM, ZW.
- (84) Designated States (regional): ARIPO patent (GH, GM, KE, LS, MW, MZ, SD, SL, SZ, TZ, UG, ZM, ZW), Eurasian patent (AM, AZ, BY, KG, KZ, MD, RU, TJ, TM), European patent (AT, BE, BG, CH, CY, CZ, DE, DK, EE, ES, FI, FR, GB, GR, IE, IT, LU, MC, NL, PT, SE, SI, SK, TR), OAPI patent (BF, BJ, CF, CG, CI, CM, GA, GN, GQ, GW, ML, MR, NE, SN, TD, TG).
- Published:**  
— without international search report and to be republished upon receipt of that report
- For two-letter codes and other abbreviations, refer to the "Guidance Notes on Codes and Abbreviations" appearing at the beginning of each regular issue of the PCT Gazette.*



**WO 03/053922 A2**

(54) Title: HETEROARYL SUBSTITUTED IMIDAZOLE MODULATORS OF METABOTROPIC GLUTAMATE RECEPTOR-5

(57) Abstract: Imidazole compounds substituted directly, or by a bridge, with a heteroaryl moiety containing N adjacent to the point of connection of the heteroaryl, are mGluR5 modulators useful in the treatment of psychiatric and mood disorders such as, for example, schizophrenia, anxiety, depression, bipolar disorder and panic, as well as in the treatment of pain, circadian rhythm disorders, and other diseases.

## TITLE OF THE INVENTION

HETEROARYL SUBSTITUTED IMIDAZOLE MODULATORS OF  
METABOTROPIC GLUTAMATE RECEPTOR-5

5

## BACKGROUND OF THE INVENTION

## FIELD OF THE INVENTION

The present invention is directed to imidazole compounds substituted  
10 with a heteroaryl moiety. In particular, this invention is directed to imidazole  
compounds substituted with a heteroaryl moiety, which are metabotropic glutamate  
receptor – subtype 5 (“mGluR5”) modulators useful in the treatment of psychiatric  
and mood disorders such as, for example, schizophrenia, anxiety, depression, panic,  
bipolar disorder, and circadian rhythm disorders, as well as in the treatment of pain,  
15 Parkinson’s disease, cognitive dysfunction, epilepsy, drug addiction, drug abuse, drug  
withdrawal and other diseases

## RELATED BACKGROUND

A major excitatory neurotransmitter in the mammalian nervous  
20 system is the glutamate molecule, which binds to neurons, thereby activating cell  
surface receptors. Such surface receptors are characterized as either ionotropic or  
metabotropic glutamate receptors. The metabotropic glutamate receptors (“mGluR”)  
are G protein-coupled receptors that activate intracellular second messenger systems  
when bound to glutamate. Activation of mGluR results in a variety of cellular  
25 responses. In particular, mGluR1 and mGluR5 activate phospholipase C, which is  
followed by mobilizing intracellular calcium.

Modulation of metabotropic glutamate receptor subtype 5 (mGluR5) is  
useful in the treatment of diseases that affect the nervous system (see for example  
W.P.J.M Spooren et al., *Trends Pharmacol. Sci.*, 22:331-337 (2001) and references  
30 cited therein). For example, recent evidence demonstrates the involvement of  
mGluR5 in nociceptive processes and that modulation of mGluR5 using mGluR5-  
selective compounds is useful in the treatment of various pain states, including acute,  
persistent and chronic pain [K Walker et al., *Neuropharmacology*, 40:1-9 (2001); F.  
Bordi, A. Ugolini *Brain Res.*, 871:223-233 (2001)], inflammatory pain [K Walker et

al., *Neuropharmacology*, 40:10-19 (2001); Bhave et al. *Nature Neurosci.* 4:417-423 (2001)] and neuropathic pain [Dogrul et al. *Neurosci. Lett.* 292:115-118 (2000)].

Further evidence supports the use of modulators of mGluR5 in the treatment of psychiatric and neurological disorders. For example, mGluR5-selective  
5 compounds such as 2-methyl-6-(phenylethynyl)-pyridine ("MPEP") are effective in animal models of mood disorders, including anxiety and depression [W.P.J.M Spooren et al., *J. Pharmacol. Exp. Ther.*, 295:1267-1275 (2000); E. Tatarczynska et al, *Brit. J. Pharmacol.*, 132:1423-1430 (2001); A. Klodzynska et al, *Pol. J. Pharmacol.*, 132:1423-1430 (2001)]. Gene expression data from humans indicate that  
10 modulation of mGluR5 may be useful for the treatment of schizophrenia [T. Ohnuma et al, *Mol. Brain. Res.*, 56:207-217 (1998); *ibid*, *Mol. Brain. Res.*, 85:24-31 (2000)]. Studies have also shown a role for mGluR5, and the potential utility of mGluR5-modulatory compounds, in the treatment of movement disorders such as Parkinson's disease [W.P.J.M Spooren et al., *Europ. J. Pharmacol.* 406:403-410 (2000); H. Awad  
15 et al., *J. Neurosci.* 20:7871-7879 (2000); K. Ossawa et al. *Neuropharmacol.* 41:413-420 (2001)]. Other research supports a role for mGluR5 modulation in the treatment of cognitive dysfunction [G. Riedel et al, *Neuropharmacol.* 39:1943-1951 (2000)], epilepsy [A. Chapman et al, *Neuropharmacol.* 39:1567-1574 (2000)] and neuroprotection [V. Bruno et al, *Neuropharmacol.* 39:2223-2230 (2000)]. Studies  
20 with mGluR5 knockout mice and MPEP also suggest that modulation of these receptors may be useful in the treatment of drug addiction, drug abuse and drug withdrawal [C. Chiamulera et al. *Nature Neurosci.* 4:873-874 (2001)].

International Patent Publication WO 01/12627, WO 99/26927, and WO 00/20001 describe heteropolycyclic compounds and their use as metabotropic  
25 glutamate receptor antagonists.

Compounds that include ringed systems are described by various investigators as effective for a variety of therapies and utilities. For example, International Patent Publication No. WO 98/25883 describes ketobenzamides as calpain inhibitors, European Patent Publication No. EP 811610 and U.S. Patent Nos.  
30 5,679,712, 5,693,672 and 5,747,541 describe substituted benzoylguanidine sodium channel blockers, and U.S. Patent No. 5,736,297 describes ring systems useful as a photosensitive composition.

However, there remains a need for novel compounds and compositions that therapeutically inhibit mGluR5 with minimal side effects.

35

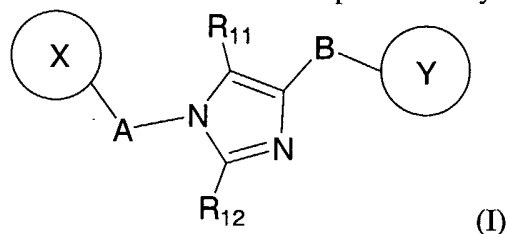
## SUMMARY OF THE INVENTION

The present invention is directed to novel imidazole compounds substituted with a heteroaryl moiety, which are mGluR5 modulators useful in the of psychiatric and mood disorders such as, for example, schizophrenia, anxiety,  
 5 depression, panic, bipolar disorder, and circadian rhythm and sleep disorders – such as shift-work induced sleep disorder or jet-lag, as well as in the treatment of pain, Parkinson's disease, cognitive dysfunction, epilepsy, drug addiction, drug abuse, drug withdrawal and other diseases. This invention also provides a pharmaceutical composition which includes an effective amount of the novel imidazole compounds substituted with a heteroaryl moiety, and a pharmaceutically acceptable carrier.  
 10

This invention further provides a method of treatment of psychiatric and mood disorders such as, for example, schizophrenia, anxiety, depression, panic, bipolar disorder, and circadian rhythm and sleep disorders – such as shift-work induced sleep disorder or jet-lag, as well as a method of treatment of pain, Parkinson's  
 15 disease, cognitive dysfunction, epilepsy, drug addiction, drug abuse and drug withdrawal by the administration of an effective amount of the novel imidazole compounds substituted with a heteroaryl moiety.

## DETAILED DESCRIPTION OF THE INVENTION

20 A compound of this invention is represented by Formula (I):



or a pharmaceutically acceptable salt thereof, wherein

X and Y each independently is aryl or heteroaryl wherein at least one of X and Y is a heteroaryl with N adjacent to the position of attachment to A or B  
 25 respectively;

X is optionally substituted with 1-7 independent halogen, -CN, NO<sub>2</sub>, -C<sub>1-6</sub>alkyl, -C<sub>2-6</sub>alkenyl, -C<sub>2-6</sub>alkynyl, -OR<sup>1</sup>, -NR<sup>1</sup>R<sup>2</sup>, -C(=NR<sup>1</sup>)NR<sup>2</sup>R<sup>3</sup>, -N(=NR<sup>1</sup>)NR<sup>2</sup>R<sup>3</sup>, -NR<sup>1</sup>COR<sup>2</sup>, -NR<sup>1</sup>CO<sub>2</sub>R<sup>2</sup>, -NR<sup>1</sup>SO<sub>2</sub>R<sup>4</sup>, -NR<sup>1</sup>CONR<sup>2</sup>R<sup>3</sup>, -SR<sup>4</sup>, -SOR<sup>4</sup>, -SO<sub>2</sub>R<sup>4</sup>, -SO<sub>2</sub>NR<sup>1</sup>R<sup>2</sup>, -COR<sup>1</sup>, -CO<sub>2</sub>R<sup>1</sup>, -CONR<sup>1</sup>R<sup>2</sup>, -C(=NR<sup>1</sup>)R<sup>2</sup>, or -C(=NOR<sup>1</sup>)R<sup>2</sup> substituents, wherein optionally two substituents are combined to form a cycloalkyl or heterocycloalkyl ring fused to X; wherein the -C<sub>1-6</sub>alkyl substituent,  
 30

cycloalkyl ring, or heterocycloalkyl ring each optionally is further substituted with 1-5 independent halogen, -CN, -C<sub>1-6</sub>alkyl, -O(C<sub>0-6</sub>alkyl), -O(C<sub>3-7</sub>cycloalkyl), -O(aryl), -O(heteroaryl), -N(C<sub>0-6</sub>alkyl)(C<sub>0-6</sub>alkyl), -N(C<sub>0-6</sub>alkyl)(C<sub>3-7</sub>cycloalkyl), or -N(C<sub>0-6</sub>alkyl)(aryl) groups;

5                   R<sup>1</sup>, R<sup>2</sup>, and R<sup>3</sup> each independently is -C<sub>0-6</sub>alkyl, -C<sub>3-7</sub>cycloalkyl, heteroaryl, or aryl; any of which is optionally substituted with 1-5 independent halogen, -CN, -C<sub>1-6</sub>alkyl, -O(C<sub>0-6</sub>alkyl), -O(C<sub>3-7</sub>cycloalkyl), -O(aryl), -O(heteroaryl), -N(C<sub>0-6</sub>alkyl)(C<sub>0-6</sub>alkyl), -N(C<sub>0-6</sub>alkyl)(C<sub>3-7</sub>cycloalkyl), or -N(C<sub>0-6</sub>alkyl)(aryl) substituents;

10                   R<sup>4</sup> is -C<sub>1-6</sub>alkyl, -C<sub>3-7</sub>cycloalkyl, heteroaryl, or aryl; optionally substituted with 1-5 independent halogen, -CN, -C<sub>1-6</sub>alkyl, -O(C<sub>0-6</sub>alkyl), -O(C<sub>3-7</sub>cycloalkyl), -O(aryl), -O(heteroaryl), -N(C<sub>0-6</sub>alkyl)(C<sub>0-6</sub>alkyl), -N(C<sub>0-6</sub>alkyl)(C<sub>3-7</sub>cycloalkyl), or -N(C<sub>0-6</sub>alkyl)(aryl) substituents;

15                   A is -C<sub>0-4</sub>alkyl, -C<sub>0-2</sub>alkyl-SO-C<sub>0-2</sub>alkyl-, -C<sub>0-2</sub>alkyl-SO<sub>2</sub>-C<sub>0-2</sub>alkyl-, -C<sub>0-2</sub>alkyl-CO-C<sub>0-2</sub>alkyl-, -C<sub>0-2</sub>alkyl-NR<sup>9</sup>CO-C<sub>0-2</sub>alkyl-, -C<sub>0-2</sub>alkyl-NR<sup>9</sup>SO<sub>2</sub>-C<sub>0-2</sub>alkyl- or -heteroC<sub>0-4</sub>alkyl;

20                   Y is optionally substituted with 1-7 independent halogen, -CN, NO<sub>2</sub>, -C<sub>1-6</sub>alkyl, -C<sub>2-6</sub>alkenyl, -C<sub>2-6</sub>alkynyl, -OR<sup>5</sup>, -NR<sup>5</sup>R<sup>6</sup>, -C(=NR<sup>5</sup>)NR<sup>6</sup>R<sup>7</sup>, -N(=NR<sup>5</sup>)NR<sup>6</sup>R<sup>7</sup>, -NR<sup>5</sup>COR<sup>6</sup>, -NR<sup>5</sup>CO<sub>2</sub>R<sup>6</sup>, -NR<sup>5</sup>SO<sub>2</sub>R<sup>8</sup>, -NR<sup>5</sup>CONR<sup>6</sup>R<sup>7</sup>, -SR<sup>8</sup>, -SOR<sup>8</sup>, -SO<sub>2</sub>R<sup>8</sup>, -SO<sub>2</sub>NR<sup>5</sup>R<sup>6</sup>, -COR<sup>5</sup>, -CO<sub>2</sub>R<sup>5</sup>, -CONR<sup>5</sup>R<sup>6</sup>, -C(=NR<sup>5</sup>)R<sup>6</sup>, or -C(=NOR<sup>5</sup>)R<sup>6</sup> substituents, wherein optionally two substituents are combined to form a cycloalkyl or heterocycloalkyl ring fused to Y; wherein the -C<sub>1-6</sub>alkyl substituent, cycloalkyl ring, or heterocycloalkyl ring each optionally is further substituted with 1-5 independent halogen, -CN, -C<sub>1-6</sub>alkyl, -O(C<sub>0-6</sub>alkyl), -O(C<sub>3-7</sub>cycloalkyl), -O(aryl), -O(heteroaryl), -N(C<sub>0-6</sub>alkyl)(C<sub>0-6</sub>alkyl), -N(C<sub>0-6</sub>alkyl)(C<sub>3-7</sub>cycloalkyl), or -N(C<sub>0-6</sub>alkyl)(aryl) groups;

25                   R<sup>5</sup>, R<sup>6</sup>, and R<sup>7</sup> each independently is -C<sub>0-6</sub>alkyl, -C<sub>3-7</sub>cycloalkyl, heteroaryl, or aryl; any of which is optionally substituted with 1-5 independent halogen, -CN, -C<sub>1-6</sub>alkyl, -O(C<sub>0-6</sub>alkyl), -O(C<sub>3-7</sub>cycloalkyl), -O(aryl), -O(heteroaryl), -N(C<sub>0-6</sub>alkyl)(C<sub>0-6</sub>alkyl), -N(C<sub>0-6</sub>alkyl)(C<sub>3-7</sub>cycloalkyl), or -N(C<sub>0-6</sub>alkyl)(aryl) substituents;

30                   R<sup>8</sup> is -C<sub>1-6</sub>alkyl, -C<sub>3-7</sub>cycloalkyl, heteroaryl, or aryl; optionally substituted with 1-5 independent halogen, -CN, -C<sub>1-6</sub>alkyl, -O(C<sub>0-6</sub>alkyl), -O(C<sub>3-7</sub>cycloalkyl), -O(aryl), -O(heteroaryl), -N(C<sub>0-6</sub>alkyl)(C<sub>0-6</sub>alkyl), -N(C<sub>0-6</sub>alkyl)(C<sub>3-7</sub>cycloalkyl), or -N(C<sub>0-6</sub>alkyl)(aryl) substituents;

35

B is  $-C_{0-4}alkyl$ ,  $-C_{0-2}alkyl-SO-C_{0-2}alkyl-$ ,  $-C_{0-2}alkyl-SO_2-C_{0-2}alkyl-$ ,  $-C_{0-2}alkyl-CO-C_{0-2}alkyl-$ ,  $-C_{0-2}alkyl-NR^{10}CO-C_{0-2}alkyl-$ ,  $-C_{0-2}alkyl-NR^{10}SO_2-C_{0-2}alkyl-$ , or  $-heteroC_{0-4}alkyl$ ;

$R^9$  and  $R^{10}$  each independently is  $-C_{0-6}alkyl$ ,  $-C_{3-7}cycloalkyl$ ,  
 5 heteroaryl, or aryl; any of which is optionally substituted with 1-5 independent halogen,  $-CN$ ,  $-C_{1-6}alkyl$ ,  $-O(C_{0-6}alkyl)$ ,  $-O(C_{3-7}cycloalkyl)$ ,  $-O(aryl)$ ,  $-O(heteroaryl)$ ,  $-N(C_{0-6}alkyl)(C_{0-6}alkyl)$ ,  $-N(C_{0-6}alkyl)(C_{3-7}cycloalkyl)$ ,  $-N(C_{0-6}alkyl)(aryl)$  substituents;

$R^{11}$  and  $R^{12}$  is each independently halogen,  $-C_{0-6}alkyl$ ,  $-C_{0-6}alkoxyl$ ,  $=O$ ,  $=N(C_{0-4}alkyl)$ , or  $-N(C_{0-4}alkyl)(C_{0-4}alkyl)$ ;

any alkyl optionally substituted with 1-5 independent halogen substituents, and any N may be an N-oxide;

and provided that when  $X = 2$ -pyridyl,  $R^{11} = R^{12} = H$  and  $A = B = C_0alkyl$ , then Y is not 3-cyanophenyl;

15 and provided that when  $Y = 2$ -pyridyl,  $R^{11} = R^{12} = H$  and  $A = B = C_0alkyl$ , then X is not 3-cyanophenyl.

In one aspect, the compound of this invention is represented by Formula (I) or a pharmaceutically acceptable salt thereof, wherein

20 X is 2-pyridyl optionally substituted with 1-4 independent halogen,  $-CN$ ,  $NO_2$ ,  $-C_{1-6}alkyl$ ,  $-C_{2-6}alkenyl$ ,  $-C_{2-6}alkynyl$ ,  $-OR^1$ ,  $-NR^1R^2$ ,  $-C(=NR^1)NR^2R^3$ ,  $-N(=NR^1)NR^2R^3$ ,  $-NR^1COR^2$ ,  $-NR^1CO_2R^2$ ,  $-NR^1SO_2R^4$ ,  $-NR^1CONR^2R^3$ ,  $-SR^4$ ,  $-SOR^4$ ,  $-SO_2R^4$ ,  $-SO_2NR^1R^2$ ,  $-COR^1$ ,  $-CO_2R^1$ ,  $-CONR^1R^2$ ,  $-C(=NR^1)R^2$ , or  $-C(=NOR^1)R^2$  substituents, wherein optionally two substituents are  
 25 combined to form a cycloalkyl or heterocycloalkyl ring fused to X; wherein the  $-C_{1-6}alkyl$  substituent, cycloalkyl ring, or heterocycloalkyl ring each optionally is further substituted with 1-5 independent halogen,  $-CN$ ,  $-C_{1-6}alkyl$ ,  $-O(C_{0-6}alkyl)$ ,  $-O(C_{3-7}cycloalkyl)$ ,  $-O(aryl)$ ,  $-O(heteroaryl)$ ,  $-N(C_{0-6}alkyl)(C_{0-6}alkyl)$ ,  $-N(C_{0-6}alkyl)(C_{3-7}cycloalkyl)$ , or  $-N(C_{0-6}alkyl)(aryl)$  groups;

30  $R^1$ ,  $R^2$ , and  $R^3$  each independently is  $-C_{0-6}alkyl$ ,  $-C_{3-7}cycloalkyl$ , heteroaryl, or aryl; any of which is optionally substituted with 1-5 independent halogen,  $-CN$ ,  $-C_{1-6}alkyl$ ,  $-O(C_{0-6}alkyl)$ ,  $-O(C_{3-7}cycloalkyl)$ ,  $-O(aryl)$ ,  $-O(heteroaryl)$ ,  $-N(C_{0-6}alkyl)(C_{0-6}alkyl)$ ,  $-N(C_{0-6}alkyl)(C_{3-7}cycloalkyl)$ , or  $-N(C_{0-6}alkyl)(aryl)$  substituents;

R<sup>4</sup> is -C<sub>1-6</sub>alkyl, -C<sub>3-7</sub>cycloalkyl, heteroaryl, or aryl; optionally substituted with 1-5 independent halogen, -CN, -C<sub>1-6</sub>alkyl, -O(C<sub>0-6</sub>alkyl), -O(C<sub>3-7</sub>cycloalkyl), -O(aryl), -O(heteroaryl), -N(C<sub>0-6</sub>alkyl)(C<sub>0-6</sub>alkyl), -N(C<sub>0-6</sub>alkyl)(C<sub>3-7</sub>cycloalkyl), or -N(C<sub>0-6</sub>alkyl)(aryl) substituents;

5 A is -C<sub>0-4</sub>alkyl, -C<sub>0-2</sub>alkyl-SO-C<sub>0-2</sub>alkyl-, -C<sub>0-2</sub>alkyl-SO<sub>2</sub>-C<sub>0-2</sub>alkyl-, -C<sub>0-2</sub>alkyl-CO-C<sub>0-2</sub>alkyl-, -C<sub>0-2</sub>alkyl-NR<sup>9</sup>CO-C<sub>0-2</sub>alkyl-, -C<sub>0-2</sub>alkyl-NR<sup>9</sup>SO<sub>2</sub>-C<sub>0-2</sub>alkyl- or -heteroC<sub>0-4</sub>alkyl;

Y is aryl or heteroaryl optionally substituted with 1-7 independent halogen, -CN, NO<sub>2</sub>, -C<sub>1-6</sub>alkyl, -C<sub>2-6</sub>alkenyl, -C<sub>2-6</sub>alkynyl, -OR<sup>5</sup>, -NR<sup>5</sup>R<sup>6</sup>,  
 10 -C(=NR<sup>5</sup>)NR<sup>6</sup>R<sup>7</sup>, -N(=NR<sup>5</sup>)NR<sup>6</sup>R<sup>7</sup>, -NR<sup>5</sup>COR<sup>6</sup>, -NR<sup>5</sup>CO<sub>2</sub>R<sup>6</sup>, -NR<sup>5</sup>SO<sub>2</sub>R<sup>8</sup>, -NR<sup>5</sup>CONR<sup>6</sup>R<sup>7</sup>, -SR<sup>8</sup>, -SOR<sup>8</sup>, -SO<sub>2</sub>R<sup>8</sup>, -SO<sub>2</sub>NR<sup>5</sup>R<sup>6</sup>, -COR<sup>5</sup>, -CO<sub>2</sub>R<sup>5</sup>, -CONR<sup>5</sup>R<sup>6</sup>, -C(=NR<sup>5</sup>)R<sup>6</sup>, or -C(=NOR<sup>5</sup>)R<sup>6</sup> substituents, wherein optionally two substituents are combined to form a cycloalkyl or heterocycloalkyl ring fused to Y; wherein the -C<sub>1-6</sub>alkyl substituent, cycloalkyl ring, or heterocycloalkyl ring each optionally is further  
 15 substituted with 1-5 independent halogen, -CN, -C<sub>1-6</sub>alkyl, -O(C<sub>0-6</sub>alkyl), -O(C<sub>3-7</sub>cycloalkyl), -O(aryl), -O(heteroaryl), -N(C<sub>0-6</sub>alkyl)(C<sub>0-6</sub>alkyl), -N(C<sub>0-6</sub>alkyl)(C<sub>3-7</sub>cycloalkyl), or -N(C<sub>0-6</sub>alkyl)(aryl) groups;

R<sup>5</sup>, R<sup>6</sup>, and R<sup>7</sup> each independently is -C<sub>0-6</sub>alkyl, -C<sub>3-7</sub>cycloalkyl, heteroaryl, or aryl; any of which is optionally substituted with 1-5 independent  
 20 halogen, -CN, -C<sub>1-6</sub>alkyl, -O(C<sub>0-6</sub>alkyl), -O(C<sub>3-7</sub>cycloalkyl), -O(aryl), -O(heteroaryl), -N(C<sub>0-6</sub>alkyl)(C<sub>0-6</sub>alkyl), -N(C<sub>0-6</sub>alkyl)(C<sub>3-7</sub>cycloalkyl), or -N(C<sub>0-6</sub>alkyl)(aryl) substituents;

R<sup>8</sup> is -C<sub>1-6</sub>alkyl, -C<sub>3-7</sub>cycloalkyl, heteroaryl, or aryl; optionally substituted with 1-5 independent halogen, -CN, -C<sub>1-6</sub>alkyl, -O(C<sub>0-6</sub>alkyl), -O(C<sub>3-7</sub>cycloalkyl), -O(aryl), -O(heteroaryl), -N(C<sub>0-6</sub>alkyl)(C<sub>0-6</sub>alkyl), -N(C<sub>0-6</sub>alkyl)(C<sub>3-7</sub>cycloalkyl), or -N(C<sub>0-6</sub>alkyl)(aryl) substituents;  
 25

B is -C<sub>0-4</sub>alkyl, -C<sub>0-2</sub>alkyl-SO-C<sub>0-2</sub>alkyl-, -C<sub>0-2</sub>alkyl-SO<sub>2</sub>-C<sub>0-2</sub>alkyl-, -C<sub>0-2</sub>alkyl-CO-C<sub>0-2</sub>alkyl-, -C<sub>0-2</sub>alkyl-NR<sup>10</sup>CO-C<sub>0-2</sub>alkyl-, -C<sub>0-2</sub>alkyl-NR<sup>10</sup>SO<sub>2</sub>-C<sub>0-2</sub>alkyl-, or -heteroC<sub>0-4</sub>alkyl;

30 R<sup>9</sup> and R<sup>10</sup> each independently is -C<sub>0-6</sub>alkyl, -C<sub>3-7</sub>cycloalkyl, heteroaryl, or aryl; any of which is optionally substituted with 1-5 independent halogen, -CN, -C<sub>1-6</sub>alkyl, -O(C<sub>0-6</sub>alkyl), -O(C<sub>3-7</sub>cycloalkyl), -O(aryl), -O(heteroaryl), -N(C<sub>0-6</sub>alkyl)(C<sub>0-6</sub>alkyl), -N(C<sub>0-6</sub>alkyl)(C<sub>3-7</sub>cycloalkyl), -N(C<sub>0-6</sub>alkyl)(aryl) substituents;

R<sup>11</sup> and R<sup>12</sup> is each independently halogen, -C<sub>0-6</sub>alkyl, -C<sub>0-6</sub>alkoxyl, =O, =N(C<sub>0-4</sub>alkyl), or -N(C<sub>0-4</sub>alkyl)(C<sub>0-4</sub>alkyl);

any alkyl optionally substituted with 1-5 independent halogen substituents, and any N may be an N-oxide;

5 and provided that when R<sup>11</sup> = R<sup>12</sup> = H and A = B = C<sub>0</sub>alkyl, then Y is not 3-cyanophenyl.

In an embodiment of this one aspect, the compound of this invention is represented by Formula (I) or a pharmaceutically acceptable salt thereof, wherein

10 X is 2-pyridyl optionally substituted with 1-4 independent halogen, -CN, NO<sub>2</sub>, -C<sub>1-6</sub>alkyl, -C<sub>2-6</sub>alkenyl, -C<sub>2-6</sub>alkynyl, -OR<sup>1</sup>, -NR<sup>1</sup>R<sup>2</sup>, -C(=NR<sup>1</sup>)NR<sup>2</sup>R<sup>3</sup>, -N(=NR<sup>1</sup>)NR<sup>2</sup>R<sup>3</sup>, -NR<sup>1</sup>COR<sup>2</sup>, -NR<sup>1</sup>CO<sub>2</sub>R<sup>2</sup>, -NR<sup>1</sup>SO<sub>2</sub>R<sup>4</sup>, -NR<sup>1</sup>CONR<sup>2</sup>R<sup>3</sup>, -SR<sup>4</sup>, -SOR<sup>4</sup>, -SO<sub>2</sub>R<sup>4</sup>, -SO<sub>2</sub>NR<sup>1</sup>R<sup>2</sup>, -COR<sup>1</sup>, -CO<sub>2</sub>R<sup>1</sup>, -CONR<sup>1</sup>R<sup>2</sup>, -C(=NR<sup>1</sup>)R<sup>2</sup>, or -C(=NOR<sup>1</sup>)R<sup>2</sup> substituents, wherein optionally two substituents are  
15 combined to form a cycloalkyl or heterocycloalkyl ring fused to X; wherein the -C<sub>1-6</sub>alkyl substituent, cycloalkyl ring, or heterocycloalkyl ring each optionally is further substituted with 1-5 independent halogen, -CN, -C<sub>1-6</sub>alkyl, -O(C<sub>0-6</sub>alkyl), -O(C<sub>3-7</sub>cycloalkyl), -O(aryl), -O(heteroaryl), -N(C<sub>0-6</sub>alkyl)(C<sub>0-6</sub>alkyl), -N(C<sub>0-6</sub>alkyl)(C<sub>3-7</sub>cycloalkyl), or -N(C<sub>0-6</sub>alkyl)(aryl) groups;

20 R<sup>1</sup>, R<sup>2</sup>, and R<sup>3</sup> each independently is -C<sub>0-6</sub>alkyl, -C<sub>3-7</sub>cycloalkyl, heteroaryl, or aryl; any of which is optionally substituted with 1-5 independent halogen, -CN, -C<sub>1-6</sub>alkyl, -O(C<sub>0-6</sub>alkyl), -O(C<sub>3-7</sub>cycloalkyl), -O(aryl), -O(heteroaryl), -N(C<sub>0-6</sub>alkyl)(C<sub>0-6</sub>alkyl), -N(C<sub>0-6</sub>alkyl)(C<sub>3-7</sub>cycloalkyl), or -N(C<sub>0-6</sub>alkyl)(aryl) substituents;

25 R<sup>4</sup> is -C<sub>1-6</sub>alkyl, -C<sub>3-7</sub>cycloalkyl, heteroaryl, or aryl; optionally substituted with 1-5 independent halogen, -CN, -C<sub>1-6</sub>alkyl, -O(C<sub>0-6</sub>alkyl), -O(C<sub>3-7</sub>cycloalkyl), -O(aryl), -O(heteroaryl), -N(C<sub>0-6</sub>alkyl)(C<sub>0-6</sub>alkyl), -N(C<sub>0-6</sub>alkyl)(C<sub>3-7</sub>cycloalkyl), or -N(C<sub>0-6</sub>alkyl)(aryl) substituents;

30 A is -C<sub>0-4</sub>alkyl, -C<sub>0-2</sub>alkyl-SO-C<sub>0-2</sub>alkyl-, -C<sub>0-2</sub>alkyl-SO<sub>2</sub>-C<sub>0-2</sub>alkyl-, -C<sub>0-2</sub>alkyl-CO-C<sub>0-2</sub>alkyl-, -C<sub>0-2</sub>alkyl-NR<sup>9</sup>CO-C<sub>0-2</sub>alkyl-, -C<sub>0-2</sub>alkyl-NR<sup>9</sup>SO<sub>2</sub>-C<sub>0-2</sub>alkyl- or -heteroC<sub>0-4</sub>alkyl;

Y is phenyl optionally substituted with 1-5 independent halogen, -CN, NO<sub>2</sub>, -C<sub>1-6</sub>alkyl, -C<sub>2-6</sub>alkenyl, -C<sub>2-6</sub>alkynyl, -OR<sup>5</sup>, -NR<sup>5</sup>R<sup>6</sup>, -C(=NR<sup>5</sup>)NR<sup>6</sup>R<sup>7</sup>, -N(=NR<sup>5</sup>)NR<sup>6</sup>R<sup>7</sup>, -NR<sup>5</sup>COR<sup>6</sup>, -NR<sup>5</sup>CO<sub>2</sub>R<sup>6</sup>, -NR<sup>5</sup>SO<sub>2</sub>R<sup>8</sup>, -NR<sup>5</sup>CONR<sup>6</sup>R<sup>7</sup>, -SR<sup>8</sup>,



-SOR<sup>8</sup>, -SO<sub>2</sub>R<sup>8</sup>, -SO<sub>2</sub>NR<sup>5</sup>R<sup>6</sup>, -COR<sup>5</sup>, -CO<sub>2</sub>R<sup>5</sup>, -CONR<sup>5</sup>R<sup>6</sup>, -C(=NR<sup>5</sup>)R<sup>6</sup>, or -C(=NOR<sup>5</sup>)R<sup>6</sup> substituents, wherein optionally two substituents are combined to form a cycloalkyl or heterocycloalkyl ring fused to Y; wherein the -C<sub>1-6</sub>alkyl substituent, cycloalkyl ring, or heterocycloalkyl ring each optionally is further substituted with 1-5 independent halogen, -CN, -C<sub>1-6</sub>alkyl, -O(C<sub>0-6</sub>alkyl), -O(C<sub>3-7</sub>cycloalkyl), -O(aryl), -O(heteroaryl), -N(C<sub>0-6</sub>alkyl)(C<sub>0-6</sub>alkyl), -N(C<sub>0-6</sub>alkyl)(C<sub>3-7</sub>cycloalkyl), or -N(C<sub>0-6</sub>alkyl)(aryl) groups;

R<sup>5</sup>, R<sup>6</sup>, and R<sup>7</sup> each independently is -C<sub>0-6</sub>alkyl, -C<sub>3-7</sub>cycloalkyl, heteroaryl, or aryl; any of which is optionally substituted with 1-5 independent halogen, -CN, -C<sub>1-6</sub>alkyl, -O(C<sub>0-6</sub>alkyl), -O(C<sub>3-7</sub>cycloalkyl), -O(aryl), -O(heteroaryl), -N(C<sub>0-6</sub>alkyl)(C<sub>0-6</sub>alkyl), -N(C<sub>0-6</sub>alkyl)(C<sub>3-7</sub>cycloalkyl), or -N(C<sub>0-6</sub>alkyl)(aryl) substituents;

R<sup>8</sup> is -C<sub>1-6</sub>alkyl, -C<sub>3-7</sub>cycloalkyl, heteroaryl, or aryl; optionally substituted with 1-5 independent halogen, -CN, -C<sub>1-6</sub>alkyl, -O(C<sub>0-6</sub>alkyl), -O(C<sub>3-7</sub>cycloalkyl), -O(aryl), -O(heteroaryl), -N(C<sub>0-6</sub>alkyl)(C<sub>0-6</sub>alkyl), -N(C<sub>0-6</sub>alkyl)(C<sub>3-7</sub>cycloalkyl), or -N(C<sub>0-6</sub>alkyl)(aryl) substituents;

B is -C<sub>0-4</sub>alkyl, -C<sub>0-2</sub>alkyl-SO-C<sub>0-2</sub>alkyl-, -C<sub>0-2</sub>alkyl-SO<sub>2</sub>-C<sub>0-2</sub>alkyl-, -C<sub>0-2</sub>alkyl-CO-C<sub>0-2</sub>alkyl-, -C<sub>0-2</sub>alkyl-NR<sup>10</sup>CO-C<sub>0-2</sub>alkyl-, -C<sub>0-2</sub>alkyl-NR<sup>10</sup>SO<sub>2</sub>-C<sub>0-2</sub>alkyl-, or -heteroC<sub>0-4</sub>alkyl;

R<sup>9</sup> and R<sup>10</sup> each independently is -C<sub>0-6</sub>alkyl, -C<sub>3-7</sub>cycloalkyl, heteroaryl, or aryl; any of which is optionally substituted with 1-5 independent halogen, -CN, -C<sub>1-6</sub>alkyl, -O(C<sub>0-6</sub>alkyl), -O(C<sub>3-7</sub>cycloalkyl), -O(aryl), -O(heteroaryl), -N(C<sub>0-6</sub>alkyl)(C<sub>0-6</sub>alkyl), -N(C<sub>0-6</sub>alkyl)(C<sub>3-7</sub>cycloalkyl), -N(C<sub>0-6</sub>alkyl)(aryl) substituents;

R<sup>11</sup> and R<sup>12</sup> is each independently halogen, -C<sub>0-6</sub>alkyl, -C<sub>0-6</sub>alkoxyl, =O, =N(C<sub>0-4</sub>alkyl), or -N(C<sub>0-4</sub>alkyl)(C<sub>0-4</sub>alkyl);

any alkyl optionally substituted with 1-5 independent halogen substituents, and any N may be an N-oxide;

and provided that when R<sup>11</sup> = R<sup>12</sup> = H and A = B = C<sub>0</sub>alkyl, then Y is not 3-cyanophenyl.

In another embodiment of this one aspect, the compound of this invention is represented by Formula (I) or a pharmaceutically acceptable salt thereof, wherein

X is 2-pyridyl optionally substituted with 1-4 independent halogen, -CN, NO<sub>2</sub>, -C<sub>1-6</sub>alkyl, -C<sub>2-6</sub>alkenyl, -C<sub>2-6</sub>alkynyl, -OR<sup>1</sup>, -NR<sup>1</sup>R<sup>2</sup>, -C(=NR<sup>1</sup>)NR<sup>2</sup>R<sup>3</sup>, -N(=NR<sup>1</sup>)NR<sup>2</sup>R<sup>3</sup>, -NR<sup>1</sup>COR<sup>2</sup>, -NR<sup>1</sup>CO<sub>2</sub>R<sup>2</sup>, -NR<sup>1</sup>SO<sub>2</sub>R<sup>4</sup>, -NR<sup>1</sup>CONR<sup>2</sup>R<sup>3</sup>, -SR<sup>4</sup>, -SOR<sup>4</sup>, -SO<sub>2</sub>R<sup>4</sup>, -SO<sub>2</sub>NR<sup>1</sup>R<sup>2</sup>, -COR<sup>1</sup>, -CO<sub>2</sub>R<sup>1</sup>, -CONR<sup>1</sup>R<sup>2</sup>, -C(=NR<sup>1</sup>)R<sup>2</sup>, or -C(=NOR<sup>1</sup>)R<sup>2</sup> substituents, wherein optionally two substituents are combined to form a cycloalkyl or heterocycloalkyl ring fused to X; wherein the -C<sub>1-6</sub>alkyl substituent, cycloalkyl ring, or heterocycloalkyl ring each optionally is further substituted with 1-5 independent halogen, -CN, -C<sub>1-6</sub>alkyl, -O(C<sub>0-6</sub>alkyl), -O(C<sub>3-7</sub>cycloalkyl), -O(aryl), -O(heteroaryl), -N(C<sub>0-6</sub>alkyl)(C<sub>0-6</sub>alkyl), -N(C<sub>0-6</sub>alkyl)(C<sub>3-7</sub>cycloalkyl), or -N(C<sub>0-6</sub>alkyl)(aryl) groups;

R<sup>1</sup>, R<sup>2</sup>, and R<sup>3</sup> each independently is -C<sub>0-6</sub>alkyl, -C<sub>3-7</sub>cycloalkyl, heteroaryl, or aryl; any of which is optionally substituted with 1-5 independent halogen, -CN, -C<sub>1-6</sub>alkyl, -O(C<sub>0-6</sub>alkyl), -O(C<sub>3-7</sub>cycloalkyl), -O(aryl), -O(heteroaryl), -N(C<sub>0-6</sub>alkyl)(C<sub>0-6</sub>alkyl), -N(C<sub>0-6</sub>alkyl)(C<sub>3-7</sub>cycloalkyl), or -N(C<sub>0-6</sub>alkyl)(aryl) substituents;

R<sup>4</sup> is -C<sub>1-6</sub>alkyl, -C<sub>3-7</sub>cycloalkyl, heteroaryl, or aryl; optionally substituted with 1-5 independent halogen, -CN, -C<sub>1-6</sub>alkyl, -O(C<sub>0-6</sub>alkyl), -O(C<sub>3-7</sub>cycloalkyl), -O(aryl), -O(heteroaryl), -N(C<sub>0-6</sub>alkyl)(C<sub>0-6</sub>alkyl), -N(C<sub>0-6</sub>alkyl)(C<sub>3-7</sub>cycloalkyl), or -N(C<sub>0-6</sub>alkyl)(aryl) substituents;

A is -C<sub>0-4</sub>alkyl, -C<sub>0-2</sub>alkyl-SO-C<sub>0-2</sub>alkyl-, -C<sub>0-2</sub>alkyl-SO<sub>2</sub>-C<sub>0-2</sub>alkyl-, -C<sub>0-2</sub>alkyl-CO-C<sub>0-2</sub>alkyl-, -C<sub>0-2</sub>alkyl-NR<sup>9</sup>CO-C<sub>0-2</sub>alkyl-, -C<sub>0-2</sub>alkyl-NR<sup>9</sup>SO<sub>2</sub>-C<sub>0-2</sub>alkyl- or -heteroC<sub>0-4</sub>alkyl;

Y is pyridyl optionally substituted with 1-4 independent halogen, -CN, NO<sub>2</sub>, -C<sub>1-6</sub>alkyl, -C<sub>2-6</sub>alkenyl, -C<sub>2-6</sub>alkynyl, -OR<sup>5</sup>, -NR<sup>5</sup>R<sup>6</sup>, -C(=NR<sup>5</sup>)NR<sup>6</sup>R<sup>7</sup>, -N(=NR<sup>5</sup>)NR<sup>6</sup>R<sup>7</sup>, -NR<sup>5</sup>COR<sup>6</sup>, -NR<sup>5</sup>CO<sub>2</sub>R<sup>6</sup>, -NR<sup>5</sup>SO<sub>2</sub>R<sup>8</sup>, -NR<sup>5</sup>CONR<sup>6</sup>R<sup>7</sup>, -SR<sup>8</sup>, -SOR<sup>8</sup>, -SO<sub>2</sub>R<sup>8</sup>, -SO<sub>2</sub>NR<sup>5</sup>R<sup>6</sup>, -COR<sup>5</sup>, -CO<sub>2</sub>R<sup>5</sup>, -CONR<sup>5</sup>R<sup>6</sup>, -C(=NR<sup>5</sup>)R<sup>6</sup>, or -C(=NOR<sup>5</sup>)R<sup>6</sup> substituents, wherein optionally two substituents are combined to form a cycloalkyl or heterocycloalkyl ring fused to Y; wherein the -C<sub>1-6</sub>alkyl substituent, cycloalkyl ring, or heterocycloalkyl ring each optionally is further substituted with 1-5 independent halogen, -CN, -C<sub>1-6</sub>alkyl, -O(C<sub>0-6</sub>alkyl), -O(C<sub>3-7</sub>cycloalkyl), -O(aryl), -O(heteroaryl), -N(C<sub>0-6</sub>alkyl)(C<sub>0-6</sub>alkyl), -N(C<sub>0-6</sub>alkyl)(C<sub>3-7</sub>cycloalkyl), or -N(C<sub>0-6</sub>alkyl)(aryl) groups;

R<sup>5</sup>, R<sup>6</sup>, and R<sup>7</sup> each independently is -C<sub>0-6</sub>alkyl, -C<sub>3-7</sub>cycloalkyl, heteroaryl, or aryl; any of which is optionally substituted with 1-5 independent halogen, -CN, -C<sub>1-6</sub>alkyl, -O(C<sub>0-6</sub>alkyl), -O(C<sub>3-7</sub>cycloalkyl), -O(aryl), -

O(heteroaryl), -N(C<sub>0-6</sub>alkyl)(C<sub>0-6</sub>alkyl), -N(C<sub>0-6</sub>alkyl)(C<sub>3-7</sub>cycloalkyl), or -N(C<sub>0-6</sub>alkyl)(aryl) substituents;

R<sup>8</sup> is -C<sub>1-6</sub>alkyl, -C<sub>3-7</sub>cycloalkyl, heteroaryl, or aryl; optionally substituted with 1-5 independent halogen, -CN, -C<sub>1-6</sub>alkyl, -O(C<sub>0-6</sub>alkyl), -O(C<sub>3-7</sub>cycloalkyl), -O(aryl), -O(heteroaryl), -N(C<sub>0-6</sub>alkyl)(C<sub>0-6</sub>alkyl), -N(C<sub>0-6</sub>alkyl)(C<sub>3-7</sub>cycloalkyl), or -N(C<sub>0-6</sub>alkyl)(aryl) substituents;

B is -C<sub>0-4</sub>alkyl, -C<sub>0-2</sub>alkyl-SO-C<sub>0-2</sub>alkyl-, -C<sub>0-2</sub>alkyl-SO<sub>2</sub>-C<sub>0-2</sub>alkyl-, -C<sub>0-2</sub>alkyl-CO-C<sub>0-2</sub>alkyl-, -C<sub>0-2</sub>alkyl-NR<sup>10</sup>CO-C<sub>0-2</sub>alkyl-, -C<sub>0-2</sub>alkyl-NR<sup>10</sup>SO<sub>2</sub>-C<sub>0-2</sub>alkyl-, or -heteroC<sub>0-4</sub>alkyl;

R<sup>9</sup> and R<sup>10</sup> each independently is -C<sub>0-6</sub>alkyl, -C<sub>3-7</sub>cycloalkyl, heteroaryl, or aryl; any of which is optionally substituted with 1-5 independent halogen, -CN, -C<sub>1-6</sub>alkyl, -O(C<sub>0-6</sub>alkyl), -O(C<sub>3-7</sub>cycloalkyl), -O(aryl), -O(heteroaryl), -N(C<sub>0-6</sub>alkyl)(C<sub>0-6</sub>alkyl), -N(C<sub>0-6</sub>alkyl)(C<sub>3-7</sub>cycloalkyl), -N(C<sub>0-6</sub>alkyl)(aryl) substituents;

R<sup>11</sup> and R<sup>12</sup> is each independently halogen, -C<sub>0-6</sub>alkyl, -C<sub>0-6</sub>alkoxyl, =O, =N(C<sub>0-4</sub>alkyl), or -N(C<sub>0-4</sub>alkyl)(C<sub>0-4</sub>alkyl);

any alkyl optionally substituted with 1-5 independent halogen substituents, and any N may be an N-oxide.

In a second aspect, the compound of this invention is represented by Formula (I) or a pharmaceutically acceptable salt thereof, wherein

X is aryl or heteroaryl optionally substituted with 1-7 independent halogen, -CN, NO<sub>2</sub>, -C<sub>1-6</sub>alkyl, -C<sub>2-6</sub>alkenyl, -C<sub>2-6</sub>alkynyl, -OR<sup>1</sup>, -NR<sup>1</sup>R<sup>2</sup>, -C(=NR<sup>1</sup>)NR<sup>2</sup>R<sup>3</sup>, -N(=NR<sup>1</sup>)NR<sup>2</sup>R<sup>3</sup>, -NR<sup>1</sup>COR<sup>2</sup>, -NR<sup>1</sup>CO<sub>2</sub>R<sup>2</sup>, -NR<sup>1</sup>SO<sub>2</sub>R<sup>4</sup>, -NR<sup>1</sup>CONR<sup>2</sup>R<sup>3</sup>, -SR<sup>4</sup>, -SOR<sup>4</sup>, -SO<sub>2</sub>R<sup>4</sup>, -SO<sub>2</sub>NR<sup>1</sup>R<sup>2</sup>, -COR<sup>1</sup>, -CO<sub>2</sub>R<sup>1</sup>, -CONR<sup>1</sup>R<sup>2</sup>, -C(=NR<sup>1</sup>)R<sup>2</sup>, or -C(=NOR<sup>1</sup>)R<sup>2</sup> substituents, wherein optionally two substituents are combined to form a cycloalkyl or heterocycloalkyl ring fused to X; wherein the -C<sub>1-6</sub>alkyl substituent, cycloalkyl ring, or heterocycloalkyl ring each optionally is further substituted with 1-5 independent halogen, -CN, -C<sub>1-6</sub>alkyl, -O(C<sub>0-6</sub>alkyl), -O(C<sub>3-7</sub>cycloalkyl), -O(aryl), -O(heteroaryl), -N(C<sub>0-6</sub>alkyl)(C<sub>0-6</sub>alkyl), -N(C<sub>0-6</sub>alkyl)(C<sub>3-7</sub>cycloalkyl), or -N(C<sub>0-6</sub>alkyl)(aryl) groups;

R<sup>1</sup>, R<sup>2</sup>, and R<sup>3</sup> each independently is -C<sub>0-6</sub>alkyl, -C<sub>3-7</sub>cycloalkyl, heteroaryl, or aryl; any of which is optionally substituted with 1-5 independent halogen, -CN, -C<sub>1-6</sub>alkyl, -O(C<sub>0-6</sub>alkyl), -O(C<sub>3-7</sub>cycloalkyl), -O(aryl), -

O(heteroaryl), -N(C<sub>0-6</sub>alkyl)(C<sub>0-6</sub>alkyl), -N(C<sub>0-6</sub>alkyl)(C<sub>3-7</sub>cycloalkyl), or -N(C<sub>0-6</sub>alkyl)(aryl) substituents;

R<sup>4</sup> is -C<sub>1-6</sub>alkyl, -C<sub>3-7</sub>cycloalkyl, heteroaryl, or aryl; optionally substituted with 1-5 independent halogen, -CN, -C<sub>1-6</sub>alkyl, -O(C<sub>0-6</sub>alkyl), -O(C<sub>3-7</sub>cycloalkyl), -O(aryl), -O(heteroaryl), -N(C<sub>0-6</sub>alkyl)(C<sub>0-6</sub>alkyl), -N(C<sub>0-6</sub>alkyl)(C<sub>3-7</sub>cycloalkyl), or -N(C<sub>0-6</sub>alkyl)(aryl) substituents;

A is -C<sub>0-4</sub>alkyl, -C<sub>0-2</sub>alkyl-SO-C<sub>0-2</sub>alkyl-, -C<sub>0-2</sub>alkyl-SO<sub>2</sub>-C<sub>0-2</sub>alkyl-, -C<sub>0-2</sub>alkyl-CO-C<sub>0-2</sub>alkyl-, -C<sub>0-2</sub>alkyl-NR<sup>9</sup>CO-C<sub>0-2</sub>alkyl-, -C<sub>0-2</sub>alkyl-NR<sup>9</sup>SO<sub>2</sub>-C<sub>0-2</sub>alkyl- or -heteroC<sub>0-4</sub>alkyl;

Y is 2-pyridyl optionally substituted with 1-4 independent halogen, -CN, NO<sub>2</sub>, -C<sub>1-6</sub>alkyl, -C<sub>2-6</sub>alkenyl, -C<sub>2-6</sub>alkynyl, -OR<sup>5</sup>, -NR<sup>5</sup>R<sup>6</sup>, -C(=NR<sup>5</sup>)NR<sup>6</sup>R<sup>7</sup>, -N(=NR<sup>5</sup>)NR<sup>6</sup>R<sup>7</sup>, -NR<sup>5</sup>COR<sup>6</sup>, -NR<sup>5</sup>CO<sub>2</sub>R<sup>6</sup>, -NR<sup>5</sup>SO<sub>2</sub>R<sup>8</sup>, -NR<sup>5</sup>CONR<sup>6</sup>R<sup>7</sup>, -SR<sup>8</sup>, -SOR<sup>8</sup>, -SO<sub>2</sub>R<sup>8</sup>, -SO<sub>2</sub>NR<sup>5</sup>R<sup>6</sup>, -COR<sup>5</sup>, -CO<sub>2</sub>R<sup>5</sup>, -CONR<sup>5</sup>R<sup>6</sup>, -C(=NR<sup>5</sup>)R<sup>6</sup>, or -C(=NOR<sup>5</sup>)R<sup>6</sup> substituents, wherein optionally two substituents are combined to form a cycloalkyl or heterocycloalkyl ring fused to Y; wherein the -C<sub>1-6</sub>alkyl substituent, cycloalkyl ring, or heterocycloalkyl ring each optionally is further substituted with 1-5 independent halogen, -CN, -C<sub>1-6</sub>alkyl, -O(C<sub>0-6</sub>alkyl), -O(C<sub>3-7</sub>cycloalkyl), -O(aryl), -O(heteroaryl), -N(C<sub>0-6</sub>alkyl)(C<sub>0-6</sub>alkyl), -N(C<sub>0-6</sub>alkyl)(C<sub>3-7</sub>cycloalkyl), or -N(C<sub>0-6</sub>alkyl)(aryl) groups;

R<sup>5</sup>, R<sup>6</sup>, and R<sup>7</sup> each independently is -C<sub>0-6</sub>alkyl, -C<sub>3-7</sub>cycloalkyl, heteroaryl, or aryl; any of which is optionally substituted with 1-5 independent halogen, -CN, -C<sub>1-6</sub>alkyl, -O(C<sub>0-6</sub>alkyl), -O(C<sub>3-7</sub>cycloalkyl), -O(aryl), -O(heteroaryl), -N(C<sub>0-6</sub>alkyl)(C<sub>0-6</sub>alkyl), -N(C<sub>0-6</sub>alkyl)(C<sub>3-7</sub>cycloalkyl), or -N(C<sub>0-6</sub>alkyl)(aryl) substituents;

R<sup>8</sup> is -C<sub>1-6</sub>alkyl, -C<sub>3-7</sub>cycloalkyl, heteroaryl, or aryl; optionally substituted with 1-5 independent halogen, -CN, -C<sub>1-6</sub>alkyl, -O(C<sub>0-6</sub>alkyl), -O(C<sub>3-7</sub>cycloalkyl), -O(aryl), -O(heteroaryl), -N(C<sub>0-6</sub>alkyl)(C<sub>0-6</sub>alkyl), -N(C<sub>0-6</sub>alkyl)(C<sub>3-7</sub>cycloalkyl), or -N(C<sub>0-6</sub>alkyl)(aryl) substituents;

B is -C<sub>0-4</sub>alkyl, -C<sub>0-2</sub>alkyl-SO-C<sub>0-2</sub>alkyl-, -C<sub>0-2</sub>alkyl-SO<sub>2</sub>-C<sub>0-2</sub>alkyl-, -C<sub>0-2</sub>alkyl-CO-C<sub>0-2</sub>alkyl-, -C<sub>0-2</sub>alkyl-NR<sup>10</sup>CO-C<sub>0-2</sub>alkyl-, -C<sub>0-2</sub>alkyl-NR<sup>10</sup>SO<sub>2</sub>-C<sub>0-2</sub>alkyl-, or -heteroC<sub>0-4</sub>alkyl;

R<sup>9</sup> and R<sup>10</sup> each independently is -C<sub>0-6</sub>alkyl, -C<sub>3-7</sub>cycloalkyl, heteroaryl, or aryl; any of which is optionally substituted with 1-5 independent halogen, -CN, -C<sub>1-6</sub>alkyl, -O(C<sub>0-6</sub>alkyl), -O(C<sub>3-7</sub>cycloalkyl), -O(aryl), -

O(heteroaryl), -N(C<sub>0-6</sub>alkyl)(C<sub>0-6</sub>alkyl), -N(C<sub>0-6</sub>alkyl)(C<sub>3-7</sub>cycloalkyl), -N(C<sub>0-6</sub>alkyl)(aryl) substituents;

R<sup>11</sup> and R<sup>12</sup> is each independently halogen, -C<sub>0-6</sub>alkyl, -C<sub>0-6</sub>alkoxyl, =O, =N(C<sub>0-4</sub>alkyl), or -N(C<sub>0-4</sub>alkyl)(C<sub>0-4</sub>alkyl);

5 any alkyl optionally substituted with 1-5 independent halogen substituents, and any N may be an N-oxide;

and provided that when R<sup>11</sup> = R<sup>12</sup> = H and A = B = C<sub>0</sub>alkyl, then X is not 3-cyanophenyl.

10 In a third aspect, the compound of this invention is represented by Formula (I) or a pharmaceutically acceptable salt thereof, wherein

X is phenyl optionally substituted with 1-5 independent halogen, -CN, NO<sub>2</sub>, -C<sub>1-6</sub>alkyl, -C<sub>2-6</sub>alkenyl, -C<sub>2-6</sub>alkynyl, -OR<sup>1</sup>, -NR<sup>1</sup>R<sup>2</sup>, -C(=NR<sup>1</sup>)NR<sup>2</sup>R<sup>3</sup>, -N(=NR<sup>1</sup>)NR<sup>2</sup>R<sup>3</sup>, -NR<sup>1</sup>COR<sup>2</sup>, -NR<sup>1</sup>CO<sub>2</sub>R<sup>2</sup>, -NR<sup>1</sup>SO<sub>2</sub>R<sup>4</sup>, -NR<sup>1</sup>CONR<sup>2</sup>R<sup>3</sup>, -SR<sup>4</sup>,  
 15 -SOR<sup>4</sup>, -SO<sub>2</sub>R<sup>4</sup>, -SO<sub>2</sub>NR<sup>1</sup>R<sup>2</sup>, -COR<sup>1</sup>, -CO<sub>2</sub>R<sup>1</sup>, -CONR<sup>1</sup>R<sup>2</sup>, -C(=NR<sup>1</sup>)R<sup>2</sup>, or -C(=NOR<sup>1</sup>)R<sup>2</sup> substituents, wherein optionally two substituents are combined to form a cycloalkyl or heterocycloalkyl ring fused to X; wherein the -C<sub>1-6</sub>alkyl substituent, cycloalkyl ring, or heterocycloalkyl ring each optionally is further substituted with 1-5 independent halogen, -CN, -C<sub>1-6</sub>alkyl, -O(C<sub>0-6</sub>alkyl), -O(C<sub>3-7</sub>cycloalkyl), -  
 20 O(aryl), -O(heteroaryl), -N(C<sub>0-6</sub>alkyl)(C<sub>0-6</sub>alkyl), -N(C<sub>0-6</sub>alkyl)(C<sub>3-7</sub>cycloalkyl), or -N(C<sub>0-6</sub>alkyl)(aryl) groups;

R<sup>1</sup>, R<sup>2</sup>, and R<sup>3</sup> each independently is -C<sub>0-6</sub>alkyl, -C<sub>3-7</sub>cycloalkyl, heteroaryl, or aryl; any of which is optionally substituted with 1-5 independent halogen, -CN, -C<sub>1-6</sub>alkyl, -O(C<sub>0-6</sub>alkyl), -O(C<sub>3-7</sub>cycloalkyl), -O(aryl), -  
 25 O(heteroaryl), -N(C<sub>0-6</sub>alkyl)(C<sub>0-6</sub>alkyl), -N(C<sub>0-6</sub>alkyl)(C<sub>3-7</sub>cycloalkyl), or -N(C<sub>0-6</sub>alkyl)(aryl) substituents;

R<sup>4</sup> is -C<sub>1-6</sub>alkyl, -C<sub>3-7</sub>cycloalkyl, heteroaryl, or aryl; optionally substituted with 1-5 independent halogen, -CN, -C<sub>1-6</sub>alkyl, -O(C<sub>0-6</sub>alkyl), -O(C<sub>3-7</sub>cycloalkyl), -O(aryl), -O(heteroaryl), -N(C<sub>0-6</sub>alkyl)(C<sub>0-6</sub>alkyl), -N(C<sub>0-6</sub>alkyl)(C<sub>3-7</sub>cycloalkyl), or -N(C<sub>0-6</sub>alkyl)(aryl) substituents;  
 30

A is -C<sub>0-4</sub>alkyl, -C<sub>0-2</sub>alkyl-SO-C<sub>0-2</sub>alkyl-, -C<sub>0-2</sub>alkyl-SO<sub>2</sub>-C<sub>0-2</sub>alkyl-, -C<sub>0-2</sub>alkyl-CO-C<sub>0-2</sub>alkyl-, -C<sub>0-2</sub>alkyl-NR<sup>9</sup>CO-C<sub>0-2</sub>alkyl-, -C<sub>0-2</sub>alkyl-NR<sup>9</sup>SO<sub>2</sub>-C<sub>0-2</sub>alkyl- or -heteroC<sub>0-4</sub>alkyl;

Y is aryl or heteroaryl optionally substituted with 1-7 independent halogen, -CN, NO<sub>2</sub>, -C<sub>1-6</sub>alkyl, -C<sub>2-6</sub>alkenyl, -C<sub>2-6</sub>alkynyl, -OR<sup>5</sup>, -NR<sup>5</sup>R<sup>6</sup>, -C(=NR<sup>5</sup>)NR<sup>6</sup>R<sup>7</sup>, -N(=NR<sup>5</sup>)NR<sup>6</sup>R<sup>7</sup>, -NR<sup>5</sup>COR<sup>6</sup>, -NR<sup>5</sup>CO<sub>2</sub>R<sup>6</sup>, -NR<sup>5</sup>SO<sub>2</sub>R<sup>8</sup>, -NR<sup>5</sup>CONR<sup>6</sup>R<sup>7</sup>, -SR<sup>8</sup>, -SOR<sup>8</sup>, -SO<sub>2</sub>R<sup>8</sup>, -SO<sub>2</sub>NR<sup>5</sup>R<sup>6</sup>, -COR<sup>5</sup>, -CO<sub>2</sub>R<sup>5</sup>, -CONR<sup>5</sup>R<sup>6</sup>,  
 5 -C(=NR<sup>5</sup>)R<sup>6</sup>, or -C(=NOR<sup>5</sup>)R<sup>6</sup> substituents, wherein optionally two substituents are combined to form a cycloalkyl or heterocycloalkyl ring fused to Y; wherein the -C<sub>1-6</sub>alkyl substituent, cycloalkyl ring, or heterocycloalkyl ring each optionally is further substituted with 1-5 independent halogen, -CN, -C<sub>1-6</sub>alkyl, -O(C<sub>0-6</sub>alkyl), -O(C<sub>3-7</sub>cycloalkyl), -O(aryl), -O(heteroaryl), -N(C<sub>0-6</sub>alkyl)(C<sub>0-6</sub>alkyl), -N(C<sub>0-6</sub>alkyl)(C<sub>3-7</sub>cycloalkyl), or -N(C<sub>0-6</sub>alkyl)(aryl) groups;

R<sup>5</sup>, R<sup>6</sup>, and R<sup>7</sup> each independently is -C<sub>0-6</sub>alkyl, -C<sub>3-7</sub>cycloalkyl, heteroaryl, or aryl; any of which is optionally substituted with 1-5 independent halogen, -CN, -C<sub>1-6</sub>alkyl, -O(C<sub>0-6</sub>alkyl), -O(C<sub>3-7</sub>cycloalkyl), -O(aryl), -O(heteroaryl), -N(C<sub>0-6</sub>alkyl)(C<sub>0-6</sub>alkyl), -N(C<sub>0-6</sub>alkyl)(C<sub>3-7</sub>cycloalkyl), or -N(C<sub>0-6</sub>alkyl)(aryl) substituents;

R<sup>8</sup> is -C<sub>1-6</sub>alkyl, -C<sub>3-7</sub>cycloalkyl, heteroaryl, or aryl; optionally substituted with 1-5 independent halogen, -CN, -C<sub>1-6</sub>alkyl, -O(C<sub>0-6</sub>alkyl), -O(C<sub>3-7</sub>cycloalkyl), -O(aryl), -O(heteroaryl), -N(C<sub>0-6</sub>alkyl)(C<sub>0-6</sub>alkyl), -N(C<sub>0-6</sub>alkyl)(C<sub>3-7</sub>cycloalkyl), or -N(C<sub>0-6</sub>alkyl)(aryl) substituents;

B is -C<sub>0-4</sub>alkyl, -C<sub>0-2</sub>alkyl-SO-C<sub>0-2</sub>alkyl-, -C<sub>0-2</sub>alkyl-SO<sub>2</sub>-C<sub>0-2</sub>alkyl-, -C<sub>0-2</sub>alkyl-CO-C<sub>0-2</sub>alkyl-, -C<sub>0-2</sub>alkyl-NR<sup>10</sup>CO-C<sub>0-2</sub>alkyl-, -C<sub>0-2</sub>alkyl-NR<sup>10</sup>SO<sub>2</sub>-C<sub>0-2</sub>alkyl-, or -heteroC<sub>0-4</sub>alkyl;

R<sup>9</sup> and R<sup>10</sup> each independently is -C<sub>0-6</sub>alkyl, -C<sub>3-7</sub>cycloalkyl, heteroaryl, or aryl; any of which is optionally substituted with 1-5 independent halogen, -CN, -C<sub>1-6</sub>alkyl, -O(C<sub>0-6</sub>alkyl), -O(C<sub>3-7</sub>cycloalkyl), -O(aryl), -O(heteroaryl), -N(C<sub>0-6</sub>alkyl)(C<sub>0-6</sub>alkyl), -N(C<sub>0-6</sub>alkyl)(C<sub>3-7</sub>cycloalkyl), -N(C<sub>0-6</sub>alkyl)(aryl) substituents;

R<sup>11</sup> and R<sup>12</sup> is each independently halogen, -C<sub>0-6</sub>alkyl, -C<sub>0-6</sub>alkoxyl, =O, =N(C<sub>0-4</sub>alkyl), or -N(C<sub>0-4</sub>alkyl)(C<sub>0-4</sub>alkyl);

any alkyl optionally substituted with 1-5 independent halogen substituents, and any N may be an N-oxide;

and provided that when Y = 2-pyridyl, R<sup>11</sup> = R<sup>12</sup> = H and A = B = C<sub>0</sub>alkyl, then X is not 3-cyanophenyl.

In an embodiment of this third aspect, the compound of this invention is represented by Formula (I) or a pharmaceutically acceptable salt thereof, wherein

X is phenyl optionally substituted with 1-5 independent halogen, -CN, NO<sub>2</sub>, -C<sub>1-6</sub>alkyl, -C<sub>2-6</sub>alkenyl, -C<sub>2-6</sub>alkynyl, -OR<sup>1</sup>, -NR<sup>1</sup>R<sup>2</sup>, -C(=NR<sup>1</sup>)NR<sup>2</sup>R<sup>3</sup>, -N(=NR<sup>1</sup>)NR<sup>2</sup>R<sup>3</sup>, -NR<sup>1</sup>COR<sup>2</sup>, -NR<sup>1</sup>CO<sub>2</sub>R<sup>2</sup>, -NR<sup>1</sup>SO<sub>2</sub>R<sup>4</sup>, -NR<sup>1</sup>CONR<sup>2</sup>R<sup>3</sup>, -SR<sup>4</sup>, -SOR<sup>4</sup>, -SO<sub>2</sub>R<sup>4</sup>, -SO<sub>2</sub>NR<sup>1</sup>R<sup>2</sup>, -COR<sup>1</sup>, -CO<sub>2</sub>R<sup>1</sup>, -CONR<sup>1</sup>R<sup>2</sup>, -C(=NR<sup>1</sup>)R<sup>2</sup>, or -C(=NOR<sup>1</sup>)R<sup>2</sup> substituents, wherein optionally two substituents are combined to form a cycloalkyl or heterocycloalkyl ring fused to X; wherein the -C<sub>1-6</sub>alkyl substituent, cycloalkyl ring, or heterocycloalkyl ring each optionally is further substituted with 1-5 independent halogen, -CN, -C<sub>1-6</sub>alkyl, -O(C<sub>0-6</sub>alkyl), -O(C<sub>3-7</sub>cycloalkyl), -O(aryl), -O(heteroaryl), -N(C<sub>0-6</sub>alkyl)(C<sub>0-6</sub>alkyl), -N(C<sub>0-6</sub>alkyl)(C<sub>3-7</sub>cycloalkyl), or -N(C<sub>0-6</sub>alkyl)(aryl) groups;

R<sup>1</sup>, R<sup>2</sup>, and R<sup>3</sup> each independently is -C<sub>0-6</sub>alkyl, -C<sub>3-7</sub>cycloalkyl, heteroaryl, or aryl; any of which is optionally substituted with 1-5 independent halogen, -CN, -C<sub>1-6</sub>alkyl, -O(C<sub>0-6</sub>alkyl), -O(C<sub>3-7</sub>cycloalkyl), -O(aryl), -O(heteroaryl), -N(C<sub>0-6</sub>alkyl)(C<sub>0-6</sub>alkyl), -N(C<sub>0-6</sub>alkyl)(C<sub>3-7</sub>cycloalkyl), or -N(C<sub>0-6</sub>alkyl)(aryl) substituents;

R<sup>4</sup> is -C<sub>1-6</sub>alkyl, -C<sub>3-7</sub>cycloalkyl, heteroaryl, or aryl; optionally substituted with 1-5 independent halogen, -CN, -C<sub>1-6</sub>alkyl, -O(C<sub>0-6</sub>alkyl), -O(C<sub>3-7</sub>cycloalkyl), -O(aryl), -O(heteroaryl), -N(C<sub>0-6</sub>alkyl)(C<sub>0-6</sub>alkyl), -N(C<sub>0-6</sub>alkyl)(C<sub>3-7</sub>cycloalkyl), or -N(C<sub>0-6</sub>alkyl)(aryl) substituents;

A is -C<sub>0-4</sub>alkyl, -C<sub>0-2</sub>alkyl-SO-C<sub>0-2</sub>alkyl-, -C<sub>0-2</sub>alkyl-SO<sub>2</sub>-C<sub>0-2</sub>alkyl-, -C<sub>0-2</sub>alkyl-CO-C<sub>0-2</sub>alkyl-, -C<sub>0-2</sub>alkyl-NR<sup>9</sup>CO-C<sub>0-2</sub>alkyl-, -C<sub>0-2</sub>alkyl-NR<sup>9</sup>SO<sub>2</sub>-C<sub>0-2</sub>alkyl- or -heteroC<sub>0-4</sub>alkyl;

Y is 2-pyridyl optionally substituted with 1-4 independent halogen, -CN, NO<sub>2</sub>, -C<sub>1-6</sub>alkyl, -C<sub>2-6</sub>alkenyl, -C<sub>2-6</sub>alkynyl, -OR<sup>5</sup>, -NR<sup>5</sup>R<sup>6</sup>, -C(=NR<sup>5</sup>)NR<sup>6</sup>R<sup>7</sup>, -N(=NR<sup>5</sup>)NR<sup>6</sup>R<sup>7</sup>, -NR<sup>5</sup>COR<sup>6</sup>, -NR<sup>5</sup>CO<sub>2</sub>R<sup>6</sup>, -NR<sup>5</sup>SO<sub>2</sub>R<sup>8</sup>, -NR<sup>5</sup>CONR<sup>6</sup>R<sup>7</sup>, -SR<sup>8</sup>, -SOR<sup>8</sup>, -SO<sub>2</sub>R<sup>8</sup>, -SO<sub>2</sub>NR<sup>5</sup>R<sup>6</sup>, -COR<sup>5</sup>, -CO<sub>2</sub>R<sup>5</sup>, -CONR<sup>5</sup>R<sup>6</sup>, -C(=NR<sup>5</sup>)R<sup>6</sup>, or -C(=NOR<sup>5</sup>)R<sup>6</sup> substituents, wherein optionally two substituents are combined to form a cycloalkyl or heterocycloalkyl ring fused to Y; wherein the -C<sub>1-6</sub>alkyl substituent, cycloalkyl ring, or heterocycloalkyl ring each optionally is further substituted with 1-5 independent halogen, -CN, -C<sub>1-6</sub>alkyl, -O(C<sub>0-6</sub>alkyl), -O(C<sub>3-7</sub>cycloalkyl), -O(aryl), -O(heteroaryl), -N(C<sub>0-6</sub>alkyl)(C<sub>0-6</sub>alkyl), -N(C<sub>0-6</sub>alkyl)(C<sub>3-7</sub>cycloalkyl), or -N(C<sub>0-6</sub>alkyl)(aryl) groups;

R<sup>5</sup>, R<sup>6</sup>, and R<sup>7</sup> each independently is -C<sub>0-6</sub>alkyl, -C<sub>3-7</sub>cycloalkyl, heteroaryl, or aryl; any of which is optionally substituted with 1-5 independent halogen, -CN, -C<sub>1-6</sub>alkyl, -O(C<sub>0-6</sub>alkyl), -O(C<sub>3-7</sub>cycloalkyl), -O(aryl), -O(heteroaryl), -N(C<sub>0-6</sub>alkyl)(C<sub>0-6</sub>alkyl), -N(C<sub>0-6</sub>alkyl)(C<sub>3-7</sub>cycloalkyl), or -N(C<sub>0-6</sub>alkyl)(aryl) substituents;

R<sup>8</sup> is -C<sub>1-6</sub>alkyl, -C<sub>3-7</sub>cycloalkyl, heteroaryl, or aryl; optionally substituted with 1-5 independent halogen, -CN, -C<sub>1-6</sub>alkyl, -O(C<sub>0-6</sub>alkyl), -O(C<sub>3-7</sub>cycloalkyl), -O(aryl), -O(heteroaryl), -N(C<sub>0-6</sub>alkyl)(C<sub>0-6</sub>alkyl), -N(C<sub>0-6</sub>alkyl)(C<sub>3-7</sub>cycloalkyl), or -N(C<sub>0-6</sub>alkyl)(aryl) substituents;

B is -C<sub>0-4</sub>alkyl, -C<sub>0-2</sub>alkyl-SO-C<sub>0-2</sub>alkyl-, -C<sub>0-2</sub>alkyl-SO<sub>2</sub>-C<sub>0-2</sub>alkyl-, -C<sub>0-2</sub>alkyl-CO-C<sub>0-2</sub>alkyl-, -C<sub>0-2</sub>alkyl-NR<sup>10</sup>CO-C<sub>0-2</sub>alkyl-, -C<sub>0-2</sub>alkyl-NR<sup>10</sup>SO<sub>2</sub>-C<sub>0-2</sub>alkyl-, or -heteroC<sub>0-4</sub>alkyl;

R<sup>9</sup> and R<sup>10</sup> each independently is -C<sub>0-6</sub>alkyl, -C<sub>3-7</sub>cycloalkyl, heteroaryl, or aryl; any of which is optionally substituted with 1-5 independent halogen, -CN, -C<sub>1-6</sub>alkyl, -O(C<sub>0-6</sub>alkyl), -O(C<sub>3-7</sub>cycloalkyl), -O(aryl), -O(heteroaryl), -N(C<sub>0-6</sub>alkyl)(C<sub>0-6</sub>alkyl), -N(C<sub>0-6</sub>alkyl)(C<sub>3-7</sub>cycloalkyl), -N(C<sub>0-6</sub>alkyl)(aryl) substituents;

R<sup>11</sup> and R<sup>12</sup> is each independently halogen, -C<sub>0-6</sub>alkyl, -C<sub>0-6</sub>alkoxyl, =O, =N(C<sub>0-4</sub>alkyl), or -N(C<sub>0-4</sub>alkyl)(C<sub>0-4</sub>alkyl);

any alkyl optionally substituted with 1-5 independent halogen substituents, and any N may be an N-oxide;

and provided that when R<sup>11</sup> = R<sup>12</sup> = H and A = B = C<sub>0</sub>alkyl, then X is not 3-cyanophenyl.

25

As used herein, "alkyl" as well as other groups having the prefix "alk" such as, for example, alkoxy, alkanoyl, alkenyl, alkynyl and the like, means carbon chains which may be linear or branched or combinations thereof. Examples of alkyl groups include methyl, ethyl, propyl, isopropyl, butyl, sec- and tert-butyl, pentyl, hexyl, heptyl and the like. "Alkenyl", "alkynyl" and other like terms include carbon chains containing at least one unsaturated C-C bond.



The term "cycloalkyl" means carbocycles containing no heteroatoms, and includes mono-, bi- and tricyclic saturated carbocycles, as well as fused ring systems. Such fused ring systems can include one ring that is partially or fully unsaturated such as a benzene ring to form fused ring systems such as benzofused carbocycles. Cycloalkyl includes such fused ring systems as spirofused ring systems. Examples of cycloalkyl include cyclopropyl, cyclobutyl, cyclopentyl, cyclohexyl, decahydronaphthalene, adamantane, indanyl, indenyl, fluorenyl, 1,2,3,4-tetrahydronaphthalene and the like. Similarly, "cycloalkenyl" means carbocycles containing no heteroatoms and at least one non-aromatic C-C double bond, and include mono-, bi- and tricyclic partially saturated carbocycles, as well as benzofused cycloalkenes. Examples of cycloalkenyl include cyclohexenyl, indenyl, and the like.

The term "aryl" means an aromatic substituent which is a single ring or multiple rings fused together. When formed of multiple rings, at least one of the constituent rings is aromatic. The preferred aryl substituents are phenyl and naphthyl groups.

The term "cycloalkyloxy" unless specifically stated otherwise includes a cycloalkyl group connected by a short C<sub>1-2</sub>alkyl length to the oxy connecting atom.

The term "C<sub>0-6</sub>alkyl" includes alkyls containing 6, 5, 4, 3, 2, 1, or no carbon atoms. An alkyl with no carbon atoms is a hydrogen atom substituent when the alkyl is a terminal group and is a direct bond when the alkyl is a bridging group.

The term "hetero" unless specifically stated otherwise includes one or more O, S, or N atoms. For example, heterocycloalkyl and heteroaryl include ring systems that contain one or more O, S, or N atoms in the ring, including mixtures of such atoms. The hetero atoms replace ring carbon atoms. Thus, for example, a heterocycloC<sub>5</sub>alkyl is a five-member ring containing from 4 to no carbon atoms. Examples of heteroaryls include pyridinyl, quinolinyl, isoquinolinyl, pyridazinyl, pyrimidinyl, pyrazinyl, quinoxalinyl, furyl, benzofuryl, dibenzofuryl, thienyl, benzthienyl, pyrrolyl, indolyl, pyrazolyl, indazolyl, oxazolyl, benzoxazolyl, isoxazolyl, thiazolyl, benzothiazolyl, isothiazolyl, imidazolyl, benzimidazolyl, oxadiazolyl, thiadiazolyl, triazolyl, and tetrazolyl. Examples of heterocycloalkyls include azetidiny, pyrrolidinyl, piperidinyl, piperazinyl, morpholinyl, tetrahydrofuranyl, imidazoliny, pyrrolidin-2-one, piperidin-2-one, and thiomorpholinyl.

The term "heteroC<sub>0-4</sub>alkyl" means a heteroalkyl containing 3, 2, 1, or no carbon atoms. However, at least one heteroatom must be present. Thus, as an

example, a heteroC<sub>0-4</sub>alkyl having no carbon atoms but one N atom would be a -NH- if a bridging group and a -NH<sub>2</sub> if a terminal group. Analogous bridging or terminal groups are clear for an O or S heteroatom.

5 The term "amine" unless specifically stated otherwise includes primary, secondary and tertiary amines substituted with C<sub>0-6</sub>alkyl.

The term "carbonyl" unless specifically stated otherwise includes a C<sub>0-6</sub>alkyl substituent group when the carbonyl is terminal.

The term "halogen" includes fluorine, chlorine, bromine and iodine atoms.

10 The term "optionally substituted" is intended to include both substituted and unsubstituted. Thus, for example, optionally substituted aryl could represent a pentafluorophenyl or a phenyl ring. Further, optionally substituted multiple moieties such as, for example, alkylaryl are intended to mean that the aryl and the aryl groups are optionally substituted. If only one of the multiple moieties is  
15 optionally substituted then it will be specifically recited such as "an alkylaryl, the aryl optionally substituted with halogen or hydroxyl."

20 Compounds described herein contain one or more double bonds and may thus give rise to cis/trans isomers as well as other conformational isomers. The present invention includes all such possible isomers as well as mixtures of such isomers.

25 Compounds described herein can contain one or more asymmetric centers and may thus give rise to diastereomers and optical isomers. The present invention includes all such possible diastereomers as well as their racemic mixtures, their substantially pure resolved enantiomers, all possible geometric isomers, and pharmaceutically acceptable salts thereof. The above Formula I is shown without a definitive stereochemistry at certain positions. The present invention includes all stereoisomers of Formula I and pharmaceutically acceptable salts thereof. Further, mixtures of stereoisomers as well as isolated specific stereoisomers are also included. During the course of the synthetic procedures used to prepare such compounds, or in  
30 using racemization or epimerization procedures known to those skilled in the art, the products of such procedures can be a mixture of stereoisomers.

The term "pharmaceutically acceptable salts" refers to salts prepared from pharmaceutically acceptable non-toxic bases or acids. When the compound of the present invention is acidic, its corresponding salt can be conveniently prepared

from pharmaceutically acceptable non-toxic bases, including inorganic bases and organic bases. Salts derived from such inorganic bases include aluminum, ammonium, calcium, copper (ic and ous), ferric, ferrous, lithium, magnesium, manganese (ic and ous), potassium, sodium, zinc and the like salts. Particularly preferred are the ammonium, calcium, magnesium, potassium and sodium salts. Salts derived from pharmaceutically acceptable organic non-toxic bases include salts of primary, secondary, and tertiary amines, as well as cyclic amines and substituted amines such as naturally occurring and synthesized substituted amines. Other pharmaceutically acceptable organic non-toxic bases from which salts can be formed include ion exchange resins such as, for example, arginine, betaine, caffeine, choline, N,N'-dibenzylethylenediamine, diethylamine, 2-diethylaminoethanol, 2-dimethylaminoethanol, ethanolamine, ethylenediamine, N-ethylmorpholine, N-ethylpiperidine, glucamine, glucosamine, histidine, hydrabamine, isopropylamine, lysine, methylglucamine, morpholine, piperazine, piperidine, polyamine resins, procaine, purines, theobromine, triethylamine, trimethylamine, tripropylamine, tromethamine and the like.

When the compound of the present invention is basic, its corresponding salt can be conveniently prepared from pharmaceutically acceptable non-toxic acids, including inorganic and organic acids. Such acids include, for example, acetic, benzenesulfonic, benzoic, camphorsulfonic, citric, ethanesulfonic, fumaric, gluconic, glutamic, hydrobromic, hydrochloric, isethionic, lactic, maleic, malic, mandelic, methanesulfonic, mucic, nitric, pamoic, pantothenic, phosphoric, succinic, sulfuric, tartaric, p-toluenesulfonic acid and the like. Particularly preferred are citric, hydrobromic, hydrochloric, maleic, phosphoric, sulfuric, and tartaric acids.

The pharmaceutical compositions of the present invention comprise a compound represented by Formula I (or pharmaceutically acceptable salts thereof) as an active ingredient, a pharmaceutically acceptable carrier and optionally other therapeutic ingredients or adjuvants. Such additional therapeutic ingredients include, for example, i) opiate agonists or antagonists, ii) calcium channel antagonists, iii) 5HT receptor agonists or antagonists iv) sodium channel antagonists, v) NMDA receptor agonists or antagonists, vi) COX-2 selective inhibitors, vii) NK1 antagonists, viii) non-steroidal anti-inflammatory drugs ("NSAID"), ix) GABA-A receptor modulators, x) dopamine agonists or antagonists, xi) selective serotonin reuptake inhibitors ("SSRI") and/or selective serotonin and norepinephrine reuptake inhibitors ("SSNRI"), xii) tricyclic antidepressant drugs, xiv) norepinephrine modulators, xv) L-

DOPA, xvi) buspirone, xvii) lithium, xviii) valproate, ix) neurontin (gabapentin), xx) olanzapine, xxi) nicotinic agonists or antagonists including nicotine, xxii) muscarinic agonists or antagonists, xxiii) heroin substituting drugs such as methadone, levo-alpha-acetylmethadol, buprenorphine and naltrexone, and xxiv) disulfiram and  
5 acamprosate. The compositions include compositions suitable for oral, rectal, topical, and parenteral (including subcutaneous, intramuscular, and intravenous) administration, although the most suitable route in any given case will depend on the particular host, and nature and severity of the conditions for which the active ingredient is being administered. The pharmaceutical compositions may be  
10 conveniently presented in unit dosage form and prepared by any of the methods well known in the art of pharmacy.

Creams, ointments, jellies, solutions, or suspensions containing the compound of Formula I can be employed for topical use. Mouth washes and gargles are included within the scope of topical use for the purposes of this invention.

15 Dosage levels from about 0.01mg/kg to about 140mg/kg of body weight per day are useful in the treatment of psychiatric and mood disorders such as, for example, schizophrenia, anxiety, depression, panic, bipolar disorder, and circadian rhythm and sleep disorders – such as shift-work induced sleep disorder or jet-lag, as well as being useful in the treatment of pain which are responsive to mGluR5  
20 inhibition, or alternatively about 0.5mg to about 7g per patient per day. For example, schizophrenia, anxiety, depression, panic, bipolar disorder, and circadian rhythm and sleep disorders – such as shift-work induced sleep disorder or jet-lag, may be effectively treated by the administration of from about 0.01mg to 75mg of the compound per kilogram of body weight per day, or alternatively about 0.5mg to about  
25 3.5g per patient per day. Pain may be effectively treated by the administration of from about 0.01mg to 125mg of the compound per kilogram of body weight per day, or alternatively about 0.5mg to about 5.5g per patient per day. Further, it is understood that the mGluR5 inhibiting compounds of this invention can be administered at prophylactically effective dosage levels to prevent the above-recited conditions.

30 The amount of active ingredient that may be combined with the carrier materials to produce a single dosage form will vary depending upon the host treated and the particular mode of administration. For example, a formulation intended for the oral administration to humans may conveniently contain from about 0.5mg to about 5g of active agent, compounded with an appropriate and convenient amount of  
35 carrier material which may vary from about 5 to about 95 percent of the total

composition. Unit dosage forms will generally contain between from about 1mg to about 1000mg of the active ingredient, typically 25mg, 50mg, 100mg, 200mg, 300mg, 400mg, 500mg, 600mg, 800mg or 1000mg.

It is understood, however, that the specific dose level for any particular patient will depend upon a variety of factors including the age, body weight, general health, sex, diet, time of administration, route of administration, rate of excretion, drug combination and the severity of the particular disease undergoing therapy.

In practice, the compounds represented by Formula I, or pharmaceutically acceptable salts thereof, of this invention can be combined as the active ingredient in intimate admixture with a pharmaceutical carrier according to conventional pharmaceutical compounding techniques. The carrier may take a wide variety of forms depending on the form of preparation desired for administration, e.g., oral or parenteral (including intravenous). Thus, the pharmaceutical compositions of the present invention can be presented as discrete units suitable for oral administration such as capsules, cachets or tablets each containing a predetermined amount of the active ingredient. Further, the compositions can be presented as a powder, as granules, as a solution, as a suspension in an aqueous liquid, as a non-aqueous liquid, as an oil-in-water emulsion or as a water-in-oil liquid emulsion. In addition to the common dosage forms set out above, the compound represented by Formula I, or pharmaceutically acceptable salts thereof, may also be administered by controlled release means and/or delivery devices. The compositions may be prepared by any of the methods of pharmacy. In general, such methods include a step of bringing into association the active ingredient with the carrier that constitutes one or more necessary ingredients. In general, the compositions are prepared by uniformly and intimately admixing the active ingredient with liquid carriers or finely divided solid carriers or both. The product can then be conveniently shaped into the desired presentation.

Thus, the pharmaceutical compositions of this invention may include a pharmaceutically acceptable carrier and a compound or a pharmaceutically acceptable salt of Formula I. The compounds of Formula I, or pharmaceutically acceptable salts thereof, can also be included in pharmaceutical compositions in combination with one or more other therapeutically active compounds.

The pharmaceutical carrier employed can be, for example, a solid, liquid, or gas. Examples of solid carriers include lactose, terra alba, sucrose, talc, gelatin, agar, pectin, acacia, magnesium stearate, and stearic acid. Examples of liquid

carriers are sugar syrup, peanut oil, olive oil, and water. Examples of gaseous carriers include carbon dioxide and nitrogen.

In preparing the compositions for oral dosage form, any convenient pharmaceutical media may be employed. For example, water, glycols, oils, alcohols, 5 flavoring agents, preservatives, coloring agents and the like may be used to form oral liquid preparations such as suspensions, elixirs and solutions; while carriers such as starches, sugars, microcrystalline cellulose, diluents, granulating agents, lubricants, binders, disintegrating agents, and the like may be used to form oral solid preparations such as powders, capsules and tablets. Because of their ease of administration, tablets 10 and capsules are the preferred oral dosage units whereby solid pharmaceutical carriers are employed. Optionally, tablets may be coated by standard aqueous or nonaqueous techniques

A tablet containing the composition of this invention may be prepared by compression or molding, optionally with one or more accessory ingredients or 15 adjuvants. Compressed tablets may be prepared by compressing, in a suitable machine, the active ingredient in a free-flowing form such as powder or granules, optionally mixed with a binder, lubricant, inert diluent, surface active or dispersing agent. Molded tablets may be made by molding in a suitable machine, a mixture of the powdered compound moistened with an inert liquid diluent. Each tablet 20 preferably contains from about 0.1mg to about 500mg of the active ingredient and each cachet or capsule preferably containing from about 0.1mg to about 500mg of the active ingredient. Thus, a tablet, cachet, or capsule conveniently contains 0.1mg, 1mg, 5mg, 25mg, 50mg, 100mg, 200mg, 300mg, 400mg, or 500mg of the active ingredient taken one or two tablets, cachets, or capsules, once, twice, or three times 25 daily.

Pharmaceutical compositions of the present invention suitable for parenteral administration may be prepared as solutions or suspensions of the active compounds in water. A suitable surfactant can be included such as, for example, 30 hydroxypropylcellulose. Dispersions can also be prepared in glycerol, liquid polyethylene glycols, and mixtures thereof in oils. Further, a preservative can be included to prevent the detrimental growth of microorganisms.

Pharmaceutical compositions of the present invention suitable for injectable use include sterile aqueous solutions or dispersions. Furthermore, the compositions can be in the form of sterile powders for the extemporaneous 35 preparation of such sterile injectable solutions or dispersions. In all cases, the final

injectable form must be sterile and must be effectively fluid for easy syringability. The pharmaceutical compositions must be stable under the conditions of manufacture and storage; thus, preferably should be preserved against the contaminating action of microorganisms such as bacteria and fungi. The carrier can be a solvent or dispersion  
5 medium containing, for example, water, ethanol, polyol (e.g. glycerol, propylene glycol and liquid polyethylene glycol), vegetable oils, and suitable mixtures thereof.

Pharmaceutical compositions of the present invention can be in a form suitable for topical use such as, for example, an aerosol, cream, ointment, lotion, dusting powder, or the like. Further, the compositions can be in a form suitable for  
10 use in transdermal devices. These formulations may be prepared, utilizing a compound represented by Formula I of this invention, or pharmaceutically acceptable salts thereof, via conventional processing methods. As an example, a cream or ointment is prepared by mixing hydrophilic material and water, together with about 5 wt% to about 10 wt% of the compound, to produce a cream or ointment having a  
15 desired consistency.

Pharmaceutical compositions of this invention can be in a form suitable for rectal administration wherein the carrier is a solid. It is preferable that the mixture forms unit dose suppositories. Suitable carriers include cocoa butter and other materials commonly used in the art. The suppositories may be conveniently  
20 formed by first admixing the composition with the softened or melted carrier(s) followed by chilling and shaping in moulds.

In addition to the aforementioned carrier ingredients, the pharmaceutical formulations described above may include, as appropriate, one or more additional carrier ingredients such as diluents, buffers, flavoring agents, binders,  
25 surface-active agents, thickeners, lubricants, preservatives (including anti-oxidants) and the like. Furthermore, other adjuvants can be included to render the formulation isotonic with the blood of the intended recipient. Compositions containing a compound described by Formula I, or pharmaceutically acceptable salts thereof, may also be prepared in powder or liquid concentrate form.

30 The compounds and pharmaceutical compositions of this invention have been found to exhibit biological activity as mGluR5 inhibitors. Accordingly, another aspect of the invention is the treatment in mammals of, for example, schizophrenia, anxiety, depression, panic, bipolar disorder, and circadian rhythm and sleep disorders – such as shift-work induced sleep disorder or jet-lag, pain,  
35 Parkinson's disease, cognitive dysfunction, epilepsy, drug addiction, drug abuse and

drug withdrawal – maladies that are amenable to amelioration through inhibition of mGluR5 – by the administration of an effective amount of the compounds of this invention. The term “mammals” includes humans, as well as other animals such as, for example, dogs, cats, horses, pigs, and cattle. Accordingly, it is understood that the treatment of mammals other than humans is the treatment of clinical correlating afflictions to those above recited examples that are human afflictions.

Further, as described above, the compound of this invention can be utilized in combination with other therapeutic compounds. In particular, the combinations of the mGluR5 inhibiting compound of this invention can be advantageously used in combination with i) opiate agonists or antagonists, ii) calcium channel antagonists, iii) 5HT receptor agonists or antagonists iv) sodium channel antagonists, v) NMDA receptor agonists or antagonists, vi) COX-2 selective inhibitors, vii) NK1 antagonists, viii) non-steroidal anti-inflammatory drugs (“NSAID”), ix) GABA-A receptor modulators, x) dopamine agonists or antagonists, xi) selective serotonin reuptake inhibitors (“SSRI”) and/or selective serotonin and norepinephrine reuptake inhibitors (“SSNRI”), xii) tricyclic antidepressant drugs, xiii) norepinephrine modulators, xiv) L-DOPA, xv) buspirone, xvi) lithium, xvii) valproate, xviii) neurontin (gabapentin), xix) olanzapine, xx) nicotinic agonists or antagonists including nicotine, xxi) muscarinic agonists or antagonists, xxii) heroin substituting drugs such as methadone, levo-alpha-acetylmethadol, buprenorphine and naltrexone, and xxiii) disulfiram and acamprostate.

The abbreviations used herein have the following tabulated meanings. Abbreviations not tabulated below have their meanings as commonly used unless specifically stated otherwise.

25

Ac	acetyl
AIBN	2,2'-azobis(isobutyronitrile)
BINAP	1,1'-bi-2-naphthol
Bn	benzyl
CAMP	cyclic adenosine-3',5'-monophosphate
DAST	(diethylamino)sulfur trifluoride
DEAD	diethyl azodicarboxylate
DBU	1,8-diazabicyclo[5.4.0]undec-7-ene
DIBAL	diisobutylaluminum hydride



DMAP	4-(dimethylamino)pyridine
DMF	N,N-dimethylformamide
dppf	1,1'-bis(diphenylphosphino)-ferrocene
EDCI	1-(3-dimethylaminopropyl)-3-ethylcarbodiimide hydrochloride
Et <sub>3</sub> N	triethylamine
GST	glutathione transferase
HMDS	hexamethyldisilazide
LDA	lithium diisopropylamide
m-CPBA	metachloroperbenzoic acid
MMPP	monoperoxyphthalic acid
MPPM	monoperoxyphthalic acid, magnesium salt 6H <sub>2</sub> O
Ms	methanesulfonyl = mesyl = SO <sub>2</sub> Me
MsO	methanesulfonate = mesylate
NBS	N-bromo succinimide
NSAID	non-steroidal anti-inflammatory drug
o-Tol	ortho-tolyl
OXONE®	2KHSO <sub>5</sub> •KHSO <sub>4</sub> •K <sub>2</sub> SO <sub>4</sub>
PCC	pyridinium chlorochromate
Pd <sub>2</sub> (dba) <sub>3</sub>	Bis(dibenzylideneacetone) palladium(0)
PDC	pyridinium dichromate
PDE	Phosphodiesterase
Ph	Phenyl
Phe	Benzenediyl
PMB	para-methoxybenzyl
Pye	Pyridinediyl
r.t.	room temperature
Rac.	Racemic
SAM	aminosulfonyl or sulfonamide or SO <sub>2</sub> NH <sub>2</sub>
SEM	2-(trimethylsilyl)ethoxymethoxy
SPA	scintillation proximity assay
TBAF	tetra-n-butylammonium fluoride
Th	2- or 3-thienyl

TFA	trifluoroacetic acid
TFAA	trifluoroacetic acid anhydride
THF	Tetrahydrofuran
Thi	Thiophenediyl
TLC	thin layer chromatography
TMS-CN	trimethylsilyl cyanide
TMSI	trimethylsilyl iodide
Tz	1H (or 2H)-tetrazol-5-yl
XANTPHOS	4,5-Bis-diphenylphosphanyl-9,9-dimethyl-9H-xanthene
C <sub>3</sub> H <sub>5</sub>	Allyl

#### ALKYL GROUP ABBREVIATIONS

Me	=	Methyl
Et	=	ethyl
<i>n</i> -Pr	=	normal propyl
<i>i</i> -Pr	=	isopropyl
<i>n</i> -Bu	=	normal butyl
<i>i</i> -Bu	=	isobutyl
<i>s</i> -Bu	=	secondary butyl
<i>t</i> -Bu	=	tertiary butyl
c-Pr	=	cyclopropyl
c-Bu	=	cyclobutyl
c-Pen	=	cyclopentyl
c-Hex	=	cyclohexyl

5

#### **ASSAYS DEMONSTRATING BIOLOGICAL ACTIVITY**

The compounds of this invention were tested against the hmGluR5a receptor stably expressed in mouse fibroblast Ltk<sup>-</sup> cells (the hmGluR5a/L38-20 cell line) and activity was detected by changes in [Ca<sup>++</sup>]<sub>i</sub>, measured using the fluorescent

10

Ca<sup>++</sup>-sensitive dye, fura-2. InsP assays were performed in mouse fibroblast Ltk<sup>-</sup> cells (LM5a cell line) stably expressing hmGluR5a. The assays described in International Patent Publication WO 0116121 can be used.

## 5 Calcium Flux Assay

The activity of compounds was examined against the hmGluR5a receptor stably expressed in mouse fibroblast Ltk<sup>-</sup> cells (the hmGluR5a/L38 cell line). See generally Daggett et al., *Neuropharmacology* 34:871-886 (1995). Receptor activity was detected by changes in intracellular calcium ([Ca<sup>2+</sup>]<sub>i</sub>) measured using the  
10 fluorescent calcium-sensitive dye, fura-2. The hmGluR5a/L38-20 cells were plated onto 96-well plates, and loaded with 3 μM fura-2 for 1h. Unincorporated dye was washed from the cells, and the cell plate was transferred to a 96-channel fluorimeter (SIBIA-SAIC, La Jolla, CA) which is integrated into a fully automated plate handling and liquid delivery system. Cells were excited at 350 and 385nm with a xenon source  
15 combined with optical filters. Emitted light was collected from the sample through a dichroic mirror and a 510nm interference filter and directed into a cooled CCD camera (Princeton Instruments). Image pairs were captured approximately every 1s, and ratio images were generated after background subtraction. After a basal reading of 20s, an EC<sub>80</sub> concentration of glutamate (10μM) was added to the well, and the  
20 response evaluated for another 60s. The glutamate-evoked increase in [Ca<sup>2+</sup>]<sub>i</sub> in the presence of the screening compound was compared to the response of glutamate alone (the positive control).

## Phosphatidylinositol hydrolysis (PI) assays

25 Inositolphosphate assays were performed as described by Berridge et al. [Berridge et al, *Biochem. J.* 206: 587-5950 (1982); and Nakajima et al., *J. Biol. Chem.* 267:2437-2442 (1992)] with slight modifications. Mouse fibroblast Ltk cells expressing hmGluR5 (hmGluR5/L38- 20 cells) were seeded in 24-well plates at a density of 8x10<sup>5</sup>cells/well. One μCi of [<sup>3</sup>H]-inositol (Amersham PT6-271; Arlington  
30 Heights, Ill.; specific activity = 17.7 Ci/mmol) was added to each well and incubated for 16h at 37°C. Cells were washed twice and incubated for 45min in 0.5mL of standard HEPES buffered saline buffer (HBS; 125mM NaCl, 5mM KCl, 0.62mM MgSO<sub>4</sub>, 1.8mM CaCl<sub>2</sub>, 20mM HEPES, 6mM glucose, pH to 7.4). The cells were washed with HBS containing 10mM LiCl, and 400μL buffer added to each well.  
35 Cells were incubated at 37°C for 20min. For testing, 50μL of 10X compounds used

in the practice of the invention (made in HBS/LiCl (100mM)) was added and incubated for 10min. Cells were activated by the addition of 10 $\mu$ M glutamate, and the plates left for 1h at 37°C. The incubations were terminated by the addition of 1mL ice-cold methanol to each well. In order to isolate inositol phosphates (IPs), the cells were scraped from wells, and placed in numbered glass test tubes. One mL of chloroform was added to each tube, the tubes were mixed, and the phases separated by centrifugation. IPs were separated on Dowex anion exchange columns (AG 1-X8 100-200 mesh formate form). The upper aqueous layer (750 $\mu$ L) was added to the Dowex columns, and the columns eluted with 3mL of distilled water. The eluents were discarded, and the columns were washed with 10mLs of 60mM ammonium formate/5mM Borax, which was also discarded as waste. Finally, the columns were eluted with 4mL of 800mM ammonium formate/0.1M formic acid, and the samples collected in scintillation vials. Scintillant was added to each vial, and the vials shaken, and counted in a scintillation counter after 2h. Phosphatidylinositol hydrolysis in cells treated with certain exemplary compounds was compared to phosphatidylinositol hydrolysis in cells treated with the agonist alone in the absence of compound.

The compounds of this application have mGluR5 inhibitory activity as shown by IC<sub>50</sub> values of less than 10  $\mu$ M in the calcium flux assay or inhibition of >50% at a concentration of 100  $\mu$ M in the PI assay. Preferably, the compounds should have IC<sub>50</sub> values of less than 1  $\mu$ M in the calcium flux assay and IC<sub>50</sub> values of less than 10  $\mu$ M in the PI assay. Even more preferably, the compounds should have IC<sub>50</sub> values of less than 100 nM in the calcium flux assay and IC<sub>50</sub> values of less than 1  $\mu$ M in the PI assay.

Examples 1-4 have mGluR5 inhibitory activity as shown by IC<sub>50</sub> values of 10  $\mu$ M or better in the calcium flux assay and/or inhibition of >50% at 100  $\mu$ M concentration in the PI assay

The examples that follow are intended as an illustration of certain preferred embodiments of the invention and no limitation of the invention is implied.

Unless specifically stated otherwise, the experimental procedures were performed under the following conditions. All operations were carried out at room or ambient temperature - that is, at a temperature in the range of 18-25°C. Evaporation of solvent was carried out using a rotary evaporator under reduced pressure (600-4000pascals: 4.5-30mm. Hg) with a bath temperature of up to 60°C. The course of reactions was followed by thin layer chromatography (TLC) and reaction times are

given for illustration only. Melting points are uncorrected and 'd' indicates decomposition. The melting points given are those obtained for the materials prepared as described. Polymorphism may result in isolation of materials with different melting points in some preparations. The structure and purity of all final products were assured by at least one of the following techniques: TLC, mass spectrometry, nuclear magnetic resonance (NMR) spectrometry or microanalytical data. When given, yields are for illustration only. When given, NMR data is in the form of delta ( $\delta$ ) values for major diagnostic protons, given in parts per million (ppm) relative to tetramethylsilane (TMS) as internal standard, determined at 300MHz, 400MHz or 500MHz using the indicated solvent. Conventional abbreviations used for signal shape are: s. singlet; d. doublet; t. triplet; m. multiplet; br. broad; etc. In addition, "Ar" signifies an aromatic signal. Chemical symbols have their usual meanings; the following abbreviations are used: v (volume), w (weight), b.p. (boiling point), m.p. (melting point), L (liter(s)), mL (milliliters), g (gram(s)), mg (milligrams(s)), mol (moles), mmol (millimoles), eq (equivalent(s)).

### Methods of Synthesis

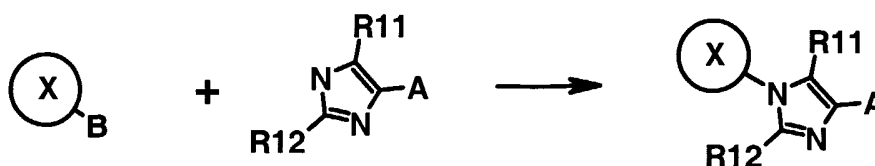
Compounds of the present invention can be prepared according to the following methods. The substituents are the same as in Formula (I) except where defined otherwise, or apparent to one in the art.

In accordance with another embodiment of the present invention, there are provided methods for the preparation of heteroaryl-substituted imidazole compounds as described above. For example, many of the heterocyclic compounds described above can be prepared using synthetic chemistry techniques well known in the art (see *Comprehensive Heterocyclic Chemistry*, Katritzky, A. R. and Rees, C. W. eds., Pergamon Press, Oxford, 1984) from a heteroaryl-substituted imidazole of Formula (I).

In Schemes 1 to 5 below, X and Y are as defined above. Other variables are understood by one in the art by the context in which they are used.

30

#### Scheme 1

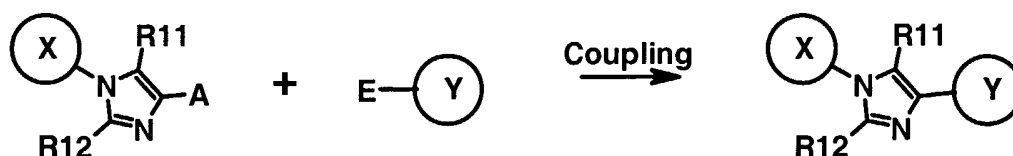


Thus in **Scheme 1**, a suitably substituted imidazole containing a functional group **A**, which is capable of undergoing a metal-catalyzed cross-coupling reaction, such as a halogen or trifluoromethanesulfonate and the like (prepared using synthetic chemistry techniques well known in the art) may be coupled with a species **X** substituted with a group **B**. **B** may be a metalloid such as B(OR)<sub>2</sub>, BiLn or related species and the reaction may be promoted with stoichiometric or catalytic amounts of metal salts such as Cu(OAc)<sub>2</sub>, CuI, [Cu(OH)TMEDA]<sub>2</sub>Cl<sub>2</sub> or CuOTf and the like. Typically a base (*e.g.* pyridine, NEt<sub>3</sub>, Cs<sub>2</sub>CO<sub>3</sub>, K<sub>3</sub>PO<sub>4</sub>, K<sub>2</sub>CO<sub>3</sub> *etc.*) will also be present and the reaction carried out in a suitable solvent (*e.g.* DCM, THF, DME, dioxane, toluene, MeCN, DMF, H<sub>2</sub>O *etc.*). Additionally, molecular sieves may be used as a cocatalyst and an atmosphere of oxygen may be required. The cross-coupling reaction may be carried out at rt or heated to a temperature between about 30°C to 150°C. The reaction mixture is then maintained at a suitable temperature for a time in the range of about 4 up to 72h, with 18h typically being sufficient (see for example Lam, P. Y. S.; Clark, C. G.; Saubern, S.; Adams, J.; Winters, M. P.; Cham, D. M. T.; Combs, A. *Tetrahedron Lett.* **1998**, 39, 2941-2944 and Kiyomori, A.; Marcoux, J. F.; Buchwald, S. L. *Tetrahedron Lett.* **1999**, 40, 2657-2660 and Collman, J.P.; Zhong, M. *Org. Lett.* **2000**, 2, 9, 1233-1236). The product from the reaction can be isolated and purified employing standard techniques, such as solvent extraction, chromatography, crystallization, distillation and the like.

In another embodiment of the present invention when **B** is a good leaving group such as F, and **X** is electron deficient or has one or more electron withdrawing substituents (*e.g.* NO<sub>2</sub>, CN), the coupling reaction may be effected thermally in a temperature range of about 60°C up to about 250°C. Typically, this reaction is carried out in the presence of base (*e.g.* pyridine, NEt<sub>3</sub>, Cs<sub>2</sub>CO<sub>3</sub>, K<sub>2</sub>CO<sub>3</sub> *etc.*) in a suitable solvent, such as DMSO, DMF, DMA H<sub>2</sub>O and the like, and takes from 1h up to about 72h with 18h typically being sufficient (see for example Davey, D. D.; Erhardt, P. W.; Cantor, E. H.; Greenberg, S. S.; Ingebretsen, W. R.; Wiggins; *J.Med.Chem.* **1991**, 34, 9, 2671-2677).

In turn the derivatized imidazole is reacted with a moiety Y under metal-catalyzed cross-coupling conditions (**Scheme 2**)

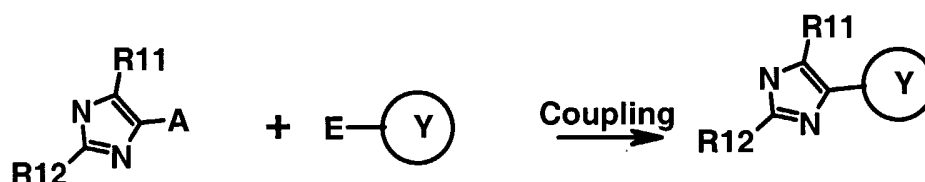
Scheme 2



where **E** is a metallic or metalloid species such as  $B(OR)_2$ , Li, MgHal,  $SnR_3$ , ZnHal,  $SiR_3$  and the like which is capable of undergoing a metal-catalyzed cross-coupling reaction. The coupling may be promoted by a homogeneous catalyst such as  $Pd(PPh_3)_4$ , or by a heterogeneous catalyst such as Pd on carbon in a suitable solvent (e.g. THF, DME, toluene, MeCN, DMF,  $H_2O$  etc.). Typically a base, such as  $K_2CO_3$ ,  $NEt_3$ , and the like, will also be present in the reaction mixture. Other promoters may also be used such as CsF. The reaction mixture is maintained at rt, or heated to a temperature between  $30^\circ C$  to  $150^\circ C$ . The reaction mixture is then maintained at a suitable temperature for a time in the range of about 4 up to 48h, with about 18h typically being sufficient (see for example Miyaura, N.; Suzuki, A. *Chem. Rev.* **1995**, 95, 2457-2483). The product from the reaction can be isolated and purified employing standard techniques, such as solvent extraction, chromatography, crystallization, distillation and the like.

Another embodiment of the present invention is illustrated in **Scheme 3**:

Scheme 3

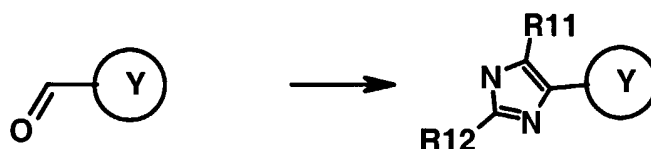


Thus a suitably substituted imidazole containing a functional group **A**, which is capable of undergoing a metal-catalyzed cross-coupling reaction, such as a halogen or trifluoromethanesulfonate and the like (prepared using synthetic chemistry techniques well known in the art) may be coupled with a species **Y** substituted with a group **E** where **E** is a metallic or metalloid species such as  $B(OR)_2$ , Li, MgHal,  $SnR_3$ , ZnHal,  $SiR_3$  and the like. The coupling may be promoted by a homogeneous catalyst such as  $Pd(PPh_3)_4$ , or by a heterogeneous catalyst such as Pd on carbon in a suitable solvent (e.g. THF, DME, toluene, MeCN, DMF,  $H_2O$  etc.). Typically a base, such as  $K_2CO_3$ ,

NEt<sub>3</sub>, and the like, will also be present in the reaction mixture. Other promoters may also be used such as CsF. The reaction mixture is maintained at rt, or heated to a temperature between about 30°C to 150°C. The reaction mixture is then maintained at a suitable temperature for a time in the range of about 4h up to 48h, with about 18h typically being sufficient (see for example Miyaura, N.; Suzuki, A. *Chem. Rev.* **1995**, 95, 2457-2483 or Negishi, E., Liu, F., Palladium or Nickel catalyzed Cross-coupling with Organometals Containing Zinc, Magnesium, Aluminium and Zirconium in *Metal-catalyzed Cross-coupling Reactions* Diederich, F.; Stang, P.J. Eds. Wiley, Weinheim, Germany, 1998; pp1-42). The product from the reaction can be isolated and purified employing standard techniques, such as solvent extraction, chromatography, crystallization, distillation and the like.

Another embodiment of the present invention is illustrated in **Scheme 4**:

**Scheme 4**

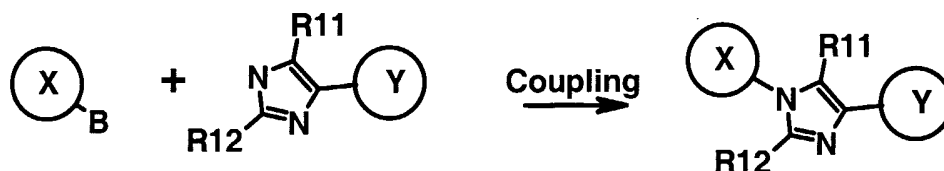


Thus a suitably substituted species Y containing a pendant aldehyde group (prepared using synthetic chemistry techniques well known in the art) may be converted to a substituted imidazole in a two step procedure. First, the aldehyde is converted to an intermediate substituted oxazole using tosylmethylisocyanide in a suitable solvent (*e.g.* THF, EtOH, dioxane, DCM, toluene *etc.*) in the presence of a suitable base (such as NaH, KOtBu, KCN, K<sub>2</sub>CO<sub>3</sub> *etc.*). The reaction mixture is then maintained at rt, or heated to a temperature between about 30°C to 100°C. The reaction mixture is then maintained at the required temperature for a time in the range of about 2h up to 48h, with about 6h typically being sufficient. The intermediate oxazole is then heated with ammonia in a suitable solvent (*e.g.* THF, MeOH, DCM, toluene, dioxane *etc.*). The reaction mixture is then maintained at ambient temperature, or heated to a temperature anywhere between 30°C to 150°C. The reaction mixture is then stirred for a time in the range of about 2 up to 48h, with about 24h typically being sufficient. The product from the reaction can be isolated and purified employing standard techniques, such as solvent extraction, chromatography, crystallization, distillation and the like (see for example Wang, F.; Schwabacher, A. W. *Tetrahedron. Lett.* **1999**, 40, 4779-4782).



As shown in **Scheme 5**, the imidazole may then be coupled with a ring system **X** substituted with a functional group **B**.

**Scheme 5**



5                    **B** may be a metalloid species such as  $B(OR)_2$ ,  $BiLn$  or the like and the reaction may be promoted with stoichiometric or catalytic amounts of metal salts such as  $Cu(OAc)_2$ ,  $CuI$ ,  $[Cu(OH)TMEDA]_2Cl_2$  or  $CuOTf$  and the like. Typically, a base (*e.g.* pyridine,  $NEt_3$ ,  $Cs_2CO_3$ ,  $K_3PO_4$ ,  $K_2CO_3$  *etc.*) will also be present and the reaction carried out in a suitable solvent (*e.g.* DCM, THF, DME, dioxane, toluene, MeCN, 10 DMF,  $H_2O$  *etc.*). Additionally, molecular sieves may be used as a cocatalyst and an atmosphere of oxygen may be required. The cross-coupling reaction may be carried out at ambient temperature or heated to a temperature anywhere between 30°C to 150°C. The reaction mixture is then maintained at a suitable temperature for a time in the range of about 4 up to 72h, with 18h typically being sufficient (see for example 15 Lam, P. Y. S.; Clark, C. G.; Saubern, S.; Adams, J.; Winters, M. P.; Cham, D. M. T.; Combs, A. *Tetrahedron Lett.* **1998**, 39, 2941-2944 and Kiyomori, A.; Marcoux, J. F.; Buchwald, S. L. *Tetrahedron Lett.* **1999**, 40, 2657-2660 and Collman, J.P.; Zhong, M. *Org. Lett.* **2000**, 2, 9, 1233-1236). The product from the reaction can be isolated and purified employing standard techniques, such as solvent extraction, chromatography, 20 crystallization, distillation and the like.

Alternatively, **B** may be a leaving group capable of undergoing a metal-catalyzed cross-coupling reaction such as a halogen or trifluoromethanesulfonate and the like. Typically, the reaction is carried out using catalytic amounts of a copper (I) salt together with a di-amine ligand and in the 25 presence of a suitable base (*e.g.*  $K_3PO_4$ ,  $Cs_2CO_3$ ,  $K_2CO_3$  *etc.*) in a suitable solvent, such as dioxane, DMSO, DMA, DMF (see for example Klapars, A.; Antilla, J.C.; Huang, X.; Buchwald, S.L. *J. Am. Chem. Soc.* **2001**, 123(31); 7727-7729).

Additionally, when **B** is a good aryl leaving group such as F, and **X** is electron deficient or has one or more electron withdrawing substituents (*e.g.*  $NO_2$ , 30 CN), the coupling reaction may be effected thermally in a temperature range of about

60°C up to about 250°C. Typically, this reaction is carried out in the presence of base (e.g. pyridine, NEt<sub>3</sub>, Cs<sub>2</sub>CO<sub>3</sub>, K<sub>2</sub>CO<sub>3</sub> etc.) in a suitable solvent, such as DMSO, DMF, DMA H<sub>2</sub>O and the like, and takes from 1h up to about 72h with 18h typically being sufficient (see for example Davey, D. D.; Erhardt, P. W.; Cantor, E. H.; Greenberg, S. S.; Ingebretsen, W. R.; Wiggins; *J.Med.Chem.* **1991**, 34, 9, 2671-2677).

In addition, many of the heterocyclic compounds described above can be prepared using other synthetic chemistry techniques well known in the art (see *Comprehensive Heterocyclic Chemistry*, Katritzky, A. R. and Rees, C. W. eds., Pergamon Press, Oxford, 1984) and references cited there within.

10

### COMPOUND 1

#### Synthesis of 2-(4-bromo-1H-imidazol-1-yl)pyridine

2-Bromopyridine (1.3mL, 14mmol) and 4-bromo-1H-imidazole (2g, 14mmol) were heated in dry NMP (15mL) under an atmosphere of Ar (g) at 165°C for 18h. After cooling to rt, H<sub>2</sub>O (40mL) and EtOAc (40mL) were added and the reaction mixture shaken, the EtOAc layer was separated, and the aqueous layer shaken with EtOAc (2 x 30mL). The combined organic layers were dried over Na<sub>2</sub>SO<sub>4</sub> and concentrated to a brown oil. This was purified by liquid chromatography on silica gel eluting with EtOAc:hexane (4:6) to afford 2-(4-bromo-1H-imidazol-1-yl)pyridine as a white solid. <sup>1</sup>H NMR (CD<sub>3</sub>Cl, 300 MHz) δ 8.50 – 8.52 (1H, m), 8.25 (1H, d), 7.87 (1H, ddd), 7.64 (1H, d), 7.28 – 7.36 (2H, m). MS (ESI) 224 (M+H)<sup>+</sup>

15

20

(M+H)<sup>+</sup>

25

### EXAMPLE 1

#### Synthesis of 2-[4-(3-chlorophenyl)-1H-imidazol-1-yl]pyridine

2-(4-Bromo-1H-imidazol-1-yl)pyridine (225mg, 1mmol), 3-chlorophenylboronic acid (173mg, 1.1mmol), Pd(PPh<sub>3</sub>)<sub>4</sub> (58mg, 0.05mmol) and potassium carbonate (276mg, 2mmol) were dissolved in a mixture of DME (9mL) and H<sub>2</sub>O (1mL) and degassed for 15min. with Ar (g). The reaction mixture was then heated at 80°C for 18h. After cooling to rt, H<sub>2</sub>O (40mL) and EtOAc (40mL) were added and the reaction mixture shaken, the EtOAc layer was separated, and the aqueous layer shaken with EtOAc (2 x 30mL). The combined organic layers were dried over Na<sub>2</sub>SO<sub>4</sub> and concentrated to a yellow oil. This was purified by liquid

30

chromatography on silica gel eluting with EtOAc:hexane (4:6) to afford 2-[4-(3-chlorophenyl)-1*H*-imidazol-1-yl]pyridine as a white solid. <sup>1</sup>H NMR (CDCl<sub>3</sub>, 300 MHz) δ 8.52 – 8.54 (1H, m), 8.40 (1H, d), 7.99 (1H, d), 7.85 – 7.91 (2H, m), 7.74 – 7.77 (1H, m), 7.43 (1H, d), 7.25 – 7.38 (3H, m). MS (ESI) 257 (M+H)<sup>+</sup>

5

### **EXAMPLE 2**

#### **Synthesis of 2-(4-pyridin-3-yl-1*H*-imidazol-1-yl)pyridine**

2-(4-Bromo-1*H*-imidazol-1-yl)pyridine (225mg, 1mmol), diethyl-(3-pyridyl)-borane (162mg, 1.1mmol), Pd(PPh<sub>3</sub>)<sub>4</sub> (58mg, 0.05mmol) and potassium carbonate (276mg, 2mmol) were dissolved in a mixture of DME (9mL) and H<sub>2</sub>O (1mL) and degassed for 15min. with Ar (g). The reaction mixture was then heated at 80°C for 18h. After cooling to rt, H<sub>2</sub>O (40mL) and EtOAc (40mL) were added and the reaction mixture shaken, the EtOAc layer was separated, and the aqueous layer shaken with EtOAc (2 x 30mL). The combined organic layers were dried over Na<sub>2</sub>SO<sub>4</sub> and concentrated to a yellow oil. This was purified by liquid chromatography on silica gel eluting with EtOAc:hexane (2:1) to afford 2-(4-pyridin-3-yl-1*H*-imidazol-1-yl)pyridine as a white solid. <sup>1</sup>H NMR (CDCl<sub>3</sub>, 300 MHz) δ 9.10 (1H, m), 8.54 – 8.56 (2H, m), 8.44 (1H, s), 8.20 (1H, ddd), 8.06 (1H, s), 7.91 (1H, ddd), 7.47 (1H, d), 7.30 – 7.39 (2H, m). MS (ESI) 223 (M+H)<sup>+</sup>

10  
15  
20

### **COMPOUND 2**

#### **Synthesis of 2-(1*H*-imidazol-4-yl)pyridine**

2-(1*H*-Imidazol-4-yl)pyridine was prepared according to the method of Wang, F.; Schwabacher, A. W. *Tetrahedron. Lett.* **1999**, 40, 4779-4782.

25

### **EXAMPLE 3**

#### **Synthesis of 2-[1-(3-chlorophenyl)-1*H*-imidazol-4-yl]pyridine**

2-(1*H*-Imidazol-4-yl)pyridine (0.145 g, 1 mmol), 3-chlorophenylboronic acid (0.312g, 2 mmol), pyridine (0.158g, 2 mmol), copper (II) acetate (0.313g, 1.5mmol) and molecular sieves 100mg were mixed in dichloromethane (10 mL). The mixture was stirred at ambient temperature for 48 h. The reaction mixture was concentrated onto silica gel *in vacuo*, the crude residue was chromatographed on silica gel eluting with EtOAc:hexane (3:2) to afford 2-[1-(3-chlorophenyl)-1*H*-imidazol-4-yl]pyridine as a

30

colorless solid.  $^1\text{H}$  NMR ( $\text{CD}_3\text{Cl}$  300 MHz)  $\delta$  8.51-8.48 (m, 2H), 7.78-7.72 (m, 2H), 7.52 (d, 1H), 7.46-7.41 (m, 1H), 7.38-7.35 (m, 2H), 7.31-7.19 (m, 2H). MS (ESI) 256.0 ( $\text{M}^+\text{+H}$ ).

### COMPOUND 3

#### 5 Synthesis of 3-(3-bromo-5-fluorophenoxy)pyridine

1-Bromo 3,5-difluorobenzene (10 g, 51.8 mmol) and potassium carbonate(10g, 76 mmol) were combined in DMF (100 mL) under argon and heated to 100° C. 3-Hydroxypyridine (4.9 g, 51.8 mmol) in DMF ( 50 ml) was added to the reaction mixture by syringe pump over night . The reaction was allowed to cool to ambient temperature. TLC analysis showed no starting material present. The reaction mixture was diluted with EtOAc (600 mL), and washed with  $\text{H}_2\text{O}$  (3 x 300 mL), brine (300 mL), dried over  $\text{Na}_2\text{SO}_4$ , filtered, and concentrated *in vacuo* to afford a dark oil. The crude product was purified by column chromatography eluting with  $\text{CH}_2\text{H}_2$ :pentane (1:9) to afford 3-(3-bromo-5-fluorophenoxy)pyridine as a yellow oil.  $^1\text{H}$  NMR ( $\text{CDCl}_3$ , 300 MHz)  $\delta$  8.47-8.43 (m, 2H), 7.36-7.34 (m, 2H), 7.03-7.02(d, 1H), 7.03 (s, 1H), 6.67-6.65 (d, 1H). MS (ESI) 269.9 ( $\text{M}^+\text{+2H}$ ).

### EXAMPLE 4

#### 20 Synthesis of 2-{1-[3-fluoro-5-(pyridin-3-yloxy)phenyl]-1H-imidazol-4-yl}pyridine

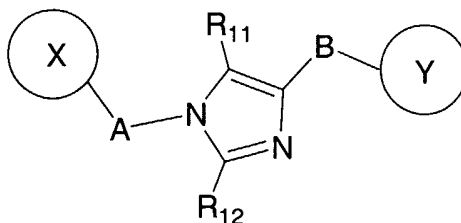
2-(1H-Imidazol-4-yl)pyridine (300 mg, 2 mmol) , 3-(3-bromo-5-fluorophenoxy)pyridine (641 mg, 2.4 mmol), sodium t-butoxide (385 mg, 4 mmol), CuI (20 mg, 0.1 mmol) and 1,10-phenanthroline (72 mg, 0.4mmol) were combined in DMF (25 mL) under argon. The reaction mixture was heated at 120° C overnight. The reaction mixture was allowed to cool to ambient temperature. TLC analysis showed no starting material present. The reaction mixture was diluted with EtOAc (300 mL), and washed with  $\text{H}_2\text{O}$  (3 x 100 mL), brine (100 mL), dried over  $\text{Na}_2\text{SO}_4$ , filtered, and concentrated *in vacuo* to afford a dark oil which partially solidified when pumped down under high vacuum. The crude product was purified by column chromatography eluting with EtOAc:hexane (7:3) to afford 2-{1-[3-fluoro-5-(pyridin-3-yloxy)phenyl]-1H-imidazol-4-yl}pyridine as a yellow solid.  $^1\text{H}$  NMR ( $\text{CDCl}_3$ , 300 MHz)  $\delta$  8.57-8.56 (d, 1H), 8.52-8.49 (m, 2H),8.10-8.08 (d, 1H), 7.93 (s, 1H), 7.89( s, 1H), 7.77-7.74 ( m,

1H), 7.44-7.36 (m, 2H), 7.20-7.17(m, 1H), 6.99-6.97 (d, 1H)6.93 (s, 1H), 6.72-6.70 (d, 1H). MS (ESI) 333.2 (M<sup>+</sup>+H).

- 5                    Other variations or modifications, which will be obvious to those skilled in the art, are within the scope and teachings of this invention. This invention is not to be limited except as set forth in the following claims.

## WHAT IS CLAIMED IS:

1. A compound represented by Formula (I):



5

(I)

or a pharmaceutically acceptable salt thereof, wherein

X and Y each independently is aryl or heteroaryl wherein at least one of X and Y is a heteroaryl with N adjacent to the position of attachment to A or B respectively;

10

X is optionally substituted with 1-7 independent halogen, -CN, NO<sub>2</sub>, -C<sub>1-6</sub>alkyl, -C<sub>2-6</sub>alkenyl, -C<sub>2-6</sub>alkynyl, -OR<sup>1</sup>, -NR<sup>1</sup>R<sup>2</sup>, -C(=NR<sup>1</sup>)NR<sup>2</sup>R<sup>3</sup>, -N(=NR<sup>1</sup>)NR<sup>2</sup>R<sup>3</sup>, -NR<sup>1</sup>COR<sup>2</sup>, -NR<sup>1</sup>CO<sub>2</sub>R<sup>2</sup>, -NR<sup>1</sup>SO<sub>2</sub>R<sup>4</sup>, -NR<sup>1</sup>CONR<sup>2</sup>R<sup>3</sup>, -SR<sup>4</sup>, -SOR<sup>4</sup>, -SO<sub>2</sub>R<sup>4</sup>, -SO<sub>2</sub>NR<sup>1</sup>R<sup>2</sup>, -COR<sup>1</sup>, -CO<sub>2</sub>R<sup>1</sup>, -CONR<sup>1</sup>R<sup>2</sup>, -C(=NR<sup>1</sup>)R<sup>2</sup>, or -C(=NOR<sup>1</sup>)R<sup>2</sup> substituents, wherein optionally two substituents are combined to form a cycloalkyl or heterocycloalkyl ring fused to X; wherein the -C<sub>1-6</sub>alkyl substituent, cycloalkyl ring, or heterocycloalkyl ring each optionally is further substituted with 1-5 independent halogen, -CN, -C<sub>1-6</sub>alkyl, -O(C<sub>0-6</sub>alkyl), -O(C<sub>3-7</sub>cycloalkyl), -O(aryl), -O(heteroaryl), -N(C<sub>0-6</sub>alkyl)(C<sub>0-6</sub>alkyl), -N(C<sub>0-6</sub>alkyl)(C<sub>3-7</sub>cycloalkyl), or -N(C<sub>0-6</sub>alkyl)(aryl) groups;

15

20

R<sup>1</sup>, R<sup>2</sup>, and R<sup>3</sup> each independently is -C<sub>0-6</sub>alkyl, -C<sub>3-7</sub>cycloalkyl, heteroaryl, or aryl; any of which is optionally substituted with 1-5 independent halogen, -CN, -C<sub>1-6</sub>alkyl, -O(C<sub>0-6</sub>alkyl), -O(C<sub>3-7</sub>cycloalkyl), -O(aryl), -O(heteroaryl), -N(C<sub>0-6</sub>alkyl)(C<sub>0-6</sub>alkyl), -N(C<sub>0-6</sub>alkyl)(C<sub>3-7</sub>cycloalkyl), or -N(C<sub>0-6</sub>alkyl)(aryl) substituents;

25

R<sup>4</sup> is -C<sub>1-6</sub>alkyl, -C<sub>3-7</sub>cycloalkyl, heteroaryl, or aryl; optionally substituted with 1-5 independent halogen, -CN, -C<sub>1-6</sub>alkyl, -O(C<sub>0-6</sub>alkyl), -O(C<sub>3-7</sub>cycloalkyl), -O(aryl), -O(heteroaryl), -N(C<sub>0-6</sub>alkyl)(C<sub>0-6</sub>alkyl), -N(C<sub>0-6</sub>alkyl)(C<sub>3-7</sub>cycloalkyl), or -N(C<sub>0-6</sub>alkyl)(aryl) substituents;

A is  $-C_{0-4}alkyl$ ,  $-C_{0-2}alkyl-SO-C_{0-2}alkyl-$ ,  $-C_{0-2}alkyl-SO_2-C_{0-2}alkyl-$ ,  $-C_{0-2}alkyl-CO-C_{0-2}alkyl-$ ,  $-C_{0-2}alkyl-NR^9CO-C_{0-2}alkyl-$ ,  $-C_{0-2}alkyl-NR^9SO_2-C_{0-2}alkyl-$  or  $-heteroC_{0-4}alkyl$ ;

Y is optionally substituted with 1-7 independent halogen,  $-CN$ ,  $NO_2$ ,  
 5  $-C_{1-6}alkyl$ ,  $-C_{2-6}alkenyl$ ,  $-C_{2-6}alkynyl$ ,  $-OR^5$ ,  $-NR^5R^6$ ,  $-C(=NR^5)NR^6R^7$ ,  
 $-N(=NR^5)NR^6R^7$ ,  $-NR^5COR^6$ ,  $-NR^5CO_2R^6$ ,  $-NR^5SO_2R^8$ ,  $-NR^5CONR^6R^7$ ,  $-SR^8$ ,  
 $-SOR^8$ ,  $-SO_2R^8$ ,  $-SO_2NR^5R^6$ ,  $-COR^5$ ,  $-CO_2R^5$ ,  $-CONR^5R^6$ ,  $-C(=NR^5)R^6$ , or  $-C(=NOR^5)R^6$  substituents, wherein optionally two substituents are combined to form a cycloalkyl or heterocycloalkyl ring fused to Y; wherein the  $-C_{1-6}alkyl$  substituent,  
 10 cycloalkyl ring, or heterocycloalkyl ring each optionally is further substituted with 1-5 independent halogen,  $-CN$ ,  $-C_{1-6}alkyl$ ,  $-O(C_{0-6}alkyl)$ ,  $-O(C_{3-7}cycloalkyl)$ ,  $-O(aryl)$ ,  $-O(heteroaryl)$ ,  $-N(C_{0-6}alkyl)(C_{0-6}alkyl)$ ,  $-N(C_{0-6}alkyl)(C_{3-7}cycloalkyl)$ , or  $-N(C_{0-6}alkyl)(aryl)$  groups;

$R^5$ ,  $R^6$ , and  $R^7$  each independently is  $-C_{0-6}alkyl$ ,  $-C_{3-7}cycloalkyl$ ,  
 15 heteroaryl, or aryl; any of which is optionally substituted with 1-5 independent halogen,  $-CN$ ,  $-C_{1-6}alkyl$ ,  $-O(C_{0-6}alkyl)$ ,  $-O(C_{3-7}cycloalkyl)$ ,  $-O(aryl)$ ,  $-O(heteroaryl)$ ,  $-N(C_{0-6}alkyl)(C_{0-6}alkyl)$ ,  $-N(C_{0-6}alkyl)(C_{3-7}cycloalkyl)$ , or  $-N(C_{0-6}alkyl)(aryl)$  substituents;

$R^8$  is  $-C_{1-6}alkyl$ ,  $-C_{3-7}cycloalkyl$ , heteroaryl, or aryl; optionally  
 20 substituted with 1-5 independent halogen,  $-CN$ ,  $-C_{1-6}alkyl$ ,  $-O(C_{0-6}alkyl)$ ,  $-O(C_{3-7}cycloalkyl)$ ,  $-O(aryl)$ ,  $-O(heteroaryl)$ ,  $-N(C_{0-6}alkyl)(C_{0-6}alkyl)$ ,  $-N(C_{0-6}alkyl)(C_{3-7}cycloalkyl)$ , or  $-N(C_{0-6}alkyl)(aryl)$  substituents;

B is  $-C_{0-4}alkyl$ ,  $-C_{0-2}alkyl-SO-C_{0-2}alkyl-$ ,  $-C_{0-2}alkyl-SO_2-C_{0-2}alkyl-$ ,  $-C_{0-2}alkyl-CO-C_{0-2}alkyl-$ ,  $-C_{0-2}alkyl-NR^{10}CO-C_{0-2}alkyl-$ ,  $-C_{0-2}alkyl-NR^{10}SO_2-C_{0-2}alkyl-$ , or  $-heteroC_{0-4}alkyl$ ;

$R^9$  and  $R^{10}$  each independently is  $-C_{0-6}alkyl$ ,  $-C_{3-7}cycloalkyl$ ,  
 heteroaryl, or aryl; any of which is optionally substituted with 1-5 independent halogen,  $-CN$ ,  $-C_{1-6}alkyl$ ,  $-O(C_{0-6}alkyl)$ ,  $-O(C_{3-7}cycloalkyl)$ ,  $-O(aryl)$ ,  $-O(heteroaryl)$ ,  $-N(C_{0-6}alkyl)(C_{0-6}alkyl)$ ,  $-N(C_{0-6}alkyl)(C_{3-7}cycloalkyl)$ ,  $-N(C_{0-6}alkyl)(aryl)$  substituents;

$R^{11}$  and  $R^{12}$  is each independently halogen,  $-C_{0-6}alkyl$ ,  $-C_{0-6}alkoxyl$ ,  $=O$ ,  $=N(C_{0-4}alkyl)$ , or  $-N(C_{0-4}alkyl)(C_{0-4}alkyl)$ ;

any alkyl optionally substituted with 1-5 independent halogen substituents, and any N may be an N-oxide.

2. The compound according to Claim 1, or a pharmaceutically acceptable salt thereof, wherein

5 X is 2-pyridyl optionally substituted with 1-5 independent halogen, -CN, NO<sub>2</sub>, -C<sub>1-6</sub>alkyl, -C<sub>1-6</sub>alkenyl, -C<sub>1-6</sub>alkynyl, -OR<sup>1</sup>, -NR<sup>1</sup>R<sup>2</sup>, -C(=NR<sup>1</sup>)NR<sup>2</sup>R<sup>3</sup>, -N(=NR<sup>1</sup>)NR<sup>2</sup>R<sup>3</sup>, -NR<sup>1</sup>COR<sup>2</sup>, -NR<sup>1</sup>CO<sub>2</sub>R<sup>2</sup>, -NR<sup>1</sup>SO<sub>2</sub>R<sup>4</sup>, -NR<sup>1</sup>CONR<sup>2</sup>R<sup>3</sup>, -SR<sup>4</sup>, -SOR<sup>4</sup>, -SO<sub>2</sub>R<sup>4</sup>, -SO<sub>2</sub>NR<sup>1</sup>R<sup>2</sup>, -COR<sup>1</sup>, -CO<sub>2</sub>R<sup>1</sup>, -CONR<sup>1</sup>R<sup>2</sup>, -C(=NR<sup>1</sup>)R<sup>2</sup>, or -C(=NOR<sup>1</sup>)R<sup>2</sup> substituents, wherein optionally two substituents are  
 10 combined to form a cycloalkyl or heterocycloalkyl ring fused to X; wherein the -C<sub>1-6</sub>alkyl substituent, cycloalkyl ring, or heterocycloalkyl ring each optionally is further substituted with 1-5 independent halogen, -CN, -C<sub>1-6</sub>alkyl, -O(C<sub>0-6</sub>alkyl), -O(C<sub>3-7</sub>cycloalkyl), -O(aryl), -O(heteroaryl), -N(C<sub>0-6</sub>alkyl)(C<sub>0-6</sub>alkyl), -N(C<sub>0-6</sub>alkyl)(C<sub>3-7</sub>cycloalkyl), or -N(C<sub>0-6</sub>alkyl)(aryl) groups.

15

3. The compound according to Claim 2, or a pharmaceutically acceptable salt thereof, wherein

Y is phenyl optionally substituted with 1-5 independent halogen, -CN, NO<sub>2</sub>, -C<sub>1-6</sub>alkyl, -C<sub>2-6</sub>alkenyl, -C<sub>2-6</sub>alkynyl, -OR<sup>5</sup>, -NR<sup>5</sup>R<sup>6</sup>, -C(=NR<sup>5</sup>)NR<sup>6</sup>R<sup>7</sup>,  
 20 -N(=NR<sup>5</sup>)NR<sup>6</sup>R<sup>7</sup>, -NR<sup>5</sup>COR<sup>6</sup>, -NR<sup>5</sup>CO<sub>2</sub>R<sup>6</sup>, -NR<sup>5</sup>SO<sub>2</sub>R<sup>8</sup>, -NR<sup>5</sup>CONR<sup>6</sup>R<sup>7</sup>, -SR<sup>8</sup>, -SOR<sup>8</sup>, -SO<sub>2</sub>R<sup>8</sup>, -SO<sub>2</sub>NR<sup>5</sup>R<sup>6</sup>, -COR<sup>5</sup>, -CO<sub>2</sub>R<sup>5</sup>, -CONR<sup>5</sup>R<sup>6</sup>, -C(=NR<sup>5</sup>)R<sup>6</sup>, or -C(=NOR<sup>5</sup>)R<sup>6</sup> substituents, wherein optionally two substituents are combined to form a cycloalkyl or heterocycloalkyl ring fused to Y; wherein the -C<sub>1-6</sub>alkyl substituent, cycloalkyl ring, or heterocycloalkyl ring each optionally is further substituted with 1-5  
 25 independent halogen, -CN, -C<sub>1-6</sub>alkyl, -O(C<sub>0-6</sub>alkyl), -O(C<sub>3-7</sub>cycloalkyl), -O(aryl), -O(heteroaryl), -N(C<sub>0-6</sub>alkyl)(C<sub>0-6</sub>alkyl), -N(C<sub>0-6</sub>alkyl)(C<sub>3-7</sub>cycloalkyl), or -N(C<sub>0-6</sub>alkyl)(aryl) groups.

4. The compound according to Claim 2, or a pharmaceutically acceptable salt thereof, wherein

Y is pyridyl optionally substituted with 1-4 independent halogen, -CN, NO<sub>2</sub>, -C<sub>1-6</sub>alkyl, -C<sub>2-6</sub>alkenyl, -C<sub>2-6</sub>alkynyl, -OR<sup>5</sup>, -NR<sup>5</sup>R<sup>6</sup>, -C(=NR<sup>5</sup>)NR<sup>6</sup>R<sup>7</sup>,  
 -N(=NR<sup>5</sup>)NR<sup>6</sup>R<sup>7</sup>, -NR<sup>5</sup>COR<sup>6</sup>, -NR<sup>5</sup>CO<sub>2</sub>R<sup>6</sup>, -NR<sup>5</sup>SO<sub>2</sub>R<sup>8</sup>, -NR<sup>5</sup>CONR<sup>6</sup>R<sup>7</sup>, -SR<sup>8</sup>,  
 -SOR<sup>8</sup>, -SO<sub>2</sub>R<sup>8</sup>, -SO<sub>2</sub>NR<sup>5</sup>R<sup>6</sup>, -COR<sup>5</sup>, -CO<sub>2</sub>R<sup>5</sup>, -CONR<sup>5</sup>R<sup>6</sup>, -C(=NR<sup>5</sup>)R<sup>6</sup>, or -  
 35 C(=NOR<sup>5</sup>)R<sup>6</sup> substituents, wherein optionally two substituents are combined to form



a cycloalkyl or heterocycloalkyl ring fused to Y; wherein the  $-C_{1-6}$ alkyl substituent, cycloalkyl ring, or heterocycloalkyl ring each optionally is further substituted with 1-5 independent halogen,  $-CN$ ,  $-C_{1-6}$ alkyl,  $-O(C_{0-6}$ alkyl),  $-O(C_{3-7}$ cycloalkyl),  $-O(aryl)$ ,  $-O(heteroaryl)$ ,  $-N(C_{0-6}$ alkyl)( $C_{0-6}$ alkyl),  $-N(C_{0-6}$ alkyl)( $C_{3-7}$ cycloalkyl), or  $-N(C_{0-6}$ alkyl)(aryl) groups.

5                    5. The compound according to Claim 1, or a pharmaceutically acceptable salt thereof, wherein

Y is 2-pyridyl optionally substituted with 1-4 independent halogen,  $-CN$ ,  $NO_2$ ,  $-C_{1-6}$ alkyl,  $-C_{2-6}$ alkenyl,  $-C_{2-6}$ alkynyl,  $-OR^5$ ,  $-NR^5R^6$ ,  $-C(=NR^5)NR^6R^7$ ,  $-N(=NR^5)NR^6R^7$ ,  $-NR^5COR^6$ ,  $-NR^5CO_2R^6$ ,  $-NR^5SO_2R^8$ ,  $-NR^5CONR^6R^7$ ,  $-SR^8$ ,  $-SOR^8$ ,  $-SO_2R^8$ ,  $-SO_2NR^5R^6$ ,  $-COR^5$ ,  $-CO_2R^5$ ,  $-CONR^5R^6$ ,  $-C(=NR^5)R^6$ , or  $-C(=NOR^5)R^6$  substituents, wherein optionally two substituents are combined to form a cycloalkyl or heterocycloalkyl ring fused to Y; wherein the  $-C_{1-6}$ alkyl substituent, cycloalkyl ring, or heterocycloalkyl ring each optionally is further substituted with 1-5 independent halogen,  $-CN$ ,  $-C_{1-6}$ alkyl,  $-O(C_{0-6}$ alkyl),  $-O(C_{3-7}$ cycloalkyl),  $-O(aryl)$ ,  $-O(heteroaryl)$ ,  $-N(C_{0-6}$ alkyl)( $C_{0-6}$ alkyl),  $-N(C_{0-6}$ alkyl)( $C_{3-7}$ cycloalkyl), or  $-N(C_{0-6}$ alkyl)(aryl) groups.

20                    6. The compound according to Claim 1, or a pharmaceutically acceptable salt thereof, wherein

X is phenyl optionally substituted with 1-5 independent halogen,  $-CN$ ,  $NO_2$ ,  $-C_{1-6}$ alkyl,  $-C_{1-6}$ alkenyl,  $-C_{1-6}$ alkynyl,  $-OR^1$ ,  $-NR^1R^2$ ,  $-C(=NR^1)NR^2R^3$ ,  $-N(=NR^1)NR^2R^3$ ,  $-NR^1COR^2$ ,  $-NR^1CO_2R^2$ ,  $-NR^1SO_2R^4$ ,  $-NR^1CONR^2R^3$ ,  $-SR^4$ ,  $-SOR^4$ ,  $-SO_2R^4$ ,  $-SO_2NR^1R^2$ ,  $-COR^1$ ,  $-CO_2R^1$ ,  $-CONR^1R^2$ ,  $-C(=NR^1)R^2$ , or  $-C(=NOR^1)R^2$  substituents, wherein optionally two substituents are combined to form a cycloalkyl or heterocycloalkyl ring fused to X; wherein the  $-C_{1-6}$ alkyl substituent, cycloalkyl ring, or heterocycloalkyl ring each optionally is further substituted with 1-5 independent halogen,  $-CN$ ,  $-C_{1-6}$ alkyl,  $-O(C_{0-6}$ alkyl),  $-O(C_{3-7}$ cycloalkyl),  $-O(aryl)$ ,  $-O(heteroaryl)$ ,  $-N(C_{0-6}$ alkyl)( $C_{0-6}$ alkyl),  $-N(C_{0-6}$ alkyl)( $C_{3-7}$ cycloalkyl), or  $-N(C_{0-6}$ alkyl)(aryl) groups.

30                    7. The compound according to Claim 6, or a pharmaceutically acceptable salt thereof, wherein

Y is 2-pyridyl optionally substituted with 1-4 independent halogen, -CN, NO<sub>2</sub>, -C<sub>1-6</sub>alkyl, -C<sub>2-6</sub>alkenyl, -C<sub>2-6</sub>alkynyl, -OR<sup>5</sup>, -NR<sup>5</sup>R<sup>6</sup>, -C(=NR<sup>5</sup>)NR<sup>6</sup>R<sup>7</sup>, -N(=NR<sup>5</sup>)NR<sup>6</sup>R<sup>7</sup>, -NR<sup>5</sup>COR<sup>6</sup>, -NR<sup>5</sup>CO<sub>2</sub>R<sup>6</sup>, -NR<sup>5</sup>SO<sub>2</sub>R<sup>8</sup>, -NR<sup>5</sup>CONR<sup>6</sup>R<sup>7</sup>, -SR<sup>8</sup>, -SOR<sup>8</sup>, -SO<sub>2</sub>R<sup>8</sup>, -SO<sub>2</sub>NR<sup>5</sup>R<sup>6</sup>, -COR<sup>5</sup>, -CO<sub>2</sub>R<sup>5</sup>, -CONR<sup>5</sup>R<sup>6</sup>, -C(=NR<sup>5</sup>)R<sup>6</sup>, or -C(=NOR<sup>5</sup>)R<sup>6</sup> substituents, wherein optionally two substituents are combined to form a cycloalkyl or heterocycloalkyl ring fused to Y; wherein the -C<sub>1-6</sub>alkyl substituent, cycloalkyl ring, or heterocycloalkyl ring each optionally is further substituted with 1-5 independent halogen, -CN, -C<sub>1-6</sub>alkyl, -O(C<sub>0-6</sub>alkyl), -O(C<sub>3-7</sub>cycloalkyl), -O(aryl), -O(heteroaryl), -N(C<sub>0-6</sub>alkyl)(C<sub>0-6</sub>alkyl), -N(C<sub>0-6</sub>alkyl)(C<sub>3-7</sub>cycloalkyl), or -N(C<sub>0-6</sub>alkyl)(aryl) groups.

15

8. The compound according to Claim 1, consisting of  
 2-[4-(3-chlorophenyl)-1*H*-imidazol-1-yl]pyridine;  
 2-(4-pyridin-3-yl-1*H*-imidazol-1-yl)pyridine;  
 2-[1-(3-chlorophenyl)-1*H*-imidazol-4-yl]pyridine;  
 2-{1-[3-fluoro-5-(pyridin-3-yloxy)phenyl]-1*H*-imidazol-4-yl}pyridine;  
 or a pharmaceutically acceptable salt thereof.

9. A pharmaceutical composition comprising  
 a therapeutically effective amount of the compound according to claim  
 1 or a pharmaceutically acceptable salt thereof; and  
 a pharmaceutically acceptable carrier.

10. The pharmaceutical composition according to claim 9, further  
 comprising i) an opiate agonist, ii) an opiate antagonist, iii) a calcium channel  
 antagonist, iv) a 5HT receptor agonist, v) a 5HT receptor antagonist, vi) a sodium  
 channel antagonist, vii) an NMDA receptor agonist, viii) an NMDA receptor  
 antagonist, ix) a COX-2 selective inhibitor, x) an NK1 antagonist, xi) a non-steroidal  
 anti-inflammatory drug, xii) a GABA-A receptor modulator, xiii) a dopamine agonist,

xiv) a dopamine antagonist, xv) a selective serotonin reuptake inhibitor, xvi) a tricyclic antidepressant drug, xvii) a norepinephrine modulator, xviii) L-DOPA, xix) buspirone, xx) a lithium salt, xxi) valproate, xxii) neurontin, xxiii) olanzapine, xxiv) a  
5 nicotinic agonist, xxv) a nicotinic antagonist, xxvi) a muscarinic agonist, xxvii) a  
muscarinic antagonist, xxviii) a selective serotonin and norepinephrine reuptake  
inhibitor (SSNRI), xxix) a heroin substituting drug, xxx) disulfiram, or xxxi)  
acamprosate.

11. The pharmaceutical composition according to claim 10,  
10 wherein said heroin substituting drug is methadone, levo-alpha-acetylmethadol,  
buprenorphine or naltrexone.

12. A method of treatment or prevention of pain comprising the step  
of administering a therapeutically effective amount, or a prophylactically effective  
15 amount, of the compound according to claim 1 or a pharmaceutically acceptable salt  
thereof.

13. A method of treatment or prevention of a pain disorder wherein  
said pain disorder is acute pain, persistent pain, chronic pain, inflammatory pain, or  
20 neuropathic pain, comprising the step of administering a therapeutically effective  
amount, or a prophylactically effective amount, of the compound according to claim 1  
or a pharmaceutically acceptable salt thereof.

14. A method of treatment or prevention of anxiety, depression, bipolar  
25 disorder, psychosis, drug withdrawal, tobacco withdrawal, memory loss, cognitive  
impairment, dementia, Alzheimer's disease, schizophrenia or panic comprising the  
step of administering a therapeutically effective amount, or a prophylactically  
effective amount, of the compound according to claim 1 or a pharmaceutically  
acceptable salt thereof.

15. A method of treatment or prevention of disorders of  
extrapyramidal motor function comprising the step of administering a therapeutically  
effective amount, or a prophylactically effective amount, of the compound according  
to claim 1 or a pharmaceutically acceptable salt thereof.

35

16. The method of claim 15 wherein said disorder of extrapyramidal motor function is Parkinson's disease, progressive supramuscular palsy, Huntington's disease, Gilles de la Tourette syndrome, or tardive dyskinesia.

5                   17. A method of treatment or prevention of anxiety disorders comprising the step of administering a therapeutically effective amount, or a prophylactically effective amount, of the compound according to claim 1 or a pharmaceutically acceptable salt thereof.

10                   18. The method of claim 17 wherein said anxiety disorder is panic attack, agoraphobia or specific phobias, obsessive-compulsive disorders, post-traumatic stress disorder, acute stress disorder, generalized anxiety disorder, eating disorder, substance-induced anxiety disorder, or nonspecified anxiety disorder.

15                   19. A method of treatment or prevention of neuropathic pain comprising the step of administering a therapeutically effective amount, or a prophylactically effective amount, of the compound according to claim 1 or a pharmaceutically acceptable salt thereof.

20                   20. A method of treatment or prevention of Parkinson's Disease comprising the step of administering a therapeutically effective amount, or a prophylactically effective amount, of the compound according to claim 1 or a pharmaceutically acceptable salt thereof.

25                   21. A method of treatment or prevention of depression comprising the step of administering a therapeutically effective amount, or a prophylactically effective amount, of the compound according to claim 1 or a pharmaceutically acceptable salt thereof.

30                   22. A method of treatment or prevention of epilepsy comprising the step of administering a therapeutically effective amount, or a prophylactically effective amount, of the compound according to claim 1 or a pharmaceutically acceptable salt thereof.

23. A method of treatment or prevention of inflammatory pain comprising the step of administering a therapeutically effective amount, or a prophylactically effective amount, of the compound according to claim 1 or a pharmaceutically acceptable salt thereof.

5

24. A method of treatment or prevention of cognitive dysfunction comprising the step of administering a therapeutically effective amount, or a prophylactically effective amount, of the compound according to claim 1 or a pharmaceutically acceptable salt thereof.

10

25. A method of treatment or prevention of drug addiction, drug abuse and drug withdrawal comprising the step of administering a therapeutically effective amount, or a prophylactically effective amount, of the compound according to claim 1 or a pharmaceutically acceptable salt thereof.

15

26. A method of treatment or prevention of circadian rhythm and sleep disorders, comprising the step of administering a therapeutically effective amount, or a prophylactically effective amount, of the compound according to claim 1 or a pharmaceutically acceptable salt thereof.

20

27. The method of Claim 26 wherein the sleep disorder is shift-work induced sleep disorder, or jet-lag.

28. A method of treatment or prevention of obesity comprising the step of administering a therapeutically effective amount, or a prophylactically effective amount, of the compound according to claim 1 or a pharmaceutically acceptable salt thereof.

25  
30