

(12) INTERNATIONAL APPLICATION PUBLISHED UNDER THE PATENT COOPERATION TREATY (PCT)

(19) World Intellectual Property  
Organization

International Bureau

(43) International Publication Date  
04 April 2019 (04.04.2019)



(10) International Publication Number  
**WO 2019/067872 A1**

(51) International Patent Classification:

*C12N 15/113* (2010.01)      *A61K 48/00* (2006.01)  
*C12N 15/10* (2006.01)      *A61P 25/28* (2006.01)

**Declarations under Rule 4.17:**

— *of inventorship (Rule 4.17(iv))*

(21) International Application Number:

PCT/US2018/053382

**Published:**

— *with international search report (Art. 21(3))*  
— *before the expiration of the time limit for amending the claims and to be republished in the event of receipt of amendments (Rule 48.2(h))*  
— *with sequence listing part of description (Rule 5.2(a))*

(22) International Filing Date:

28 September 2018 (28.09.2018)

(25) Filing Language:

English

(26) Publication Language:

English

(30) Priority Data:

62/566,236      29 September 2017 (29.09.2017)      US  
62/671,902      15 May 2018 (15.05.2018)      US

(71) Applicant: **INTELLIA THERAPEUTICS, INC.**  
[US/US]; 40 Erie Street, Cambridge, Massachusetts 02139 (US).

(72) Inventors: **KANJOLIA, Arti Mahendra Prakash**; 40 Erie Street, Cambridge, Massachusetts 02139 (US). **ODATE, Shobu**; 40 Erie Street, Cambridge, Massachusetts 02139 (US). **SEITZER, Jessica Lynn**; 40 Erie Street, Cambridge, Massachusetts 02139 (US). **LESCARBEAU, Reynald Michael**; 40 Erie Street, Cambridge, Massachusetts 02139 (US). **STRAPPS, Walter**; 40 Erie Street, Cambridge, Massachusetts 02139 (US).

(74) Agent: **BAUR, Amelia Feulner et al.**; 125 Cambridge Park Drive, Suite 301, Cambridge, Massachusetts 02140 (US).

(81) Designated States (*unless otherwise indicated, for every kind of national protection available*): AE, AG, AL, AM, AO, AT, AU, AZ, BA, BB, BG, BH, BN, BR, BW, BY, BZ, CA, CH, CL, CN, CO, CR, CU, CZ, DE, DJ, DK, DM, DO, DZ, EC, EE, EG, ES, FI, GB, GD, GE, GH, GM, GT, HN, HR, HU, ID, IL, IN, IR, IS, JO, JP, KE, KG, KH, KN, KP, KR, KW, KZ, LA, LC, LK, LR, LS, LU, LY, MA, MD, ME, MG, MK, MN, MW, MX, MY, MZ, NA, NG, NI, NO, NZ, OM, PA, PE, PG, PH, PL, PT, QA, RO, RS, RU, RW, SA, SC, SD, SE, SG, SK, SL, SM, ST, SV, SY, TH, TJ, TM, TN, TR, TT, TZ, UA, UG, US, UZ, VC, VN, ZA, ZM, ZW.

(84) Designated States (*unless otherwise indicated, for every kind of regional protection available*): ARIPO (BW, GH, GM, KE, LR, LS, MW, MZ, NA, RW, SD, SL, ST, SZ, TZ, UG, ZM, ZW), Eurasian (AM, AZ, BY, KG, KZ, RU, TJ, TM), European (AL, AT, BE, BG, CH, CY, CZ, DE, DK, EE, ES, FI, FR, GB, GR, HR, HU, IE, IS, IT, LT, LU, LV, MC, MK, MT, NL, NO, PL, PT, RO, RS, SE, SI, SK, SM, TR), OAPI (BF, BJ, CF, CG, CI, CM, GA, GN, GQ, GW, KM, ML, MR, NE, SN, TD, TG).

(54) Title: COMPOSITIONS AND METHODS FOR TTR GENE EDITING AND TREATING ATTR AMYLOIDOSIS

(57) Abstract: Compositions and methods for editing, e.g., introducing double-stranded breaks, within the *TTR* gene are provided. Compositions and methods for treating subjects having amyloidosis associated with transthyretin (ATTR), are provided.

WO 2019/067872 A1

## COMPOSITIONS AND METHODS FOR TTR GENE EDITING AND TREATING ATTR AMYLOIDOSIS

[0001] This application claims the benefit of priority to United States Provisional Application No. 62/556,236, which was filed on September 29, 2017, and United States Provisional Application No. 62/671,902, which was filed on May 15, 2018, and which are incorporated by reference in their entirety.

[0002] The instant application contains a Sequence Listing which has been submitted electronically in ASCII format and is hereby incorporated by reference in its entirety. Said ASCII copy, created on September 27, 2018, is named 2018-09-27\_01155-0013-PCT\_ST25.txt and is 417,471 bytes in size.

[0003] Transthyretin (TTR) is a protein produced by the *TTR* gene that normally functions to transport retinol and thyroxine throughout the body. TTR is predominantly synthesized in the liver, with small fractions being produced in the choroid plexus and retina. TTR normally circulates as a soluble tetrameric protein in the blood.

[0004] Pathogenic variants of TTR, which may disrupt tetramer stability, can be encoded by mutant alleles of the *TTR* gene. Mutant TTR may result in misfolded TTR, which may generate amyloids (i.e., aggregates of misfolded TTR protein). In some cases, pathogenic variants of TTR can lead to amyloidosis, or disease resulting from build-up of amyloids. For example, misfolded TTR monomers can polymerize into amyloid fibrils within tissues, such as the peripheral nerves, heart, and gastrointestinal tract. Amyloid plaques can also comprise wild-type TTR that has deposited on misfolded TTR.

[0005] Misfolding and deposition of wild-type TTR has also been observed in males aged 60 or more and is associated with heart rhythm problems, heart failure, and carpal tunnel.

[0006] Amyloidosis characterized by deposition of TTR may be referred to as “ATTR,” “TTR-related amyloidosis,” “TTR amyloidosis,” or “ATTR amyloidosis,” “ATTR familial amyloidosis” (when associated with a genetic mutation in a family), or “ATTRwt” or “wild-type ATTR” (when arising from misfolding and deposition of wild-type TTR).

[0007] ATTR can present with a wide spectrum of symptoms, and patients with different classes of ATTR may have different characteristics and prognoses. Some classes of ATTR include familial amyloid polyneuropathy (FAP), familial amyloid cardiomyopathy (FAC), and wild-type TTR amyloidosis (wt-TTR amyloidosis). FAP commonly presents with sensorimotor neuropathy, while FAC and wt-TTR amyloidosis commonly present with congestive heart failure. FAP and FAC are usually associated with a genetic mutation in the

*TTR* gene, and more than 100 different mutations in the *TTR* gene have been associated with ATTR. In contrast, wt-TTR amyloidosis is associated with aging and not with a genetic mutation in *TTR*. It is estimated that approximately 50,000 patients worldwide may be affected by FAP and FAC.

[0008] While more than 100 mutations in *TTR* are associated with ATTR, certain mutations have been more closely associated with neuropathy and/or cardiomyopathy. For example, mutations at T60 of *TTR* are associated with both cardiomyopathy and neuropathy; mutations at V30 are more associated with neuropathy; and mutations at V122 are more associated with cardiomyopathy.

[0009] A range of treatment approaches have been studied for treatment of ATTR, but there are no approved drugs that stop disease progression and improve quality of life. While liver transplant has been studied for treatment of ATTR, its use is declining as it involves significant risk and disease progression sometimes continues after transplantation. Small molecule stabilizers, such as diflunisal and tafamidis, appear to slow ATTR progression, but these agents do not halt disease progression.

[0010] Approaches using small interfering RNA (siRNA) knockdown, antisense knockdown, or a monoclonal antibody targeting amyloid fibrils for destruction are also currently being investigated, but while results on short-term suppression of *TTR* expression show encouraging preliminary data, a need exists for treatments that can produce long-lasting suppression of *TTR*.

[0011] Accordingly, the following embodiments are provided. In some embodiments, the present invention provides compositions and methods using a guide RNA with an RNA-guided DNA binding agent such as the CRISPR/Cas system to substantially reduce or knockout expression of the *TTR* gene, thereby substantially reducing or eliminating the production of *TTR* protein associated with ATTR. The substantial reduction or elimination of the production of *TTR* protein associated with ATTR through alteration of the *TTR* gene can be a long-term reduction or elimination.

#### **SUMMARY**

[0012] Embodiment 1 is a method of inducing a double-stranded break (DSB) within the *TTR* gene, comprising delivering a composition to a cell, wherein the composition comprises

- a. a guide RNA comprising a guide sequence selected from SEQ ID NOs: 5-82;
- b. a guide RNA comprising at least 17, 18, 19, or 20 contiguous nucleotides of a sequence selected from SEQ ID NOs: 5-82; or

c. a guide RNA comprising a guide sequence that is at least 99%, 98%, 97%, 96%, 95%, 94%, 93%, 92%, 91%, or 90% identical to a sequence selected from SEQ ID NOs: 5-82.

[0013] Embodiment 2 is a method of modifying the TTR gene comprising delivering a composition to a cell, wherein the composition comprises (i) an RNA-guided DNA binding agent or a nucleic acid encoding an RNA-guided DNA binding agent and (ii) a guide RNA comprising:

- a. a guide sequence selected from SEQ ID NOs: 5-82;
- b. at least 17, 18, 19, or 20 contiguous nucleotides of a sequence selected from SEQ ID NOs: 5-82; or
- c. a guide sequence that is at least 99%, 98%, 97%, 96%, 95%, 94%, 93%, 92%, 91%, or 90% identical to a sequence selected from SEQ ID NOs: 5-82.

[0014] Embodiment 3 is a method of treating amyloidosis associated with TTR (ATTR), comprising administering a composition to a subject in need thereof, wherein the composition comprises (i) an RNA-guided DNA binding agent or a nucleic acid encoding an RNA-guided DNA binding agent and (ii) a guide RNA comprising:

- a. a guide sequence selected from SEQ ID NOs: 5-82;
- b. at least 17, 18, 19, or 20 contiguous nucleotides of a sequence selected from SEQ ID NOs: 5-82; or
- c. a guide sequence that is at least 99%, 98%, 97%, 96%, 95%, 94%, 93%, 92%, 91%, or 90% identical to a sequence selected from SEQ ID NOs: 5-82, thereby treating ATTR.

[0015] Embodiment 4 is a method of reducing TTR serum concentration, comprising administering a composition to a subject in need thereof, wherein the composition comprises (i) an RNA-guided DNA binding agent or a nucleic acid encoding an RNA-guided DNA binding agent and (ii) a guide RNA comprising:

- a. a guide sequence selected from SEQ ID NOs: 5-82;
- b. at least 17, 18, 19, or 20 contiguous nucleotides of a sequence selected from SEQ ID NOs: 5-82; or
- c. a guide sequence that is at least 99%, 98%, 97%, 96%, 95%, 94%, 93%, 92%, 91%, or 90% identical to a sequence selected from SEQ ID NOs: 5-82, thereby reducing TTR serum concentration.

[0016] Embodiment 5 is a method for reducing or preventing the accumulation of amyloids or amyloid fibrils comprising TTR in a subject, comprising administering a composition to a subject in need thereof, wherein the composition comprises (i) an RNA-guided DNA binding

agent or a nucleic acid encoding an RNA-guided DNA binding agent and (ii) a guide RNA comprising:

- a. a guide sequence selected from SEQ ID NOs: 5-82;
- b. at least 17, 18, 19, or 20 contiguous nucleotides of a sequence selected from SEQ ID NOs: 5-82; or
- c. a guide sequence that is at least 99%, 98%, 97%, 96%, 95%, 94%, 93%, 92%, 91%, or 90% identical to a sequence selected from SEQ ID NOs: 5-82, thereby reducing accumulation of amyloids or amyloid fibrils.

[0017] Embodiment 6 is a composition comprising a guide RNA comprising:

- a. a guide sequence selected from SEQ ID NOs: 5-82;
- b. at least 17, 18, 19, or 20 contiguous nucleotides of a sequence selected from SEQ ID NOs: 5-82; or
- c. a guide sequence that is at least 99%, 98%, 97%, 96%, 95%, 94%, 93%, 92%, 91%, or 90% identical to a sequence selected from SEQ ID NOs: 5-82.

[0018] Embodiment 7 is a composition comprising a vector encoding a guide RNA, wherein the guide RNA comprises:

- a. a guide sequence selected from SEQ ID NOs: 5-82;
- b. at least 17, 18, 19, or 20 contiguous nucleotides of a sequence selected from SEQ ID NOs: 5-82; or
- c. a guide sequence that is at least 99%, 98%, 97%, 96%, 95%, 94%, 93%, 92%, 91%, or 90% identical to a sequence selected from SEQ ID NOs: 5-82.

[0019] Embodiment 8 is the composition of embodiment 6 or 7, for use in inducing a double-stranded break (DSB) within the TTR gene in a cell or subject.

[0020] Embodiment 9 is the composition of embodiment 6 or 7, for use in modifying the TTR gene in a cell or subject.

[0021] Embodiment 10 is the composition of embodiment 6 or 7, for use in treating amyloidosis associated with TTR (ATTR) in a subject.

[0022] Embodiment 11 is the composition of embodiment 6 or 7, for use in reducing TTR serum concentration in a subject.

[0023] Embodiment 12 is the composition of embodiment 6 or 7, for use in reducing or preventing the accumulation of amyloids or amyloid fibrils in a subject.

[0024] Embodiment 13 is the method of any one of embodiments 1-5 or the composition for use of any one of embodiments 8-12, wherein the composition reduces serum TTR levels.

[0025] Embodiment 14 is the method or composition for use of embodiment 13, wherein the serum TTR levels are reduced by at least 50% as compared to serum TTR levels before administration of the composition.

[0026] Embodiment 15 is the method or composition for use of embodiment 13, wherein the serum TTR levels are reduced by 50-60%, 60-70%, 70-80%, 80-90%, 90-95%, 95-98%, 98-99%, or 99-100% as compared to serum TTR levels before administration of the composition.

[0027] Embodiment 16 is the method or composition for use of any one of embodiments 1-5 or 8-15, wherein the composition results in editing of the TTR gene.

[0028] Embodiment 17 is the method or composition for use of embodiment 16, wherein the editing is calculated as a percentage of the population that is edited (percent editing).

[0029] Embodiment 18 is the method or composition for use of embodiment 17, wherein the percent editing is between 30 and 99% of the population.

[0030] Embodiment 19 is the method or composition for use of embodiment 17, wherein the percent editing is between 30 and 35%, 35 and 40%, 40 and 45%, 45 and 50%, 50 and 55%, 55 and 60%, 60 and 65%, 65 and 70%, 70 and 75%, 75 and 80%, 80 and 85%, 85 and 90%, 90 and 95%, or 95 and 99% of the population.

[0031] Embodiment 20 is the method of any one of embodiments 1-5 or the composition for use of any one of embodiments 8-19, wherein the composition reduces amyloid deposition in at least one tissue.

[0032] Embodiment 21 is the method or composition for use of embodiment 20, wherein the at least one tissue comprises one or more of stomach, colon, sciatic nerve, or dorsal root ganglion.

[0033] Embodiment 22 is the method or composition for use of embodiment 20 or 21, wherein amyloid deposition is measured 8 weeks after administration of the composition.

[0034] Embodiment 23 is the method or composition for use of any one of embodiments 20-22, wherein amyloid deposition is compared to a negative control or a level measured before administration of the composition.

[0035] Embodiment 24 is the method or composition for use of any one of embodiments 20-23, wherein amyloid deposition is measured in a biopsy sample and/or by immunostaining.

[0036] Embodiment 25 is the method or composition for use of any one of embodiments 20-24, wherein amyloid deposition is reduced by between 30 and 35%, 35 and 40%, 40 and 45%, 45 and 50%, 50 and 55%, 55 and 60%, 60 and 65%, 65 and 70%, 70 and 75%, 75 and

80%, 80 and 85%, 85 and 90%, 90 and 95%, or 95 and 99% of the amyloid deposition seen in a negative control.

[0037] Embodiment 26 is the method or composition for use of any one of embodiments 20-25, wherein amyloid deposition is reduced by between 30 and 35%, 35 and 40%, 40 and 45%, 45 and 50%, 50 and 55%, 55 and 60%, 60 and 65%, 65 and 70%, 70 and 75%, 75 and 80%, 80 and 85%, 85 and 90%, 90 and 95%, or 95 and 99% of the amyloid deposition seen before administration of the composition.

[0038] Embodiment 27 is the method or composition for use of any one of embodiments 1-5 or 8-26, wherein the composition is administered or delivered at least two times.

[0039] Embodiment 28 is the method or composition for use of embodiment 27, wherein the composition is administered or delivered at least three times.

[0040] Embodiment 29 is the method or composition for use of embodiment 27, wherein the composition is administered or delivered at least four times.

[0041] Embodiment 30 is the method or composition for use of embodiment 27, wherein the composition is administered or delivered up to five, six, seven, eight, nine, or ten times.

[0042] Embodiment 31 is the method or composition for use of any one of embodiments 27-30, wherein the administration or delivery occurs at an interval of 1, 2, 3, 4, 5, 6, 7, 8, 9, 10, 11, 12, 13, 14, or 15 days.

[0043] Embodiment 32 is the method or composition for use of any one of embodiments 27-30, wherein the administration or delivery occurs at an interval of 1, 2, 3, 4, 5, 6, 7, 8, 9, 10, 11, 12, 13, 14, or 15 weeks.

[0044] Embodiment 33 is the method or composition for use of any one of embodiments 27-30, wherein the administration or delivery occurs at an interval of 1, 2, 3, 4, 5, 6, 7, 8, 9, 10, 11, 12, 13, 14, or 15 months.

[0045] Embodiment 34 is the method or composition of any one of the preceding embodiments, wherein the guide sequence is selected from SEQ ID NOs: 5-82.

[0046] Embodiment 35 is the method or composition of any one of the preceding embodiments, wherein the guide RNA is at least partially complementary to a target sequence present in the human TTR gene.

[0047] Embodiment 36 is the method or composition of embodiment 35, wherein the target sequence is in exon 1, 2, 3, or 4 of the human TTR gene.

[0048] Embodiment 37 is the method or composition of embodiment 35, wherein the target sequence is in exon 1 of the human TTR gene.

[0049] Embodiment 38 is the method or composition of embodiment 35, wherein the target sequence is in exon 2 of the human TTR gene.

[0050] Embodiment 39 is the method or composition of embodiment 35, wherein the target sequence is in exon 3 of the human TTR gene.

[0051] Embodiment 40 is the method or composition of embodiment 35, wherein the target sequence is in exon 4 of the human TTR gene.

[0052] Embodiment 41 is the method or composition of any one of embodiments 1-40, wherein the guide sequence is complementary to a target sequence in the positive strand of TTR.

[0053] Embodiment 42 is the method or composition of any one of embodiments 1-40, wherein the guide sequence is complementary to a target sequence in the negative strand of TTR.

[0054] Embodiment 43 is the method or composition of any one of embodiments 1-40, wherein the first guide sequence is complementary to a first target sequence in the positive strand of the TTR gene, and wherein the composition further comprises a second guide sequence that is complementary to a second target sequence in the negative strand of the TTR gene.

[0055] Embodiment 44 is the method or composition of any one of the preceding embodiments, wherein the guide RNA comprises a crRNA that comprises the guide sequence and further comprises a nucleotide sequence of SEQ ID NO: 126, wherein the nucleotides of SEQ ID NO: 126 follow the guide sequence at its 3' end.

[0056] Embodiment 45 is the method or composition of any one of the preceding embodiments, wherein the guide RNA is a dual guide (dgRNA).

[0057] Embodiment 46 is the method or composition of embodiment 45, wherein the dual guide RNA comprises a crRNA comprising a nucleotide sequence of SEQ ID NO: 126, wherein the nucleotides of SEQ ID NO: 126 follow the guide sequence at its 3' end, and a trRNA.

[0058] Embodiment 47 is the method or composition of any one of embodiments 1-43, wherein the guide RNA is a single guide (sgRNA).

[0059] Embodiment 48 is the method or composition of embodiment 47, wherein the sgRNA comprises a guide sequence that has the pattern of SEQ ID NO: 3.

[0060] Embodiment 49 is the method or composition of embodiment 47, wherein the sgRNA comprises the sequence of SEQ ID NO: 3.



[0061] Embodiment 50 is the method or composition of embodiment 48 or 49, wherein each N in SEQ ID NO: 3 is any natural or non-natural nucleotide, wherein the N's form the guide sequence, and the guide sequence targets Cas9 to the TTR gene.

[0062] Embodiment 51 is the method or composition of any one of embodiments 47-50, wherein the sgRNA comprises any one of the guide sequences of SEQ ID NOs: 5-82 and the nucleotides of SEQ ID NO: 126.

[0063] Embodiment 52 is the method or composition of any one of embodiments 47-51, wherein the sgRNA comprises a guide sequence that is at least 99%, 98%, 97%, 96%, 95%, 94%, 93%, 92%, 91%, or 90% identical to a sequence selected from SEQ ID Nos: 87-124.

[0064] Embodiment 53 is the method or composition of embodiment 47, wherein the sgRNA comprises a sequence selected from SEQ ID Nos: 87-124.

[0065] Embodiment 54 is the method or composition of any one of the preceding embodiments, wherein the guide RNA comprises at least one modification.

[0066] Embodiment 55 is the method or composition of embodiment 54, wherein the at least one modification includes a 2'-O-methyl (2'-O-Me) modified nucleotide.

[0067] Embodiment 56 is the method or composition of embodiment 54 or 55, wherein the at least one modification includes a phosphorothioate (PS) bond between nucleotides.

[0068] Embodiment 57 is the method or composition of any one of embodiments 54-56, wherein the at least one modification includes a 2'-fluoro (2'-F) modified nucleotide.

[0069] Embodiment 58 is the method or composition of any one of embodiments 54-57, wherein the at least one modification includes a modification at one or more of the first five nucleotides at the 5' end.

[0070] Embodiment 59 is the method or composition of any one of embodiments 54-58, wherein the at least one modification includes a modification at one or more of the last five nucleotides at the 3' end.

[0071] Embodiment 60 is the method or composition of any one of embodiments 54-59, wherein the at least one modification includes PS bonds between the first four nucleotides.

[0072] Embodiment 61 is the method or composition of any one of embodiments 54-60, wherein the at least one modification includes PS bonds between the last four nucleotides.

[0073] Embodiment 62 is the method or composition of any one of embodiments 54-61, wherein the at least one modification includes 2'-O-Me modified nucleotides at the first three nucleotides at the 5' end.

[0074] Embodiment 63 is the method or composition of any one of embodiments 54-62, wherein the at least one modification includes 2'-O-Me modified nucleotides at the last three nucleotides at the 3' end.

[0075] Embodiment 64 is the method or composition of any one of embodiments 54-63, wherein the guide RNA comprises the modified nucleotides of SEQ ID NO: 3.

[0076] Embodiment 65 is the method or composition of any one of embodiments 1-64, wherein the composition further comprises a pharmaceutically acceptable excipient.

[0077] Embodiment 66 is the method or composition of any one of embodiments 1-65, wherein the guide RNA is associated with a lipid nanoparticle (LNP).

[0078] Embodiment 67 is the method or composition of embodiment 66, wherein the LNP comprises a CCD lipid.

[0079] Embodiment 68 is the method or composition of embodiment 67, wherein the CCD lipid is Lipid a or Lipid B.

[0080] Embodiment 69 is the method or composition of embodiment 66-68, wherein the LNP comprises a neutral lipid.

[0081] Embodiment 70 is the method or composition of embodiment 69, wherein the neutral lipid is DSPC

[0082] Embodiment 71 is the method or composition of any one of embodiments 66-70, wherein the LNP comprises a helper lipid.

[0083] Embodiment 72 is the method or composition of embodiment 71, wherein the helper lipid is cholesterol.

[0084] Embodiment 73 is the method or composition of any one of embodiments 66-72, wherein the LNP comprises a stealth lipid.

[0085] Embodiment 74 is the method or composition of embodiment 73, wherein the stealth lipid is PEG2k-DMG.

[0086] Embodiment 75 is the method or composition of any one of the preceding embodiments, wherein the composition further comprises an RNA-guided DNA binding agent.

[0087] Embodiment 76 is the method or composition of any one of the preceding embodiments, wherein the composition further comprises an mRNA that encodes an RNA-guided DNA binding agent.

[0088] Embodiment 77 is the method or composition of embodiment 75 or 76, wherein the RNA-guided DNA binding agent is a Cas cleavase.

[0089] Embodiment 78 is the method or composition of embodiment 77, wherein the RNA-guided DNA binding agent is Cas9.

[0090] Embodiment 79 is the method or composition of any one of embodiments 75-78, wherein the RNA-guided DNA binding agent is modified.

[0091] Embodiment 80 is the method or composition of any one of embodiments 75-79, wherein the RNA-guided DNA binding agent is a nickase.

[0092] Embodiment 81 is the method or composition of embodiment 79 or 80, wherein the modified RNA-guided DNA binding agent comprises a nuclear localization signal (NLS).

[0093] Embodiment 82 is the method or composition of any one of embodiments 75-81, wherein the RNA-guided DNA binding agent is a Cas from a Type-II CRISPR/Cas system.

[0094] Embodiment 83 is the method or composition of any one of the preceding embodiments, wherein the composition is a pharmaceutical formulation and further comprises a pharmaceutically acceptable carrier.

[0095] Embodiment 84 is the method or composition for use of any one of embodiments 1-5 or 8-83, wherein the composition reduces or prevents amyloids or amyloid fibrils comprising TTR.

[0096] Embodiment 85 is the method or composition for use of embodiment 84, wherein the amyloids or amyloid fibrils are in the nerves, heart, or gastrointestinal track.

[0097] Embodiment 86 is the method or composition for use of any one of embodiments 1-5 or 8-83, wherein non-homologous ending joining (NHEJ) leads to a mutation during repair of a DSB in the TTR gene.

[0098] Embodiment 87 is the method or composition for use of embodiment 86, wherein NHEJ leads to a deletion or insertion of a nucleotide(s) during repair of a DSB in the TTR gene.

[0099] Embodiment 88 is the method or composition for use of embodiment 87, wherein the deletion or insertion of a nucleotide(s) induces a frame shift or nonsense mutation in the TTR gene.

[00100] Embodiment 89 is the method or composition for use of embodiment 87, wherein a frame shift or nonsense mutation is induced in the TTR gene of at least 50% of liver cells.

[00101] Embodiment 90 is the method or composition for use of embodiment 89, wherein a frame shift or nonsense mutation is induced in the TTR gene of 50%-60%, 60%-70%, 70% or 80%, 80%-90%, 90-95%, 95%-99%, or 99%-100% of liver cells.

[00102] Embodiment 91 is the method or composition for use of any one of embodiments 87-90, wherein a deletion or insertion of a nucleotide(s) occurs in the TTR gene at least 50-fold or more than in off-target sites.

[00103] Embodiment 92 is the method or composition for use of embodiment 91, wherein the deletion or insertion of a nucleotide(s) occurs in the TTR gene 50-fold to 150-fold, 150-fold to 500-fold, 500-fold to 1500-fold, 1500-fold to 5000-fold, 5000-fold to 15000-fold, 15000-fold to 30000-fold, or 30000-fold to 60000-fold more than in off-target sites.

[00104] Embodiment 93 is the method or composition for use of any one of embodiments 87-92, wherein the deletion or insertion of a nucleotide(s) occurs at less than or equal to 3, 2, 1, or 0 off-target site(s) in primary human hepatocytes, optionally wherein the off-target site(s) does (do) not occur in a protein coding region in the genome of the primary human hepatocytes.

[00105] Embodiment 94 is the method or composition for use of embodiment 93, wherein the deletion or insertion of a nucleotide(s) occurs at a number of off-target sites in primary human hepatocytes that is less than the number of off-target sites at which a deletion or insertion of a nucleotide(s) occurs in Cas9-overexpressing cells, optionally wherein the off-target site(s) does (do) not occur in a protein coding region in the genome of the primary human hepatocytes.

[00106] Embodiment 95 is the method or composition for use of embodiment 94, wherein the Cas9-overexpressing cells are HEK293 cells stably expressing Cas9.

[00107] Embodiment 96 is the method or composition for use of any one of embodiments 93-95, wherein the number of off-target sites in primary human hepatocytes is determined by analyzing genomic DNA from primary human hepatocytes transfected in vitro with Cas9 mRNA and the guide RNA, optionally wherein the off-target site(s) does (do) not occur in a protein coding region in the genome of the primary human hepatocytes.

[00108] Embodiment 97 is the method or composition for use of any one of embodiments 93-95, wherein the number of off-target sites in primary human hepatocytes is determined by an oligonucleotide insertion assay comprising analyzing genomic DNA from primary human hepatocytes transfected in vitro with Cas9 mRNA, the guide RNA, and a donor oligonucleotide, optionally wherein the off-target site(s) does (do) not occur in a protein coding region in the genome of the primary human hepatocytes.

[00109] Embodiment 98 is the method or composition of any one of embodiments 1-43 or 47-97, wherein the sequence of the guide RNA is:

- a) SEQ ID NO: 92 or 104;

b) SEQ ID NO: 87, 89, 96, or 113;

c) SEQ ID NO: 100, 102, 106, 111, or 112; or

d) SEQ ID NO: 88, 90, 91, 93, 94, 95, 97, 101, 103, 108, or 109,

optionally wherein the guide RNA does not produce indels at off-target site(s) that occur in a protein coding region in the genome of primary human hepatocytes.

[00110] Embodiment 99 is the method or composition for use of any one of embodiments 1-5 or 8-98, wherein administering the composition reduces levels of TTR in the subject.

[00111] Embodiment 100 is the method or composition for use of embodiment 99, wherein the levels of TTR are reduced by at least 50%.

[00112] Embodiment 101 is the method or composition for use of embodiment 100, wherein the levels of TTR are reduced by 50%-60%, 60%-70%, 70% or 80%, 80%-90%, 90-95%, 95%-99%, or 99%-100%.

[00113] Embodiment 102 is the method or composition for use of embodiment 100 or 101, wherein the levels of TTR are measured in serum, plasma, blood, cerebral spinal fluid, or sputum.

[00114] Embodiment 103 is the method or composition for use of embodiment 100 or 101, wherein the levels of TTR are measured in liver, choroid plexus, and/or retina.

[00115] Embodiment 104 is the method or composition for use of any one of embodiments 99-103, wherein the levels of TTR are measured via enzyme-linked immunosorbent assay (ELISA).

[00116] Embodiment 105 is the method or composition for use of any one of embodiments 1-5 or 8-104, wherein the subject has ATTR.

[00117] Embodiment 106 is the method or composition for use of any one of embodiments 1-5 or 8-105, wherein the subject is human.

[00118] Embodiment 107 is the method or composition for use of embodiment 105 or 106, wherein the subject has ATTRwt.

[00119] Embodiment 108 is the method or composition for use of embodiment 105 or 106, wherein the subject has hereditary ATTR.

[00120] Embodiment 109 is the method or composition for use of any one of embodiments 1-5, 8-106, or 108, wherein the subject has a family history of ATTR.

[00121] Embodiment 110 is the method or composition for use of any one of embodiments 1-5, 8-106, or 108-109, wherein the subject has familial amyloid polyneuropathy.

[00122] Embodiment 111 is the method or composition for use of any one of embodiments 1-5 or 8-110, wherein the subject has only or predominantly nerve symptoms of ATTR.

[00123] Embodiment 112 is the method or composition for use of any one of embodiments 1-5 or 8-110, wherein the subject has familial amyloid cardiomyopathy.

[00124] Embodiment 113 is the method or composition for use of any one of embodiments 1-5, 8-109, or 112, wherein the subject has only or predominantly cardiac symptoms of ATTR.

[00125] Embodiment 114 is the method or composition for use of any one of embodiments 1-5 or 8-113, wherein the subject expresses TTR having a V30 mutation.

[00126] Embodiment 115 is the method or composition for use of embodiment 114, wherein the V30 mutation is V30A, V30G, V30L, or V30M.

[00127] Embodiment 116 is the method or composition for use of embodiment any one of embodiments 1-5 or 8-113, wherein the subject expresses TTR having a T60 mutation.

[00128] Embodiment 117 is the method or composition for use of embodiment 116, wherein the T60 mutation is T60A.

[00129] Embodiment 118 is the method or composition for use of embodiment any one of embodiments 1-5 or 8-113, wherein the subject expresses TTR having a V122 mutation.

[00130] Embodiment 119 is the method or composition for use of embodiment 118, wherein the V122 mutation is V122A, V122I, or V122(-).

[00131] Embodiment 120 is the method or composition for use of any one of embodiments 1-5 or 8-119, wherein the subject expresses wild-type TTR.

[00132] Embodiment 121 is the method or composition for use of any one of embodiments 1-5, 8-107, or 120, wherein the subject does not express TTR having a V30, T60, or V122 mutation.

[00133] Embodiment 122 is the method or composition for use of any one of embodiments 1-5, 8-107, or 120-121, wherein the subject does not express TTR having a pathological mutation.

[00134] Embodiment 123 is the method or composition for use of embodiment 121, wherein the subject is homozygous for wild-type TTR.

[00135] Embodiment 124 is the method or composition for use of any one of embodiments 1-5 or 8-123, wherein after administration the subject has an improvement, stabilization, or slowing of change in symptoms of sensorimotor neuropathy.

[00136] Embodiment 125 is the method or composition for use of embodiment 124, wherein the improvement, stabilization, or slowing of change in sensory neuropathy is measured using electromyogram, nerve conduction tests, or patient-reported outcomes.

[00137] Embodiment 126 is the method or composition for use of any one of embodiments 1-5 or 8-125, wherein the subject has an improvement, stabilization, or slowing of change in symptoms of congestive heart failure.

[00138] Embodiment 127 is the method or composition for use of embodiment 126, wherein the improvement, stabilization, or slowing of change in congestive heart failure is measured using cardiac biomarker tests, lung function tests, chest x-rays, or electrocardiography.

[00139] Embodiment 128 is the method or composition for use of any one of embodiments 1-5 or 8-127, wherein the composition or pharmaceutical formulation is administered via a viral vector.

[00140] Embodiment 129 is the method or composition for use of any one of embodiments 1-5 or 8-127, wherein the composition or pharmaceutical formulation is administered via lipid nanoparticles.

[00141] Embodiment 130 is the method or composition for use of any one of embodiments 1-5 or 8-129, wherein the subject is tested for specific mutations in the TTR gene before administering the composition or formulation.

[00142] Embodiment 131 is the method or composition of any one of embodiments 1-130, wherein the sequence selected from SEQ ID NOs: 5-82 is SEQ ID NO: 5.

[00143] Embodiment 132 is the method or composition of any one of embodiments 1-130, wherein the sequence selected from SEQ ID NOs: 5-82 is SEQ ID NO: 6.

[00144] Embodiment 133 is the method or composition of any one of embodiments 1-130, wherein the sequence selected from SEQ ID NOs: 5-82 is SEQ ID NO: 7.

[00145] Embodiment 134 is the method or composition of any one of embodiments 1-130, wherein the sequence selected from SEQ ID NOs: 5-82 is SEQ ID NO: 8.

[00146] Embodiment 135 is the method or composition of any one of embodiments 1-130, wherein the sequence selected from SEQ ID NOs: 5-82 is SEQ ID NO: 9.

[00147] Embodiment 136 is the method or composition of any one of embodiments 1-130, wherein the sequence selected from SEQ ID NOs: 5-82 is SEQ ID NO: 10.

[00148] Embodiment 137 is the method or composition of any one of embodiments 1-130, wherein the sequence selected from SEQ ID NOs: 5-82 is SEQ ID NO: 11.

[00149] Embodiment 138 is the method or composition of any one of embodiments 1-130, wherein the sequence selected from SEQ ID NOs: 5-82 is SEQ ID NO: 12.

[00150] Embodiment 139 is the method or composition of any one of embodiments 1-130, wherein the sequence selected from SEQ ID NOs: 5-82 is SEQ ID NO: 13.

[00151] Embodiment 140 is the method or composition of any one of embodiments 1-130, wherein the sequence selected from SEQ ID NOs: 5-82 is SEQ ID NO: 14.

[00152] Embodiment 141 is the method or composition of any one of embodiments 1-130, wherein the sequence selected from SEQ ID NOs: 5-82 is SEQ ID NO: 15.

[00153] Embodiment 142 is the method or composition of any one of embodiments 1-130, wherein the sequence selected from SEQ ID NOs: 5-82 is SEQ ID NO: 16.

[00154] Embodiment 143 is the method or composition of any one of embodiments 1-130, wherein the sequence selected from SEQ ID NOs: 5-82 is SEQ ID NO: 17.

[00155] Embodiment 144 is the method or composition of any one of embodiments 1-130, wherein the sequence selected from SEQ ID NOs: 5-82 is SEQ ID NO: 18.

[00156] Embodiment 145 is the method or composition of any one of embodiments 1-130, wherein the sequence selected from SEQ ID NOs: 5-82 is SEQ ID NO: 19.

[00157] Embodiment 146 is the method or composition of any one of embodiments 1-130, wherein the sequence selected from SEQ ID NOs: 5-82 is SEQ ID NO: 20.

[00158] Embodiment 147 is the method or composition of any one of embodiments 1-130, wherein the sequence selected from SEQ ID NOs: 5-82 is SEQ ID NO: 21.

[00159] Embodiment 148 is the method or composition of any one of embodiments 1-130, wherein the sequence selected from SEQ ID NOs: 5-82 is SEQ ID NO: 22.

[00160] Embodiment 149 is the method or composition of any one of embodiments 1-130, wherein the sequence selected from SEQ ID NOs: 5-82 is SEQ ID NO: 23.

[00161] Embodiment 150 is the method or composition of any one of embodiments 1-130, wherein the sequence selected from SEQ ID NOs: 5-82 is SEQ ID NO: 24.

[00162] Embodiment 151 is the method or composition of any one of embodiments 1-130, wherein the sequence selected from SEQ ID NOs: 5-82 is SEQ ID NO: 25.

[00163] Embodiment 152 is the method or composition of any one of embodiments 1-130, wherein the sequence selected from SEQ ID NOs: 5-82 is SEQ ID NO: 26.

[00164] Embodiment 153 is the method or composition of any one of embodiments 1-130, wherein the sequence selected from SEQ ID NOs: 5-82 is SEQ ID NO: 27.

[00165] Embodiment 154 is the method or composition of any one of embodiments 1-130, wherein the sequence selected from SEQ ID NOs: 5-82 is SEQ ID NO: 28.

[00166] Embodiment 155 is the method or composition of any one of embodiments 1-130, wherein the sequence selected from SEQ ID NOs: 5-82 is SEQ ID NO: 29.

[00167] Embodiment 156 is the method or composition of any one of embodiments 1-130, wherein the sequence selected from SEQ ID NOs: 5-82 is SEQ ID NO: 30.



[00168] Embodiment 157 is the method or composition of any one of embodiments 1-130, wherein the sequence selected from SEQ ID NOs: 5-82 is SEQ ID NO: 31.

[00169] Embodiment 158 is the method or composition of any one of embodiments 1-130, wherein the sequence selected from SEQ ID NOs: 5-82 is SEQ ID NO: 32.

[00170] Embodiment 159 is the method or composition of any one of embodiments 1-130, wherein the sequence selected from SEQ ID NOs: 5-82 is SEQ ID NO: 33.

[00171] Embodiment 160 is the method or composition of any one of embodiments 1-130, wherein the sequence selected from SEQ ID NOs: 5-82 is SEQ ID NO: 34.

[00172] Embodiment 161 is the method or composition of any one of embodiments 1-130, wherein the sequence selected from SEQ ID NOs: 5-82 is SEQ ID NO: 35.

[00173] Embodiment 162 is the method or composition of any one of embodiments 1-130, wherein the sequence selected from SEQ ID NOs: 5-82 is SEQ ID NO: 36.

[00174] Embodiment 163 is the method or composition of any one of embodiments 1-130, wherein the sequence selected from SEQ ID NOs: 5-82 is SEQ ID NO: 37.

[00175] Embodiment 164 is the method or composition of any one of embodiments 1-130, wherein the sequence selected from SEQ ID NOs: 5-82 is SEQ ID NO: 38.

[00176] Embodiment 165 is the method or composition of any one of embodiments 1-130, wherein the sequence selected from SEQ ID NOs: 5-82 is SEQ ID NO: 39.

[00177] Embodiment 166 is the method or composition of any one of embodiments 1-130, wherein the sequence selected from SEQ ID NOs: 5-82 is SEQ ID NO: 40.

[00178] Embodiment 167 is the method or composition of any one of embodiments 1-130, wherein the sequence selected from SEQ ID NOs: 5-82 is SEQ ID NO: 41.

[00179] Embodiment 168 is the method or composition of any one of embodiments 1-130, wherein the sequence selected from SEQ ID NOs: 5-82 is SEQ ID NO: 42.

[00180] Embodiment 169 is the method or composition of any one of embodiments 1-130, wherein the sequence selected from SEQ ID NOs: 5-82 is SEQ ID NO: 43.

[00181] Embodiment 170 is the method or composition of any one of embodiments 1-130, wherein the sequence selected from SEQ ID NOs: 5-82 is SEQ ID NO: 44.

[00182] Embodiment 171 is the method or composition of any one of embodiments 1-130, wherein the sequence selected from SEQ ID NOs: 5-82 is SEQ ID NO: 45.

[00183] Embodiment 172 is the method or composition of any one of embodiments 1-130, wherein the sequence selected from SEQ ID NOs: 5-82 is SEQ ID NO: 46.

[00184] Embodiment 173 is the method or composition of any one of embodiments 1-130, wherein the sequence selected from SEQ ID NOs: 5-82 is SEQ ID NO: 47.

[00185] Embodiment 174 is the method or composition of any one of embodiments 1-130, wherein the sequence selected from SEQ ID NOs: 5-82 is SEQ ID NO: 48.

[00186] Embodiment 175 is the method or composition of any one of embodiments 1-130, wherein the sequence selected from SEQ ID NOs: 5-82 is SEQ ID NO: 49.

[00187] Embodiment 176 is the method or composition of any one of embodiments 1-130, wherein the sequence selected from SEQ ID NOs: 5-82 is SEQ ID NO: 50.

[00188] Embodiment 177 is the method or composition of any one of embodiments 1-130, wherein the sequence selected from SEQ ID NOs: 5-82 is SEQ ID NO: 51.

[00189] Embodiment 178 is the method or composition of any one of embodiments 1-130, wherein the sequence selected from SEQ ID NOs: 5-82 is SEQ ID NO: 52.

[00190] Embodiment 179 is the method or composition of any one of embodiments 1-130, wherein the sequence selected from SEQ ID NOs: 5-82 is SEQ ID NO: 53.

[00191] Embodiment 180 is the method or composition of any one of embodiments 1-130, wherein the sequence selected from SEQ ID NOs: 5-82 is SEQ ID NO: 54.

[00192] Embodiment 181 is the method or composition of any one of embodiments 1-130, wherein the sequence selected from SEQ ID NOs: 5-82 is SEQ ID NO: 55.

[00193] Embodiment 182 is the method or composition of any one of embodiments 1-130, wherein the sequence selected from SEQ ID NOs: 5-82 is SEQ ID NO: 56.

[00194] Embodiment 183 is the method or composition of any one of embodiments 1-130, wherein the sequence selected from SEQ ID NOs: 5-82 is SEQ ID NO: 57.

[00195] Embodiment 184 is the method or composition of any one of embodiments 1-130, wherein the sequence selected from SEQ ID NOs: 5-82 is SEQ ID NO: 58.

[00196] Embodiment 185 is the method or composition of any one of embodiments 1-130, wherein the sequence selected from SEQ ID NOs: 5-82 is SEQ ID NO: 59.

[00197] Embodiment 186 is the method or composition of any one of embodiments 1-130, wherein the sequence selected from SEQ ID NOs: 5-82 is SEQ ID NO: 60.

[00198] Embodiment 187 is the method or composition of any one of embodiments 1-130, wherein the sequence selected from SEQ ID NOs: 5-82 is SEQ ID NO: 61.

[00199] Embodiment 188 is the method or composition of any one of embodiments 1-130, wherein the sequence selected from SEQ ID NOs: 5-82 is SEQ ID NO: 62.

[00200] Embodiment 189 is the method or composition of any one of embodiments 1-130, wherein the sequence selected from SEQ ID NOs: 5-82 is SEQ ID NO: 63.

[00201] Embodiment 190 is the method or composition of any one of embodiments 1-130, wherein the sequence selected from SEQ ID NOs: 5-82 is SEQ ID NO: 64.

[00202] Embodiment 191 is the method or composition of any one of embodiments 1-130, wherein the sequence selected from SEQ ID NOs: 5-82 is SEQ ID NO: 65.

[00203] Embodiment 192 is the method or composition of any one of embodiments 1-130, wherein the sequence selected from SEQ ID NOs: 5-82 is SEQ ID NO: 66.

[00204] Embodiment 193 is the method or composition of any one of embodiments 1-130, wherein the sequence selected from SEQ ID NOs: 5-82 is SEQ ID NO: 67.

[00205] Embodiment 194 is the method or composition of any one of embodiments 1-130, wherein the sequence selected from SEQ ID NOs: 5-82 is SEQ ID NO: 68.

[00206] Embodiment 195 is the method or composition of any one of embodiments 1-130, wherein the sequence selected from SEQ ID NOs: 5-82 is SEQ ID NO: 69.

[00207] Embodiment 196 is the method or composition of any one of embodiments 1-130, wherein the sequence selected from SEQ ID NOs: 5-82 is SEQ ID NO: 70.

[00208] Embodiment 197 is the method or composition of any one of embodiments 1-130, wherein the sequence selected from SEQ ID NOs: 5-82 is SEQ ID NO: 71.

[00209] Embodiment 198 is the method or composition of any one of embodiments 1-130, wherein the sequence selected from SEQ ID NOs: 5-82 is SEQ ID NO: 72.

[00210] Embodiment 199 is the method or composition of any one of embodiments 1-130, wherein the sequence selected from SEQ ID NOs: 5-82 is SEQ ID NO: 73.

[00211] Embodiment 200 is the method or composition of any one of embodiments 1-130, wherein the sequence selected from SEQ ID NOs: 5-82 is SEQ ID NO: 74.

[00212] Embodiment 201 is the method or composition of any one of embodiments 1-130, wherein the sequence selected from SEQ ID NOs: 5-82 is SEQ ID NO: 75.

[00213] Embodiment 202 is the method or composition of any one of embodiments 1-130, wherein the sequence selected from SEQ ID NOs: 5-82 is SEQ ID NO: 76.

[00214] Embodiment 203 is the method or composition of any one of embodiments 1-130, wherein the sequence selected from SEQ ID NOs: 5-82 is SEQ ID NO: 77.

[00215] Embodiment 204 is the method or composition of any one of embodiments 1-130, wherein the sequence selected from SEQ ID NOs: 5-82 is SEQ ID NO: 78.

[00216] Embodiment 205 is the method or composition of any one of embodiments 1-130, wherein the sequence selected from SEQ ID NOs: 5-82 is SEQ ID NO: 79.

[00217] Embodiment 206 is the method or composition of any one of embodiments 1-130, wherein the sequence selected from SEQ ID NOs: 5-82 is SEQ ID NO: 80.

[00218] Embodiment 207 is the method or composition of any one of embodiments 1-130, wherein the sequence selected from SEQ ID NOs: 5-82 is SEQ ID NO: 81.

[00219] Embodiment 208 is the method or composition of any one of embodiments 1-130, wherein the sequence selected from SEQ ID NOs: 5-82 is SEQ ID NO: 82.

[00220] Embodiment 209 is a use of a composition or formulation of any of embodiments 6-208 for the preparation of a medicament for treating a human subject having ATTR.

[00221] Also disclosed is the use of a composition or formulation of any of the foregoing embodiments for the preparation of a medicament for treating a human subject having ATTR. Also disclosed are any of the foregoing compositions or formulations for use in treating ATTR or for use in modifying (e.g., forming an indel in, or forming a frameshift or nonsense mutation in) a *TTR* gene.

### BRIEF DESCRIPTION OF THE DRAWINGS

[00222] FIG. 1 shows a schematic of chromosome 18 with the regions of the *TTR* gene that are targeted by the guide sequences provided in Table 1.

[00223] FIG. 2 shows off-target analysis in HEK293\_Cas9 cells of certain dual guide RNAs targeting *TTR*. The on-target site is designated by a filled square for each dual guide RNA tested, whereas closed circles represent a potential off-target site.

[00224] FIG. 3 shows off-target analysis in HEK\_Cas9 cells of certain single guide RNAs targeting *TTR*. The on-target site is designated by a filled square for each single guide RNA tested, whereas open circles represent a potential off-target site.

[00225] FIG. 4 shows dose response curves of lipid nanoparticle formulated human *TTR* specific sgRNAs on primary human hepatocytes.

[00226] FIG. 5 shows dose response curves of lipid nanoparticle formulated human *TTR* specific sgRNAs on primary cyno hepatocytes.

[00227] FIG. 6 shows dose response curves of lipid nanoparticle formulated cyno *TTR* specific sgRNAs on primary cyno hepatocytes.

[00228] FIG. 7 shows percent editing (% edit) of *TTR* and reduction of secreted *TTR* following administration of the guide in HUH7 cells sequences provided on the x-axis. The values are normalized to the amount of alpha-1-antitrypsin (AAT) protein.

[00229] FIG. 8 shows western blot analysis of intracellular *TTR* following administration of targeted guides (listed in Table 1) in HUH7 cells.

[00230] FIG. 9 shows percentage liver editing of *TTR* observed following administration of LNP formulations to mice with humanized (G481-G499) or murine (G282) *TTR*. Note: the first three '0's in each Guide ID is omitted from the Figure, for example "G481" is "G000481" in Tables 2 and 3.

[00231] FIGS. 10A-B show serum TTR levels observed following the dosing regimens indicated on the horizontal axis as  $\mu\text{g/ml}$  (FIG. 10A) or percentage of TSS control (FIG. 10B). MPK = mg/kg throughout.

[00232] FIGS. 11A-B show serum TTR levels observed following the dosing regimens indicated on the horizontal axis for 1 mg/kg (FIG. 11A) or 0.5 mg/kg dosages (FIG. 11B). Data for a single 2 mg/kg dose is included as the right column in both panels.

[00233] FIGS. 12A-B show percentage liver editing observed following the dosing regimens indicated on the horizontal axis for 1 mg/kg (FIG. 12A) or 0.5 mg/kg dosages (FIG. 12B). FIG. 12C shows percentage liver editing observed following a single dose at 0.5, 1, or 2 mg/kg.

[00234] FIG. 13 shows percent liver editing observed following administration of LNP formulations to mice humanized with respect to the TTR gene. Note: the first three '0's in each Guide ID is omitted from the Figure, for example "G481" is "G000481" in Tables 2 and 3.

[00235] FIGS. 14A-B show that there is correlation between liver editing (FIG. 14A) and serum human TTR levels (FIG. 14B) following administration of LNP formulations to mice humanized with respect to the TTR gene. Note: the first three '0's in each Guide ID is omitted from the Figure, for example "G481" is "G000481" in Tables 2 and 3.

[00236] FIGS. 15A-B show that there is a dose response with respect to percent editing (FIG. 15A) and serum TTR levels (FIG. 15B) in wild type mice following administration of LNP formulations comprising guide G502, which is cross homologous between mouse and cyno.

[00237] FIG. 16 shows dose response curves of lipid nanoparticle formulated human TTR specific sgRNAs on primary cyno hepatocytes.

[00238] FIG. 17 shows dose response curves of lipid nanoparticle formulated cyno TTR specific sgRNAs on primary human hepatocytes.

[00239] FIG. 18 shows dose response curves of lipid nanoparticle formulated cyno TTR specific sgRNAs on primary cyno hepatocytes.

[00240] FIGS. 19A-D show serum TTR (% TSS; FIGs. 19A and 19C) and editing results following dosing of LNP formulations at the indicated ratios and amounts (FIGs. 19B and 19D).

[00241] FIG. 20 shows off-target analysis of certain single guide RNAs in Primary Human Hepatocytes (PHH) targeting TTR. In the graph, filled squares represent the identification of

the on-target cut site, while open circles represent the identification of potential off-target sites.

[00242] FIGS. 21A-B show percent editing on-target (ONT, FIG. 21A) and at two off-target sites (OT2 and OT4) in primary human hepatocytes following administration of lipid nanoparticle formulated G000480. FIG. 21B is a re-scaled version of the OT2, OT4, and negative control (Neg Cont) data in FIG. 21A.

[00243] FIGS. 22A-B show percent editing on-target (ONT, FIG. 22A) and at an off-target site (OT4) in primary human hepatocytes following administration of lipid nanoparticle formulated G000486. FIG. 22B is a re-scaled version of the OT4 and negative control (Neg Cont) data in FIG. 22A.

[00244] FIGS. 23A-B show percent editing (FIG. 23A) and number of insertion and deletion events at the TTR locus (FIG. 23B). FIG. 23A shows percent editing at the TTR locus in control and treatment (dosed with lipid nanoparticle formulated TTR specific sgRNA) groups. FIG. 23B shows the number of insertion and deletion events at the TTR locus when editing was observed in the treatment group of FIG. 23A.

[00245] FIGS. 24A-B show TTR levels in circulating serum (FIG. 24A) and cerebrospinal fluid (CSF) (FIG. 24B), respectively, in  $\mu\text{g/mL}$  for control and treatment (dosed with lipid nanoparticle formulated TTR specific sgRNA) groups. Treatment resulted in >99% knockdown of TTR levels in serum.

[00246] FIGS. 25A-D show immunohistochemistry images with staining for TTR in stomach (FIG. 25A), colon (FIG. 25B), sciatic nerve (FIG. 25C), and dorsal root ganglion (DRG) (FIG. 25D) from control and treatment (dosed with lipid nanoparticle formulated TTR specific sgRNA) mice. At right, bar graphs show reduction in TTR staining 8 weeks after treatment in treated mice as measured by percent occupied area for each tissue type.

[00247] FIGS. 26A-C show liver TTR editing (FIG. 26A) and serum TTR results (in  $\mu\text{g/mL}$  (FIG. 26B) and as percentage of TSS-treated control (FIG. 26C)), respectively, from humanized TTR mice dosed with LNP formulations across a range of doses with guides G000480, G000488, G000489 and G000502 and containing Cas9 mRNA (SEQ ID NO: 1) in a 1:1 ratio by weight to the guide.

[00248] FIGS. 27A-C show liver TTR editing (FIG. 27A) and serum TTR results (in  $\mu\text{g/mL}$  (FIG. 27B) and as percentage of TSS-treated control (FIG. 27C)), respectively, from humanized TTR mice dosed with LNP formulations across a range of doses with guides G000481, G000482, G000486 and G000499 and containing Cas9 mRNA (SEQ ID NO: 1) in a 1:1 ratio by weight to the guide.

[00249] FIGS. 28A-C show liver TTR editing (FIG. 28A) and serum TTR results (in  $\mu\text{g/mL}$  (FIG. 28B) and as percentage of TSS-treated control (FIG. 28C)), respectively, from humanized TTR mice dosed with LNP formulations across a range of doses with guides G000480, G000481, G000486, G000499 and G000502 and containing Cas9 mRNA (SEQ ID NO: 1) in a 1:2 ratio by weight to the guide.

[00250] FIG. 29 shows relative expression of TTR mRNA in primary human hepatocytes (PHH) after treatment with LNPs comprising Cas9 mRNA and a gRNA as indicated, as compared to negative (untreated) controls.

[00251] FIG. 30 shows relative expression of TTR mRNA in primary human hepatocytes (PHH) after treatment with LNPs comprising Cas9 mRNA and a gRNA as indicated, as compared to negative (untreated) controls.

#### DETAILED DESCRIPTION

[00252] Reference will now be made in detail to certain embodiments of the invention, examples of which are illustrated in the accompanying drawings. While the invention will be described in conjunction with the illustrated embodiments, it will be understood that they are not intended to limit the invention to those embodiments. On the contrary, the invention is intended to cover all alternatives, modifications, and equivalents, which may be included within the invention as defined by the appended claims.

[00253] Before describing the present teachings in detail, it is to be understood that the disclosure is not limited to specific compositions or process steps, as such may vary. It should be noted that, as used in this specification and the appended claims, the singular form “a”, “an” and “the” include plural references unless the context clearly dictates otherwise. Thus, for example, reference to “a conjugate” includes a plurality of conjugates and reference to “a cell” includes a plurality of cells and the like.

[00254] Numeric ranges are inclusive of the numbers defining the range. Measured and measureable values are understood to be approximate, taking into account significant digits and the error associated with the measurement. Also, the use of “comprise”, “comprises”, “comprising”, “contain”, “contains”, “containing”, “include”, “includes”, and “including” are not intended to be limiting. It is to be understood that both the foregoing general description and detailed description are exemplary and explanatory only and are not restrictive of the teachings.

[00255] Unless specifically noted in the above specification, embodiments in the specification that recite “comprising” various components are also contemplated as

“consisting of” or “consisting essentially of” the recited components; embodiments in the specification that recite “consisting of” various components are also contemplated as “comprising” or “consisting essentially of” the recited components; and embodiments in the specification that recite “consisting essentially of” various components are also contemplated as “consisting of” or “comprising” the recited components (this interchangeability does not apply to the use of these terms in the claims). The term “or” is used in an inclusive sense, i.e., equivalent to “and/or,” unless the context clearly indicates otherwise.

[00256] The section headings used herein are for organizational purposes only and are not to be construed as limiting the desired subject matter in any way. In the event that any material incorporated by reference contradicts any term defined in this specification or any other express content of this specification, this specification controls. While the present teachings are described in conjunction with various embodiments, it is not intended that the present teachings be limited to such embodiments. On the contrary, the present teachings encompass various alternatives, modifications, and equivalents, as will be appreciated by those of skill in the art.

#### **I. Definitions**

[00257] Unless stated otherwise, the following terms and phrases as used herein are intended to have the following meanings:

[00258] “Polynucleotide” and “nucleic acid” are used herein to refer to a multimeric compound comprising nucleosides or nucleoside analogs which have nitrogenous heterocyclic bases or base analogs linked together along a backbone, including conventional RNA, DNA, mixed RNA-DNA, and polymers that are analogs thereof. A nucleic acid “backbone” can be made up of a variety of linkages, including one or more of sugar-phosphodiester linkages, peptide-nucleic acid bonds (“peptide nucleic acids” or PNA; PCT No. WO 95/32305), phosphorothioate linkages, methylphosphonate linkages, or combinations thereof. Sugar moieties of a nucleic acid can be ribose, deoxyribose, or similar compounds with substitutions, e.g., 2’ methoxy or 2’ halide substitutions. Nitrogenous bases can be conventional bases (A, G, C, T, U), analogs thereof (e.g., modified uridines such as 5-methoxyuridine, pseudouridine, or N1-methylpseudouridine, or others); inosine; derivatives of purines or pyrimidines (e.g., N<sup>4</sup>-methyl deoxyguanosine, deaza- or aza-purines, deaza- or aza-pyrimidines, pyrimidine bases with substituent groups at the 5 or 6 position (e.g., 5-methylcytosine), purine bases with a substituent at the 2, 6, or 8 positions, 2-amino-6-methylaminopurine, O<sup>6</sup>-methylguanine, 4-thio-pyrimidines, 4-amino-pyrimidines, 4-



dimethylhydrazine-pyrimidines, and O<sup>4</sup>-alkyl-pyrimidines; US Pat. No. 5,378,825 and PCT No. WO 93/13121). For general discussion see *The Biochemistry of the Nucleic Acids* 5-36, Adams et al., ed., 11<sup>th</sup> ed., 1992). Nucleic acids can include one or more “abasic” residues where the backbone includes no nitrogenous base for position(s) of the polymer (US Pat. No. 5,585,481). A nucleic acid can comprise only conventional RNA or DNA sugars, bases and linkages, or can include both conventional components and substitutions (e.g., conventional bases with 2' methoxy linkages, or polymers containing both conventional bases and one or more base analogs). Nucleic acid includes “locked nucleic acid” (LNA), an analogue containing one or more LNA nucleotide monomers with a bicyclic furanose unit locked in an RNA mimicking sugar conformation, which enhance hybridization affinity toward complementary RNA and DNA sequences (Vester and Wengel, 2004, *Biochemistry* 43(42):13233-41). RNA and DNA have different sugar moieties and can differ by the presence of uracil or analogs thereof in RNA and thymine or analogs thereof in DNA.

[00259] “Guide RNA”, “gRNA”, and “guide” are used herein interchangeably to refer to either a crRNA (also known as CRISPR RNA), or the combination of a crRNA and a trRNA (also known as tracrRNA). The crRNA and trRNA may be associated as a single RNA molecule (single guide RNA, sgRNA) or in two separate RNA molecules (dual guide RNA, dgRNA). “Guide RNA” or “gRNA” refers to each type. The trRNA may be a naturally-occurring sequence, or a trRNA sequence with modifications or variations compared to naturally-occurring sequences.

[00260] As used herein, a “guide sequence” refers to a sequence within a guide RNA that is complementary to a target sequence and functions to direct a guide RNA to a target sequence for binding or modification (e.g., cleavage) by an RNA-guided DNA binding agent. A “guide sequence” may also be referred to as a “targeting sequence,” or a “spacer sequence.” A guide sequence can be 20 base pairs in length, e.g., in the case of *Streptococcus pyogenes* (i.e., Spy Cas9) and related Cas9 homologs/orthologs. Shorter or longer sequences can also be used as guides, e.g., 15-, 16-, 17-, 18-, 19-, 21-, 22-, 23-, 24-, or 25-nucleotides in length. For example, in some embodiments, the guide sequence comprises at least 17, 18, 19, or 20 contiguous nucleotides of a sequence selected from SEQ ID NOs: 5-82. In some embodiments, the target sequence is in a gene or on a chromosome, for example, and is complementary to the guide sequence. In some embodiments, the degree of complementarity or identity between a guide sequence and its corresponding target sequence may be about 75%, 80%, 85%, 88%, 90%, 95%, 96%, 97%, 98%, 99%, or 100%. For example, in some embodiments, the guide sequence comprises a sequence with about 75%,

80%, 85%, 88%, 90%, 95%, 96%, 97%, 98%, 99%, or 100% identity to at least 17, 18, 19, or 20 contiguous nucleotides of a sequence selected from SEQ ID NOs: 5-82. In some embodiments, the guide sequence and the target region may be 100% complementary or identical. In other embodiments, the guide sequence and the target region may contain at least one mismatch. For example, the guide sequence and the target sequence may contain 1, 2, 3, or 4 mismatches, where the total length of the target sequence is at least 17, 18, 19, 20 or more base pairs. In some embodiments, the guide sequence and the target region may contain 1-4 mismatches where the guide sequence comprises at least 17, 18, 19, 20 or more nucleotides. In some embodiments, the guide sequence and the target region may contain 1, 2, 3, or 4 mismatches where the guide sequence comprises 20 nucleotides.

[00261] Target sequences for Cas proteins include both the positive and negative strands of genomic DNA (i.e., the sequence given and the sequence's reverse complement), as a nucleic acid substrate for a Cas protein is a double stranded nucleic acid. Accordingly, where a guide sequence is said to be "complementary to a target sequence", it is to be understood that the guide sequence may direct a guide RNA to bind to the reverse complement of a target sequence. Thus, in some embodiments, where the guide sequence binds the reverse complement of a target sequence, the guide sequence is identical to certain nucleotides of the target sequence (e.g., the target sequence not including the PAM) except for the substitution of U for T in the guide sequence.

[00262] As used herein, an "RNA-guided DNA binding agent" means a polypeptide or complex of polypeptides having RNA and DNA binding activity, or a DNA-binding subunit of such a complex, wherein the DNA binding activity is sequence-specific and depends on the sequence of the RNA. Exemplary RNA-guided DNA binding agents include Cas cleavases/nickases and inactivated forms thereof ("dCas DNA binding agents"). "Cas nuclease", also called "Cas protein", as used herein, encompasses Cas cleavases, Cas nickases, and dCas DNA binding agents. Cas cleavases/nickases and dCas DNA binding agents include a Csm or Cmr complex of a type III CRISPR system, the Cas10, Csm1, or Cmr2 subunit thereof, a Cascade complex of a type I CRISPR system, the Cas3 subunit thereof, and Class 2 Cas nucleases. As used herein, a "Class 2 Cas nuclease" is a single-chain polypeptide with RNA-guided DNA binding activity, such as a Cas9 nuclease or a Cpf1 nuclease. Class 2 Cas nucleases include Class 2 Cas cleavases and Class 2 Cas nickases (e.g., H840A, D10A, or N863A variants), which further have RNA-guided DNA cleavases or nickase activity, and Class 2 dCas DNA binding agents, in which cleavage/nickase activity is inactivated. Class 2 Cas nucleases include, for example, Cas9, Cpf1, C2c1, C2c2, C2c3, HF

Cas9 (e.g., N497A, R661A, Q695A, Q926A variants), HypaCas9 (e.g., N692A, M694A, Q695A, H698A variants), eSPCas9(1.0) (e.g., K810A, K1003A, R1060A variants), and eSPCas9(1.1) (e.g., K848A, K1003A, R1060A variants) proteins and modifications thereof. Cpf1 protein, Zetsche et al., *Cell*, 163: 1-13 (2015), is homologous to Cas9, and contains a RuvC-like nuclease domain. Cpf1 sequences of Zetsche are incorporated by reference in their entirety. See, e.g., Zetsche, Tables S1 and S3. “Cas9” encompasses Spy Cas9, the variants of Cas9 listed herein, and equivalents thereof. See, e.g., Makarova et al., *Nat Rev Microbiol*, 13(11): 722-36 (2015); Shmakov et al., *Molecular Cell*, 60:385-397 (2015).

[00263] “Modified uridine” is used herein to refer to a nucleoside other than thymidine with the same hydrogen bond acceptors as uridine and one or more structural differences from uridine. In some embodiments, a modified uridine is a substituted uridine, i.e., a uridine in which one or more non-proton substituents (e.g., alkoxy, such as methoxy) takes the place of a proton. In some embodiments, a modified uridine is pseudouridine. In some embodiments, a modified uridine is a substituted pseudouridine, i.e., a pseudouridine in which one or more non-proton substituents (e.g., alkyl, such as methyl) takes the place of a proton. In some embodiments, a modified uridine is any of a substituted uridine, pseudouridine, or a substituted pseudouridine.

[00264] “Uridine position” as used herein refers to a position in a polynucleotide occupied by a uridine or a modified uridine. Thus, for example, a polynucleotide in which “100% of the uridine positions are modified uridines” contains a modified uridine at every position that would be a uridine in a conventional RNA (where all bases are standard A, U, C, or G bases) of the same sequence. Unless otherwise indicated, a U in a polynucleotide sequence of a sequence table or sequence listing in, or accompanying, this disclosure can be a uridine or a modified uridine.

[00265] As used herein, a first sequence is considered to “comprise a sequence with at least X% identity to” a second sequence if an alignment of the first sequence to the second sequence shows that X% or more of the positions of the second sequence in its entirety are matched by the first sequence. For example, the sequence AAGA comprises a sequence with 100% identity to the sequence AAG because an alignment would give 100% identity in that there are matches to all three positions of the second sequence. The differences between RNA and DNA (generally the exchange of uridine for thymidine or vice versa) and the presence of nucleoside analogs such as modified uridines do not contribute to differences in identity or complementarity among polynucleotides as long as the relevant nucleotides (such as thymidine, uridine, or modified uridine) have the same complement (e.g., adenosine for all of

thymidine, uridine, or modified uridine; another example is cytosine and 5-methylcytosine, both of which have guanosine or modified guanosine as a complement). Thus, for example, the sequence 5'-AXG where X is any modified uridine, such as pseudouridine, N1-methyl pseudouridine, or 5-methoxyuridine, is considered 100% identical to AUG in that both are perfectly complementary to the same sequence (5'-CAU). Exemplary alignment algorithms are the Smith-Waterman and Needleman-Wunsch algorithms, which are well-known in the art. One skilled in the art will understand what choice of algorithm and parameter settings are appropriate for a given pair of sequences to be aligned; for sequences of generally similar length and expected identity >50% for amino acids or >75% for nucleotides, the Needleman-Wunsch algorithm with default settings of the Needleman-Wunsch algorithm interface provided by the EBI at the [www.ebi.ac.uk](http://www.ebi.ac.uk) web server is generally appropriate.

[00266] “mRNA” is used herein to refer to a polynucleotide that is not DNA and comprises an open reading frame that can be translated into a polypeptide (i.e., can serve as a substrate for translation by a ribosome and amino-acylated tRNAs). mRNA can comprise a phosphate-sugar backbone including ribose residues or analogs thereof, e.g., 2'-methoxy ribose residues. In some embodiments, the sugars of an mRNA phosphate-sugar backbone consist essentially of ribose residues, 2'-methoxy ribose residues, or a combination thereof. In general, mRNAs do not contain a substantial quantity of thymidine residues (e.g., 0 residues or fewer than 30, 20, 10, 5, 4, 3, or 2 thymidine residues; or less than 10%, 9%, 8%, 7%, 6%, 5%, 4%, 4%, 3%, 2%, 1%, 0.5%, 0.2%, or 0.1% thymidine content). An mRNA can contain modified uridines at some or all of its uridine positions.

[00267] As used herein, the “minimum uridine content” of a given open reading frame (ORF) is the uridine content of an ORF that (a) uses a minimal uridine codon at every position and (b) encodes the same amino acid sequence as the given ORF. The minimal uridine codon(s) for a given amino acid is the codon(s) with the fewest uridines (usually 0 or 1 except for a codon for phenylalanine, where the minimal uridine codon has 2 uridines). Modified uridine residues are considered equivalent to uridines for the purpose of evaluating minimum uridine content.

[00268] As used herein, the “minimum uridine dinucleotide content” of a given open reading frame (ORF) is the lowest possible uridine dinucleotide (UU) content of an ORF that (a) uses a minimal uridine codon (as discussed above) at every position and (b) encodes the same amino acid sequence as the given ORF. The uridine dinucleotide (UU) content can be expressed in absolute terms as the enumeration of UU dinucleotides in an ORF or on a rate basis as the percentage of positions occupied by the uridines of uridine dinucleotides (for

example, AUUUAU would have a uridine dinucleotide content of 40% because 2 of 5 positions are occupied by the uridines of a uridine dinucleotide). Modified uridine residues are considered equivalent to uridines for the purpose of evaluating minimum uridine dinucleotide content.

[00269] As used herein, “TTR” refers to transthyretin, which is the gene product of a *TTR* gene.

[00270] As used herein, “amyloid” refers to abnormal aggregates of proteins or peptides that are normally soluble. Amyloids are insoluble, and amyloids can create proteinaceous deposits in organs and tissues. Proteins or peptides in amyloids may be misfolded into a form that allows many copies of the protein to stick together to form fibrils. While some forms of amyloid may have normal functions in the human body, “amyloids” as used herein refers to abnormal or pathologic aggregates of protein. Amyloids may comprise a single protein or peptide, such as TTR, or they may comprise multiple proteins or peptides, such as TTR and additional proteins.

[00271] As used herein, “amyloid fibrils” refers to insoluble fibers of amyloid that are resistant to degradation. Amyloid fibrils can produce symptoms based on the specific protein or peptide and the tissue and cell type in which it has aggregated.

[00272] As used herein, “amyloidosis” refers to a disease characterized by symptoms caused by deposition of amyloid or amyloid fibrils. Amyloidosis can affect numerous organs including the heart, kidney, liver, spleen, nervous system, and digestive track.

[00273] As used herein, “ATTR,” “TTR-related amyloidosis,” “TTR amyloidosis,” “ATTR amyloidosis,” or “amyloidosis associated with TTR” refers to amyloidosis associated with deposition of TTR.

[00274] As used herein, “familial amyloid cardiomyopathy” or “FAC” refers to a hereditary transthyretin amyloidosis (ATTR) characterized primarily by restrictive cardiomyopathy. Congestive heart failure is common in FAC. Average age of onset is approximately 60-70 years of age, with an estimated life expectancy of 4-5 years after diagnosis.

[00275] As used herein, “familial amyloid polyneuropathy” or “FAP” refers to a hereditary transthyretin amyloidosis (ATTR) characterized primarily by sensorimotor neuropathy. Autonomic neuropathy is common in FAP. While neuropathy is a primary feature, symptoms of FAP may also include cachexia, renal failure, and cardiac disease. Average age of onset of FAP is approximately 30-50 years of age, with an estimated life expectancy of 5-15 after diagnosis.

[00276] As used herein, “wild-type ATTR” and “ATTRwt” refer to ATTR not associated with a pathological TTR mutation such as T60A, V30M, V30A, V30G, V30L, V122I, V122A, or V122(-). ATTRwt has also been referred to as senile systemic amyloidosis. Onset typically occurs in men aged 60 or higher with the most common symptoms being congestive heart failure and abnormal heart rhythm such as atrial fibrillation. Additional symptoms include consequences of poor heart function such as shortness of breath, fatigue, dizziness, swelling (especially in the legs), nausea, angina, disrupted sleep, and weight loss. A history of carpal tunnel syndrome indicates increased risk for ATTRwt and may in some cases be indicative of early-stage disease. ATTRwt generally leads to decreasing heart function over time but can have a better prognosis than hereditary ATTR because wild-type TTR deposits accumulate more slowly. Existing treatments are similar to other forms of ATTR (other than liver transplantation) and are generally directed to supporting or improving heart function, ranging from diuretics and limited fluid and salt intake to anticoagulants, and in severe cases, heart transplants. Nonetheless, like FAC, ATTRwt can result in death from heart failure, sometimes within 3-5 years of diagnosis.

[00277] Guide sequences useful in the guide RNA compositions and methods described herein are shown in Table 1 and throughout the application.

[00278] As used herein, “hereditary ATTR” refers to ATTR that is associated with a mutation in the sequence of the *TTR* gene. Known mutations in the *TTR* gene associated with ATTR include those resulting in TTR with substitutions of T60A, V30M, V30A, V30G, V30L, V122I, V122A, or V122(-).

[00279] As used herein, “indels” refer to insertion/deletion mutations consisting of a number of nucleotides that are either inserted or deleted at the site of double-stranded breaks (DSBs) in a target nucleic acid.

[00280] As used herein, “knockdown” refers to a decrease in expression of a particular gene product (e.g., protein, mRNA, or both). Knockdown of a protein can be measured either by detecting protein secreted by tissue or population of cells (e.g., in serum or cell media) or by detecting total cellular amount of the protein from a tissue or cell population of interest. Methods for measuring knockdown of mRNA are known, and include sequencing of mRNA isolated from a tissue or cell population of interest. In some embodiments, “knockdown” may refer to some loss of expression of a particular gene product, for example a decrease in the amount of of mRNA transcribed or a decrease in the amount of protein expressed or secreted by a population of cells (including *in vivo* populations such as those found in tissues).

[00281] As used herein, “knockout” refers to a loss of expression of a particular protein in a cell. Knockout can be measured either by detecting the amount of protein secretion from a tissue or population of cells (e.g., in serum or cell media) or by detecting total cellular amount of a protein a tissue or a population of cells. In some embodiments, the methods of the disclosure “knockout” TTR in one or more cells (e.g., in a population of cells including *in vivo* populations such as those found in tissues). In some embodiments, a knockout is not the formation of mutant TTR protein, for example, created by indels, but rather the complete loss of expression of TTR protein in a cell.

[00282] As used herein, “mutant TTR” refers to a gene product of *TTR* (i.e., the TTR protein) having a change in the amino acid sequence of TTR compared to the wildtype amino acid sequence of TTR. The human wild-type TTR sequence is available at NCBI Gene ID: 7276; Ensembl: Ensembl: ENSG00000118271. Mutants forms of TTR associated with ATTR, e.g., in humans, include T60A, V30M, V30A, V30G, V30L, V122I, V122A, or V122(-).

[00283] As used herein, “mutant *TTR*” or “mutant *TTR* allele” refers to a *TTR* sequence having a change in the nucleotide sequence of *TTR* compared to the wildtype sequence (NCBI Gene ID: 7276; Ensembl: ENSG00000118271).

[00284] As used herein, “ribonucleoprotein” (RNP) or “RNP complex” refers to a guide RNA together with an RNA-guided DNA binding agent, such as a Cas nuclease, e.g., a Cas cleavase, Cas nickase, or dCas DNA binding agent (e.g., Cas9). In some embodiments, the guide RNA guides the RNA-guided DNA binding agent such as Cas9 to a target sequence, and the guide RNA hybridizes with and the agent binds to the target sequence; in cases where the agent is a cleavase or nickase, binding can be followed by cleaving or nicking.

[00285] As used herein, a “target sequence” refers to a sequence of nucleic acid in a target gene that has complementarity to the guide sequence of the gRNA. The interaction of the target sequence and the guide sequence directs an RNA-guided DNA binding agent to bind, and potentially nick or cleave (depending on the activity of the agent), within the target sequence.

[00286] As used herein, “treatment” refers to any administration or application of a therapeutic for disease or disorder in a subject, and includes inhibiting the disease, arresting its development, relieving one or more symptoms of the disease, curing the disease, or preventing reoccurrence of one or more symptoms of the disease. For example, treatment of ATTR may comprise alleviating symptoms of ATTR.

[00287] “Modified uridine” is used herein to refer to a nucleoside other than thymidine with the same hydrogen bond acceptors as uridine and one or more structural differences from uridine. In some embodiments, a modified uridine is a substituted uridine, i.e., a uridine in which one or more non-proton substituents (e.g., alkoxy, such as methoxy) takes the place of a proton. In some embodiments, a modified uridine is pseudouridine. In some embodiments, a modified uridine is a substituted pseudouridine, i.e., a pseudouridine in which one or more non-proton substituents (e.g., alkyl, such as methyl) takes the place of a proton, e.g., N1-methyl pseudouridine. In some embodiments, a modified uridine is any of a substituted uridine, pseudouridine, or a substituted pseudouridine.

[00288] As used herein, a first sequence is considered to “comprise a sequence with at least X% identity to” a second sequence if an alignment of the first sequence to the second sequence shows that X% or more of the positions of the second sequence in its entirety are matched by the first sequence. For example, the sequence AAGA comprises a sequence with 100% identity to the sequence AAG because an alignment would give 100% identity in that there are matches to all three positions of the second sequence. The differences between RNA and DNA (generally the exchange of uridine for thymidine or vice versa) and the presence of nucleoside analogs such as modified uridines do not contribute to differences in identity or complementarity among polynucleotides as long as the relevant nucleotides (such as thymidine, uridine, or modified uridine) have the same complement (e.g., adenosine for all of thymidine, uridine, or modified uridine; another example is cytosine and 5-methylcytosine, both of which have guanosine as a complement). Thus, for example, the sequence 5'-AXG where X is any modified uridine, such as pseudouridine, N1-methyl pseudouridine, or 5-methoxyuridine, is considered 100% identical to AUG in that both are perfectly complementary to the same sequence (5'-CAU). Exemplary alignment algorithms are the Smith-Waterman and Needleman-Wunsch algorithms, which are well-known in the art. One skilled in the art will understand what choice of algorithm and parameter settings are appropriate for a given pair of sequences to be aligned; for sequences of generally similar length and expected identity >50% for amino acids or >75% for nucleotides, the Needleman-Wunsch algorithm with default settings of the Needleman-Wunsch algorithm interface provided by the EBI at the [www.ebi.ac.uk](http://www.ebi.ac.uk) web server are generally appropriate.

[00289] The term “about” or “approximately” means an acceptable error for a particular value as determined by one of ordinary skill in the art, which depends in part on how the value is measured or determined.



**II. Compositions**

**A. Compositions Comprising Guide RNA (gRNAs)**

[00290] Provided herein are compositions useful for editing the *TTR* gene, e.g., using a guide RNA with an RNA-guided DNA binding agent (e.g., a CRISPR/Cas system). The compositions may be administered to subjects having wild-type or non-wild type *TTR* gene sequences, such as, for example, subjects with ATTR, which may be ATTR wt or a hereditary or familial form of ATTR. Guide sequences targeting the *TTR* gene are shown in Table 1 at SEQ ID Nos: 5-82.

**Table 1: *TTR* targeted guide sequences, nomenclature, chromosomal coordinates, and sequence.**

SEQ ID No.	Guide ID	Description	Species	Chromosomal Location	Guide Sequences*
5	CR003335	TTR (Exon 1)	Human	chr18:31591917-31591937	CUGCUCCUCCUCUGCCUUGC
6	CR003336	TTR (Exon 1)	Human	chr18:31591922-31591942	CCUCCUCUGCCUUGCUGGAC
7	CR003337	TTR (Exon 1)	Human	chr18:31591925-31591945	CCAGUCCAGCAAGGCAGAGG
8	CR003338	TTR (Exon 1)	Human	chr18:31591928-31591948	AUACCAGUCCAGCAAGGCAG
9	CR003339	TTR (Exon 1)	Human	chr18:31591934-31591954	ACACAAAUACCAGUCCAGCA
10	CR003340	TTR (Exon 1)	Human	chr18:31591937-31591957	UGGACUGGUAAUUGUGUCUG
11	CR003341	TTR (Exon 1)	Human	chr18:31591941-31591961	CUGGUAAUUGUGUCUGAGGC
12	CR003342	TTR (Exon 2)	Human	chr18:31592880-31592900	CUUCUCUACACCCAGGGCAC
13	CR003343	TTR (Exon 2)	Human	chr18:31592902-31592922	CAGAGGACACUUGGAUUCAC
14	CR003344	TTR (Exon 2)	Human	chr18:31592911-31592931	UUUGACCAUCAGAGGACACU
15	CR003345	TTR (Exon 2)	Human	chr18:31592919-31592939	UCUAGAACUUUGACCAUCAG
16	CR003346	TTR (Exon 2)	Human	chr18:31592928-31592948	AAAGUUCUAGAUGCUGUCCG
17	CR003347	TTR (Exon 2)	Human	chr18:31592948-31592968	CAUUGAUGGCAGGACUGCCU
18	CR003348	TTR (Exon 2)	Human	chr18:31592948-31592968	AGGCAGUCCUGCCAUCAUG
19	CR003349	TTR (Exon 2)	Human	chr18:31592958-31592978	UGCACGGCCACAUGAUGGC
20	CR003350	TTR (Exon 2)	Human	chr18:31592962-31592982	CACAUGCACGGCCACAUGA
21	CR003351	TTR (Exon 2)	Human	chr18:31592974-31592994	AGCCUUUCUGAACACAUGCA
22	CR003352	TTR (Exon 2)	Human	chr18:31592986-31593006	GAAAGGCUGCUGAUGACACC

23	CR003353	TTR (Exon 2)	Human	chr18:315929 87-31593007	AAAGGCUGCUGAUGACACCU
24	CR003354	TTR (Exon 2)	Human	chr18:315930 03-31593023	ACCUGGGAGCCAUUUGCCUC
25	CR003355	TTR (Exon 2)	Human	chr18:315930 07-31593027	CCCAGAGGCAAAUGGCUCCC
26	CR003356	TTR (Exon 2)	Human	chr18:315930 15-31593035	GCAACUUACCCAGAGGCAAA
27	CR003357	TTR (Exon 2)	Human	chr18:315930 22-31593042	UUCUUUGGCAACUUACCCAG
28	CR003358	TTR (Exon 3)	Human	chr18:315951 27-31595147	AUGCAGCUCUCCAGACUCAC
29	CR003359	TTR (Exon 3)	Human	chr18:315951 26-31595146	AGUGAGUCUGGAGAGCUGCA
30	CR003360	TTR (Exon 3)	Human	chr18:315951 27-31595147	GUGAGUCUGGAGAGCUGCAU
31	CR003361	TTR (Exon 3)	Human	chr18:315951 40-31595160	GCUGCAUGGGCUCACAACUG
32	CR003362	TTR (Exon 3)	Human	chr18:315951 43-31595163	GCAUGGGCUCACAACUGAGG
33	CR003363	TTR (Exon 3)	Human	chr18:315951 56-31595176	ACUGAGGAGGAAUUUGUAGA
34	CR003364	TTR (Exon 3)	Human	chr18:315951 57-31595177	CUGAGGAGGAAUUUGUAGAA
35	CR003365	TTR (Exon 3)	Human	chr18:315951 70-31595190	UGUAGAAGGGAUUAACAAAG
36	CR003366	TTR (Exon 3)	Human	chr18:315951 93-31595213	AAAUAGACACCAAUCUUAC
37	CR003367	TTR (Exon 3)	Human	chr18:315951 97-31595217	AGACACCAAUCUUACUGGA
38	CR003368	TTR (Exon 3)	Human	chr18:315952 05-31595225	AAGUGCCUCCAGUAAGAUU
39	CR003369	TTR (Exon 3)	Human	chr18:315952 35-31595255	CUCUGCAUGCUC AUGGAAUG
40	CR003370	TTR (Exon 3)	Human	chr18:315952 36-31595256	CCUCUGCAUGCUC AUGGAAU
41	CR003371	TTR (Exon 3)	Human	chr18:315952 37-31595257	ACCUCUGCAUGCUC AUGGAA
42	CR003372	TTR (Exon 3)	Human	chr18:315952 42-31595262	UACUCACCUCUGCAUGCUC A
43	CR003373	TTR (Exon 4)	Human	chr18:315985 70-31598590	GUAUUCACAGCCAACGACUC
44	CR003374	TTR (Exon 4)	Human	chr18:315985 83-31598603	GCGGCGGGGGCCGGAGUCGU
45	CR003375	TTR (Exon 4)	Human	chr18:315985 92-31598612	AAUGGUGUAGCGGCGGGGGC
46	CR003376	TTR (Exon 4)	Human	chr18:315985 96-31598616	CGGCAAUGGUGUAGCGGCGG
47	CR003377	TTR (Exon 4)	Human	chr18:315985 97-31598617	GCGGCAAUGGUGUAGCGGCG
48	CR003378	TTR (Exon 4)	Human	chr18:315985 98-31598618	GGCGGCAAUGGUGUAGCGGC
49	CR003379	TTR (Exon 4)	Human	chr18:315985 99-31598619	GGGCGGCAAUGGUGUAGCGG
50	CR003380	TTR (Exon 4)	Human	chr18:315986 02-31598622	GCAGGGCGGCAAUGGUGUAG
51	CR003381	TTR (Exon 4)	Human	chr18:315986 10-31598630	GGGGCUCAGCAGGGCGGCAA
52	CR003382	TTR (Exon 4)	Human	chr18:315986 16-31598636	GGAGUAGGGGCUCAGCAGGG

53	CR003383	TTR (Exon 4)	Human	chr18:315986 19-31598639	AUAGGAGUAGGGGCUCAGCA
54	CR003384	TTR (Exon 4)	Human	chr18:315986 20-31598640	AAUAGGAGUAGGGGCUCAGC
55	CR003385	TTR (Exon 4)	Human	chr18:315986 26-31598646	CCCCUACUCCUAUUCACCA
56	CR003386	TTR (Exon 4)	Human	chr18:315986 29-31598649	CCGUGGUGGAAUAGGAGUAG
57	CR003387	TTR (Exon 4)	Human	chr18:315986 30-31598650	GCCGUGGUGGAAUAGGAGUA
58	CR003388	TTR (Exon 4)	Human	chr18:315986 37-31598657	GACGACAGCCGUGGUGGAAU
59	CR003389	TTR (Exon 4)	Human	chr18:315986 43-31598663	AUUGGUGACGACAGCCGUGG
60	CR003390	TTR (Exon 4)	Human	chr18:315986 46-31598666	GGGAUUGGUGACGACAGCCG
61	CR003391	TTR (Exon 4)	Human	chr18:315986 47-31598667	GGCUGUCGUCACCAAUCCCA
62	CR003392	TTR (Exon 4)	Human	chr18:315986 61-31598681	AGUCCCUCAUCCUUGGGAU
63	CR005298	TTR (Exon 1)	Human	chr18:315918 83-31591903	UCCACUCAUUCUUGGCAGGA
64	CR005299	TTR (Exon 4)	Human	chr18:315986 31-31598651	AGCCGUGGUGGAAUAGGAGU
65	CR005300	TTR (Exon 1)	Human	chr18:315919 67-31591987	UCACAGAAACACUCACCGUA
66	CR005301	TTR (Exon 1)	Human	chr18:315919 68-31591988	GUCACAGAAACACUCACCGU
67	CR005302	TTR (Exon 2)	Human	chr18:315928 74-31592894	ACGUGUCUUCUCUACACCCA
68	CR005303	TTR (Exon 2)	Human	chr18:315929 03-31592923	UGAAUCCAAGUGUCCUCUGA
69	CR005304	TTR (Exon 2)	Human	chr18:315929 69-31592989	GGCCGUGCAUGUGUUCAGAA
70	CR005305	TTR (Exon 3)	Human	chr18:315951 14-31595134	UAUAGGAAAACCAGUGAGUC
71	CR005306	TTR (Exon 3)	Human	chr18:315952 04-31595224	AAAUCUACUGGAAGGCACU
72	CR005307	TTR (Exon 4)	Human	chr18:315985 48-31598568	UGUCUGUCUUCUCUCAUAGG
73	CR000689	TTR	Cyno	chr18:506815 33-50681553	ACACAAUACCAGUCCAGCG
74	CR005364	TTR	Cyno	chr18:506804 81-50680501	AAAGGCUGCUGAUGAGACCU
75	CR005365	TTR	Cyno	chr18:506805 20-50680540	CAUUGACAGCAGGACUGCCU
76	CR005366	TTR	Cyno	chr18:506815 39-50681559	AUACCAGUCCAGCGAGGCAG
77	CR005367	TTR	Cyno	chr18:506815 42-50681562	CCAGUCCAGCGAGGCAGAGG
78	CR005368	TTR	Cyno	chr18:506815 45-50681565	CCUCCUCUGCCUCGCGUGGAC
79	CR005369	TTR	Cyno	chr18:506805 40-50680560	AAAGUUCUAGAUGCCGUCGG
80	CR005370	TTR	Cyno	chr18:506805 94-50680614	ACUUGUCUUCUCUAUACCCA
81	CR005371	TTR	Cyno	chr18:506782 16-50678236	AAGUGACUUCAGUAAGAUU
82	CR005372	TTR	Cyno	chr18:506804 82-50680502	AAAAGGCUGCUGAUGAGACC

[00291] Each of the Guide Sequences above may further comprise additional nucleotides to form a crRNA, e.g., with the following exemplary nucleotide sequence following the Guide Sequence at its 3' end: GUUUUAGAGCUAUGCUGUUUUG (SEQ ID NO: 126). In the case of a sgRNA, the above Guide Sequences may further comprise additional nucleotides to form a sgRNA, e.g., with the following exemplary nucleotide sequence following the 3' end of the Guide Sequence:

GUUUUAGAGCUAGAAAUAGCAAGUUA AAAU AAGGCUAGUCCGUUAUCAACUUGAAAAGUGGCACCGAGUCGGUGCUUUU (SEQ ID NO: 125) in 5' to 3' orientation.

[00292] In some embodiments, the sgRNA is modified. In some embodiments, the sgRNA comprises the modification pattern shown below in SEQ ID NO: 3, where N is any natural or non-natural nucleotide, and where the totality of the N's comprise a guide sequence as described herein and the modified sgRNA comprises the following sequence:

mN\*mN\*mN\*NNNNNNNNNNNNNNNNNGUUUAGAmGmCmUmAmGmAmAmAmUmAmGmCAAGUUA AAAU AAGGCUAGUCCGUUAUCAmAmCmUmUmGmAmAmAmAmAmGmUmGmGmCmAmCmCmGmAmGmUmCmGmGmUmGmCmU\*mU\*mU\*mU (SEQ ID NO: 3), where "N" may be any natural or non-natural nucleotide. For example, encompassed herein is SEQ ID NO: 3, where the N's are replaced with any of the guide sequences disclosed herein. The modifications remain as shown in SEQ ID NO: 3 despite the substitution of N's for the nucleotides of a guide. That is, although the nucleotides of the guide replace the "N's", the first three nucleotides are 2'OMe modified and there are phosphorothioate linkages between the first and second nucleotides, the second and third nucleotides and the third and fourth nucleotides.

[00293] In some embodiments, any one of the sequences recited in Table 2 is encompassed.

**Table 2: TTR targeted sgRNA sequences**

SEQ ID No.	Guide ID	Target and Description	Species	Sequence
87	G000480	TTR sgRNA modified sequence	Human	mA*mA*mA*GGCUGCUGAUGACACCUGU UUUAGAmGmCmUmAmGmAmAmAmUmA mGmCAAGUUA AAAU AAGGCUAGUCCGU UAUCAmAmCmUmUmGmAmAmAmAmAm GmUmGmGmCmAmCmCmGmAmGmUmCm GmGmUmGmCmU*mU*mU*mU

88	G000481	TTR sgRNA modified sequence	Human	mU*mC*mU*AGAACUUUGACCAUCAGGU UUUAGAmGmCmUmAmGmAmAmUmA mGmCAAGUUAAAAUAAGGCUAGUCCGU UAUCAmAmCmUmUmGmAmAmAmAm GmUmGmGmCmAmCmCmGmAmGmUmCm GmGmUmGmCmU*mU*mU*mU
89	G000482	TTR sgRNA modified sequence	Human	mU*mG*mU*AGAAGGGAUUAACAAAGG UUUAGAmGmCmUmAmGmAmAmUmA AmGmCAAGUUAAAAUAAGGCUAGUCCG UUAUCAmAmCmUmUmGmAmAmAmAmA mGmUmGmGmCmAmCmCmGmAmGmUmC mGmGmUmGmCmU*mU*mU*mU
90	G000483	TTR sgRNA modified sequence	Human	mU*mC*mC*ACUCAUUCUUGGCAGGAGU UUUAGAmGmCmUmAmGmAmAmUmA mGmCAAGUUAAAAUAAGGCUAGUCCGU UAUCAmAmCmUmUmGmAmAmAmAmAm GmUmGmGmCmAmCmCmGmAmGmUmCm GmGmUmGmCmU*mU*mU*mU
91	G000484	TTR sgRNA modified sequence	Human	mA*mG*mA*CACCAAAUCUUACUGGAGU UUUAGAmGmCmUmAmGmAmAmUmA mGmCAAGUUAAAAUAAGGCUAGUCCGU UAUCAmAmCmUmUmGmAmAmAmAmAm GmUmGmGmCmAmCmCmGmAmGmUmCm GmGmUmGmCmU*mU*mU*mU
92	G000485	TTR sgRNA modified sequence	Human	mC*mC*mU*CCUCUGCCUUGCUGGACGU UUUAGAmGmCmUmAmGmAmAmUmA mGmCAAGUUAAAAUAAGGCUAGUCCGU UAUCAmAmCmUmUmGmAmAmAmAmAm GmUmGmGmCmAmCmCmGmAmGmUmCm GmGmUmGmCmU*mU*mU*mU
93	G000486	TTR sgRNA modified sequence	Human	mA*mC*mA*CAAAUACCAGUCCAGCAGU UUUAGAmGmCmUmAmGmAmAmUmA mGmCAAGUUAAAAUAAGGCUAGUCCGU UAUCAmAmCmUmUmGmAmAmAmAmAm GmUmGmGmCmAmCmCmGmAmGmUmCm GmGmUmGmCmU*mU*mU*mU
94	G000487	TTR sgRNA modified sequence	Human	mU*mU*mC*UUUGGCAACUUACCCAGGU UUUAGAmGmCmUmAmGmAmAmUmA mGmCAAGUUAAAAUAAGGCUAGUCCGU UAUCAmAmCmUmUmGmAmAmAmAmAm GmUmGmGmCmAmCmCmGmAmGmUmCm GmGmUmGmCmU*mU*mU*mU
95	G000488	TTR sgRNA modified sequence	Human	mA*mA*mA*GUUCUAGAUGCUGUCCGGU UUUAGAmGmCmUmAmGmAmAmUmA mGmCAAGUUAAAAUAAGGCUAGUCCGU UAUCAmAmCmUmUmGmAmAmAmAmAm GmUmGmGmCmAmCmCmGmAmGmUmCm GmGmUmGmCmU*mU*mU*mU

96	G000489	TTR sgRNA modified sequence	Human	mU*mU*mU*GACCAUCAGAGGACACUGU UUUAGAmGmCmUmAmGmAmAmUmA mGmCAAGUUAAAUAAGGCUAGUCCGU UAUCAmAmCmUmUmGmAmAmAmAm GmUmGmGmCmAmCmCmGmAmGmUmCm GmGmUmGmCmU*mU*mU*mU
97	G000490	TTR sgRNA modified sequence	Human	mA*mA*mA*UAGACACCAAUCUUACGU UUUAGAmGmCmUmAmGmAmAmUmA mGmCAAGUUAAAUAAGGCUAGUCCGU UAUCAmAmCmUmUmGmAmAmAmAm GmUmGmGmCmAmCmCmGmAmGmUmCm GmGmUmGmCmU*mU*mU*mU
98	G000491	TTR sgRNA modified sequence	Human	mA*mU*mA*CCAGUCCAGCAAGGCAGGU UUUAGAmGmCmUmAmGmAmAmUmA mGmCAAGUUAAAUAAGGCUAGUCCGU UAUCAmAmCmUmUmGmAmAmAmAm GmUmGmGmCmAmCmCmGmAmGmUmCm GmGmUmGmCmU*mU*mU*mU
99	G000492	TTR sgRNA modified sequence	Human	mC*mU*mU*CUCUACACCCAGGGCACGU UUUAGAmGmCmUmAmGmAmAmUmA mGmCAAGUUAAAUAAGGCUAGUCCGU UAUCAmAmCmUmUmGmAmAmAmAm GmUmGmGmCmAmCmCmGmAmGmUmCm GmGmUmGmCmU*mU*mU*mU
100	G000493	TTR sgRNA modified sequence	Human	mA*mA*mG*UGCCUCCAGUAAGAUGU UUUAGAmGmCmUmAmGmAmAmUmA mGmCAAGUUAAAUAAGGCUAGUCCGU UAUCAmAmCmUmUmGmAmAmAmAm GmUmGmGmCmAmCmCmGmAmGmUmCm GmGmUmGmCmU*mU*mU*mU
101	G000494	TTR sgRNA modified sequence	Human	mG*mU*mG*AGUCUGGAGAGCUGCAUGU UUUAGAmGmCmUmAmGmAmAmUmA mGmCAAGUUAAAUAAGGCUAGUCCGU UAUCAmAmCmUmUmGmAmAmAmAm GmUmGmGmCmAmCmCmGmAmGmUmCm GmGmUmGmCmU*mU*mU*mU
102	G000495	TTR sgRNA modified sequence	Human	mC*mA*mG*AGGACACUUGGAUUCACGU UUUAGAmGmCmUmAmGmAmAmUmA mGmCAAGUUAAAUAAGGCUAGUCCGU UAUCAmAmCmUmUmGmAmAmAmAm GmUmGmGmCmAmCmCmGmAmGmUmCm GmGmUmGmCmU*mU*mU*mU
103	G000496	TTR sgRNA modified sequence	Human	mG*mG*mC*CGUGCAUGUGUUCAGAAGU UUUAGAmGmCmUmAmGmAmAmUmA mGmCAAGUUAAAUAAGGCUAGUCCGU UAUCAmAmCmUmUmGmAmAmAmAm GmUmGmGmCmAmCmCmGmAmGmUmCm GmGmUmGmCmU*mU*mU*mU

104	G000497	TTR sgRNA modified sequence	Human	mC*mU*mG*CUCCUCCUCUGCCUUGCGU UUUAGAmGmCmUmAmGmAmAmUmA mGmCAAGUUAAAUAAGGCUAGUCCGU UAUCAmAmCmUmUmGmAmAmAmAm GmUmGmGmCmAmCmCmGmAmGmUmCm GmGmUmGmCmU*mU*mU*mU
105	G000498	TTR sgRNA modified sequence	Human	mA*mG*mU*GAGUCUGGAGAGCUGCAGU UUUAGAmGmCmUmAmGmAmAmUmA mGmCAAGUUAAAUAAGGCUAGUCCGU UAUCAmAmCmUmUmGmAmAmAmAm GmUmGmGmCmAmCmCmGmAmGmUmCm GmGmUmGmCmU*mU*mU*mU
106	G000499	TTR sgRNA modified sequence	Human	mU*mG*mA*AUCCAAGUGUCCUCUGAGU UUUAGAmGmCmUmAmGmAmAmUmA mGmCAAGUUAAAUAAGGCUAGUCCGU UAUCAmAmCmUmUmGmAmAmAmAm GmUmGmGmCmAmCmCmGmAmGmUmCm GmGmUmGmCmU*mU*mU*mU
107	G000500	TTR sgRNA modified sequence	Human	mC*mC*mA*GUCCAGCAAGGCAGAGGGU UUUAGAmGmCmUmAmGmAmAmUmA mGmCAAGUUAAAUAAGGCUAGUCCGU UAUCAmAmCmUmUmGmAmAmAmAm GmUmGmGmCmAmCmCmGmAmGmUmCm GmGmUmGmCmU*mU*mU*mU
108	G000501	TTR sgRNA modified sequence	Human	mU*mC*mA*CAGAAACACUCACCGUAGU UUUAGAmGmCmUmAmGmAmAmUmA mGmCAAGUUAAAUAAGGCUAGUCCGU UAUCAmAmCmUmUmGmAmAmAmAm GmUmGmGmCmAmCmCmGmAmGmUmCm GmGmUmGmCmU*mU*mU*mU
109	G000567	TTR sgRNA modified sequence	Human	mG*mA*mA*AGGCUGCUGAUGACACCGU UUUAGAmGmCmUmAmGmAmAmUmA mGmCAAGUUAAAUAAGGCUAGUCCGU UAUCAmAmCmUmUmGmAmAmAmAm GmUmGmGmCmAmCmCmGmAmGmUmCm GmGmUmGmCmU*mU*mU*mU
110	G000568	TTR sgRNA modified sequence	Human	mG*mG*mC*UGUCGUCACCAAUCCAGU UUUAGAmGmCmUmAmGmAmAmUmA mGmCAAGUUAAAUAAGGCUAGUCCGU UAUCAmAmCmUmUmGmAmAmAmAm GmUmGmGmCmAmCmCmGmAmGmUmCm GmGmUmGmCmU*mU*mU*mU
111	G000570	TTR sgRNA modified sequence	Human	mC*mA*mU*UGAUGGCAGGACUGCCUGU UUUAGAmGmCmUmAmGmAmAmUmA mGmCAAGUUAAAUAAGGCUAGUCCGU UAUCAmAmCmUmUmGmAmAmAmAm GmUmGmGmCmAmCmCmGmAmGmUmCm GmGmUmGmCmU*mU*mU*mU

112	G000571	TTR sgRNA modified sequence	Human	mG*mU*mC*ACAGAAACACUCACCGUGU UUUAGAmGmCmUmAmGmAmAmUmA mGmCAAGUUAAAAUAAGGCUAGUCCGU UAUCAmAmCmUmUmGmAmAmAmAm GmUmGmGmCmAmCmCmGmAmGmUmCm GmGmUmGmCmU*mU*mU*mU
113	G000572	TTR sgRNA modified sequence	Human	mC*mC*mC*CUACUCCUAUUCACCAGU UUUAGAmGmCmUmAmGmAmAmUmA mGmCAAGUUAAAAUAAGGCUAGUCCGU UAUCAmAmCmUmUmGmAmAmAmAm GmUmGmGmCmAmCmCmGmAmGmUmCm GmGmUmGmCmU*mU*mU*mU
114	G000502	TTR Cyno specific sgRNA modified sequence	Cyno	mA*mC*mA*CAAAUACCAGUCCAGCGGU UUUAGAmGmCmUmAmGmAmAmUmA mGmCAAGUUAAAAUAAGGCUAGUCCGU UAUCAmAmCmUmUmGmAmAmAmAm GmUmGmGmCmAmCmCmGmAmGmUmCm GmGmUmGmCmU*mU*mU*mU
115	G000503	TTR Cyno specific sgRNA modified sequence	Cyno	mA*mA*mA*AGGCUGCUGAUGAGACCGU UUUAGAmGmCmUmAmGmAmAmUmA mGmCAAGUUAAAAUAAGGCUAGUCCGU UAUCAmAmCmUmUmGmAmAmAmAm GmUmGmGmCmAmCmCmGmAmGmUmCm GmGmUmGmCmU*mU*mU*mU
116	G000504	TTR Cyno specific sgRNA modified sequence	Cyno	mA*mA*mA*GGCUGCUGAUGAGACCUGU UUUAGAmGmCmUmAmGmAmAmUmA mGmCAAGUUAAAAUAAGGCUAGUCCGU UAUCAmAmCmUmUmGmAmAmAmAm GmUmGmGmCmAmCmCmGmAmGmUmCm GmGmUmGmCmU*mU*mU*mU
117	G000505	TTR Cyno specific sgRNA modified sequence	Cyno	mC*mA*mU*UGACAGCAGGACUGCCUGU UUUAGAmGmCmUmAmGmAmAmUmA mGmCAAGUUAAAAUAAGGCUAGUCCGU UAUCAmAmCmUmUmGmAmAmAmAm GmUmGmGmCmAmCmCmGmAmGmUmCm GmGmUmGmCmU*mU*mU*mU
118	G000506	TTR Cyno specific sgRNA modified sequence	Cyno	mA*mU*mA*CCAGUCCAGCGAGGCAGGU UUUAGAmGmCmUmAmGmAmAmUmA mGmCAAGUUAAAAUAAGGCUAGUCCGU UAUCAmAmCmUmUmGmAmAmAmAm GmUmGmGmCmAmCmCmGmAmGmUmCm GmGmUmGmCmU*mU*mU*mU
119	G000507	TTR Cyno specific sgRNA modified sequence	Cyno	mC*mC*mA*GUCCAGCGAGGCAGAGGGU UUUAGAmGmCmUmAmGmAmAmUmA mGmCAAGUUAAAAUAAGGCUAGUCCGU UAUCAmAmCmUmUmGmAmAmAmAm GmUmGmGmCmAmCmCmGmAmGmUmCm GmGmUmGmCmU*mU*mU*mU



120	G000508	TTR Cyno specific sgRNA modified sequence	Cyno	mC*mC*mU*CCUCUGCCUCGCUGGACGU UUUAGAmGmCmUmAmGmAmAmUmA mGmCAAGUUAAAUAAGGCUAGUCCGU UAUCAmAmCmUmUmGmAmAmAmAm GmUmGmGmCmAmCmCmGmAmGmUmCm GmGmUmGmCmU*mU*mU*mU
121	G000509	TTR Cyno specific sgRNA modified sequence	Cyno	mA*mA*mA*GUUCUAGAUGCCGUCCGGU UUUAGAmGmCmUmAmGmAmAmUmA mGmCAAGUUAAAUAAGGCUAGUCCGU UAUCAmAmCmUmUmGmAmAmAmAm GmUmGmGmCmAmCmCmGmAmGmUmCm GmGmUmGmCmU*mU*mU*mU
122	G000510	TTR Cyno specific sgRNA modified sequence	Cyno	mA*mC*mU*UGUCUUCUCUAUACCCAGU UUUAGAmGmCmUmAmGmAmAmUmA mGmCAAGUUAAAUAAGGCUAGUCCGU UAUCAmAmCmUmUmGmAmAmAmAm GmUmGmGmCmAmCmCmGmAmGmUmCm GmGmUmGmCmU*mU*mU*mU
123	G000511	TTR Cyno specific sgRNA modified sequence	Cyno	mA*mA*mG*UGACUCCAGUAAGAUUGU UUUAGAmGmCmUmAmGmAmAmUmA mGmCAAGUUAAAUAAGGCUAGUCCGU UAUCAmAmCmUmUmGmAmAmAmAm GmUmGmGmCmAmCmCmGmAmGmUmCm GmGmUmGmCmU*mU*mU*mU
124	G000282	TTR	Mouse	mU*mU*mA*CAGCCACGUCUACAGCAGU UUUAGAmGmCmUmAmGmAmAmUmA mGmCAAGUUAAAUAAGGCUAGUCCGU UAUCAmAmCmUmUmGmAmAmAmAm GmUmGmGmCmAmCmCmGmAmGmUmCm GmGmUmGmCmU*mU*mU*mU

\* = PS linkage; 'm' = 2'-O-Me nucleotide

[00294] An alignment mapping of the Guide IDs with the corresponding sgRNA IDs as well as homology to the cyno genome and cyno matched guide IDs are provided in Table 3.

**Table 3: TTR targeted guide sequence ID mapping and Cyno Homology**

Description	Human Dual Guide ID	Human Single Guide ID	Number Mismatches to Cyno Genome	Cyno Matched dgRNA ID	Cyno Matched sgRNA ID
TTR	CR003335	G000497	1		
TTR	CR003336	G000485	1	CR005368	G000508
TTR	CR003337	G000500	1	CR005367	G000507
TTR	CR003338	G000491	1	CR005366	G000506
TTR	CR003339	G000486	1	CR000689	G000502
TTR	CR003340		0		
TTR	CR003341		0		
TTR	CR003342	G000492	no PAM in cyno		

TTR	CR003343	G000495	no PAM in cyno		
TTR	CR003344	G000489	0		
TTR	CR003345	G000481	0		
TTR	CR003346	G000488	1	CR005369	G000509
TTR	CR003347	G000570	2	CR005365	G000505
TTR	CR003348		2		
TTR	CR003349		>3		
TTR	CR003350		no PAM in cyno		
TTR	CR003351		no PAM in cyno		
TTR	CR003352	G000567	2	CR005372	G000503
TTR	CR003353	G000480	1	CR005364	G000504
TTR	CR003354		1		
TTR	CR003355		1		
TTR	CR003356		3		
TTR	CR003357	G000487	>3		
TTR	CR003358		0		
TTR	CR003359	G000498	0		
TTR	CR003360	G000494	0		
TTR	CR003361		0		
TTR	CR003362		0		
TTR	CR003363		0		
TTR	CR003364		0		
TTR	CR003365	G000482	0		
TTR	CR003366	G000490	0		
TTR	CR003367	G000484	no PAM in cyno		
TTR	CR003368	G000493	1	CR005371	G000511
TTR	CR003369		0		
TTR	CR003370		0		
TTR	CR003371		0		
TTR	CR003372		0		
TTR	CR003373		1		
TTR	CR003374		2		
TTR	CR003375		2		
TTR	CR003376		2		
TTR	CR003377		2		
TTR	CR003378		2		
TTR	CR003379		2		
TTR	CR003380		1		
TTR	CR003381		1		
TTR	CR003382		0		
TTR	CR003383		0		
TTR	CR003384		0		
TTR	CR003385	G000572	0		
TTR	CR003386		0		
TTR	CR003387		0		
TTR	CR003388		0		

TTR	CR003389	G000569	0		
TTR	CR003390		0		
TTR	CR003391	G000568	0		
TTR	CR003392		0		
TTR	CR005298	G000483	1		
TTR	CR005299		0		
TTR	CR005300	G000501	no PAM in cyno		
TTR	CR005301	G000571	0		
TTR	CR005302		2	CR005370	G000510
TTR	CR005303	G000499	0		
TTR	CR005304	G000496	>3		
TTR	CR005305		0		
TTR	CR005306		1		
TTR	CR005307		0		

[00295] In some embodiments, the invention provides a composition comprising one or more guide RNA (gRNA) comprising guide sequences that direct an RNA-guided DNA binding agent, which can be a nuclease (e.g., a Cas nuclease such as Cas9), to a target DNA sequence in *TTR*. The gRNA may comprise a crRNA comprising a guide sequence shown in Table 1. The gRNA may comprise a crRNA comprising 17, 18, 19, or 20 contiguous nucleotides of a guide sequence shown in Table 1. In some embodiments, the gRNA comprises a crRNA comprising a sequence with about 75%, 80%, 85%, 90%, 95%, 96%, 97%, 98%, 99%, or 100% identity to at least 17, 18, 19, or 20 contiguous nucleotides of a guide sequence shown in Table 1. In some embodiments, the gRNA comprises a crRNA comprising a sequence with about 75%, 80%, 85%, 90%, 95%, 96%, 97%, 98%, 99%, or 100% identity to a guide sequence shown in Table 1. The gRNA may further comprise a trRNA. In each composition and method embodiment described herein, the crRNA and trRNA may be associated as a single RNA (sgRNA), or may be on separate RNAs (dgrRNA). In the context of sgRNAs, the crRNA and trRNA components may be covalently linked, e.g., via a phosphodiester bond or other covalent bond.

[00296] In each of the composition, use, and method embodiments described herein, the guide RNA may comprise two RNA molecules as a "dual guide RNA" or "dgrRNA". The dgrRNA comprises a first RNA molecule comprising a crRNA comprising, e.g., a guide sequence shown in Table 1, and a second RNA molecule comprising a trRNA. The first and second RNA molecules may not be covalently linked, but may form a RNA duplex via the base pairing between portions of the crRNA and the trRNA.

[00297] In each of the composition, use, and method embodiments described herein, the guide RNA may comprise a single RNA molecule as a "single guide RNA" or "sgRNA". The sgRNA may comprise a crRNA (or a portion thereof) comprising a guide sequence shown in Table 1 covalently linked to a trRNA. The sgRNA may comprise 17, 18, 19, or 20 contiguous nucleotides of a guide sequence shown in Table 1. In some embodiments, the crRNA and the trRNA are covalently linked via a linker. In some embodiments, the sgRNA forms a stem-loop structure via the base pairing between portions of the crRNA and the trRNA. In some embodiments, the crRNA and the trRNA are covalently linked via one or more bonds that are not a phosphodiester bond.

[00298] In some embodiments, the trRNA may comprise all or a portion of a trRNA sequence derived from a naturally-occurring CRISPR/Cas system. In some embodiments, the trRNA comprises a truncated or modified wild type trRNA. The length of the trRNA depends on the CRISPR/Cas system used. In some embodiments, the trRNA comprises or consists of 5, 6, 7, 8, 9, 10, 11, 12, 13, 14, 15, 16, 17, 18, 19, 20, 25, 30, 40, 50, 60, 70, 80, 90, 100, or more than 100 nucleotides. In some embodiments, the trRNA may comprise certain secondary structures, such as, for example, one or more hairpin or stem-loop structures, or one or more bulge structures.

[00299] In some embodiments, the invention provides a composition comprising one or more guide RNAs comprising a guide sequence of any one of SEQ ID NOs: 5-82.

[00300] In one aspect, the invention provides a composition comprising a gRNA that comprises a guide sequence that is at least 99%, 98%, 97%, 96%, 95%, 94%, 93%, 92%, 91%, or 90% identical to any of the nucleic acids of SEQ ID NOs: 5-82.

[00301] In other embodiments, the composition comprises at least one, e.g., at least two gRNA's comprising guide sequences selected from any two or more of the guide sequences of SEQ ID NOs: 5-82. In some embodiments, the composition comprises at least two gRNA's that each comprise a guide sequence at least 99%, 98%, 97%, 96%, 95%, 94%, 93%, 92%, 91%, or 90% identical to any of the nucleic acids of SEQ ID NOs: 5-82.

[00302] In some embodiments, the gRNA is a sgRNA comprising any one of the sequences shown in Table 2 (SEQ ID Nos. 87-124). In some embodiments, the gRNA is a sgRNA comprising any one of the sequences shown in Table 2 (SEQ ID Nos. 87-124, but without the modifications as shown (i.e., unmodified SEQ ID Nos. 87-124). In some embodiments, the sgRNA comprises a sequence that is at least 99%, 98%, 97%, 96%, 95%, 94%, 93%, 92%, 91%, or 90% identical to any of the nucleic acids of SEQ ID Nos. 87-124. In some embodiments, the sgRNA comprises a sequence that is at least 99%, 98%, 97%,

96%, 95%, 94%, 93%, 92%, 91%, or 90% identical to any of the nucleic acids of SEQ ID Nos. 87-124, but without the modifications as shown (i.e., unmodified SEQ ID Nos. 87-124). In some embodiments, the sgRNA comprises any one of the guide sequences shown in Table 1 in place of the guide sequences shown in the sgRNA sequences of Table 2 at SEQ ID Nos. 87-124, with or without the modifications.

[00303] The guide RNA compositions of the present invention are designed to recognize (e.g., hybridize to) a target sequence in the *TTR* gene. For example, the *TTR* target sequence may be recognized and cleaved by a provided Cas cleavase comprising a guide RNA. In some embodiments, an RNA-guided DNA binding agent, such as a Cas cleavase, may be directed by a guide RNA to a target sequence of the *TTR* gene, where the guide sequence of the guide RNA hybridizes with the target sequence and the RNA-guided DNA binding agent, such as a Cas cleavase, cleaves the target sequence.

[00304] In some embodiments, the selection of the one or more guide RNAs is determined based on target sequences within the *TTR* gene.

[00305] Without being bound by any particular theory, mutations (e.g., frameshift mutations resulting from indels occurring as a result of a nuclease-mediated DSB) in certain regions of the gene may be less tolerable than mutations in other regions of the gene, thus the location of a DSB is an important factor in the amount or type of protein knockdown that may result. In some embodiments, a gRNA complementary or having complementarity to a target sequence within *TTR* is used to direct the RNA-guided DNA binding agent to a particular location in the *TTR* gene. In some embodiments, gRNAs are designed to have guide sequences that are complementary or have complementarity to target sequences in exon 1, exon 2, exon 3, or exon 4 of *TTR*.

[00306] In some embodiments, the guide sequence is at least 99%, 98%, 97%, 96%, 95%, 94%, 93%, 92%, 91%, or 90% identical to a target sequence present in the human *TTR* gene. In some embodiments, the target sequence may be complementary to the guide sequence of the guide RNA. In some embodiments, the degree of complementarity or identity between a guide sequence of a guide RNA and its corresponding target sequence may be at least 80%, 85%, 90%, 95%, 96%, 97%, 98%, 99%, or 100%. In some embodiments, the target sequence and the guide sequence of the gRNA may be 100% complementary or identical. In other embodiments, the target sequence and the guide sequence of the gRNA may contain at least one mismatch. For example, the target sequence and the guide sequence of the gRNA may contain 1, 2, 3, or 4 mismatches, where the total length of the guide sequence is 20. In some

embodiments, the target sequence and the guide sequence of the gRNA may contain 1-4 mismatches where the guide sequence is 20 nucleotides.

[00307] In some embodiments, a composition or formulation disclosed herein comprises an mRNA comprising an open reading frame (ORF) encoding an RNA-guided DNA binding agent, such as a Cas nuclease as described herein. In some embodiments, an mRNA comprising an ORF encoding an RNA-guided DNA binding agent, such as a Cas nuclease, is provided, used, or administered.

[00308] In some embodiments, the RNA-guided DNA-binding agent is a Class 2 Cas nuclease. In some embodiments, the RNA-guided DNA-binding agent has cleavase activity, which can also be referred to as double-strand endonuclease activity. In some embodiments, the RNA-guided DNA-binding agent comprises a Cas nuclease, such as a Class 2 Cas nuclease (which may be, e.g., a Cas nuclease of Type II, V, or VI). Class 2 Cas nucleases include, for example, Cas9, Cpf1, C2c1, C2c2, and C2c3 proteins and modifications thereof. Examples of Cas9 nucleases include those of the type II CRISPR systems of *S. pyogenes*, *S. aureus*, and other prokaryotes (see, e.g., the list in the next paragraph), and modified (e.g., engineered or mutant) versions thereof. See, e.g., US2016/0312198 A1; US 2016/0312199 A1. Other examples of Cas nucleases include a Csm or Cmr complex of a type III CRISPR system or the Cas10, Csm1, or Cmr2 subunit thereof; and a Cascade complex of a type I CRISPR system, or the Cas3 subunit thereof. In some embodiments, the Cas nuclease may be from a Type-IIA, Type-IIB, or Type-IIC system. For discussion of various CRISPR systems and Cas nucleases see, e.g., Makarova et al., NAT. REV. MICROBIOL. 9:467-477 (2011); Makarova et al., NAT. REV. MICROBIOL, 13: 722-36 (2015); Shmakov et al., MOLECULAR CELL, 60:385-397 (2015).

[00309] Non-limiting exemplary species that the Cas nuclease can be derived from include *Streptococcus pyogenes*, *Streptococcus thermophilus*, *Streptococcus sp.*, *Staphylococcus aureus*, *Listeria innocua*, *Lactobacillus gasseri*, *Francisella novicida*, *Wolinella succinogenes*, *Sutterella wadsworthensis*, *Gammaproteobacterium*, *Neisseria meningitidis*, *Campylobacter jejuni*, *Pasteurella multocida*, *Fibrobacter succinogene*, *Rhodospirillum rubrum*, *Nocardiosis dassonvillei*, *Streptomyces pristinaespiralis*, *Streptomyces viridochromogenes*, *Streptomyces viridochromogenes*, *Streptosporangium roseum*, *Streptosporangium roseum*, *Alicyclobacillus acidocaldarius*, *Bacillus pseudomycoides*, *Bacillus selenitireducens*, *Exiguobacterium sibiricum*, *Lactobacillus delbrueckii*, *Lactobacillus salivarius*, *Lactobacillus buchneri*, *Treponema denticola*, *Microscilla marina*, *Burkholderiales bacterium*, *Polaromonas naphthalenivorans*, *Polaromonas sp.*,

*Crocospaera watsonii*, *Cyanothece* sp., *Microcystis aeruginosa*, *Synechococcus* sp., *Acetohalobium arabaticum*, *Ammonifex degensii*, *Caldicelulosiruptor becscii*, *Candidatus Desulforudis*, *Clostridium botulinum*, *Clostridium difficile*, *Finegoldia magna*, *Natranaerobius thermophilus*, *Pelotomaculum thermopropionicum*, *Acidithiobacillus caldus*, *Acidithiobacillus ferrooxidans*, *Allochromatium vinosum*, *Marinobacter* sp., *Nitrosococcus halophilus*, *Nitrosococcus watsoni*, *Pseudoalteromonas haloplanktis*, *Ktedonobacter racemifer*, *Methanohalobium evestigatum*, *Anabaena variabilis*, *Nodularia spumigena*, *Nostoc* sp., *Arthrospira maxima*, *Arthrospira platensis*, *Arthrospira* sp., *Lyngbya* sp., *Microcoleus chthonoplastes*, *Oscillatoria* sp., *Petrogona mobilis*, *Thermosipho africanus*, *Streptococcus pasteurianus*, *Neisseria cinerea*, *Campylobacter lari*, *Parvibaculum lavamentivorans*, *Corynebacterium diphtheria*, *Acidaminococcus* sp., *Lachnospiraceae* bacterium ND2006, and *Acaryochloris marina*.

[00310] In some embodiments, the Cas nuclease is the Cas9 nuclease from *Streptococcus pyogenes*. In some embodiments, the Cas nuclease is the Cas9 nuclease from *Streptococcus thermophilus*. In some embodiments, the Cas nuclease is the Cas9 nuclease from *Neisseria meningitidis*. In some embodiments, the Cas nuclease is the Cas9 nuclease is from *Staphylococcus aureus*. In some embodiments, the Cas nuclease is the Cpf1 nuclease from *Francisella novicida*. In some embodiments, the Cas nuclease is the Cpf1 nuclease from *Acidaminococcus* sp. In some embodiments, the Cas nuclease is the Cpf1 nuclease from *Lachnospiraceae* bacterium ND2006. In further embodiments, the Cas nuclease is the Cpf1 nuclease from *Francisella tularensis*, *Lachnospiraceae* bacterium, *Butyrivibrio proteoclasticus*, *Peregrinibacteria bacterium*, *Parcubacteria bacterium*, *Smithella*, *Acidaminococcus*, *Candidatus Methanoplasma termitum*, *Eubacterium eligens*, *Moraxella bovoculi*, *Leptospira inadai*, *Porphyromonas crevioricanis*, *Prevotella disiens*, or *Porphyromonas macacae*. In certain embodiments, the Cas nuclease is a Cpf1 nuclease from an *Acidaminococcus* or *Lachnospiraceae*.

[00311] Wild type Cas9 has two nuclease domains: RuvC and HNH. The RuvC domain cleaves the non-target DNA strand, and the HNH domain cleaves the target strand of DNA. In some embodiments, the Cas9 nuclease comprises more than one RuvC domain and/or more than one HNH domain. In some embodiments, the Cas9 nuclease is a wild type Cas9. In some embodiments, the Cas9 is capable of inducing a double strand break in target DNA. In certain embodiments, the Cas nuclease may cleave dsDNA, it may cleave one strand of dsDNA, or it may not have DNA cleavase or nickase activity. An exemplary Cas9 amino acid sequence is provided as SEQ ID NO: 203. An exemplary Cas9 mRNA ORF sequence, which

includes start and stop codons, is provided as SEQ ID NO: 204. An exemplary Cas9 mRNA coding sequence, suitable for inclusion in a fusion protein, is provided as SEQ ID NO: 210.

[00312] In some embodiments, chimeric Cas nucleases are used, where one domain or region of the protein is replaced by a portion of a different protein. In some embodiments, a Cas nuclease domain may be replaced with a domain from a different nuclease such as FokI. In some embodiments, a Cas nuclease may be a modified nuclease.

[00313] In other embodiments, the Cas nuclease may be from a Type-I CRISPR/Cas system. In some embodiments, the Cas nuclease may be a component of the Cascade complex of a Type-I CRISPR/Cas system. In some embodiments, the Cas nuclease may be a Cas3 protein. In some embodiments, the Cas nuclease may be from a Type-III CRISPR/Cas system. In some embodiments, the Cas nuclease may have an RNA cleavage activity.

[00314] In some embodiments, the RNA-guided DNA-binding agent has single-strand nickase activity, i.e., can cut one DNA strand to produce a single-strand break, also known as a “nick.” In some embodiments, the RNA-guided DNA-binding agent comprises a Cas nickase. A nickase is an enzyme that creates a nick in dsDNA, i.e., cuts one strand but not the other of the DNA double helix. In some embodiments, a Cas nickase is a version of a Cas nuclease (e.g., a Cas nuclease discussed above) in which an endonucleolytic active site is inactivated, e.g., by one or more alterations (e.g., point mutations) in a catalytic domain. See, e.g., US Pat. No. 8,889,356 for discussion of Cas nickases and exemplary catalytic domain alterations. In some embodiments, a Cas nickase such as a Cas9 nickase has an inactivated RuvC or HNH domain. An exemplary Cas9 nickase amino acid sequence is provided as SEQ ID NO: 206. An exemplary Cas9 nickase mRNA ORF sequence, which includes start and stop codons, is provided as SEQ ID NO: 207. An exemplary Cas9 nickase mRNA coding sequence, suitable for inclusion in a fusion protein, is provided as SEQ ID NO: 211.

[00315] In some embodiments, the RNA-guided DNA-binding agent is modified to contain only one functional nuclease domain. For example, the agent protein may be modified such that one of the nuclease domains is mutated or fully or partially deleted to reduce its nucleic acid cleavage activity. In some embodiments, a nickase is used having a RuvC domain with reduced activity. In some embodiments, a nickase is used having an inactive RuvC domain. In some embodiments, a nickase is used having an HNH domain with reduced activity. In some embodiments, a nickase is used having an inactive HNH domain.

[00316] In some embodiments, a conserved amino acid within a Cas protein nuclease domain is substituted to reduce or alter nuclease activity. In some embodiments, a Cas nuclease may comprise an amino acid substitution in the RuvC or RuvC-like nuclease



domain. Exemplary amino acid substitutions in the RuvC or RuvC-like nuclease domain include D10A (based on the *S. pyogenes* Cas9 protein). *See, e.g.*, Zetsche et al. (2015) *Cell* Oct 22:163(3): 759-771. In some embodiments, the Cas nuclease may comprise an amino acid substitution in the HNH or HNH-like nuclease domain. Exemplary amino acid substitutions in the HNH or HNH-like nuclease domain include E762A, H840A, N863A, H983A, and D986A (based on the *S. pyogenes* Cas9 protein). *See, e.g.*, Zetsche et al. (2015). Further exemplary amino acid substitutions include D917A, E1006A, and D1255A (based on the *Francisella novicida* U112 Cpf1 (FnCpf1) sequence (UniProtKB - A0Q7Q2 (CPF1\_FRATN))).

[00317] In some embodiments, an mRNA encoding a nickase is provided in combination with a pair of guide RNAs that are complementary to the sense and antisense strands of the target sequence, respectively. In this embodiment, the guide RNAs direct the nickase to a target sequence and introduce a DSB by generating a nick on opposite strands of the target sequence (i.e., double nicking). In some embodiments, use of double nicking may improve specificity and reduce off-target effects. In some embodiments, a nickase is used together with two separate guide RNAs targeting opposite strands of DNA to produce a double nick in the target DNA. In some embodiments, a nickase is used together with two separate guide RNAs that are selected to be in close proximity to produce a double nick in the target DNA.

[00318] In some embodiments, the RNA-guided DNA-binding agent lacks cleavase and nickase activity. In some embodiments, the RNA-guided DNA-binding agent comprises a dCas DNA-binding polypeptide. A dCas polypeptide has DNA-binding activity while essentially lacking catalytic (cleavase/nickase) activity. In some embodiments, the dCas polypeptide is a dCas9 polypeptide. In some embodiments, the RNA-guided DNA-binding agent lacking cleavase and nickase activity or the dCas DNA-binding polypeptide is a version of a Cas nuclease (e.g., a Cas nuclease discussed above) in which its endonucleolytic active sites are inactivated, e.g., by one or more alterations (e.g., point mutations) in its catalytic domains. *See, e.g.*, US 2014/0186958 A1; US 2015/0166980 A1. An exemplary dCas9 amino acid sequence is provided as SEQ ID NO: 208. An exemplary dCas9 mRNA ORF sequence, which includes start and stop codons, is provided as SEQ ID NO: 209. An exemplary dCas9 mRNA coding sequence, suitable for inclusion in a fusion protein, is provided as SEQ ID NO: 212.

[00319] In some embodiments, the RNA-guided DNA-binding agent comprises one or more heterologous functional domains (e.g., is or comprises a fusion polypeptide).

[00320] In some embodiments, the heterologous functional domain may facilitate transport of the RNA-guided DNA-binding agent into the nucleus of a cell. For example, the heterologous functional domain may be a nuclear localization signal (NLS). In some embodiments, the RNA-guided DNA-binding agent may be fused with 1-10 NLS(s). In some embodiments, the RNA-guided DNA-binding agent may be fused with 1-5 NLS(s). In some embodiments, the RNA-guided DNA-binding agent may be fused with one NLS. Where one NLS is used, the NLS may be linked at the N-terminus or the C-terminus of the RNA-guided DNA-binding agent sequence. It may also be inserted within the RNA-guided DNA binding agent sequence. In other embodiments, the RNA-guided DNA-binding agent may be fused with more than one NLS. In some embodiments, the RNA-guided DNA-binding agent may be fused with 2, 3, 4, or 5 NLSs. In some embodiments, the RNA-guided DNA-binding agent may be fused with two NLSs. In certain circumstances, the two NLSs may be the same (*e.g.*, two SV40 NLSs) or different. In some embodiments, the RNA-guided DNA-binding agent is fused to two SV40 NLS sequences linked at the carboxy terminus. In some embodiments, the RNA-guided DNA-binding agent may be fused with two NLSs, one linked at the N-terminus and one at the C-terminus. In some embodiments, the RNA-guided DNA-binding agent may be fused with 3 NLSs. In some embodiments, the RNA-guided DNA-binding agent may be fused with no NLS. In some embodiments, the NLS may be a monopartite sequence, such as, *e.g.*, the SV40 NLS, PKKKRKV (SEQ ID NO: 274) or PKKKRRV (SEQ ID NO: 275). In some embodiments, the NLS may be a bipartite sequence, such as the NLS of nucleoplasmin, KRPAATKKAGQAKKKK (SEQ ID NO: 276). In a specific embodiment, a single PKKKRKV (SEQ ID NO: 274) NLS may be linked at the C-terminus of the RNA-guided DNA-binding agent. One or more linkers are optionally included at the fusion site.

[00321] In some embodiments, the heterologous functional domain may be capable of modifying the intracellular half-life of the RNA-guided DNA binding agent. In some embodiments, the half-life of the RNA-guided DNA binding agent may be increased. In some embodiments, the half-life of the RNA-guided DNA-binding agent may be reduced. In some embodiments, the heterologous functional domain may be capable of increasing the stability of the RNA-guided DNA-binding agent. In some embodiments, the heterologous functional domain may be capable of reducing the stability of the RNA-guided DNA-binding agent. In some embodiments, the heterologous functional domain may act as a signal peptide for protein degradation. In some embodiments, the protein degradation may be mediated by proteolytic enzymes, such as, for example, proteasomes, lysosomal proteases, or calpain

proteases. In some embodiments, the heterologous functional domain may comprise a PEST sequence. In some embodiments, the RNA-guided DNA-binding agent may be modified by addition of ubiquitin or a polyubiquitin chain. In some embodiments, the ubiquitin may be a ubiquitin-like protein (UBL). Non-limiting examples of ubiquitin-like proteins include small ubiquitin-like modifier (SUMO), ubiquitin cross-reactive protein (UCRP, also known as interferon-stimulated gene-15 (ISG15)), ubiquitin-related modifier-1 (URM1), neuronal-precursor-cell-expressed developmentally downregulated protein-8 (NEDD8, also called Rub1 in *S. cerevisiae*), human leukocyte antigen F-associated (FAT10), autophagy-8 (ATG8) and -12 (ATG12), Fau ubiquitin-like protein (FUB1), membrane-anchored UBL (MUB), ubiquitin fold-modifier-1 (UFM1), and ubiquitin-like protein-5 (UBL5).

[00322] In some embodiments, the heterologous functional domain may be a marker domain. Non-limiting examples of marker domains include fluorescent proteins, purification tags, epitope tags, and reporter gene sequences. In some embodiments, the marker domain may be a fluorescent protein. Non-limiting examples of suitable fluorescent proteins include green fluorescent proteins (*e.g.*, GFP, GFP-2, tagGFP, turboGFP, sfGFP, EGFP, Emerald, Azami Green, Monomeric Azami Green, CopGFP, AceGFP, ZsGreen1), yellow fluorescent proteins (*e.g.*, YFP, EYFP, Citrine, Venus, YPet, PhiYFP, ZsYellow1), blue fluorescent proteins (*e.g.*, EBFP, EBFP2, Azurite, mKalamal, GFPuv, Sapphire, T-sapphire), cyan fluorescent proteins (*e.g.*, ECFP, Cerulean, CyPet, AmCyan1, Midoriishi-Cyan), red fluorescent proteins (*e.g.*, mKate, mKate2, mPlum, DsRed monomer, mCherry, mRFP1, DsRed-Express, DsRed2, DsRed-Monomer, HcRed-Tandem, HcRed1, AsRed2, eqFP611, mRaspberry, mStrawberry, Jred), and orange fluorescent proteins (mOrange, mKO, Kusabira-Orange, Monomeric Kusabira-Orange, mTangerine, tdTomato) or any other suitable fluorescent protein. In other embodiments, the marker domain may be a purification tag and/or an epitope tag. Non-limiting exemplary tags include glutathione-S-transferase (GST), chitin binding protein (CBP), maltose binding protein (MBP), thioredoxin (TRX), poly(NANP), tandem affinity purification (TAP) tag, myc, AcV5, AU1, AU5, E, ECS, E2, FLAG, HA, nus, Softag 1, Softag 3, Strep, SBP, Glu-Glu, HSV, KT3, S, S1, T7, V5, VSV-G, 6xHis, 8xHis, biotin carboxyl carrier protein (BCCP), poly-His, and calmodulin. Non-limiting exemplary reporter genes include glutathione-S-transferase (GST), horseradish peroxidase (HRP), chloramphenicol acetyltransferase (CAT), beta-galactosidase, beta-glucuronidase, luciferase, or fluorescent proteins.

[00323] In additional embodiments, the heterologous functional domain may target the RNA-guided DNA-binding agent to a specific organelle, cell type, tissue, or organ. In some

embodiments, the heterologous functional domain may target the RNA-guided DNA-binding agent to mitochondria.

[00324] In further embodiments, the heterologous functional domain may be an effector domain. When the RNA-guided DNA-binding agent is directed to its target sequence, *e.g.*, when a Cas nuclease is directed to a target sequence by a gRNA, the effector domain may modify or affect the target sequence. In some embodiments, the effector domain may be chosen from a nucleic acid binding domain, a nuclease domain (*e.g.*, a non-Cas nuclease domain), an epigenetic modification domain, a transcriptional activation domain, or a transcriptional repressor domain. In some embodiments, the heterologous functional domain is a nuclease, such as a FokI nuclease. See, *e.g.*, US Pat. No. 9,023,649. In some embodiments, the heterologous functional domain is a transcriptional activator or repressor. See, *e.g.*, Qi et al., “Repurposing CRISPR as an RNA-guided platform for sequence-specific control of gene expression,” *Cell* 152:1173-83 (2013); Perez-Pinera et al., “RNA-guided gene activation by CRISPR-Cas9-based transcription factors,” *Nat. Methods* 10:973-6 (2013); Mali et al., “CAS9 transcriptional activators for target specificity screening and paired nickases for cooperative genome engineering,” *Nat. Biotechnol.* 31:833-8 (2013); Gilbert et al., “CRISPR-mediated modular RNA-guided regulation of transcription in eukaryotes,” *Cell* 154:442-51 (2013). As such, the RNA-guided DNA-binding agent essentially becomes a transcription factor that can be directed to bind a desired target sequence using a guide RNA.

### **B. Modified gRNAs and mRNAs**

[00325] In some embodiments, the gRNA is chemically modified. A gRNA comprising one or more modified nucleosides or nucleotides is called a “modified” gRNA or “chemically modified” gRNA, to describe the presence of one or more non-naturally and/or naturally occurring components or configurations that are used instead of or in addition to the canonical A, G, C, and U residues. In some embodiments, a modified gRNA is synthesized with a non-canonical nucleoside or nucleotide, is here called “modified.” Modified nucleosides and nucleotides can include one or more of: (i) alteration, *e.g.*, replacement, of one or both of the non-linking phosphate oxygens and/or of one or more of the linking phosphate oxygens in the phosphodiester backbone linkage (an exemplary backbone modification); (ii) alteration, *e.g.*, replacement, of a constituent of the ribose sugar, *e.g.*, of the 2' hydroxyl on the ribose sugar (an exemplary sugar modification); (iii) wholesale replacement of the phosphate moiety with “dephospho” linkers (an exemplary backbone

modification); (iv) modification or replacement of a naturally occurring nucleobase, including with a non-canonical nucleobase (an exemplary base modification); (v) replacement or modification of the ribose-phosphate backbone (an exemplary backbone modification); (vi) modification of the 3' end or 5' end of the oligonucleotide, *e.g.*, removal, modification or replacement of a terminal phosphate group or conjugation of a moiety, cap or linker (such 3' or 5' cap modifications may comprise a sugar and/or backbone modification); and (vii) modification or replacement of the sugar (an exemplary sugar modification).

[00326] As noted above, in some embodiments, a composition or formulation disclosed herein comprises an mRNA comprising an open reading frame (ORF) encoding an RNA-guided DNA binding agent, such as a Cas nuclease as described herein. In some embodiments, an mRNA comprising an ORF encoding an RNA-guided DNA binding agent, such as a Cas nuclease, is provided, used, or administered. In some embodiments, the ORF encoding an RNA-guided DNA nuclease is a “modified RNA-guided DNA binding agent ORF” or simply a “modified ORF,” which is used as shorthand to indicate that the ORF is modified in one or more of the following ways: (1) the modified ORF has a uridine content ranging from its minimum uridine content to 150% of the minimum uridine content; (2) the modified ORF has a uridine dinucleotide content ranging from its minimum uridine dinucleotide content to 150% of the minimum uridine dinucleotide content; (3) the modified ORF has at least 90% identity to any one of SEQ ID NOs: 201, 204, 210, 214, 215, 223, 224, 250, 252, 254, 265, or 266; (4) the modified ORF consists of a set of codons of which at least 75% of the codons are codons listed in the Table 3A of Minimal Uridine Codons; or (5) the modified ORF comprises at least one modified uridine. In some embodiments, the modified ORF is modified in at least two, three, or four of the foregoing ways. In some embodiments, the modified ORF comprises at least one modified uridine and is modified in at least one, two, three, or all of (1)-(4) above.

**Table 3A of Minimal Uridine Codons**

	Amino Acid	Minimal uridine codon
A	Alanine	GCA or GCC or GCG
G	Glycine	GGA or GGC or GGG
V	Valine	GUC or GUA or GUG
D	Aspartic acid	GAC
E	Glutamic acid	GAA or GAG
I	Isoleucine	AUC or AUA
T	Threonine	ACA or ACC or ACG
N	Asparagine	AAC
K	Lysine	AAG or AAA

S	Serine	AGC
R	Arginine	AGA or AGG
L	Leucine	CUG or CUA or CUC
P	Proline	CCG or CCA or CCC
H	Histidine	CAC
Q	Glutamine	CAG or CAA
F	Phenylalanine	UUC
Y	Tyrosine	UAC
C	Cysteine	UGC
W	Tryptophan	UGG
M	Methionine	AUG

[00327] In any of the foregoing embodiments, the modified ORF may consist of a set of codons of which at least 75%, 80%, 85%, 90%, 95%, 98%, 99%, or 100% of the codons are codons listed in Table 3A showing Minimal Uridine Codons.

[00328] In any of the foregoing embodiments, the modified ORF may comprise a sequence with at least 90%, 95%, 98%, 99%, or 100% identity to any one of SEQ ID NO: 201, 204, 210, 214, 215, 223, 224, 250, 252, 254, 265, or 266.

[00329] In any of the foregoing embodiments, the modified ORF may have a uridine content ranging from its minimum uridine content to 150%, 145%, 140%, 135%, 130%, 125%, 120%, 115%, 110%, 105%, 104%, 103%, 102%, or 101% of the minimum uridine content.

[00330] In any of the foregoing embodiments, the modified ORF may have a uridine dinucleotide content ranging from its minimum uridine dinucleotide content to 150%, 145%, 140%, 135%, 130%, 125%, 120%, 115%, 110%, 105%, 104%, 103%, 102%, or 101% of the minimum uridine dinucleotide content.

[00331] In any of the foregoing embodiments, the modified ORF may comprise a modified uridine at least at one, a plurality of, or all uridine positions. In some embodiments, the modified uridine is a uridine modified at the 5 position, e.g., with a halogen, methyl, or ethyl. In some embodiments, the modified uridine is a pseudouridine modified at the 1 position, e.g., with a halogen, methyl, or ethyl. The modified uridine can be, for example, pseudouridine, N1-methyl-pseudouridine, 5-methoxyuridine, 5-iodouridine, or a combination thereof. In some embodiments, the modified uridine is 5-methoxyuridine. In some embodiments, the modified uridine is 5-iodouridine. In some embodiments, the modified uridine is pseudouridine. In some embodiments, the modified uridine is N1-methyl-pseudouridine. In some embodiments, the modified uridine is a combination of pseudouridine and N1-methyl-pseudouridine. In some embodiments, the modified uridine is a combination

of pseudouridine and 5-methoxyuridine. In some embodiments, the modified uridine is a combination of N1-methyl pseudouridine and 5-methoxyuridine. In some embodiments, the modified uridine is a combination of 5-iodouridine and N1-methyl-pseudouridine. In some embodiments, the modified uridine is a combination of pseudouridine and 5-iodouridine. In some embodiments, the modified uridine is a combination of 5-iodouridine and 5-methoxyuridine.

[00332] In some embodiments, at least 10%, 15%, 20%, 25%, 30%, 35%, 40%, 45%, 50%, 55%, 60%, 65%, 70%, 75%, 80%, 85%, 90%, 95%, 98%, 99%, or 100% of the uridine positions in an mRNA according to the disclosure are modified uridines. In some embodiments, 10%-25%, 15-25%, 25-35%, 35-45%, 45-55%, 55-65%, 65-75%, 75-85%, 85-95%, or 90-100% of the uridine positions in an mRNA according to the disclosure are modified uridines, e.g., 5-methoxyuridine, 5-iodouridine, N1-methyl pseudouridine, pseudouridine, or a combination thereof. In some embodiments, 10%-25%, 15-25%, 25-35%, 35-45%, 45-55%, 55-65%, 65-75%, 75-85%, 85-95%, or 90-100% of the uridine positions in an mRNA according to the disclosure are 5-methoxyuridine. In some embodiments, 10%-25%, 15-25%, 25-35%, 35-45%, 45-55%, 55-65%, 65-75%, 75-85%, 85-95%, or 90-100% of the uridine positions in an mRNA according to the disclosure are pseudouridine. In some embodiments, 10%-25%, 15-25%, 25-35%, 35-45%, 45-55%, 55-65%, 65-75%, 75-85%, 85-95%, or 90-100% of the uridine positions in an mRNA according to the disclosure are N1-methyl pseudouridine. In some embodiments, 10%-25%, 15-25%, 25-35%, 35-45%, 45-55%, 55-65%, 65-75%, 75-85%, 85-95%, or 90-100% of the uridine positions in an mRNA according to the disclosure are 5-iodouridine. In some embodiments, 10%-25%, 15-25%, 25-35%, 35-45%, 45-55%, 55-65%, 65-75%, 75-85%, 85-95%, or 90-100% of the uridine positions in an mRNA according to the disclosure are 5-methoxyuridine, and the remainder are N1-methyl pseudouridine. In some embodiments, 10%-25%, 15-25%, 25-35%, 35-45%, 45-55%, 55-65%, 65-75%, 75-85%, 85-95%, or 90-100% of the uridine positions in an mRNA according to the disclosure are 5-iodouridine, and the remainder are N1-methyl pseudouridine.

[00333] In some embodiments, the mRNA comprises at least one UTR from an expressed mammalian mRNA, such as a constitutively expressed mRNA. An mRNA is considered constitutively expressed in a mammal if it is continually transcribed in at least one tissue of a healthy adult mammal. In some embodiments, the mRNA comprises a 5' UTR, 3' UTR, or 5' and 3' UTRs from an expressed mammalian RNA, such as a constitutively expressed mammalian mRNA. Actin mRNA is an example of a constitutively expressed mRNA.

[00334] In some embodiments, the mRNA comprises at least one UTR from Hydroxysteroid 17-Beta Dehydrogenase 4 (HSD17B4 or HSD), e.g., a 5' UTR from HSD. In some embodiments, the mRNA comprises at least one UTR from a globin mRNA, for example, human alpha globin (HBA) mRNA, human beta globin (HBB) mRNA, or *Xenopus laevis* beta globin (XBG) mRNA. In some embodiments, the mRNA comprises a 5' UTR, 3' UTR, or 5' and 3' UTRs from a globin mRNA, such as HBA, HBB, or XBG. In some embodiments, the mRNA comprises a 5' UTR from bovine growth hormone, cytomegalovirus (CMV), mouse Hba-a1, HSD, an albumin gene, HBA, HBB, or XBG. In some embodiments, the mRNA comprises a 3' UTR from bovine growth hormone, cytomegalovirus, mouse Hba-a1, HSD, an albumin gene, HBA, HBB, or XBG. In some embodiments, the mRNA comprises 5' and 3' UTRs from bovine growth hormone, cytomegalovirus, mouse Hba-a1, HSD, an albumin gene, HBA, HBB, XBG, heat shock protein 90 (Hsp90), glyceraldehyde 3-phosphate dehydrogenase (GAPDH), beta-actin, alpha-tubulin, tumor protein (p53), or epidermal growth factor receptor (EGFR).

[00335] In some embodiments, the mRNA comprises 5' and 3' UTRs that are from the same source, e.g., a constitutively expressed mRNA such as actin, albumin, or a globin such as HBA, HBB, or XBG.

[00336] In some embodiments, the mRNA does not comprise a 5' UTR, e.g., there are no additional nucleotides between the 5' cap and the start codon. In some embodiments, the mRNA comprises a Kozak sequence (described below) between the 5' cap and the start codon, but does not have any additional 5' UTR. In some embodiments, the mRNA does not comprise a 3' UTR, e.g., there are no additional nucleotides between the stop codon and the poly-A tail.

[00337] In some embodiments, the mRNA comprises a Kozak sequence. The Kozak sequence can affect translation initiation and the overall yield of a polypeptide translated from an mRNA. A Kozak sequence includes a methionine codon that can function as the start codon. A minimal Kozak sequence is NNNRUGN wherein at least one of the following is true: the first N is A or G and the second N is G. In the context of a nucleotide sequence, R means a purine (A or G). In some embodiments, the Kozak sequence is RNNRUGN, NNNRUGG, RNNRUGG, RNNAUGN, NNNAUGG, or RNNAUGG. In some embodiments, the Kozak sequence is rccRUGg with zero mismatches or with up to one or two mismatches to positions in lowercase. In some embodiments, the Kozak sequence is rccAUGg with zero mismatches or with up to one or two mismatches to positions in lowercase. In some embodiments, the Kozak sequence is gccRccAUGG (SEQ ID NO: 277)



with zero mismatches or with up to one, two, or three mismatches to positions in lowercase. In some embodiments, the Kozak sequence is gccAccAUG with zero mismatches or with up to one, two, three, or four mismatches to positions in lowercase. In some embodiments, the Kozak sequence is GCCACCAUG. In some embodiments, the Kozak sequence is gccgccRccAUGG (SEQ ID NO: 278) with zero mismatches or with up to one, two, three, or four mismatches to positions in lowercase.

[00338] In some embodiments, the mRNA comprising an ORF encoding an RNA-guided DNA binding agent comprises a sequence having at least 90% identity to SEQ ID NO: 1, optionally wherein the ORF of SEQ ID NO: 1 (i.e., SEQ ID NO: 204) is substituted with an alternative ORF of any one of SEQ ID NO: 210, 214, 215, 223, 224, 250, 252, 254, 265, or 266.

[00339] In some embodiments, the mRNA comprising an ORF encoding an RNA-guided DNA binding agent comprises a sequence having at least 90% identity to SEQ ID NO: 244, optionally wherein the ORF of SEQ ID NO: 244 (i.e., SEQ ID NO: 204) is substituted with an alternative ORF of any one of SEQ ID NO: 210, 214, 215, 223, 224, 250, 252, 254, 265, or 266.

[00340] In some embodiments, the mRNA comprising an ORF encoding an RNA-guided DNA binding agent comprises a sequence having at least 90% identity to SEQ ID NO: 256, optionally wherein the ORF of SEQ ID NO: 256 (i.e., SEQ ID NO: 204) is substituted with an alternative ORF of any one of SEQ ID NO: 210, 214, 215, 223, 224, 250, 252, 254, 265, or 266.

[00341] In some embodiments, the mRNA comprising an ORF encoding an RNA-guided DNA binding agent comprises a sequence having at least 90% identity to SEQ ID NO: 257, optionally wherein the ORF of SEQ ID NO: 257 (i.e., SEQ ID NO: 204) is substituted with an alternative ORF of any one of SEQ ID NO: 210, 214, 215, 223, 224, 250, 252, 254, 265, or 266.

[00342] In some embodiments, the mRNA comprising an ORF encoding an RNA-guided DNA binding agent comprises a sequence having at least 90% identity to SEQ ID NO: 257, optionally wherein the ORF of SEQ ID NO: 258 (i.e., SEQ ID NO: 204) is substituted with an alternative ORF of any one of SEQ ID NO: 210, 214, 215, 223, 224, 250, 252, 254, 265, or 266.

[00343] In some embodiments, the mRNA comprising an ORF encoding an RNA-guided DNA binding agent comprises a sequence having at least 90% identity to SEQ ID NO: 259, optionally wherein the ORF of SEQ ID NO: 259 (i.e., SEQ ID NO: 204) is substituted with

an alternative ORF of any one of SEQ ID NO: 210, 214, 215, 223, 224, 250, 252, 254, 265, or 266.

[00344] In some embodiments, the mRNA comprising an ORF encoding an RNA-guided DNA binding agent comprises a sequence having at least 90% identity to SEQ ID NO: 260, optionally wherein the ORF of SEQ ID NO: 260 (i.e., SEQ ID NO: 204) is substituted with an alternative ORF of any one of SEQ ID NO: 210, 214, 215, 223, 224, 250, 252, 254, 265, or 266.

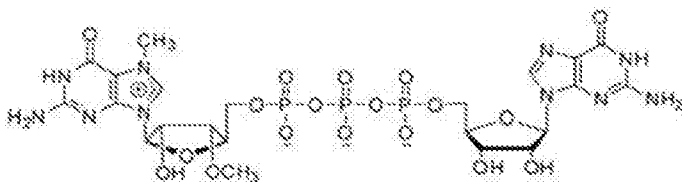
[00345] In some embodiments, the mRNA comprising an ORF encoding an RNA-guided DNA binding agent comprises a sequence having at least 90% identity to SEQ ID NO: 261, optionally wherein the ORF of SEQ ID NO: 261 (i.e., SEQ ID NO: 204) is substituted with an alternative ORF of any one of SEQ ID NO: 210, 214, 215, 223, 224, 250, 252, 254, 265, or 266.

[00346] In some embodiments, the degree of identity to the optionally substituted sequences of SEQ ID NOs 243, 244, or 256-261 is 95%. In some embodiments, the degree of identity to the optionally substituted sequences of SEQ ID NOs 243, 244, or 256-261 is 98%. In some embodiments, the degree of identity to the optionally substituted sequences of SEQ ID NOs 243, 244, or 256-261 is 99%. In some embodiments, the degree of identity to the optionally substituted sequences of SEQ ID NOs 243, 244, or 256-261 is 100%.

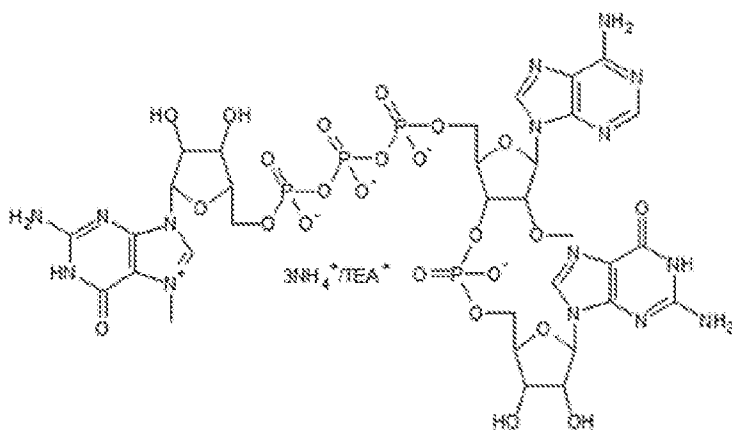
[00347] In some embodiments, an mRNA disclosed herein comprises a 5' cap, such as a Cap0, Cap1, or Cap2. A 5' cap is generally a 7-methylguanine ribonucleotide (which may be further modified, as discussed below e.g. with respect to ARCA) linked through a 5'-triphosphate to the 5' position of the first nucleotide of the 5'-to-3' chain of the mRNA, i.e., the first cap-proximal nucleotide. In Cap0, the riboses of the first and second cap-proximal nucleotides of the mRNA both comprise a 2'-hydroxyl. In Cap1, the riboses of the first and second transcribed nucleotides of the mRNA comprise a 2'-methoxy and a 2'-hydroxyl, respectively. In Cap2, the riboses of the first and second cap-proximal nucleotides of the mRNA both comprise a 2'-methoxy. See, e.g., Katibah et al. (2014) *Proc Natl Acad Sci USA* 111(33):12025-30; Abbas et al. (2017) *Proc Natl Acad Sci USA* 114(11):E2106-E2115. Most endogenous higher eukaryotic mRNAs, including mammalian mRNAs such as human mRNAs, comprise Cap1 or Cap2. Cap0 and other cap structures differing from Cap1 and Cap2 may be immunogenic in mammals, such as humans, due to recognition as "non-self" by components of the innate immune system such as IFIT-1 and IFIT-5, which can result in elevated cytokine levels including type I interferon. Components of the innate immune

system such as IFIT-1 and IFIT-5 may also compete with eIF4E for binding of an mRNA with a cap other than Cap1 or Cap2, potentially inhibiting translation of the mRNA.

[00348] A cap can be included co-transcriptionally. For example, ARCA (anti-reverse cap analog; Thermo Fisher Scientific Cat. No. AM8045) is a cap analog comprising a 7-methylguanine 3'-methoxy-5'-triphosphate linked to the 5' position of a guanine ribonucleotide which can be incorporated in vitro into a transcript at initiation. ARCA results in a Cap0 cap in which the 2' position of the first cap-proximal nucleotide is hydroxyl. See, e.g., Stepinski et al., (2001) "Synthesis and properties of mRNAs containing the novel 'anti-reverse' cap analogs 7-methyl(3'-O-methyl)GpppG and 7-methyl(3'-deoxy)GpppG," *RNA* 7: 1486–1495. The ARCA structure is shown below.



[00349] CleanCap™ AG (m7G(5')ppp(5')(2'OMeA)pG; TriLink Biotechnologies Cat. No. N-7113) or CleanCap™ GG (m7G(5')ppp(5')(2'OMeG)pG; TriLink Biotechnologies Cat. No. N-7133) can be used to provide a Cap1 structure co-transcriptionally. 3'-O-methylated versions of CleanCap™ AG and CleanCap™ GG are also available from TriLink Biotechnologies as Cat. Nos. N-7413 and N-7433, respectively. The CleanCap™ AG structure is shown below.



[0001] Alternatively, a cap can be added to an RNA post-transcriptionally. For example, Vaccinia capping enzyme is commercially available (New England Biolabs Cat. No. M2080S) and has RNA triphosphatase and guanylyltransferase activities, provided by its D1 subunit, and guanine methyltransferase, provided by its D12 subunit. As such, it can add a 7-methylguanine to an RNA, so as to give Cap0, in the presence of S-adenosyl methionine and

GTP. See, e.g., Guo, P. and Moss, B. (1990) *Proc. Natl. Acad. Sci. USA* 87, 4023-4027; Mao, X. and Shuman, S. (1994) *J. Biol. Chem.* 269, 24472-24479. For additional discussion of caps and capping approaches, see, e.g., WO2017/053297 and Ishikawa et al., *Nucl. Acids. Symp. Ser.* (2009) No. 53, 129-130.

[0002] In some embodiments, the mRNA further comprises a poly-adenylated (poly-A) tail. In some embodiments, the poly-A tail comprises at least 20, 30, 40, 50, 60, 70, 80, 90, or 100 adenines, optionally up to 300 adenines. In some embodiments, the poly-A tail comprises 95, 96, 97, 98, 99, or 100 adenine nucleotides. In some instances, the poly-A tail is “interrupted” with one or more non-adenine nucleotide “anchors” at one or more locations within the poly-A tail. The poly-A tails may comprise at least 8 consecutive adenine nucleotides, but also comprise one or more non-adenine nucleotide. As used herein, “non-adenine nucleotides” refer to any natural or non-natural nucleotides that do not comprise adenine. Guanine, thymine, and cytosine nucleotides are exemplary non-adenine nucleotides. Thus, the poly-A tails on the mRNA described herein may comprise consecutive adenine nucleotides located 3’ to nucleotides encoding an RNA-guided DNA binding agent or a sequence of interest. In some instances, the poly-A tails on mRNA comprise non-consecutive adenine nucleotides located 3’ to nucleotides encoding an RNA-guided DNA binding agent or a sequence of interest, wherein non-adenine nucleotides interrupt the adenine nucleotides at regular or irregularly spaced intervals.

[0003] In some embodiments, the one or more non-adenine nucleotides are positioned to interrupt the consecutive adenine nucleotides so that a poly(A) binding protein can bind to a stretch of consecutive adenine nucleotides. In some embodiments, one or more non-adenine nucleotide(s) is located after at least 8, 9, 10, 11, or 12 consecutive adenine nucleotides. In some embodiments, the one or more non-adenine nucleotide is located after at least 8-50 consecutive adenine nucleotides. In some embodiments, the one or more non-adenine nucleotide is located after at least 8-100 consecutive adenine nucleotides. In some embodiments, the non-adenine nucleotide is after one, two, three, four, five, six, or seven adenine nucleotides and is followed by at least 8 consecutive adenine nucleotides.

[0004] The poly-A tail may comprise one sequence of consecutive adenine nucleotides followed by one or more non-adenine nucleotides, optionally followed by additional adenine nucleotides.

[0005] In some embodiments, the poly-A tail comprises or contains one non-adenine nucleotide or one consecutive stretch of 2-10 non-adenine nucleotides. In some embodiments, the non-adenine nucleotide(s) is located after at least 8, 9, 10, 11, or 12 consecutive adenine

nucleotides. In some instances, the one or more non-adenine nucleotides are located after at least 8-50 consecutive adenine nucleotides. In some embodiments, the one or more non-adenine nucleotides are located after at least 8, 9, 10, 11, 12, 13, 14, 15, 16, 17, 18, 19, 20, 21, 22, 23, 24, 25, 26, 27, 28, 29, 30, 31, 32, 33, 34, 35, 36, 37, 38, 39, 40, 41, 42, 43, 44, 45, 46, 47, 48, 49, or 50 consecutive adenine nucleotides.

[0006] In some embodiments, the non-adenine nucleotide is guanine, cytosine, or thymine. In some instances, the non-adenine nucleotide is a guanine nucleotide. In some embodiments, the non-adenine nucleotide is a cytosine nucleotide. In some embodiments, the non-adenine nucleotide is a thymine nucleotide. In some instances, where more than one non-adenine nucleotide is present, the non-adenine nucleotide may be selected from: a) guanine and thymine nucleotides; b) guanine and cytosine nucleotides; c) thymine and cytosine nucleotides; or d) guanine, thymine and cytosine nucleotides. An exemplary poly-A tail comprising non-adenine nucleotides is provided as SEQ ID NO: 4.

[0007] In some embodiments, the mRNA further comprises a poly-adenylated (poly-A) tail. In some instances, the poly-A tail is “interrupted” with one or more non-adenine nucleotide “anchors” at one or more locations within the poly-A tail. The poly-A tails may comprise at least 8 consecutive adenine nucleotides, but also comprise one or more non-adenine nucleotide. As used herein, “non-adenine nucleotides” refer to any natural or non-natural nucleotides that do not comprise adenine. Guanine, thymine, and cytosine nucleotides are exemplary non-adenine nucleotides. Thus, the poly-A tails on the mRNA described herein may comprise consecutive adenine nucleotides located 3' to nucleotides encoding an RNA-guided DNA-binding agent or a sequence of interest. In some instances, the poly-A tails on mRNA comprise non-consecutive adenine nucleotides located 3' to nucleotides encoding an RNA-guided DNA-binding agent or a sequence of interest, wherein non-adenine nucleotides interrupt the adenine nucleotides at regular or irregularly spaced intervals.

[0008] In some embodiments, the one or more non-adenine nucleotides are positioned to interrupt the consecutive adenine nucleotides so that a poly(A) binding protein can bind to a stretch of consecutive adenine nucleotides. In some embodiments, one or more non-adenine nucleotide(s) is located after at least 8, 9, 10, 11, or 12 consecutive adenine nucleotides. In some embodiments, the one or more non-adenine nucleotide is located after at least 8-50 consecutive adenine nucleotides. In some embodiments, the one or more non-adenine nucleotide is located after at least 8-100 consecutive adenine nucleotides. In some embodiments, the non-adenine nucleotide is after one, two, three, four, five, six, or seven adenine nucleotides and is followed by at least 8 consecutive adenine nucleotides.

[0009] The poly-A tail of the present invention may comprise one sequence of consecutive adenine nucleotides followed by one or more non-adenine nucleotides, optionally followed by additional adenine nucleotides.

[0010] In some embodiments, the poly-A tail comprises or contains one non-adenine nucleotide or one consecutive stretch of 2-10 non-adenine nucleotides. In some embodiments, the non-adenine nucleotide(s) is located after at least 8, 9, 10, 11, or 12 consecutive adenine nucleotides. In some instances, the one or more non-adenine nucleotides are located after at least 8-50 consecutive adenine nucleotides. In some embodiments, the one or more non-adenine nucleotides are located after at least 8, 9, 10, 11, 12, 13, 14, 15, 16, 17, 18, 19, 20, 21, 22, 23, 24, 25, 26, 27, 28, 29, 30, 31, 32, 33, 34, 35, 36, 37, 38, 39, 40, 41, 42, 43, 44, 45, 46, 47, 48, 49, or 50 consecutive adenine nucleotides.

[0011] In some embodiments, the non-adenine nucleotide is guanine, cytosine, or thymine. In some instances, the non-adenine nucleotide is a guanine nucleotide. In some embodiments, the non-adenine nucleotide is a cytosine nucleotide. In some embodiments, the non-adenine nucleotide is a thymine nucleotide. In some instances, where more than one non-adenine nucleotide is present, the non-adenine nucleotide may be selected from: a) guanine and thymine nucleotides; b) guanine and cytosine nucleotides; c) thymine and cytosine nucleotides; or d) guanine, thymine and cytosine nucleotides. An exemplary poly-A tail comprising non-adenine nucleotides is provided as SEQ ID NO: 4:

```
AAAAAAAAAAAAAAAAAAAAAAAAAAAAAAAAAGCGAAAAAAAAAAAAAAAAAAAAAAAA
AAAAAAAAAACCGAAAAAAAAAAAAAAAAAAAAAAAAAAAAAAAAAAAAAAAAAAAA
A.
```

[0012] Chemical modifications such as those listed above can be combined to provide modified gRNAs and/or mRNAs comprising nucleosides and nucleotides (collectively “residues”) that can have two, three, four, or more modifications. For example, a modified residue can have a modified sugar and a modified nucleobase. In some embodiments, every base of a gRNA is modified, *e.g.*, all bases have a modified phosphate group, such as a phosphorothioate group. In certain embodiments, all, or substantially all, of the phosphate groups of an gRNA molecule are replaced with phosphorothioate groups. In some embodiments, modified gRNAs comprise at least one modified residue at or near the 5' end of the RNA. In some embodiments, modified gRNAs comprise at least one modified residue at or near the 3' end of the RNA.

[0013] In some embodiments, the gRNA comprises one, two, three or more modified residues. In some embodiments, at least 5% (*e.g.*, at least 5%, at least 10%, at least 15%, at least 20%, at least 25%, at least 30%, at least 35%, at least 40%, at least 45%, at least 50%, at least 55%, at least 60%, at least 65%, at least 70%, at least 75%, at least 80%, at least 85%, at least 90%, at least 95%, or 100%) of the positions in a modified gRNA are modified nucleosides or nucleotides.

[0014] Unmodified nucleic acids can be prone to degradation by, *e.g.*, intracellular nucleases or those found in serum. For example, nucleases can hydrolyze nucleic acid phosphodiester bonds. Accordingly, in one aspect the gRNAs described herein can contain one or more modified nucleosides or nucleotides, *e.g.*, to introduce stability toward intracellular or serum-based nucleases. In some embodiments, the modified gRNA molecules described herein can exhibit a reduced innate immune response when introduced into a population of cells, both *in vivo* and *ex vivo*. The term “innate immune response” includes a cellular response to exogenous nucleic acids, including single stranded nucleic acids, which involves the induction of cytokine expression and release, particularly the interferons, and cell death.

[0015] In some embodiments of a backbone modification, the phosphate group of a modified residue can be modified by replacing one or more of the oxygens with a different substituent. Further, the modified residue, *e.g.*, modified residue present in a modified nucleic acid, can include the wholesale replacement of an unmodified phosphate moiety with a modified phosphate group as described herein. In some embodiments, the backbone modification of the phosphate backbone can include alterations that result in either an uncharged linker or a charged linker with unsymmetrical charge distribution.

[0016] Examples of modified phosphate groups include, phosphorothioate, phosphoroselenates, borano phosphates, borano phosphate esters, hydrogen phosphonates, phosphoroamidates, alkyl or aryl phosphonates and phosphotriesters. The phosphorous atom in an unmodified phosphate group is achiral. However, replacement of one of the non-bridging oxygens with one of the above atoms or groups of atoms can render the phosphorous atom chiral. The stereogenic phosphorous atom can possess either the “R” configuration (herein Rp) or the “S” configuration (herein Sp). The backbone can also be modified by replacement of a bridging oxygen, (*i.e.*, the oxygen that links the phosphate to the nucleoside), with nitrogen (bridged phosphoroamidates), sulfur (bridged phosphorothioates)

and carbon (bridged methylenephosphonates). The replacement can occur at either linking oxygen or at both of the linking oxygens.

[0017] The phosphate group can be replaced by non-phosphorus containing connectors in certain backbone modifications. In some embodiments, the charged phosphate group can be replaced by a neutral moiety. Examples of moieties which can replace the phosphate group can include, without limitation, *e.g.*, methyl phosphonate, hydroxylamino, siloxane, carbonate, carboxymethyl, carbamate, amide, thioether, ethylene oxide linker, sulfonate, sulfonamide, thioformacetal, formacetal, oxime, methyleneimino, methylenemethylimino, methylenehydrazo, methylenedimethylhydrazo and methyleneoxymethylimino.

[0018] Scaffolds that can mimic nucleic acids can also be constructed wherein the phosphate linker and ribose sugar are replaced by nuclease resistant nucleoside or nucleotide surrogates. Such modifications may comprise backbone and sugar modifications. In some embodiments, the nucleobases can be tethered by a surrogate backbone. Examples can include, without limitation, the morpholino, cyclobutyl, pyrrolidine and peptide nucleic acid (PNA) nucleoside surrogates.

[0019] The modified nucleosides and modified nucleotides can include one or more modifications to the sugar group, *i.e.* at sugar modification. For example, the 2' hydroxyl group (OH) can be modified, *e.g.* replaced with a number of different “oxy” or “deoxy” substituents. In some embodiments, modifications to the 2' hydroxyl group can enhance the stability of the nucleic acid since the hydroxyl can no longer be deprotonated to form a 2'-alkoxide ion.

[0020] Examples of 2' hydroxyl group modifications can include alkoxy or aryloxy (OR, wherein “R” can be, *e.g.*, alkyl, cycloalkyl, aryl, aralkyl, heteroaryl or a sugar); polyethyleneglycols (PEG),  $O(CH_2CH_2O)_nCH_2CH_2OR$  wherein R can be, *e.g.*, H or optionally substituted alkyl, and n can be an integer from 0 to 20 (*e.g.*, from 0 to 4, from 0 to 8, from 0 to 10, from 0 to 16, from 1 to 4, from 1 to 8, from 1 to 10, from 1 to 16, from 1 to 20, from 2 to 4, from 2 to 8, from 2 to 10, from 2 to 16, from 2 to 20, from 4 to 8, from 4 to 10, from 4 to 16, and from 4 to 20). In some embodiments, the 2' hydroxyl group modification can be 2'-O-Me. In some embodiments, the 2' hydroxyl group modification can be a 2'-fluoro modification, which replaces the 2' hydroxyl group with a fluoride. In some embodiments, the 2' hydroxyl group modification can include “locked” nucleic acids (LNA) in which the 2' hydroxyl can be connected, *e.g.*, by a C<sub>1-6</sub> alkylene or C<sub>1-6</sub> heteroalkylene bridge, to the 4' carbon of the same ribose sugar, where exemplary bridges can include



methylene, propylene, ether, or amino bridges; O-amino (wherein amino can be, *e.g.*, NH<sub>2</sub>; alkylamino, dialkylamino, heterocyclyl, arylamino, diarylamino, heteroarylamino, or diheteroarylamino, ethylenediamine, or polyamino) and aminoalkoxy, O(CH<sub>2</sub>)<sub>n</sub>-amino, (wherein amino can be, *e.g.*, NH<sub>2</sub>; alkylamino, dialkylamino, heterocyclyl, arylamino, diarylamino, heteroarylamino, or diheteroarylamino, ethylenediamine, or polyamino). In some embodiments, the 2' hydroxyl group modification can include "unlocked" nucleic acids (UNA) in which the ribose ring lacks the C2'-C3' bond. In some embodiments, the 2' hydroxyl group modification can include the methoxyethyl group (MOE), (OCH<sub>2</sub>CH<sub>2</sub>OCH<sub>3</sub>, *e.g.*, a PEG derivative).

[0021] "Deoxy" 2' modifications can include hydrogen (*i.e.* deoxyribose sugars, *e.g.*, at the overhang portions of partially dsRNA); halo (*e.g.*, bromo, chloro, fluoro, or iodo); amino (wherein amino can be, *e.g.*, NH<sub>2</sub>; alkylamino, dialkylamino, heterocyclyl, arylamino, diarylamino, heteroarylamino, diheteroarylamino, or amino acid);

NH(CH<sub>2</sub>CH<sub>2</sub>NH)<sub>n</sub>CH<sub>2</sub>CH<sub>2</sub>- amino (wherein amino can be, *e.g.*, as described herein), -NHC(O)R (wherein R can be, *e.g.*, alkyl, cycloalkyl, aryl, aralkyl, heteroaryl or sugar), cyano; mercapto; alkyl-thio-alkyl; thioalkoxy; and alkyl, cycloalkyl, aryl, alkenyl and alkynyl, which may be optionally substituted with *e.g.*, an amino as described herein.

[0022] The sugar modification can comprise a sugar group which may also contain one or more carbons that possess the opposite stereochemical configuration than that of the corresponding carbon in ribose. Thus, a modified nucleic acid can include nucleotides containing *e.g.*, arabinose, as the sugar. The modified nucleic acids can also include abasic sugars. These abasic sugars can also be further modified at one or more of the constituent sugar atoms. The modified nucleic acids can also include one or more sugars that are in the L form, *e.g.* L- nucleosides.

[0023] The modified nucleosides and modified nucleotides described herein, which can be incorporated into a modified nucleic acid, can include a modified base, also called a nucleobase. Examples of nucleobases include, but are not limited to, adenine (A), guanine (G), cytosine (C), and uracil (U). These nucleobases can be modified or wholly replaced to provide modified residues that can be incorporated into modified nucleic acids. The nucleobase of the nucleotide can be independently selected from a purine, a pyrimidine, a purine analog, or pyrimidine analog. In some embodiments, the nucleobase can include, for example, naturally-occurring and synthetic derivatives of a base.

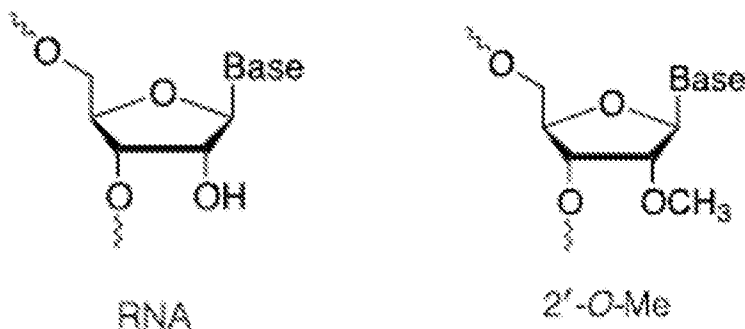
[0024] In embodiments employing a dual guide RNA, each of the crRNA and the tracrRNA can contain modifications. Such modifications may be at one or both ends of the crRNA and/or tracrRNA. In embodiments comprising an sgRNA, one or more residues at one or both ends of the sgRNA may be chemically modified, or the entire sgRNA may be chemically modified. Certain embodiments comprise a 5' end modification. Certain embodiments comprise a 3' end modification. In certain embodiments, one or more or all of the nucleotides in single stranded overhang of a guide RNA molecule are deoxynucleotides.

[0025] In some embodiments, the guide RNAs disclosed herein comprise one of the modification patterns disclosed in US 62/431,756, filed December 8, 2016, titled "Chemically Modified Guide RNAs," the contents of which are hereby incorporated by reference in their entirety.

[0026] In some embodiments, the invention comprises a gRNA comprising one or more modifications. In some embodiments, the modification comprises a 2'-O-methyl (2'-O-Me) modified nucleotide. In some embodiments, the modification comprises a phosphorothioate (PS) bond between nucleotides.

[0027] The terms "mA," "mC," "mU," or "mG" may be used to denote a nucleotide that has been modified with 2'-O-Me.

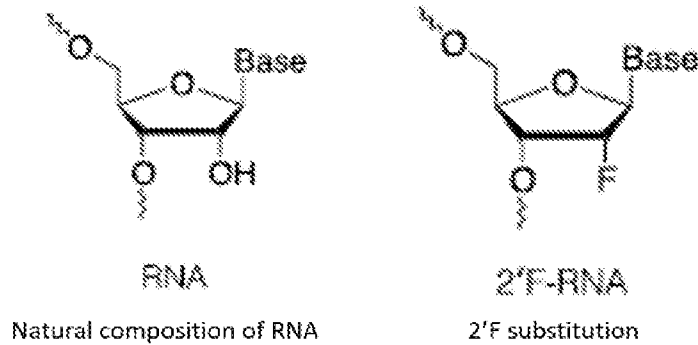
[0028] Modification of 2'-O-methyl can be depicted as follows:



[0029] Another chemical modification that has been shown to influence nucleotide sugar rings is halogen substitution. For example, 2'-fluoro (2'-F) substitution on nucleotide sugar rings can increase oligonucleotide binding affinity and nuclease stability.

[0030] In this application, the terms "fA," "fC," "fU," or "fG" may be used to denote a nucleotide that has been substituted with 2'-F.

[0031] Substitution of 2'-F can be depicted as follows:

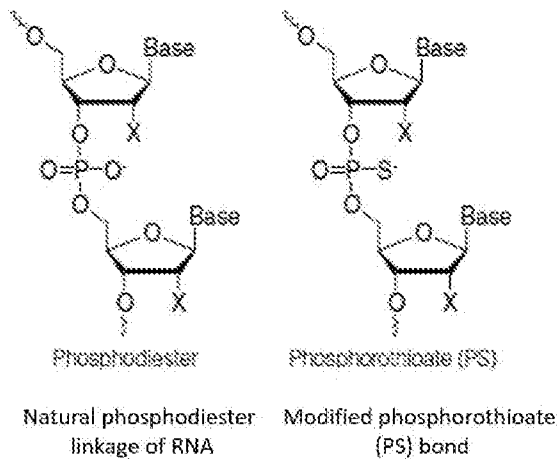


[0032] Phosphorothioate (PS) linkage or bond refers to a bond where a sulfur is substituted for one nonbridging phosphate oxygen in a phosphodiester linkage, for example in the bonds between nucleotides bases. When phosphorothioates are used to generate oligonucleotides, the modified oligonucleotides may also be referred to as S-oligos.

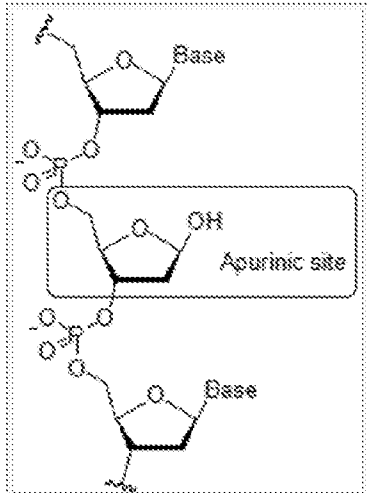
[0033] A “\*” may be used to depict a PS modification. In this application, the terms A\*, C\*, U\*, or G\* may be used to denote a nucleotide that is linked to the next (e.g., 3’) nucleotide with a PS bond.

[0034] In this application, the terms “mA\*,” “mC\*,” “mU\*,” or “mG\*” may be used to denote a nucleotide that has been substituted with 2’-O-Me and that is linked to the next (e.g., 3’) nucleotide with a PS bond.

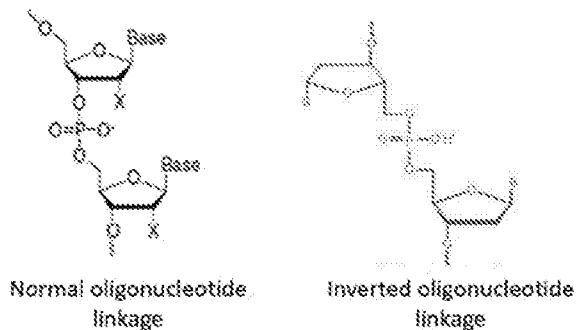
[0035] The diagram below shows the substitution of S- into a nonbridging phosphate oxygen, generating a PS bond in lieu of a phosphodiester bond:



[0036] Abasic nucleotides refer to those which lack nitrogenous bases. The figure below depicts an oligonucleotide with an abasic (also known as apurinic) site that lacks a base:



[0037] Inverted bases refer to those with linkages that are inverted from the normal 5' to 3' linkage (i.e., either a 5' to 5' linkage or a 3' to 3' linkage). For example:



[0038] An abasic nucleotide can be attached with an inverted linkage. For example, an abasic nucleotide may be attached to the terminal 5' nucleotide via a 5' to 5' linkage, or an abasic nucleotide may be attached to the terminal 3' nucleotide via a 3' to 3' linkage. An inverted abasic nucleotide at either the terminal 5' or 3' nucleotide may also be called an inverted abasic end cap.

[0039] In some embodiments, one or more of the first three, four, or five nucleotides at the 5' terminus, and one or more of the last three, four, or five nucleotides at the 3' terminus are modified. In some embodiments, the modification is a 2'-O-Me, 2'-F, inverted abasic nucleotide, PS bond, or other nucleotide modification well known in the art to increase stability and/or performance.

[0040] In some embodiments, the first four nucleotides at the 5' terminus, and the last four nucleotides at the 3' terminus are linked with phosphorothioate (PS) bonds.

[0041] In some embodiments, the first three nucleotides at the 5' terminus, and the last three nucleotides at the 3' terminus comprise a 2'-O-methyl (2'-O-Me) modified nucleotide. In some embodiments, the first three nucleotides at the 5' terminus, and the last three nucleotides at the 3' terminus comprise a 2'-fluoro (2'-F) modified nucleotide. In some embodiments, the first three nucleotides at the 5' terminus, and the last three nucleotides at the 3' terminus comprise an inverted abasic nucleotide.

[0042] In some embodiments, the guide RNA comprises a modified sgRNA. In some embodiments, the sgRNA comprises the modification pattern shown in SEQ ID No: 3, where N is any natural or non-natural nucleotide, and where the totality of the N's comprise a guide sequence that directs a nuclease to a target sequence.

[0043] In some embodiments, the guide RNA comprises a sgRNA shown in any one of SEQ ID No: 87-124. In some embodiments, the guide RNA comprises a sgRNA comprising any one of the guide sequences of SEQ ID No: 5-82 and the nucleotides of SEQ ID No: 125, wherein the nucleotides of SEQ ID No: 125 are on the 3' end of the guide sequence, and wherein the guide sequence may be modified as shown in SEQ ID No: 3.

### C. Ribonucleoprotein complex

[0044] In some embodiments, a composition is encompassed comprising one or more gRNAs comprising one or more guide sequences from Table 1 or one or more sgRNAs from Table 2 and an RNA-guided DNA binding agent, e.g., a nuclease, such as a Cas nuclease, such as Cas9. In some embodiments, the encoded RNA-guided DNA-binding agent has cleavase activity, which can also be referred to as double-strand endonuclease activity. In some embodiments, the RNA-guided DNA-binding agent comprises a Cas nuclease. Examples of Cas9 nucleases include those of the type II CRISPR systems of *S. pyogenes*, *S. aureus*, and other prokaryotes (see, e.g., the list in the next paragraph), and modified (e.g., engineered or mutant) versions thereof. See, e.g., US2016/0312198 A1; US 2016/0312199 A1. Other examples of Cas nucleases include a Csm or Cmr complex of a type III CRISPR system or the Cas10, Csm1, or Cmr2 subunit thereof; and a Cascade complex of a type I CRISPR system, or the Cas3 subunit thereof. In some embodiments, the Cas nuclease may be from a Type-IIA, Type-IIB, or Type-IIC system. For discussion of various CRISPR systems and Cas nucleases see, e.g., Makarova et al., NAT. REV. MICROBIOL. 9:467-477 (2011);

Makarova et al., NAT. REV. MICROBIOL, 13: 722-36 (2015); Shmakov et al., MOLECULAR CELL, 60:385-397 (2015).

[0045] Non-limiting exemplary species that the Cas nuclease can be derived from include *Streptococcus pyogenes*, *Streptococcus thermophilus*, *Streptococcus sp.*, *Staphylococcus aureus*, *Listeria innocua*, *Lactobacillus gasseri*, *Francisella novicida*, *Wolinella succinogenes*, *Sutterella wadsworthensis*, *Gammaproteobacterium*, *Neisseria meningitidis*, *Campylobacter jejuni*, *Pasteurella multocida*, *Fibrobacter succinogene*, *Rhodospirillum rubrum*, *Nocardiosis dassonvillei*, *Streptomyces pristinaespiralis*, *Streptomyces viridochromogenes*, *Streptomyces viridochromogenes*, *Streptosporangium roseum*, *Streptosporangium roseum*, *Alicyclobacillus acidocaldarius*, *Bacillus pseudomycoides*, *Bacillus selenitireducens*, *Exiguobacterium sibiricum*, *Lactobacillus delbrueckii*, *Lactobacillus salivarius*, *Lactobacillus buchneri*, *Treponema denticola*, *Microscilla marina*, *Burkholderiales bacterium*, *Polaromonas naphthalenivorans*, *Polaromonas sp.*, *Crocospaera watsonii*, *Cyanothece sp.*, *Microcystis aeruginosa*, *Synechococcus sp.*, *Acetohalobium arabaticum*, *Ammonifex degensii*, *Caldicelulosiruptor becscii*, *Candidatus Desulforudis*, *Clostridium botulinum*, *Clostridium difficile*, *Fingoldia magna*, *Natranaerobius thermophilus*, *Pelotomaculum thermopropionicum*, *Acidithiobacillus caldus*, *Acidithiobacillus ferrooxidans*, *Allochromatium vinosum*, *Marinobacter sp.*, *Nitrosococcus halophilus*, *Nitrosococcus watsoni*, *Pseudoalteromonas haloplanktis*, *Ktedonobacter racemifer*, *Methanohalobium evestigatum*, *Anabaena variabilis*, *Nodularia spumigena*, *Nostoc sp.*, *Arthrospira maxima*, *Arthrospira platensis*, *Arthrospira sp.*, *Lyngbya sp.*, *Microcoleus chthonoplastes*, *Oscillatoria sp.*, *Petrogona mobilis*, *Thermosiphon africanus*, *Streptococcus pasteurianus*, *Neisseria cinerea*, *Campylobacter lari*, *Parvibaculum lavamentivorans*, *Corynebacterium diphtheria*, *Acidaminococcus sp.*, *Lachnospiraceae bacterium ND2006*, and *Acaryochloris marina*.

[0046] In some embodiments, the Cas nuclease is the Cas9 nuclease from *Streptococcus pyogenes*. In some embodiments, the Cas nuclease is the Cas9 nuclease from *Streptococcus thermophilus*. In some embodiments, the Cas nuclease is the Cas9 nuclease from *Neisseria meningitidis*. In some embodiments, the Cas nuclease is the Cas9 nuclease is from *Staphylococcus aureus*. In some embodiments, the Cas nuclease is the Cpf1 nuclease from *Francisella novicida*. In some embodiments, the Cas nuclease is the Cpf1 nuclease from *Acidaminococcus sp.* In some embodiments, the Cas nuclease is the Cpf1 nuclease from *Lachnospiraceae bacterium ND2006*. In further embodiments, the Cas nuclease is the Cpf1 nuclease from *Francisella tularensis*, *Lachnospiraceae bacterium*, *Butyrivibrio*

*proteoclasticus*, *Peregrinibacteria bacterium*, *Parcubacteria bacterium*, *Smithella*, *Acidaminococcus*, *Candidatus Methanoplasma termitum*, *Eubacterium eligens*, *Moraxella bovoculi*, *Leptospira inadai*, *Porphyromonas crevioricanis*, *Prevotella disiens*, or *Porphyromonas macacae*. In certain embodiments, the Cas nuclease is a Cpf1 nuclease from an *Acidaminococcus* or *Lachnospiraceae*.

[0047] In some embodiments, the gRNA together with an RNA-guided DNA binding agent is called a ribonucleoprotein complex (RNP). In some embodiments, the RNA-guided DNA binding agent is a Cas nuclease. In some embodiments, the gRNA together with a Cas nuclease is called a Cas RNP. In some embodiments, the RNP comprises Type-I, Type-II, or Type-III components. In some embodiments, the Cas nuclease is the Cas9 protein from the Type-II CRISPR/Cas system. In some embodiment, the gRNA together with Cas9 is called a Cas9 RNP.

[0048] Wild type Cas9 has two nuclease domains: RuvC and HNH. The RuvC domain cleaves the non-target DNA strand, and the HNH domain cleaves the target strand of DNA. In some embodiments, the Cas9 protein comprises more than one RuvC domain and/or more than one HNH domain. In some embodiments, the Cas9 protein is a wild type Cas9. In each of the composition, use, and method embodiments, the Cas induces a double strand break in target DNA.

[0049] Wild type Cas9 has two nuclease domains: RuvC and HNH. The RuvC domain cleaves the non-target DNA strand, and the HNH domain cleaves the target strand of DNA. In some embodiments, the Cas9 nuclease comprises more than one RuvC domain and/or more than one HNH domain. In some embodiments, the Cas9 nuclease is a wild type Cas9. In some embodiments, the Cas9 is capable of inducing a double strand break in target DNA. In certain embodiments, the Cas nuclease may cleave dsDNA, it may cleave one strand of dsDNA, or it may not have DNA cleavase or nickase activity. An exemplary Cas9 amino acid sequence is provided as SEQ ID NO: 203. An exemplary Cas9 mRNA ORF sequence, which includes start and stop codons, is provided as SEQ ID NO: 204. An exemplary Cas9 mRNA coding sequence, suitable for inclusion in a fusion protein, is provided as SEQ ID NO: 210.

[0050] In some embodiments, chimeric Cas nucleases are used, where one domain or region of the protein is replaced by a portion of a different protein. In some embodiments, a Cas nuclease domain may be replaced with a domain from a different nuclease such as FokI. In some embodiments, a Cas nuclease may be a modified nuclease.

[0051] In other embodiments, the Cas nuclease may be from a Type-I CRISPR/Cas system. In some embodiments, the Cas nuclease may be a component of the Cascade

complex of a Type-I CRISPR/Cas system. In some embodiments, the Cas nuclease may be a Cas3 protein. In some embodiments, the Cas nuclease may be from a Type-III CRISPR/Cas system. In some embodiments, the Cas nuclease may have an RNA cleavage activity.

[0052] In some embodiments, the RNA-guided DNA-binding agent has single-strand nickase activity, i.e., can cut one DNA strand to produce a single-strand break, also known as a “nick.” In some embodiments, the RNA-guided DNA-binding agent comprises a Cas nickase. A nickase is an enzyme that creates a nick in dsDNA, i.e., cuts one strand but not the other of the DNA double helix. In some embodiments, a Cas nickase is a version of a Cas nuclease (e.g., a Cas nuclease discussed above) in which an endonucleolytic active site is inactivated, e.g., by one or more alterations (e.g., point mutations) in a catalytic domain. See, e.g., US Pat. No. 8,889,356 for discussion of Cas nickases and exemplary catalytic domain alterations. In some embodiments, a Cas nickase such as a Cas9 nickase has an inactivated RuvC or HNH domain. An exemplary Cas9 nickase amino acid sequence is provided as SEQ ID NO: 206. An exemplary Cas9 nickase mRNA ORF sequence, which includes start and stop codons, is provided as SEQ ID NO: 207. An exemplary Cas9 nickase mRNA coding sequence, suitable for inclusion in a fusion protein, is provided as SEQ ID NO: 211.

[0053] In some embodiments, the RNA-guided DNA-binding agent is modified to contain only one functional nuclease domain. For example, the agent protein may be modified such that one of the nuclease domains is mutated or fully or partially deleted to reduce its nucleic acid cleavage activity. In some embodiments, a nickase is used having a RuvC domain with reduced activity. In some embodiments, a nickase is used having an inactive RuvC domain. In some embodiments, a nickase is used having an HNH domain with reduced activity. In some embodiments, a nickase is used having an inactive HNH domain.

[0054] In some embodiments, a conserved amino acid within a Cas protein nuclease domain is substituted to reduce or alter nuclease activity. In some embodiments, a Cas nuclease may comprise an amino acid substitution in the RuvC or RuvC-like nuclease domain. Exemplary amino acid substitutions in the RuvC or RuvC-like nuclease domain include D10A (based on the *S. pyogenes* Cas9 protein). See, e.g., Zetsche et al. (2015) *Cell* Oct 22;163(3): 759-771. In some embodiments, the Cas nuclease may comprise an amino acid substitution in the HNH or HNH-like nuclease domain. Exemplary amino acid substitutions in the HNH or HNH-like nuclease domain include E762A, H840A, N863A, H983A, and D986A (based on the *S. pyogenes* Cas9 protein). See, e.g., Zetsche et al. (2015). Further exemplary amino acid substitutions include D917A, E1006A, and D1255A (based on



the *Francisella novicida* U112 Cpf1 (FnCpf1) sequence (UniProtKB - A0Q7Q2 (CPF1\_FRATN)).

[0055] In some embodiments, an mRNA encoding a nickase is provided in combination with a pair of guide RNAs that are complementary to the sense and antisense strands of the target sequence, respectively. In this embodiment, the guide RNAs direct the nickase to a target sequence and introduce a DSB by generating a nick on opposite strands of the target sequence (i.e., double nicking). In some embodiments, use of double nicking may improve specificity and reduce off-target effects. In some embodiments, a nickase is used together with two separate guide RNAs targeting opposite strands of DNA to produce a double nick in the target DNA. In some embodiments, a nickase is used together with two separate guide RNAs that are selected to be in close proximity to produce a double nick in the target DNA.

[0056] In some embodiments, the RNA-guided DNA-binding agent lacks cleavase and nickase activity. In some embodiments, the RNA-guided DNA-binding agent comprises a dCas DNA-binding polypeptide. A dCas polypeptide has DNA-binding activity while essentially lacking catalytic (cleavase/nickase) activity. In some embodiments, the dCas polypeptide is a dCas9 polypeptide. In some embodiments, the RNA-guided DNA-binding agent lacking cleavase and nickase activity or the dCas DNA-binding polypeptide is a version of a Cas nuclease (e.g., a Cas nuclease discussed above) in which its endonucleolytic active sites are inactivated, e.g., by one or more alterations (e.g., point mutations) in its catalytic domains. See, e.g., US 2014/0186958 A1; US 2015/0166980 A1. An exemplary dCas9 amino acid sequence is provided as SEQ ID NO: 208. An exemplary Cas9 mRNA ORF sequence, which includes start and stop codons, is provided as SEQ ID NO: 209. An exemplary Cas9 mRNA coding sequence, suitable for inclusion in a fusion protein, is provided as SEQ ID NO: 212.

[0057] In some embodiments, the RNA-guided DNA-binding agent comprises one or more heterologous functional domains (e.g., is or comprises a fusion polypeptide).

[0058] In some embodiments, the heterologous functional domain may facilitate transport of the RNA-guided DNA-binding agent into the nucleus of a cell. For example, the heterologous functional domain may be a nuclear localization signal (NLS). In some embodiments, the RNA-guided DNA-binding agent may be fused with 1-10 NLS(s). In some embodiments, the RNA-guided DNA-binding agent may be fused with 1-5 NLS(s). In some embodiments, the RNA-guided DNA-binding agent may be fused with one NLS. Where one NLS is used, the NLS may be linked at the N-terminus or the C-terminus of the RNA-guided DNA-binding agent sequence. In some embodiments, the RNA-guided DNA-binding agent

may be fused C-terminally to at least one NLS. An NLS may also be inserted within the RNA-guided DNA binding agent sequence. In other embodiments, the RNA-guided DNA-binding agent may be fused with more than one NLS. In some embodiments, the RNA-guided DNA-binding agent may be fused with 2, 3, 4, or 5 NLSs. In some embodiments, the RNA-guided DNA-binding agent may be fused with two NLSs. In certain circumstances, the two NLSs may be the same (*e.g.*, two SV40 NLSs) or different. In some embodiments, the RNA-guided DNA-binding agent is fused to two SV40 NLS sequences linked at the carboxy terminus. In some embodiments, the RNA-guided DNA-binding agent may be fused with two NLSs, one linked at the N-terminus and one at the C-terminus. In some embodiments, the RNA-guided DNA-binding agent may be fused with 3 NLSs. In some embodiments, the RNA-guided DNA-binding agent may be fused with no NLS. In some embodiments, the NLS may be a monopartite sequence, such as, *e.g.*, the SV40 NLS, PKKKRKV (SEQ ID NO: 274) or PKKKRRV (SEQ ID NO: 275). In some embodiments, the NLS may be a bipartite sequence, such as the NLS of nucleoplasmin, KRPAATKKAGQAKKKK (SEQ ID NO: 276). In a specific embodiment, a single PKKKRKV (SEQ ID NO: 274) NLS may be linked at the C-terminus of the RNA-guided DNA-binding agent. One or more linkers are optionally included at the fusion site. In some embodiments, one or more NLS(s) according to any of the foregoing embodiments are present in the RNA-guided DNA-binding agent in combination with one or more additional heterologous functional domains, such as any of the heterologous functional domains described below.

[0059] In some embodiments, the heterologous functional domain may be capable of modifying the intracellular half-life of the RNA-guided DNA binding agent. In some embodiments, the half-life of the RNA-guided DNA binding agent may be increased. In some embodiments, the half-life of the RNA-guided DNA-binding agent may be reduced. In some embodiments, the heterologous functional domain may be capable of increasing the stability of the RNA-guided DNA-binding agent. In some embodiments, the heterologous functional domain may be capable of reducing the stability of the RNA-guided DNA-binding agent. In some embodiments, the heterologous functional domain may act as a signal peptide for protein degradation. In some embodiments, the protein degradation may be mediated by proteolytic enzymes, such as, for example, proteasomes, lysosomal proteases, or calpain proteases. In some embodiments, the heterologous functional domain may comprise a PEST sequence. In some embodiments, the RNA-guided DNA-binding agent may be modified by addition of ubiquitin or a polyubiquitin chain. In some embodiments, the ubiquitin may be a ubiquitin-like protein (UBL). Non-limiting examples of ubiquitin-like proteins include small

ubiquitin-like modifier (SUMO), ubiquitin cross-reactive protein (UCRP, also known as interferon-stimulated gene-15 (ISG15)), ubiquitin-related modifier-1 (URM1), neuronal-precursor-cell-expressed developmentally downregulated protein-8 (NEDD8, also called Rub1 in *S. cerevisiae*), human leukocyte antigen F-associated (FAT10), autophagy-8 (ATG8) and -12 (ATG12), Fau ubiquitin-like protein (FUB1), membrane-anchored UBL (MUB), ubiquitin fold-modifier-1 (UFM1), and ubiquitin-like protein-5 (UBL5).

[0060] In some embodiments, the heterologous functional domain may be a marker domain. Non-limiting examples of marker domains include fluorescent proteins, purification tags, epitope tags, and reporter gene sequences. In some embodiments, the marker domain may be a fluorescent protein. Non-limiting examples of suitable fluorescent proteins include green fluorescent proteins (*e.g.*, GFP, GFP-2, tagGFP, turboGFP, sfGFP, EGFP, Emerald, Azami Green, Monomeric Azami Green, CopGFP, AceGFP, ZsGreen1), yellow fluorescent proteins (*e.g.*, YFP, EYFP, Citrine, Venus, YPet, PhiYFP, ZsYellow1), blue fluorescent proteins (*e.g.*, EBFP, EBFP2, Azurite, mKalamal, GFPuv, Sapphire, T-sapphire), cyan fluorescent proteins (*e.g.*, ECFP, Cerulean, CyPet, AmCyan1, Midoriishi-Cyan), red fluorescent proteins (*e.g.*, mKate, mKate2, mPlum, DsRed monomer, mCherry, mRFP1, DsRed-Express, DsRed2, DsRed-Monomer, HcRed-Tandem, HcRed1, AsRed2, eqFP611, mRaspberry, mStrawberry, Jred), and orange fluorescent proteins (mOrange, mKO, Kusabira-Orange, Monomeric Kusabira-Orange, mTangerine, tdTomato) or any other suitable fluorescent protein. In other embodiments, the marker domain may be a purification tag and/or an epitope tag. Non-limiting exemplary tags include glutathione-S-transferase (GST), chitin binding protein (CBP), maltose binding protein (MBP), thioredoxin (TRX), poly(NANP), tandem affinity purification (TAP) tag, myc, AcV5, AU1, AU5, E, ECS, E2, FLAG, HA, nus, Softag 1, Softag 3, Strep, SBP, Glu-Glu, HSV, KT3, S, S1, T7, V5, VSV-G, 6xHis, 8xHis, biotin carboxyl carrier protein (BCCP), poly-His, and calmodulin. Non-limiting exemplary reporter genes include glutathione-S-transferase (GST), horseradish peroxidase (HRP), chloramphenicol acetyltransferase (CAT), beta-galactosidase, beta-glucuronidase, luciferase, or fluorescent proteins.

[0061] In additional embodiments, the heterologous functional domain may target the RNA-guided DNA-binding agent to a specific organelle, cell type, tissue, or organ. In some embodiments, the heterologous functional domain may target the RNA-guided DNA-binding agent to mitochondria.

[0062] In further embodiments, the heterologous functional domain may be an effector domain. When the RNA-guided DNA-binding agent is directed to its target sequence, *e.g.*,

when a Cas nuclease is directed to a target sequence by a gRNA, the effector domain may modify or affect the target sequence. In some embodiments, the effector domain may be chosen from a nucleic acid binding domain, a nuclease domain (e.g., a non-Cas nuclease domain), an epigenetic modification domain, a transcriptional activation domain, or a transcriptional repressor domain. In some embodiments, the heterologous functional domain is a nuclease, such as a FokI nuclease. See, e.g., US Pat. No. 9,023,649. In some embodiments, the heterologous functional domain is a transcriptional activator or repressor. See, e.g., Qi et al., “Repurposing CRISPR as an RNA-guided platform for sequence-specific control of gene expression,” *Cell* 152:1173-83 (2013); Perez-Pinera et al., “RNA-guided gene activation by CRISPR-Cas9-based transcription factors,” *Nat. Methods* 10:973-6 (2013); Mali et al., “CAS9 transcriptional activators for target specificity screening and paired nickases for cooperative genome engineering,” *Nat. Biotechnol.* 31:833-8 (2013); Gilbert et al., “CRISPR-mediated modular RNA-guided regulation of transcription in eukaryotes,” *Cell* 154:442-51 (2013). As such, the RNA-guided DNA-binding agent essentially becomes a transcription factor that can be directed to bind a desired target sequence using a guide RNA.

#### D. Determination of efficacy of gRNAs

[0063] In some embodiments, the efficacy of a gRNA is determined when delivered or expressed together with other components forming an RNP. In some embodiments, the gRNA is expressed together with an RNA-guided DNA nuclease, such as a Cas protein. In some embodiments, the gRNA is delivered to or expressed in a cell line that already stably expresses an RNA-guided DNA nuclease, such as a Cas protein. In some embodiments the gRNA is delivered to a cell as part of a RNP. In some embodiments, the gRNA is delivered to a cell along with a mRNA encoding an RNA-guided DNA nuclease, such as a Cas nuclease.

[0064] As described herein, use of an RNA-guided DNA nuclease and a guide RNA disclosed herein can lead to double-stranded breaks in the DNA which can produce errors in the form of insertion/deletion (indel) mutations upon repair by cellular machinery. Many mutations due to indels alter the reading frame or introduce premature stop codons and, therefore, produce a non-functional protein.

[0065] In some embodiments, the efficacy of particular gRNAs is determined based on *in vitro* models. In some embodiments, the *in vitro* model is HEK293 cells stably expressing Cas9 (HEK293\_Cas9). In some embodiments, the *in vitro* model is HUH7 human hepatocarcinoma cells. In some embodiments, the *in vitro* model is HepG2 cells. In some

embodiments, the *in vitro* model is primary human hepatocytes. In some embodiments, the *in vitro* model is primary cynomolgus hepatocytes. With respect to using primary human hepatocytes, commercially available primary human hepatocytes can be used to provide greater consistency between experiments. In some embodiments, the number of off-target sites at which a deletion or insertion occurs in an *in vitro* model (e.g., in primary human hepatocytes) is determined, e.g., by analyzing genomic DNA from primary human hepatocytes transfected *in vitro* with Cas9 mRNA and the guide RNA. In some embodiments, such a determination comprises analyzing genomic DNA from primary human hepatocytes transfected *in vitro* with Cas9 mRNA, the guide RNA, and a donor oligonucleotide.

Exemplary procedures for such determinations are provided in the working examples below.

[0066] In some embodiments, the efficacy of particular gRNAs is determined across multiple *in vitro* cell models for a gRNA selection process. In some embodiments, a cell line comparison of data with selected gRNAs is performed. In some embodiments, cross screening in multiple cell models is performed.

[0067] In some embodiments, the efficacy of particular gRNAs is determined based on *in vivo* models. In some embodiments, the *in vivo* model is a rodent model. In some embodiments, the rodent model is a mouse which expresses a human *TTR* gene, which may be a mutant human *TTR* gene. In some embodiments, the *in vivo* model is a non-human primate, for example cynomolgus monkey.

[0068] In some embodiments, the efficacy of a guide RNA is measured by percent editing of *TTR*. In some embodiments, the percent editing of *TTR* is compared to the percent editing necessary to achieve knockdown of TTR protein, e.g., in the cell culture media in the case of an *in vitro* model or in serum or tissue in the case of an *in vivo* model.

[0069] In some embodiments, the efficacy of a guide RNA is measured by the number and/or frequency of indels at off-target sequences within the genome of the target cell type. In some embodiments, efficacious guide RNAs are provided which produce indels at off target sites at very low frequencies (e.g., <5%) in a cell population and/or relative to the frequency of indel creation at the target site. Thus, the disclosure provides for guide RNAs which do not exhibit off-target indel formation in the target cell type (e.g., a hepatocyte), or which produce a frequency of off-target indel formation of <5% in a cell population and/or relative to the frequency of indel creation at the target site. In some embodiments, the disclosure provides guide RNAs which do not exhibit any off target indel formation in the target cell type (e.g., hepatocyte). In some embodiments, guide RNAs are provided which produce indels at less than 5 off-target sites, e.g., as evaluated by one or more methods

described herein. In some embodiments, guide RNAs are provided which produce indels at less than or equal to 4, 3, 2, or 1 off-target site(s) e.g., as evaluated by one or more methods described herein. In some embodiments, the off-target site(s) does not occur in a protein coding region in the target cell (e.g., hepatocyte) genome.

[0070] In some embodiments, detecting gene editing events, such as the formation of insertion/deletion (“indel”) mutations and homology directed repair (HDR) events in target DNA utilize linear amplification with a tagged primer and isolating the tagged amplification products (herein after referred to as “LAM-PCR,” or “Linear Amplification (LA)” method).

[0071] In some embodiments, the method comprises isolating cellular DNA from a cell that has been induced to have a double strand break (DSB) and optionally that has been provided with an HDR template to repair the DSB; performing at least one cycle of linear amplification of the DNA with a tagged primer; isolating the linear amplification products that comprise tag, thereby discarding any amplification product that was amplified with a non-tagged primer; optionally further amplifying the isolated products; and analyzing the linear amplification products, or the further amplified products, to determine the presence or absence of an editing event such as, for example, a double strand break, an insertion, deletion, or HDR template sequence in the target DNA. In some instances, the editing event can be quantified. Quantification and the like as used herein (including in the context of HDR and non-HDR editing events such as indels) includes detecting the frequency and/or type(s) of editing events in a population.

[0072] In some embodiments, only one cycle of linear amplification is conducted.

[0073] In some instances, the tagged primer comprises a molecular barcode. In some embodiments, the tagged primer comprises a molecular barcode, and only one cycle of linear amplification is conducted.

[0074] In some embodiments, the analyzing step comprises sequencing the linear amplified products or the further amplified products. Sequencing may comprise any method known to those of skill in the art, including, next generation sequencing, and cloning the linear amplification products or further amplified products into a plasmid and sequencing the plasmid or a portion of the plasmid. In other aspects, the analyzing step comprises performing digital PCR (dPCR) or droplet digital PCR (ddPCR) on the linear amplified products or the further amplified products. In other instances, the analyzing step comprises contacting the linear amplified products or the further amplified products with a nucleic acid probe designed to identify DNA comprising HDR template sequence and detecting the probes that have bound to the linear amplified product(s) or further amplified product(s). In some

embodiments, the method further comprises determining the location of the HDR template in the target DNA.

[0075] In certain embodiments, the method further comprises determining the sequence of an insertion site in the target DNA, wherein the insertion site is the location where the HDR template incorporates into the target DNA, and wherein the insertion site may include some target DNA sequence and some HDR template sequence.

[0076] In some embodiments, the linear amplification of the target DNA with a tagged primer is performed for 1-50 cycles, 1-60 cycles, 1-70 cycles, 1-80 cycles, 1-90 cycles, or 1-100 cycles.

[0077] In some embodiments, the linear amplification of the target DNA with a tagged primer comprises a denaturation step to separate DNA duplexes, an annealing step to allow primer binding, and an elongation step. In some embodiments, the linear amplification is isothermal (does not require a change in temperature). In some embodiments, the isothermal linear amplification is a loop-mediated isothermal amplification (LAMP), a strand displacement amplification (SDA), a helicase-dependent amplification, or a nicking enzyme amplification reaction.

[0078] In some embodiments, the tagged primer anneals to the target DNA at least 50, at least 60, at least 70, at least 80, at least 90, at least 100, at least 110, at least 120, at least 130, at least 140, at least 150, at least 160, at least 170, at least 180, at least 190, at least 200, at least 210, at least 220, at least 230, at least 240, at least 250, at least 260, at least 270, at least 280, at least 290, at least 300, at least 1,000, at least 5,000, or at least 10,000 nucleotides away from of the expected editing event location, e.g., the insertion, deletion, or template insertion site.

[0079] In some embodiments, the tagged primer comprises a molecular barcode. In some embodiments, the molecular barcode comprises a sequence that is not complementary to the target DNA. In some embodiments, the molecular barcode comprises 6, 8, 10, or 12 nucleotides.

[0080] In some embodiments, the tag on the primer is biotin, streptavidin, digoxigenin, a DNA sequence, or fluorescein isothiocyanate (FITC).

[0081] In some embodiments, the linear amplification product(s) are isolated using a capture reagent specific for the tag on the primer. In some embodiments, the capture reagent is on a bead, solid support, matrix, or column. In some embodiments, the isolation step comprises contacting the linear amplification product(s) with a capture reagent specific for

the tag on the primer. In some embodiments, the capture reagent is biotin, streptavidin, digoxigenin, a DNA sequence, or fluorescein isothiocyanate (FITC).

[0082] In some embodiments, the tag is biotin and capture reagent is streptavidin. In some embodiments, the tag is streptavidin and the capture reagent is biotin. In some embodiments, the tag is on the 5' terminus of the primer, the 3' terminus of the primer, or internal to the primer. In some embodiments, the tag and/or the capture reagent is removed after the isolation step. In some embodiments, the tag and/or the capture reagent is not removed, and the further amplifying and analyzing steps are performed in the presence of tag and/or capture.

[0083] In some embodiments, the further amplification is non-linear. In some embodiments, the further amplification is digital PCR, qPCR, or RT-PCR. In some embodiments, the sequencing is next generation sequencing (NGS).

[0084] In some embodiments, the target DNA is genomic or mitochondrial. In some embodiments, the target DNA is genomic DNA of a prokaryotic or eukaryotic cell. In some embodiments, the target DNA is mammalian. The target DNA may be from a non-dividing cell or a dividing cell. In some embodiments, the target DNA may be from a primary cell. In some embodiments, the target DNA is from a replicating cell.

[0085] In some instances, the cellular DNA is sheared prior to linear amplification. In some embodiments, the sheared DNA has an average size between 0.5 kb and 20 kb. In some instances, the cellular DNA is sheared to an average size of 0.5, 0.75, 1.0, 1.25, 1.5, 1.75, 2.0, 2.25, 2.5, 2.75, 3.0, 3.25, 3.5, 3.75, 4.0, 4.25, 4.5, 4.75, 5.0, 5.25, 5.5, 5.75, 6.0, 6.25, 6.5, 6.75, 7.0, 7.25, 7.5, 7.75, 8.0, 8.25, 8.5, 8.75, 9.0, 9.25, 9.5, 9.75, 10.0, 10.25, 10.5, 10.75, 11.0, 11.25, 11.5, 11.75, 12.0, 12.25, 12.5, 12.75, 13.0, 13.25, 13.5, 13.75, 14.0, 14.25, 14.5, 14.75, 15.0, 15.25, 15.5, 15.75, 16.0, 16.25, 16.5, 16.75, 17.0, 17.25, 17.5, 17.75, 18.0, 18.25, 18.5, 18.75, 19.0, 19.25, 19.5, 19.75, or 20.0 kb. In some instances, the cellular DNA is sheared to an average size of about 1.5 kb.

[0086] In some embodiments, the efficacy of a guide RNA is measured by secretion of TTR. In some embodiments, secretion of TTR is measured using an enzyme-linked immunosorbent assay (ELISA) assay with cell culture media or serum. In some embodiments, secretion of TTR is measured in the same *in vitro* or *in vivo* systems or models used to measure editing. In some embodiments, secretion of TTR is measured in primary human hepatocytes. In some embodiments, secretion of TTR is measured in HUH7 cells. In some embodiments, secretion of TTR is measured in HepG2 cells.



[0087] ELISA assays are generally known to the skilled artisan and can be designed to determine serum TTR levels. In one exemplary embodiment, blood is collected and the serum is isolated. The total TTR serum levels may be determined using a Mouse Prealbumin (Transthyretin) ELISA Kit (Aviva Systems Biology, Cat. OKIA00111) or similar kit for measuring human TTR. If no kit is available, an ELISA can be developed using plates that are pre-coated with with capture antibody specific for the TTR one is measuring. The plate is next incubated at room temperature for a period of time before washing. Enzyme-anti-TTR antibody conjugate is added and innubated. Unbound antibody conjugate is removed and the plate washed before the addition of the chromogenic substrate solution that reactes with the enzyme. The plate is read on an appropriate plate reader at an absorbance specific for the enzyme and substrate used.

[0088] In some embodiments, the amount of TTR in cells (including those from tissue) measures efficacy of a gRNA. In some embodiments, the amount of TTR in cells is measured using western blot. In some embodiments, the cell used is HUH7 cells. In some embodiments, the cell used is a primary human hepatocyte. In some embodiments, the cell used is a primar cell obtained from an animal. In some embodiments, the amount of TTR is compared to the amount of glyceraldehyde 3-phosphate dehydrogenase GAPDH (a housekeeping gene) to control for changes in cell number.

### III. LNP formulations and Treatment of ATTR

[0089] In some embodiments, a method of inducing a double-stranded break (DSB) within the *TTR* gene is provided comprising administering a composition comprising a guide RNA comprising any one or more guide sequences of SEQ ID Nos: 5-82, or any one or more of the sgRNAs of SEQ ID Nos: 87-124. In some embodiments, gRNAs comprising any one or more of the guide sequences of SEQ ID Nos: 5-82 are administered to induce a DSB in the *TTR* gene. The guide RNAs may be administered together with an RNA-guided DNA nuclease such as a Cas nuclease (e.g., Cas9) or an mRNA or vector encoding an RNA-guided DNA nuclease such as a Cas nuclease (e.g., Cas9).

[0090] In some embodiments, a method of modifying the *TTR* gene is provided comprising administering a composition comprising a guide RNA comprising any one or more of the guide sequences of SEQ ID Nos: 5-82, or any one or more of the sgRNAs of SEQ ID Nos: 87-124. In some embodiments, gRNAs comprising any one or more of the guide sequences of SEQ ID Nos: 5-82, or any one or more of the sgRNAs of SEQ ID Nos: 87-124, are administered to modify the *TTR* gene. The guide RNAs may be administered

together with an RNA-guided DNA nuclease such as a Cas nuclease (e.g., Cas9) or an mRNA or vector encoding an RNA-guided DNA nuclease such as a Cas nuclease (e.g., Cas9).

[0091] In some embodiments, a method of treating ATTR is provided comprising administering a composition comprising a guide RNA comprising any one or more of the guide sequences of SEQ ID NOs: 5-82, or any one or more of the sgRNAs of SEQ ID Nos: 87-124. In some embodiments, gRNAs comprising any one or more of the guide sequences of SEQ ID NOs: 5-82, or any one or more of the sgRNAs of SEQ ID Nos: 87-124 are administered to treat ATTR. The guide RNAs may be administered together with an RNA-guided DNA nuclease such as a Cas nuclease (e.g., Cas9) or an mRNA or vector encoding an RNA-guided DNA nuclease such as a Cas nuclease (e.g., Cas9).

[0092] In some embodiments, a method of reducing TTR serum concentration is provided comprising administering a guide RNA comprising any one or more of the guide sequences of SEQ ID NOs: 5-82, or any one or more of the sgRNAs of SEQ ID Nos: 87-124. In some embodiments, gRNAs comprising any one or more of the guide sequences of SEQ ID NOs: 5-82 or any one or more of the sgRNAs of SEQ ID Nos: 87-124 are administered to reduce or prevent the accumulation of TTR in amyloids or amyloid fibrils. The gRNAs may be administered together with an RNA-guided DNA nuclease such as a Cas nuclease (e.g., Cas9) or an mRNA or vector encoding an RNA-guided DNA nuclease such as a Cas nuclease (e.g., Cas9).

[0093] In some embodiments, a method of reducing or preventing the accumulation of TTR in amyloids or amyloid fibrils of a subject is provided comprising administering a composition comprising a guide RNA comprising any one or more of the guide sequences of SEQ ID NOs: 5-82, or any one or more of the sgRNAs of SEQ ID Nos: 87-124. In some embodiments, a method of reducing or preventing the accumulation of TTR in amyloids or amyloid fibrils of a subject is provided comprising administering a composition comprising any one or more of the sgRNAs of SEQ ID Nos: 87-113. In some embodiments, gRNAs comprising any one or more of the guide sequences of SEQ ID NOs: 5-82 or any one or more of the sgRNAs of SEQ ID Nos: 87-124 are administered to reduce or prevent the accumulation of TTR in amyloids or amyloid fibrils. The gRNAs may be administered together with an RNA-guided DNA nuclease such as a Cas nuclease (e.g., Cas9) or an mRNA or vector encoding an RNA-guided DNA nuclease such as a Cas nuclease (e.g., Cas9).

[0094] In some embodiments, the gRNAs comprising the guide sequences of Table 1 or one or more sgRNAs from Table 2 together with an RNA-guided DNA nuclease such as a Cas nuclease induce DSBs, and non-homologous ending joining (NHEJ) during repair leads

to a mutation in the *TTR* gene. In some embodiments, NHEJ leads to a deletion or insertion of a nucleotide(s), which induces a frame shift or nonsense mutation in the *TTR* gene.

[0095] In some embodiments, administering the guide RNAs of the invention (e.g., in a composition provided herein) reduces levels (e.g., serum levels) of TTR in the subject, and therefore prevents accumulation and aggregation of TTR in amyloids or amyloid fibrils.

[0096] In some embodiments, reducing or preventing the accumulation of TTR in amyloids or amyloid fibrils of a subject comprises reducing or preventing TTR deposition in one or more tissues of the subject, such as stomach, colon, or nervous tissue. In some embodiments, the nervous tissue comprises sciatic nerve or dorsal root ganglion. In some embodiments, TTR deposition is reduced in two, three, or four of the stomach, colon, dorsal root ganglion, and sciatic nerve. The level of deposition in a given tissue can be determined using a biopsy sample, e.g., using immunostaining. In some embodiments, reducing or preventing the accumulation of TTR in amyloids or amyloid fibrils of a subject and/or reducing or preventing TTR deposition is inferred based on reducing serum TTR levels for a period of time. As discussed in the examples, it has been found that reducing serum TTR levels in accordance with methods and uses provided herein can result in clearance of deposited TTR from tissues such as those discussed above and in the examples, e.g., as measured 8 weeks after administration of the composition.

[0097] In some embodiments, the subject is mammalian. In some embodiments, the subject is human. In some embodiments, the subject is cow, pig, monkey, sheep, dog, cat, fish, or poultry.

[0098] In some embodiments, the use of a guide RNAs comprising any one or more of the guide sequences in Table 1 or one or more sgRNAs from Table 2 (e.g., in a composition provided herein) is provided for the preparation of a medicament for treating a human subject having ATTR.

[0099] In some embodiments, the guide RNAs, compositions, and formulations are administered intravenously. In some embodiments, the guide RNAs, compositions, and formulations are administered into the hepatic circulation.

[00100] In some embodiments, a single administration of a composition comprising a guide RNA provided herein is sufficient to knock down expression of the mutant protein. In some embodiments, a single administration of a composition comprising a guide RNA provided herein is sufficient to knock out expression of the mutant protein in a population of cells. In other embodiments, more than one administration of a composition comprising a guide RNA provided herein may be beneficial to maximize editing via cumulative effects.

For example, a composition provided herein can be administered 2, 3, 4, 5, or more times, such as 2 times. Administrations can be separated by a period of time ranging from, e.g., 1 day to 2 years, such as 1 to 7 days, 7 to 14 days, 14 days to 30 days, 30 days to 60 days, 60 days to 120 days, 120 days to 183 days, 183 days to 274 days, 274 days to 366 days, or 366 days to 2 years.

[00101] In some embodiments, a composition is administered in an effective amount in the range of 0.01 to 10 mg/kg (mpk), e.g., 0.01 to 0.1 mpk, 0.1 to 0.3 mpk, 0.3 to 0.5 mpk, 0.5 to 1 mpk, 1 to 2 mpk, 2 to 3 mpk, 3 to 5 mpk, 5 to 10 mpk, or 0.1, 0.2, 0.3, 0.5, 1, 2, 3, 5, or 10 mpk.

[00102] In some embodiments, the efficacy of treatment with the compositions of the invention is seen at 1 year, 2 years, 3 years, 4 years, 5 years, or 10 years after delivery. In some embodiments, efficacy of treatment with the compositions of the invention is assessed by measuring serum levels of TTR before and after treatment. In some embodiments, efficacy of treatment with the compositions assessed via a reduction of serum levels of TTR is seen at 1 week, 2 weeks, 3 weeks, 4 weeks, 2 months, 3 months, 4 months, 5 months, 6 months, 7 months, 8 months, 9 months, 10 months, or at 11 months.

[00103] In some embodiments, treatment slows or halts disease progression.

[00104] In some embodiments, treatment slows or halts progression of FAP. In some embodiments, treatment results in improvement, stabilization, or slowing of change in symptoms of sensorimotor neuropathy or autonomic neuropathy.

[00105] In some embodiments, treatment results in improvement, stabilization, or slowing of change in symptoms of FAC. In some embodiments, treatment results in improvement, stabilization, or slowing of change symptoms of restrictive cardiomyopathy or congestive heart failure.

[00106] In some embodiments, efficacy of treatment is measured by increased survival time of the subject.

[00107] In some embodiments, efficacy of treatment is measured by improvement or slowing of progression in symptoms of sensorimotor or autonomic neuropathy. In some embodiments, efficacy of treatment is measured by an increase or a slowing of decrease in ability to move an area of the body or to feel in any area of the body. In some embodiments, efficacy of treatment is measured by improvement or a slowing of decrease in the ability to swallow; breath; use arms, hands, legs, or feet; or walk. In some embodiments, efficacy of treatment is measured by improvement or a slowing of progression of neuralgia. In some embodiments, the neuralgia is characterized by pain, burning, tingling, or abnormal feeling.

In some embodiments, efficacy of treatment is measured by improvement or a slowing of increase in postural hypotension, dizziness, gastrointestinal dysmotility, bladder dysfunction, or sexual dysfunction. In some embodiments, efficacy of treatment is measured by improvement or a slowing of progression of weakness. In some embodiments, efficacy of treatment is measured using electromyogram, nerve conduction tests, or patient-reported outcomes.

[00108] In some embodiments, efficacy of treatment is measured by improvement or slowing of progression of symptoms of congestive heart failure or CHF. In some embodiments, efficacy of treatment is measured by an decrease or a slowing of increase in shortness of breath, trouble breathing, fatigue, or swelling in the ankles, feet, legs, abdomen, or veins in the the neck. In some embodiments, efficacy of treatment is measured by improvement or a slowing of progression of fluid buildup in the body, which may be assessed by measures such as weight gain, frequent urination, or nighttime cough. In some embodiments, efficacy of treatment is measured using cardiac biomarker tests (such as B-type natriuretic peptide [BNP] or N-terminal pro b-type natriuretic peptide [NT-proBNP]), lung function tests, chest x-rays, or electrocardiography.

#### **A. Combination Therapy**

[00109] In some embodiments, the invention comprises combination therapies comprising any one of the gRNAs comprising any one or more of the guide sequences disclosed in Table 1 or any one or more of the sgRNAs in Table 2 (e.g., in a composition provided herein) together with an additional therapy suitable for alleviating symptoms of ATTR.

[00110] In some embodiments, the additional therapy for ATTR is a treatment for sensorimotor or autonomic neuropathy. In some embodiments, the treatment for sensorimotor or autonomic neuropathy is a nonsteroidal anti-inflammatory drug, antidepressant, anticonvulsant medication, antiarrhythmic medication, or narcotic agent. In some embodiments, the antidepressant is a tricyclic agent or a serotonin-norepinephrine reuptake inhibitor. In some embodiments, the antidepressant is amitriptyline, duloxetine, or venlafaxine. In some embodiments, the anticonvulsant agent is gabapentin, pregabalin, topiramate, or carbamazepine. In some embodiments, the additional therapy for sensorimotor neuropathy is transcutaneous electrical nerve stimulation.

[00111] In some embodiments, the additional therapy for ATTR is a treatment for restrictive cardiomyopathy or congestive heart failure (CHF). In some embodiments, the treatment for CHF is a ACE inhibitor, aldosterone antagonist, angiotensin receptor blocker,

beta blocker, digoxin, diuretic, or isosorbide dinitrate/hydralazine hydrochloride. In some embodiments, the ACE inhibitor is enalapril, captopril, ramipril, perindopril, imidapril, or quinapril. In some embodiments, the aldosterone antagonist is eplerenone or spironolactone. In some embodiments, the angiotensin receptor blocker is azilsartan, cadesartan, eprosartan, irbesartan, losartan, olmesartan, telmisartan, or valsartan. In some embodiments, the beta blocker is acebutolol, atenolol, bisoprolol, metoprolol, nadolol, nebivolol, or propranolol. In some embodiments, the diuretic is chlorothiazide, chlorthalidone, hydrochlorothiazide, indapamide, metolazone, bumetanide, furosemide, torsemide, amiloride, or triameterene.

[00112] In some embodiments, the combination therapy comprises any one of the gRNAs comprising any one or more of the guide sequences disclosed in Table 1 or any one or more of the sgRNAs in Table 2 (e.g., in a composition provided herein) together with a siRNA that targets TTR or mutant TTR. In some embodiments, the siRNA is any siRNA capable of further reducing or eliminating the expression of wild type or mutant TTR. In some embodiments, the siRNA is the drug Patisiran (ALN-TTR02) or ALN-TTRsc02. In some embodiments, the siRNA is administered after any one of the gRNAs comprising any one or more of the guide sequences disclosed in Table 1 or any one or more of the sgRNAs in Table 2 (e.g., in a composition provided herein). In some embodiments, the siRNA is administered on a regular basis following treatment with any of the gRNA compositions provided herein.

[00113] In some embodiments, the combination therapy comprises any one of the gRNAs comprising any one or more of the guide sequences disclosed in Table 1 or any one or more of the sgRNAs in Table 2 (e.g., in a composition provided herein) together with antisense nucleotide that targets TTR or mutant TTR. In some embodiments, the antisense nucleotide is any antisense nucleotide capable of further reducing or eliminating the expression of wild type or mutant TTR. In some embodiments, the antisense nucleotide is the drug Inotersen (IONS-TTR<sub>RX</sub>). In some embodiments, the antisense nucleotide is administered after any one of the gRNAs comprising any one or more of the guide sequences disclosed in Table 1 or any one or more of the sgRNAs in Table 2 (e.g., in a composition provided herein). In some embodiments, the antisense nucleotide is administered on a regular basis following treatment with any of the gRNA compositions provided herein.

[00114] In some embodiments, the combination therapy comprises any one of the gRNAs comprising any one or more of the guide sequences disclosed in Table 1 or any one or more of the sgRNAs in Table 2 (e.g., in a composition provided herein) together with a small molecule stabilizer that promotes kinetic stabilization of the correctly folded tetrameric form of TTR. In some embodiments, the small molecule stabilizer is the drug tafamidis

(Vyndaqel<sup>®</sup>) or diflunisal. In some embodiments, the small molecule stabilizer is administered after any one of the gRNAs comprising any one or more of the guide sequences disclosed in Table 1 or any one or more of the sgRNAs in Table 2 (e.g., in a composition provided herein). In some embodiments, the small molecule stabilizer is administered on a regular basis following treatment with any of the gRNA compositions provided herein.

### B. Delivery of gRNA Compositions

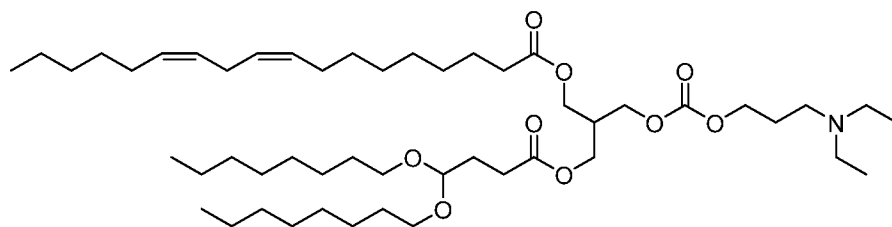
[00115] In some embodiments, the guide RNA compositions described herein, alone or encoded on one or more vectors, are formulated in or administered via a lipid nanoparticle; see e.g., PCT/US2017/024973, filed March 30, 2017 entitled “LIPID NANOPARTICLE FORMULATIONS FOR CRISPR/CAS COMPONENTS,” the contents of which are hereby incorporated by reference in their entirety. Any lipid nanoparticle (LNP) known to those of skill in the art to be capable of delivering nucleotides to subjects may be utilized with the guide RNAs described herein, as well as either mRNA encoding an RNA-guided DNA nuclease such as Cas or Cas9, or an RNA-guided DNA nuclease such as Cas or Cas9 protein itself.

[00116] Disclosed herein are various embodiments of LNP formulations for RNAs, including CRISPR/Cas cargoes. Such LNP formulations may include (i) a CCD lipid, such as an amine lipid, (ii) a neutral lipid, (iii) a helper lipid, and (iv) a stealth lipid, such as a PEG lipid. Some embodiments of the LNP formulations include an “amine lipid”, along with a helper lipid, a neutral lipid, and a stealth lipid such as a PEG lipid. By “lipid nanoparticle” is meant a particle that comprises a plurality of (i.e. more than one) lipid molecules physically associated with each other by intermolecular forces.

[00117] CCD Lipids

[00118] Lipid compositions for delivery of CRISPR/Cas mRNA and guide RNA components to a liver cell comprise a CCD Lipid.

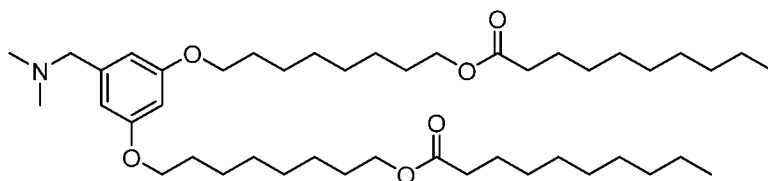
[00119] In some embodiments, the CCD lipid is Lipid A, which is (9Z,12Z)-3-((4,4-bis(octyloxy)butanoyl)oxy)-2-(((3-(diethylamino)propoxy)carbonyl)oxy)methyl)propyl octadeca-9,12-dienoate, also called 3-((4,4-bis(octyloxy)butanoyl)oxy)-2-(((3-(diethylamino)propoxy)carbonyl)oxy)methyl)propyl (9Z,12Z)-octadeca-9,12-dienoate. Lipid A can be depicted as:



[00120]

[00121] Lipid A may be synthesized according to WO2015/095340 (e.g., pp. 84-86).

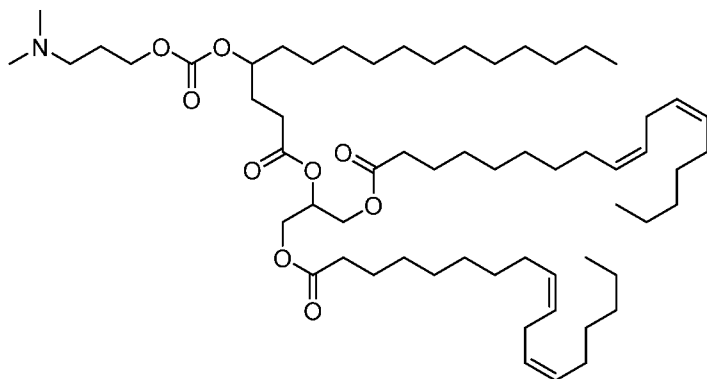
[00122] In some embodiments, the CCD lipid is Lipid B, which is ((5-((dimethylamino)methyl)-1,3-phenylene)bis(oxy))bis(octane-8,1-diyl)bis(decanoate), also called ((5-((dimethylamino)methyl)-1,3-phenylene)bis(oxy))bis(octane-8,1-diyl)bis(decanoate). Lipid B can be depicted as:



[00123]

[00124] Lipid B may be synthesized according to WO2014/136086 (e.g., pp. 107-09).

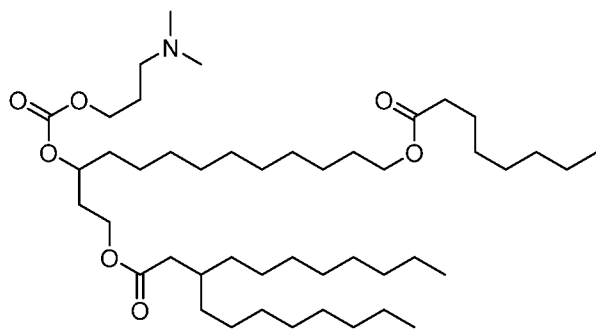
[00125] In some embodiments, the CCD lipid is Lipid C, which is 2-(((4-(((3-(dimethylamino)propoxy)carbonyl)oxy)hexadecanoyl)oxy)propane-1,3-diyl (9Z,9'Z,12Z,12'Z)-bis(octadeca-9,12-dienoate)). Lipid C can be depicted as:



[00126] In some embodiments, the CCD lipid is Lipid D, which is 3-(((3-(dimethylamino)propoxy)carbonyl)oxy)-13-(octanoyloxy)tridecyl 3-octylundecanoate.

[00127] Lipid D can be depicted as:





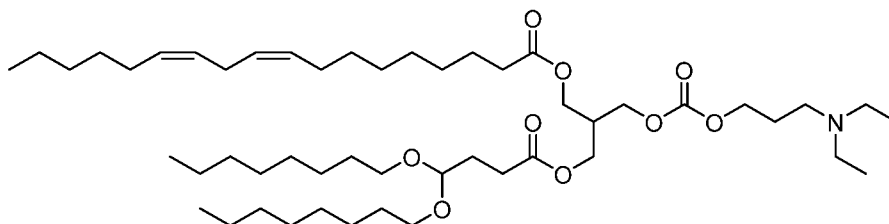
[00128] Lipid C and Lipid D may be synthesized according to WO2015/095340.

[00129] The CCD lipid can also be an equivalent to Lipid A, Lipid B, Lipid C, or Lipid D. In certain embodiments, the CCD lipid is an equivalent to Lipid A, an equivalent to Lipid B, an equivalent to Lipid C, or an equivalent to Lipid D.

[00130] Amine Lipids

[00131] In some embodiments, the LNP compositions for the delivery of biologically active agents comprise an “amine lipid”, which is defined as Lipid A, Lipid B, Lipid C, Lipid D or equivalents of Lipid A (including acetal analogs of Lipid A), equivalents of Lipid B, equivalents of Lipid C, and equivalents of Lipid D.

[00132] In some embodiments, the amine lipid is Lipid A, which is (9Z,12Z)-3-((4,4-bis(octyloxy)butanoyl)oxy)-2-(((3-(diethylamino)propoxy)carbonyl)oxy)methyl)propyl octadeca-9,12-dienoate, also called 3-((4,4-bis(octyloxy)butanoyl)oxy)-2-(((3-(diethylamino)propoxy)carbonyl)oxy)methyl)propyl (9Z,12Z)-octadeca-9,12-dienoate. Lipid A can be depicted as:



[00133] Lipid A may be synthesized according to WO2015/095340 (e.g., pp. 84-86). In certain embodiments, the amine lipid is an equivalent to Lipid A.

[00134] In certain embodiments, an amine lipid is an analog of Lipid A. In certain embodiments, a Lipid A analog is an acetal analog of Lipid A. In particular LNP compositions, the acetal analog is a C4-C12 acetal analog. In some embodiments, the acetal analog is a C5-C12 acetal analog. In additional embodiments, the acetal analog is a C5-C10

acetal analog. In further embodiments, the acetal analog is chosen from a C4, C5, C6, C7, C9, C10, C11, and C12 acetal analog.

[00135] Amine lipids suitable for use in the LNPs described herein are biodegradable in vivo. The amine lipids have low toxicity (e.g., are tolerated in animal models without adverse effect in amounts of greater than or equal to 10 mg/kg). In certain embodiments, LNPs comprising an amine lipid include those where at least 75% of the amine lipid is cleared from the plasma within 8, 10, 12, 24, or 48 hours, or 3, 4, 5, 6, 7, or 10 days. In certain embodiments, LNPs comprising an amine lipid include those where at least 50% of the mRNA or gRNA is cleared from the plasma within 8, 10, 12, 24, or 48 hours, or 3, 4, 5, 6, 7, or 10 days. In certain embodiments, LNPs comprising an amine lipid include those where at least 50% of the LNP is cleared from the plasma within 8, 10, 12, 24, or 48 hours, or 3, 4, 5, 6, 7, or 10 days, for example by measuring a lipid (e.g. an amine lipid), RNA (e.g. mRNA), or other component. In certain embodiments, lipid-encapsulated versus free lipid, RNA, or nucleic acid component of the LNP is measured.

[00136] Lipid clearance may be measured as described in literature. See Maier, M.A., et al. Biodegradable Lipids Enabling Rapidly Eliminated Lipid Nanoparticles for Systemic Delivery of RNAi Therapeutics. *Mol. Ther.* 2013, 21(8), 1570-78 ("Maier"). For example, in Maier, LNP-siRNA systems containing luciferases-targeting siRNA were administered to six- to eight-week old male C57Bl/6 mice at 0.3 mg/kg by intravenous bolus injection via the lateral tail vein. Blood, liver, and spleen samples were collected at 0.083, 0.25, 0.5, 1, 2, 4, 8, 24, 48, 96, and 168 hours post-dose. Mice were perfused with saline before tissue collection and blood samples were processed to obtain plasma. All samples were processed and analyzed by LC-MS. Further, Maier describes a procedure for assessing toxicity after administration of LNP-siRNA formulations. For example, a luciferase-targeting siRNA was administered at 0, 1, 3, 5, and 10 mg/kg (5 animals/group) via single intravenous bolus injection at a dose volume of 5 mL/kg to male Sprague-Dawley rats. After 24 hours, about 1 mL of blood was obtained from the jugular vein of conscious animals and the serum was isolated. At 72 hours post-dose, all animals were euthanized for necropsy. Assessment of clinical signs, body weight, serum chemistry, organ weights and histopathology was performed. Although Maier describes methods for assessing siRNA-LNP formulations, these methods may be applied to assess clearance, pharmacokinetics, and toxicity of administration of LNP compositions of the present disclosure.

[00137] The amine lipids lead to an increased clearance rate. In some embodiments, the clearance rate is a lipid clearance rate, for example the rate at which an amine lipid is cleared from the blood, serum, or plasma. In some embodiments, the clearance rate is an RNA clearance rate, for example the rate at which an mRNA or a gRNA is cleared from the blood, serum, or plasma. In some embodiments, the clearance rate is the rate at which LNP is cleared from the blood, serum, or plasma. In some embodiments, the clearance rate is the rate at which LNP is cleared from a tissue, such as liver tissue or spleen tissue. In certain embodiments, a high rate of clearance rate leads to a safety profile with no substantial adverse effects. The amine lipids reduce LNP accumulation in circulation and in tissues. In some embodiments, a reduction in LNP accumulation in circulation and in tissues leads to a safety profile with no substantial adverse effects.

[00138] The amine lipids of the present disclosure may be ionizable depending upon the pH of the medium they are in. For example, in a slightly acidic medium, the amine lipids may be protonated and thus bear a positive charge. Conversely, in a slightly basic medium, such as, for example, blood where pH is approximately 7.35, the amine lipids may not be protonated and thus bear no charge. In some embodiments, the amine lipids of the present disclosure may be protonated at a pH of at least about 9. In some embodiments, the amine lipids of the present disclosure may be protonated at a pH of at least about 9. In some embodiments, the amine lipids of the present disclosure may be protonated at a pH of at least about 10.

[00139] The ability of an amine lipid to bear a charge is related to its intrinsic pKa. For example, the amine lipids of the present disclosure may each, independently, have a pKa in the range of from about 5.8 to about 6.2. For example, the amine lipids of the present disclosure may each, independently, have a pKa in the range of from about 5.8 to about 6.5. This may be advantageous as it has been found that cationic lipids with a pKa ranging from about 5.1 to about 7.4 are effective for delivery of cargo in vivo, e.g. to the liver. Further, it has been found that cationic lipids with a pKa ranging from about 5.3 to about 6.4 are effective for delivery in vivo, e.g. to tumors. See, e.g., WO2014/136086.

[00140] Additional Lipids

[00141] "Neutral lipids" suitable for use in a lipid composition of the disclosure include, for example, a variety of neutral, uncharged or zwitterionic lipids. Examples of neutral phospholipids suitable for use in the present disclosure include, but are not limited to, 5-heptadecylbenzene-1,3-diol (resorcinol), dipalmitoylphosphatidylcholine (DPPC),

distearoylphosphatidylcholine (DSPC), phosphocholine (DOPC), dimyristoylphosphatidylcholine (DMPC), phosphatidylcholine (PLPC), 1,2-distearoyl-sn-glycero-3-phosphocholine (DAPC), phosphatidylethanolamine (PE), egg phosphatidylcholine (EPC), dilauryloylphosphatidylcholine (DLPC), dimyristoylphosphatidylcholine (DMPC), 1-myristoyl-2-palmitoyl phosphatidylcholine (MPPC), 1-palmitoyl-2-myristoyl phosphatidylcholine (PMPC), 1-palmitoyl-2-stearoyl phosphatidylcholine (PSPC), 1,2-diarachidoyl-sn-glycero-3-phosphocholine (DBPC), 1-stearoyl-2-palmitoyl phosphatidylcholine (SPPC), 1,2-dieicosenoyl-sn-glycero-3-phosphocholine (DEPC), palmitoyloleoyl phosphatidylcholine (POPC), lysophosphatidyl choline, dioleoyl phosphatidylethanolamine (DOPE), dilinoleoylphosphatidylcholine distearoylphosphatidylethanolamine (DSPE), dimyristoyl phosphatidylethanolamine (DMPE), dipalmitoyl phosphatidylethanolamine (DPPE), palmitoyloleoyl phosphatidylethanolamine (POPE), lysophosphatidylethanolamine and combinations thereof. In one embodiment, the neutral phospholipid may be selected from the group consisting of distearoylphosphatidylcholine (DSPC) and dimyristoyl phosphatidyl ethanolamine (DMPE). In another embodiment, the neutral phospholipid may be distearoylphosphatidylcholine (DSPC).

[00142] “Helper lipids” include steroids, sterols, and alkyl resorcinols. Helper lipids suitable for use in the present disclosure include, but are not limited to, cholesterol, 5-heptadecylresorcinol, and cholesterol hemisuccinate. In one embodiment, the helper lipid may be cholesterol. In one embodiment, the helper lipid may be cholesterol hemisuccinate.

[00143] “Stealth lipids” are lipids that alter the length of time the nanoparticles can exist in vivo (e.g., in the blood). Stealth lipids may assist in the formulation process by, for example, reducing particle aggregation and controlling particle size. Stealth lipids used herein may modulate pharmacokinetic properties of the LNP. Stealth lipids suitable for use in a lipid composition of the disclosure include, but are not limited to, stealth lipids having a hydrophilic head group linked to a lipid moiety. Stealth lipids suitable for use in a lipid composition of the present disclosure and information about the biochemistry of such lipids can be found in Romberg et al., *Pharmaceutical Research*, Vol. 25, No. 1, 2008, pg. 55-71 and Hoekstra et al., *Biochimica et Biophysica Acta* 1660 (2004) 41-52. Additional suitable PEG lipids are disclosed, e.g., in WO 2006/007712.

[00144] In one embodiment, the hydrophilic head group of stealth lipid comprises a polymer moiety selected from polymers based on PEG. Stealth lipids may comprise a lipid moiety. In some embodiments, the stealth lipid is a PEG lipid.

[00145] In one embodiment, a stealth lipid comprises a polymer moiety selected from polymers based on PEG (sometimes referred to as poly(ethylene oxide)), poly(oxazoline), poly(vinyl alcohol), poly(glycerol), poly(N-vinylpyrrolidone), polyaminoacids and poly[N-(2-hydroxypropyl)methacrylamide].

[00146] In one embodiment, the PEG lipid comprises a polymer moiety based on PEG (sometimes referred to as poly(ethylene oxide)).

[00147] The PEG lipid further comprises a lipid moiety. In some embodiments, the lipid moiety may be derived from diacylglycerol or diacylglycamide, including those comprising a dialkylglycerol or dialkylglycamide group having alkyl chain length independently comprising from about C4 to about C40 saturated or unsaturated carbon atoms, wherein the chain may comprise one or more functional groups such as, for example, an amide or ester. In some embodiments, the alkyl chain length comprises about C10 to C20. The dialkylglycerol or dialkylglycamide group can further comprise one or more substituted alkyl groups. The chain lengths may be symmetrical or asymmetric.

[00148] Unless otherwise indicated, the term "PEG" as used herein means any polyethylene glycol or other polyalkylene ether polymer. In one embodiment, PEG is an optionally substituted linear or branched polymer of ethylene glycol or ethylene oxide. In one embodiment, PEG is unsubstituted. In one embodiment, the PEG is substituted, e.g., by one or more alkyl, alkoxy, acyl, hydroxy, or aryl groups. In one embodiment, the term includes PEG copolymers such as PEG-polyurethane or PEG-polypropylene (see, e.g., J. Milton Harris, Poly(ethylene glycol) chemistry: biotechnical and biomedical applications (1992)); in another embodiment, the term does not include PEG copolymers. In one embodiment, the PEG has a molecular weight of from about 130 to about 50,000, in a sub-embodiment, about 150 to about 30,000, in a sub-embodiment, about 150 to about 20,000, in a sub-embodiment about 150 to about 15,000, in a sub-embodiment, about 150 to about 10,000, in a sub-embodiment, about 150 to about 6,000, in a sub-embodiment, about 150 to about 5,000, in a sub-embodiment, about 150 to about 4,000, in a sub-embodiment, about 150 to about 3,000, in a sub-embodiment, about 300 to about 3,000, in a sub-embodiment, about 1,000 to about 3,000, and in a sub-embodiment, about 1,500 to about 2,500.

[00149] In certain embodiments, the PEG (e.g., conjugated to a lipid moiety or lipid, such as a stealth lipid), is a “PEG-2K,” also termed “PEG 2000,” which has an average molecular weight of about 2,000 daltons. PEG-2K is represented herein by the following formula (I), wherein n is 45, meaning that the number averaged degree of polymerization comprises about 45 subunits. However, other PEG embodiments known in the art may be used, including, e.g., those where the number-averaged degree of polymerization comprises about 23 subunits (n=23), and/or 68 subunits (n=68). In some embodiments, n may range from about 30 to about 60. In some embodiments, n may range from about 35 to about 55. In some embodiments, n may range from about 40 to about 50. In some embodiments, n may range from about 42 to about 48. In some embodiments, n may be 45. In some embodiments, R may be selected from H, substituted alkyl, and unsubstituted alkyl. In some embodiments, R may be unsubstituted alkyl. In some embodiments, R may be methyl.

[00150] In any of the embodiments described herein, the PEG lipid may be selected from PEG-dilauroylglycerol, PEG-dimyristoylglycerol (PEG-DMG) (catalog # GM-020 from NOF, Tokyo, Japan), PEG-dipalmitoylglycerol, PEG-distearoylglycerol (PEG-DSPE) (catalog # DSPE-020CN, NOF, Tokyo, Japan), PEG-dilaurylglycamide, PEG-dimyristylglycamide, PEG-dipalmitoylglycamide, and PEG-distearoylglycamide, PEG-cholesterol (1-[8'-(Cholest-5-en-3[beta]-oxy)carboxamido-3',6'-dioxaoctanyl]carbamoyl-[omega]-methyl-poly(ethylene glycol)), PEG-DMB (3,4-ditetradecoxybenzyl-[omega]-methyl-poly(ethylene glycol)ether), 1,2-dimyristoyl-sn-glycero-3-phosphoethanolamine-N-[methoxy(polyethylene glycol)-2000] (PEG2k-DMG) (cat. #880150P from Avanti Polar Lipids, Alabaster, Alabama, USA), 1,2-distearoyl-sn-glycero-3-phosphoethanolamine-N-[methoxy(polyethylene glycol)-2000] (PEG2k-DSPE) (cat. #880120C from Avanti Polar Lipids, Alabaster, Alabama, USA), 1,2-distearoyl-sn-glycerol, methoxypolyethylene glycol (PEG2k-DSG; GS-020, NOF Tokyo, Japan), poly(ethylene glycol)-2000-dimethacrylate (PEG2k-DMA), and 1,2-distearoyloxypropyl-3-amine-N-[methoxy(polyethylene glycol)-2000] (PEG2k-DSA). In one embodiment, the PEG lipid may be PEG2k-DMG. In some embodiments, the PEG lipid may be PEG2k-DSG. In one embodiment, the PEG lipid may be PEG2k-DSPE. In one embodiment, the PEG lipid may be PEG2k-DMA. In one embodiment, the PEG lipid may be PEG2k-C-DMA. In one embodiment, the PEG lipid may be compound S027, disclosed in WO2016/010840 (paragraphs [00240] to [00244]). In one embodiment, the PEG lipid may be PEG2k-DSA. In one embodiment, the PEG lipid may be PEG2k-C11. In some embodiments, the PEG lipid may be PEG2k-C14. In some

embodiments, the PEG lipid may be PEG2k-C16. In some embodiments, the PEG lipid may be PEG2k-C18.

[00151] LNP Formulations

[00152] The LNP may contain (i) an amine lipid for encapsulation and for endosomal escape, (ii) a neutral lipid for stabilization, (iii) a helper lipid, also for stabilization, and (iv) a stealth lipid, such as a PEG lipid.

[00153] In some embodiments, an LNP composition may comprise an RNA component that includes one or more of an RNA-guided DNA-binding agent, a Cas nuclease mRNA, a Class 2 Cas nuclease mRNA, a Cas9 mRNA, and a gRNA. In some embodiments, an LNP composition may include a Class 2 Cas nuclease and a gRNA as the RNA component. In certain embodiments, an LNP composition may comprise the RNA component, an amine lipid, a helper lipid, a neutral lipid, and a stealth lipid. In certain LNP compositions, the helper lipid is cholesterol. In other compositions, the neutral lipid is DSPC. In additional embodiments, the stealth lipid is PEG2k-DMG or PEG2k-C11. In certain embodiments, the LNP composition comprises Lipid A or an equivalent of Lipid A; a helper lipid; a neutral lipid; a stealth lipid; and a guide RNA. In certain compositions, the amine lipid is Lipid A. In certain compositions, the amine lipid is Lipid A or an acetal analog thereof; the helper lipid is cholesterol; the neutral lipid is DSPC; and the stealth lipid is PEG2k-DMG.

[00154] In certain embodiments, lipid compositions are described according to the respective molar ratios of the component lipids in the formulation. Embodiments of the present disclosure provide lipid compositions described according to the respective molar ratios of the component lipids in the formulation. In one embodiment, the mol-% of the amine lipid may be from about 30 mol-% to about 60 mol-%. In one embodiment, the mol-% of the amine lipid may be from about 40 mol-% to about 60 mol-%. In one embodiment, the mol-% of the amine lipid may be from about 45 mol-% to about 60 mol-%. In one embodiment, the mol-% of the amine lipid may be from about 50 mol-% to about 60 mol-%. In one embodiment, the mol-% of the amine lipid may be from about 55 mol-% to about 60 mol-%. In one embodiment, the mol-% of the amine lipid may be from about 50 mol-% to about 55 mol-%. In one embodiment, the mol-% of the amine lipid may be about 50 mol-%. In one embodiment, the mol-% of the amine lipid may be about 55 mol-%. In some embodiments, the amine lipid mol-% of the LNP batch will be  $\pm 30\%$ ,  $\pm 25\%$ ,  $\pm 20\%$ ,  $\pm 15\%$ ,  $\pm 10\%$ ,  $\pm 5\%$ , or  $\pm 2.5\%$  of the target mol-%. In some embodiments, the amine lipid mol-% of the LNP batch will be  $\pm 4$  mol-%,  $\pm 3$  mol-%,  $\pm 2$  mol-%,  $\pm 1.5$  mol-%,  $\pm 1$  mol-%,  $\pm 0.5$  mol-%,

or  $\pm 0.25$  mol-% of the target mol-%. All mol-% numbers are given as a fraction of the lipid component of the LNP compositions. In certain embodiments, LNP inter-lot variability of the amine lipid mol-% will be less than 15%, less than 10% or less than 5%.

[00155] In one embodiment, the mol-% of the neutral lipid may be from about 5 mol-% to about 15 mol-%. In one embodiment, the mol-% of the neutral lipid may be from about 7 mol-% to about 12 mol-%. In one embodiment, the mol-% of the neutral lipid may be about 9 mol-%. In some embodiments, the neutral lipid mol-% of the LNP batch will be  $\pm 30\%$ ,  $\pm 25\%$ ,  $\pm 20\%$ ,  $\pm 15\%$ ,  $\pm 10\%$ ,  $\pm 5\%$ , or  $\pm 2.5\%$  of the target neutral lipid mol-%. In certain embodiments, LNP inter-lot variability will be less than 15%, less than 10% or less than 5%.

[00156] In one embodiment, the mol-% of the helper lipid may be from about 20 mol-% to about 60 mol-%. In one embodiment, the mol-% of the helper lipid may be from about 25 mol-% to about 55 mol-%. In one embodiment, the mol-% of the helper lipid may be from about 25 mol-% to about 50 mol-%. In one embodiment, the mol-% of the helper lipid may be from about 25 mol-% to about 40 mol-%. In one embodiment, the mol-% of the helper lipid may be from about 30 mol-% to about 50 mol-%. In one embodiment, the mol-% of the helper lipid may be from about 30 mol-% to about 40 mol-%. In one embodiment, the mol-% of the helper lipid is adjusted based on amine lipid, neutral lipid, and PEG lipid concentrations to bring the lipid component to 100 mol-%. In some embodiments, the helper mol-% of the LNP batch will be  $\pm 30\%$ ,  $\pm 25\%$ ,  $\pm 20\%$ ,  $\pm 15\%$ ,  $\pm 10\%$ ,  $\pm 5\%$ , or  $\pm 2.5\%$  of the target mol-%. In certain embodiments, LNP inter-lot variability will be less than 15%, less than 10% or less than 5%.

[00157] In one embodiment, the mol-% of the PEG lipid may be from about 1 mol-% to about 10 mol-%. In one embodiment, the mol-% of the PEG lipid may be from about 2 mol-% to about 10 mol-%. In one embodiment, the mol-% of the PEG lipid may be from about 2 mol-% to about 8 mol-%. In one embodiment, the mol-% of the PEG lipid may be from about 2 mol-% to about 4 mol-%. In one embodiment, the mol-% of the PEG lipid may be from about 2.5 mol-% to about 4 mol-%. In one embodiment, the mol-% of the PEG lipid may be about 3 mol-%. In one embodiment, the mol-% of the PEG lipid may be about 2.5 mol-%. In some embodiments, the PEG lipid mol-% of the LNP batch will be  $\pm 30\%$ ,  $\pm 25\%$ ,  $\pm 20\%$ ,  $\pm 15\%$ ,  $\pm 10\%$ ,  $\pm 5\%$ , or  $\pm 2.5\%$  of the target PEG lipid mol-%. In certain embodiments, LNP inter-lot variability will be less than 15%, less than 10% or less than 5%.

[00158] In certain embodiments, the cargo includes an mRNA encoding an RNA-guided DNA-binding agent (e.g. a Cas nuclease, a Class 2 Cas nuclease, or Cas9), and a gRNA or a



nucleic acid encoding a gRNA, or a combination of mRNA and gRNA. In one embodiment, an LNP composition may comprise a Lipid A or its equivalents. In some aspects, the amine lipid is Lipid A. In some aspects, the amine lipid is a Lipid A equivalent, e.g. an analog of Lipid A. In certain aspects, the amine lipid is an acetal analog of Lipid A. In various embodiments, an LNP composition comprises an amine lipid, a neutral lipid, a helper lipid, and a PEG lipid. In certain embodiments, the helper lipid is cholesterol. In certain embodiments, the neutral lipid is DSPC. In specific embodiments, PEG lipid is PEG2k-DMG. In some embodiments, an LNP composition may comprise a Lipid A, a helper lipid, a neutral lipid, and a PEG lipid. In some embodiments, an LNP composition comprises an amine lipid, DSPC, cholesterol, and a PEG lipid. In some embodiments, the LNP composition comprises a PEG lipid comprising DMG. In certain embodiments, the amine lipid is selected from Lipid A, and an equivalent of Lipid A, including an acetal analog of Lipid A. In additional embodiments, an LNP composition comprises Lipid A, cholesterol, DSPC, and PEG2k-DMG.

[00159] Embodiments of the present disclosure also provide lipid compositions described according to the molar ratio between the positively charged amine groups of the amine lipid (N) and the negatively charged phosphate groups (P) of the nucleic acid to be encapsulated. This may be mathematically represented by the equation  $N/P$ . In some embodiments, an LNP composition may comprise a lipid component that comprises an amine lipid, a helper lipid, a neutral lipid, and a helper lipid; and a nucleic acid component, wherein the  $N/P$  ratio is about 3 to 10. In some embodiments, an LNP composition may comprise a lipid component that comprises an amine lipid, a helper lipid, a neutral lipid, and a helper lipid; and an RNA component, wherein the  $N/P$  ratio is about 3 to 10. In one embodiment, the  $N/P$  ratio may about 5-7. In one embodiment, the  $N/P$  ratio may about 4.5-8. In one embodiment, the  $N/P$  ratio may about 6. In one embodiment, the  $N/P$  ratio may be  $6 \pm 1$ . In one embodiment, the  $N/P$  ratio may about  $6 \pm 0.5$ . In some embodiments, the  $N/P$  ratio will be  $\pm 30\%$ ,  $\pm 25\%$ ,  $\pm 20\%$ ,  $\pm 15\%$ ,  $\pm 10\%$ ,  $\pm 5\%$ , or  $\pm 2.5\%$  of the target  $N/P$  ratio. In certain embodiments, LNP inter-lot variability will be less than 15%, less than 10% or less than 5%.

[00160] In some embodiments, the RNA component may comprise an mRNA, such as an mRNA disclosed herein, e.g., encoding a Cas nuclease. In one embodiment, RNA component may comprise a Cas9 mRNA. In some compositions comprising an mRNA encoding a Cas nuclease, the LNP further comprises a gRNA nucleic acid, such as a gRNA. In some embodiments, the RNA component comprises a Cas nuclease mRNA and a gRNA.

In some embodiments, the RNA component comprises a Class 2 Cas nuclease mRNA and a gRNA.

[00161] In certain embodiments, an LNP composition may comprise an mRNA disclosed herein, e.g., encoding a Cas nuclease, such as a Class 2 Cas nuclease, an amine lipid, a helper lipid, a neutral lipid, and a PEG lipid. In certain LNP compositions comprising an mRNA encoding a Cas nuclease such as a Class 2 Cas nuclease, the helper lipid is cholesterol. In other compositions comprising an mRNA encoding a Cas nuclease such as a Class 2 Cas nuclease, the neutral lipid is DSPC. In additional embodiments comprising an mRNA encoding a Cas nuclease such as a Class 2 Cas nuclease, the PEG lipid is PEG2k-DMG or PEG2k-C11. In specific compositions comprising an mRNA encoding a Cas nuclease such as a Class 2 Cas nuclease, the amine lipid is selected from Lipid A and its equivalents, such as an acetal analog of Lipid A.

[00162] In some embodiments, an LNP composition may comprise a gRNA. In certain embodiments, an LNP composition may comprise an amine lipid, a gRNA, a helper lipid, a neutral lipid, and a PEG lipid. In certain LNP compositions comprising a gRNA, the helper lipid is cholesterol. In some compositions comprising a gRNA, the neutral lipid is DSPC. In additional embodiments comprising a gRNA, the PEG lipid is PEG2k-DMG or PEG2k-C11. In certain embodiments, the amine lipid is selected from Lipid A and its equivalents, such as an acetal analog of Lipid A.

[00163] In one embodiment, an LNP composition may comprise an sgRNA. In one embodiment, an LNP composition may comprise a Cas9 sgRNA. In one embodiment, an LNP composition may comprise a Cpf1 sgRNA. In some compositions comprising an sgRNA, the LNP includes an amine lipid, a helper lipid, a neutral lipid, and a PEG lipid. In certain compositions comprising an sgRNA, the helper lipid is cholesterol. In other compositions comprising an sgRNA, the neutral lipid is DSPC. In additional embodiments comprising an sgRNA, the PEG lipid is PEG2k-DMG or PEG2k-C11. In certain embodiments, the amine lipid is selected from Lipid A and its equivalents, such as acetal analogs of Lipid A.

[00164] In certain embodiments, an LNP composition comprises an mRNA encoding a Cas nuclease and a gRNA, which may be an sgRNA. In one embodiment, an LNP composition may comprise an amine lipid, an mRNA encoding a Cas nuclease, a gRNA, a helper lipid, a neutral lipid, and a PEG lipid. In certain compositions comprising an mRNA encoding a Cas nuclease and a gRNA, the helper lipid is cholesterol. In some compositions

comprising an mRNA encoding a Cas nuclease and a gRNA, the neutral lipid is DSPC. In additional embodiments comprising an mRNA encoding a Cas nuclease and a gRNA, the PEG lipid is PEG2k-DMG or PEG2k-C11. In certain embodiments, the amine lipid is selected from Lipid A and its equivalents, such as acetal analogs of Lipid A.

[00165] In certain embodiments, the LNP compositions include a Cas nuclease mRNA, such as a Class 2 Cas mRNA and at least one gRNA. In certain embodiments, the LNP composition includes a ratio of gRNA to Cas nuclease mRNA, such as Class 2 Cas nuclease mRNA from about 25:1 to about 1:25. In certain embodiments, the LNP formulation includes a ratio of gRNA to Cas nuclease mRNA, such as Class 2 Cas nuclease mRNA from about 10:1 to about 1:10. In certain embodiments, the LNP formulation includes a ratio of gRNA to Cas nuclease mRNA, such as Class 2 Cas nuclease mRNA from about 8:1 to about 1:8. As measured herein, the ratios are by weight. In some embodiments, the LNP formulation includes a ratio of gRNA to Cas nuclease mRNA, such as Class 2 Cas mRNA from about 5:1 to about 1:5. In some embodiments, ratio range is about 3:1 to 1:3, about 2:1 to 1:2, about 5:1 to 1:2, about 5:1 to 1:1, about 3:1 to 1:2, about 3:1 to 1:1, about 3:1, about 2:1 to 1:1. In some embodiments, the gRNA to mRNA ratio is about 3:1 or about 2:1. In some embodiments the ratio of gRNA to Cas nuclease mRNA, such as Class 2 Cas nuclease is about 1:1. The ratio may be about 25:1, 10:1, 5:1, 3:1, 1:1, 1:3, 1:5, 1:10, or 1:25.

[00166] The LNP compositions disclosed herein may include a template nucleic acid. The template nucleic acid may be co-formulated with an mRNA encoding a Cas nuclease, such as a Class 2 Cas nuclease mRNA. In some embodiments, the template nucleic acid may be co-formulated with a guide RNA. In some embodiments, the template nucleic acid may be co-formulated with both an mRNA encoding a Cas nuclease and a guide RNA. In some embodiments, the template nucleic acid may be formulated separately from an mRNA encoding a Cas nuclease or a guide RNA. The template nucleic acid may be delivered with, or separately from the LNP compositions. In some embodiments, the template nucleic acid may be single- or double-stranded, depending on the desired repair mechanism. The template may have regions of homology to the target DNA, or to sequences adjacent to the target DNA.

[00167] In some embodiments, LNPs are formed by mixing an aqueous RNA solution with an organic solvent-based lipid solution, e.g., 100% ethanol. Suitable solutions or solvents include or may contain: water, PBS, Tris buffer, NaCl, citrate buffer, ethanol, chloroform, diethylether, cyclohexane, tetrahydrofuran, methanol, isopropanol. A

pharmaceutically acceptable buffer, e.g., for in vivo administration of LNPs, may be used. In certain embodiments, a buffer is used to maintain the pH of the composition comprising LNPs at or above pH 6.5. In certain embodiments, a buffer is used to maintain the pH of the composition comprising LNPs at or above pH 7.0. In certain embodiments, the composition has a pH ranging from about 7.2 to about 7.7. In additional embodiments, the composition has a pH ranging from about 7.3 to about 7.7 or ranging from about 7.4 to about 7.6. In further embodiments, the composition has a pH of about 7.2, 7.3, 7.4, 7.5, 7.6, or 7.7. The pH of a composition may be measured with a micro pH probe. In certain embodiments, a cryoprotectant is included in the composition. Non-limiting examples of cryoprotectants include sucrose, trehalose, glycerol, DMSO, and ethylene glycol. Exemplary compositions may include up to 10% cryoprotectant, such as, for example, sucrose. In certain embodiments, the LNP composition may include about 1, 2, 3, 4, 5, 6, 7, 8, 9, or 10% cryoprotectant. In certain embodiments, the LNP composition may include about 1, 2, 3, 4, 5, 6, 7, 8, 9, or 10% sucrose. In some embodiments, the LNP composition may include a buffer. In some embodiments, the buffer may comprise a phosphate buffer (PBS), a Tris buffer, a citrate buffer, and mixtures thereof. In certain exemplary embodiments, the buffer comprises NaCl. In certain embodiments, NaCl is omitted. Exemplary amounts of NaCl may range from about 20 mM to about 45 mM. Exemplary amounts of NaCl may range from about 40 mM to about 50 mM. In some embodiments, the amount of NaCl is about 45 mM. In some embodiments, the buffer is a Tris buffer. Exemplary amounts of Tris may range from about 20 mM to about 60 mM. Exemplary amounts of Tris may range from about 40 mM to about 60 mM. In some embodiments, the amount of Tris is about 50 mM. In some embodiments, the buffer comprises NaCl and Tris. Certain exemplary embodiments of the LNP compositions contain 5% sucrose and 45 mM NaCl in Tris buffer. In other exemplary embodiments, compositions contain sucrose in an amount of about 5% w/v, about 45 mM NaCl, and about 50 mM Tris at pH 7.5. The salt, buffer, and cryoprotectant amounts may be varied such that the osmolality of the overall formulation is maintained. For example, the final osmolality may be maintained at less than 450 mOsm/L. In further embodiments, the osmolality is between 350 and 250 mOsm/L. Certain embodiments have a final osmolality of 300 +/- 20 mOsm/L.

[00168] In some embodiments, microfluidic mixing, T-mixing, or cross-mixing is used. In certain aspects, flow rates, junction size, junction geometry, junction shape, tube diameter, solutions, and/or RNA and lipid concentrations may be varied. LNPs or LNP compositions

may be concentrated or purified, e.g., via dialysis, tangential flow filtration, or chromatography. The LNPs may be stored as a suspension, an emulsion, or a lyophilized powder, for example. In some embodiments, an LNP composition is stored at 2-8° C, in certain aspects, the LNP compositions are stored at room temperature. In additional embodiments, an LNP composition is stored frozen, for example at -20° C or -80° C. In other embodiments, an LNP composition is stored at a temperature ranging from about 0° C to about -80° C. Frozen LNP compositions may be thawed before use, for example on ice, at 4° C, at room temperature, or at 25° C. Frozen LNP compositions may be maintained at various temperatures, for example on ice, at 4° C, at room temperature, at 25° C, or at 37° C.

[00169] In some embodiments, an LNP composition has greater than about 80% encapsulation. In some embodiments, an LNP composition has a particle size less than about 120 nm. In some embodiments, an LNP composition has a pdi less than about 0.2. In some embodiments, at least two of these features are present. In some embodiments, each of these three features is present. Analytical methods for determining these parameters are discussed below in the general reagents and methods section.

[00170] In some embodiments, microfluidic mixing, T-mixing, or cross-mixing is used. In certain aspects, flow rates, junction size, junction geometry, junction shape, tube diameter, solutions, and/or RNA and lipid concentrations may be varied. LNPs or LNP compositions may be concentrated or purified, e.g., via dialysis or chromatography. The LNPs may be stored as a suspension, an emulsion, or a lyophilized powder, for example. In some embodiments, the LNP compositions are stored at 2-8° C, in certain aspects, the LNP compositions are stored at room temperature. In additional embodiments, the LNP composition is stored frozen, for example at -20° C or -80° C. In other embodiments, the LNP composition is stored at a temperature ranging from 0° C to -80° C. Frozen LNP compositions may be thawed before use, for example on ice, at room temperature, or at 25° C.

[00171] Dynamic Light Scattering (“DLS”) can be used to characterize the polydispersity index (“pdi”) and size of the LNPs of the present disclosure. DLS measures the scattering of light that results from subjecting a sample to a light source. PDI, as determined from DLS measurements, represents the distribution of particle size (around the mean particle size) in a population, with a perfectly uniform population having a PDI of zero. In some embodiments, the pdi may range from 0.005 to 0.75. In some embodiments, the pdi may range from 0.01 to 0.5. In some embodiments, the pdi may range from 0.02 to 0.4. In some embodiments, the pdi may range from 0.03 to 0.35. In some embodiments, the pdi may range from 0.1 to 0.35.

[00172] In some embodiments, LNPs disclosed herein have a size of 1 to 250 nm. In some embodiments, the LNPs have a size of 10 to 200 nm. In further embodiments, the LNPs have a size of 20 to 150 nm. In some embodiments, the LNPs have a size of 50 to 150 nm. In some embodiments, the LNPs have a size of 50 to 100 nm. In some embodiments, the LNPs have a size of 50 to 120 nm. In some embodiments, the LNPs have a size of 75 to 150 nm. In some embodiments, the LNPs have a size of 30 to 200 nm. Unless indicated otherwise, all sizes referred to herein are the average sizes (diameters) of the fully formed nanoparticles, as measured by dynamic light scattering on a Malvern Zetasizer. The nanoparticle sample is diluted in phosphate buffered saline (PBS) so that the count rate is approximately 200-400 kcts. The data is presented as a weighted-average of the intensity measure. In some embodiments, the LNPs are formed with an average encapsulation efficiency ranging from 50% to 100%. In some embodiments, the LNPs are formed with an average encapsulation efficiency ranging from 50% to 70%. In some embodiments, the LNPs are formed with an average encapsulation efficiency ranging from 70% to 90%. In some embodiments, the LNPs are formed with an average encapsulation efficiency ranging from 90% to 100%. In some embodiments, the LNPs are formed with an average encapsulation efficiency ranging from 75% to 95%.

[00173] In some embodiments, LNPs associated with the gRNAs disclosed herein are for use in preparing a medicament for treating ATTR. In some embodiments, LNPs associated with the gRNAs disclosed herein are for use in preparing a medicament for reducing or preventing accumulation and aggregation of TTR in amyloids or amyloid fibrils in subjects having ATTR. In some embodiments, LNPs associated with the gRNAs disclosed herein are for use in preparing a medicament for reducing serum TTR concentration. In some embodiments, LNPs associated with the gRNAs disclosed herein are for use in treating ATTR in a subject, such as a mammal, e.g., a primate such as a human. In some embodiments, LNPs associated with the gRNAs disclosed herein are for use in reducing or preventing accumulation and aggregation of TTR in amyloids or amyloid fibrils in subjects having ATTR, such as a mammal, e.g., a primate such as a human. In some embodiments, LNPs associated with the gRNAs disclosed herein are for use in reducing serum TTR concentration in a subject, such as a mammal, e.g., a primate such as a human.

[00174] Electroporation is also a well-known means for delivery of cargo, and any electroporation methodology may be used for delivery of any one of the gRNAs disclosed herein. In some embodiments, electroporation may be used to deliver any one of the gRNAs disclosed herein and an RNA-guided DNA nuclease such as Cas9 or an mRNA encoding an RNA-guided DNA nuclease such as Cas9.

[00175] In some embodiments, the invention comprises a method for delivering any one of the gRNAs disclosed herein to an ex vivo cell, wherein the gRNA is associated with an LNP or not associated with an LNP. In some embodiments, the gRNA/LNP or gRNA is also associated with an RNA-guided DNA nuclease such as Cas9 or an mRNA encoding an RNA-guided DNA nuclease such as Cas9.

[00176] In certain embodiments, the invention comprises DNA or RNA vectors encoding any of the guide RNAs comprising any one or more of the guide sequences described herein. In some embodiments, in addition to guide RNA sequences, the vectors further comprise nucleic acids that do not encode guide RNAs. Nucleic acids that do not encode guide RNA include, but are not limited to, promoters, enhancers, regulatory sequences, and nucleic acids encoding an RNA-guided DNA nuclease, which can be a nuclease such as Cas9. In some embodiments, the vector comprises one or more nucleotide sequence(s) encoding a crRNA, a trRNA, or a crRNA and trRNA. In some embodiments, the vector comprises one or more nucleotide sequence(s) encoding a sgRNA and an mRNA encoding an RNA-guided DNA nuclease, which can be a Cas nuclease, such as Cas9 or Cpf1. In some embodiments, the vector comprises one or more nucleotide sequence(s) encoding a crRNA, a trRNA, and an mRNA encoding an RNA-guided DNA nuclease, which can be a Cas protein, such as, Cas9. In one embodiment, the Cas9 is from *Streptococcus pyogenes* (i.e., Spy Cas9). In some embodiments, the nucleotide sequence encoding the crRNA, trRNA, or crRNA and trRNA (which may be a sgRNA) comprises or consists of a guide sequence flanked by all or a portion of a repeat sequence from a naturally-occurring CRISPR/Cas system. The nucleic acid comprising or consisting of the crRNA, trRNA, or crRNA and trRNA may further comprise a vector sequence wherein the vector sequence comprises or consists of nucleic acids that are not naturally found together with the crRNA, trRNA, or crRNA and trRNA.

[00177] In some embodiments, the crRNA and the trRNA are encoded by non-contiguous nucleic acids within one vector. In other embodiments, the crRNA and the trRNA may be encoded by a contiguous nucleic acid. In some embodiments, the crRNA and the trRNA are encoded by opposite strands of a single nucleic acid. In other embodiments, the crRNA and the trRNA are encoded by the same strand of a single nucleic acid.

[00178] In some embodiments, the vector may be circular. In other embodiments, the vector may be linear. In some embodiments, the vector may be enclosed in a lipid nanoparticle, liposome, non-lipid nanoparticle, or viral capsid. Non-limiting exemplary vectors include plasmids, phagemids, cosmids, artificial chromosomes, minichromosomes, transposons, viral vectors, and expression vectors.

[00179] In some embodiments, the vector may be a viral vector. In some embodiments, the viral vector may be genetically modified from its wild type counterpart. For example, the viral vector may comprise an insertion, deletion, or substitution of one or more nucleotides to facilitate cloning or such that one or more properties of the vector is changed. Such properties may include packaging capacity, transduction efficiency, immunogenicity, genome integration, replication, transcription, and translation. In some embodiments, a portion of the viral genome may be deleted such that the virus is capable of packaging exogenous sequences having a larger size. In some embodiments, the viral vector may have an enhanced transduction efficiency. In some embodiments, the immune response induced by the virus in a host may be reduced. In some embodiments, viral genes (such as, e.g., integrase) that promote integration of the viral sequence into a host genome may be mutated such that the virus becomes non-integrating. In some embodiments, the viral vector may be replication defective. In some embodiments, the viral vector may comprise exogenous transcriptional or translational control sequences to drive expression of coding sequences on the vector. In some embodiments, the virus may be helper-dependent. For example, the virus may need one or more helper virus to supply viral components (such as, e.g., viral proteins) required to amplify and package the vectors into viral particles. In such a case, one or more helper components, including one or more vectors encoding the viral components, may be introduced into a host cell along with the vector system described herein. In other embodiments, the virus may be helper-free. For example, the virus may be capable of amplifying and packaging the vectors without any helper virus. In some embodiments, the vector system described herein may also encode the viral components required for virus amplification and packaging.

[00180] Non-limiting exemplary viral vectors include adeno-associated virus (AAV) vector, lentivirus vectors, adenovirus vectors, helper dependent adenoviral vectors (HDAd), herpes simplex virus (HSV-1) vectors, bacteriophage T4, baculovirus vectors, and retrovirus vectors. In some embodiments, the viral vector may be an AAV vector. In some embodiments, the viral vector is AAV2, AAV3, AAV3B, AAV5, AAV6, AAV6.2, AAV7, AAVrh.64R1, AAVhu.37, AAVrh.8, AAVrh.32.33, AAV8, AAV9, AAVrh10, or AAVLK03. In other embodiments, the viral vector may a lentivirus vector.

[00181] In some embodiments, the lentivirus may be non-integrating. In some embodiments, the viral vector may be an adenovirus vector. In some embodiments, the adenovirus may be a high-cloning capacity or "gutless" adenovirus, where all coding viral regions apart from the 5' and 3' inverted terminal repeats (ITRs) and the packaging signal ('I') are deleted from the virus to increase its packaging capacity. In yet other embodiments, the viral vector may be an HSV-1



vector. In some embodiments, the HSV-1-based vector is helper dependent, and in other embodiments it is helper independent. For example, an amplicon vector that retains only the packaging sequence requires a helper virus with structural components for packaging, while a 30kb-deleted HSV-1 vector that removes non-essential viral functions does not require helper virus. In additional embodiments, the viral vector may be bacteriophage T4. In some embodiments, the bacteriophage T4 may be able to package any linear or circular DNA or RNA molecules when the head of the virus is emptied. In further embodiments, the viral vector may be a baculovirus vector. In yet further embodiments, the viral vector may be a retrovirus vector. In embodiments using AAV or lentiviral vectors, which have smaller cloning capacity, it may be necessary to use more than one vector to deliver all the components of a vector system as disclosed herein. For example, one AAV vector may contain sequences encoding an RNA-guided DNA nuclease such as a Cas nuclease, while a second AAV vector may contain one or more guide sequences.

[00182] In some embodiments, the vector may be capable of driving expression of one or more coding sequences in a cell. In some embodiments, the cell may be a prokaryotic cell, such as, e.g., a bacterial cell. In some embodiments, the cell may be a eukaryotic cell, such as, e.g., a yeast, plant, insect, or mammalian cell. In some embodiments, the eukaryotic cell may be a mammalian cell. In some embodiments, the eukaryotic cell may be a rodent cell. In some embodiments, the eukaryotic cell may be a human cell. Suitable promoters to drive expression in different types of cells are known in the art. In some embodiments, the promoter may be wild type. In other embodiments, the promoter may be modified for more efficient or efficacious expression. In yet other embodiments, the promoter may be truncated yet retain its function. For example, the promoter may have a normal size or a reduced size that is suitable for proper packaging of the vector into a virus.

[00183] In some embodiments, the vector may comprise a nucleotide sequence encoding an RNA-guided DNA nuclease such as a nuclease described herein. In some embodiments, the nuclease encoded by the vector may be a Cas protein. In some embodiments, the vector system may comprise one copy of the nucleotide sequence encoding the nuclease. In other embodiments, the vector system may comprise more than one copy of the nucleotide sequence encoding the nuclease. In some embodiments, the nucleotide sequence encoding the nuclease may be operably linked to at least one transcriptional or translational control sequence. In some embodiments, the nucleotide sequence encoding the nuclease may be operably linked to at least one promoter.

[00184] In some embodiments, the promoter may be constitutive, inducible, or tissue-specific. In some embodiments, the promoter may be a constitutive promoter. Non-limiting

exemplary constitutive promoters include cytomegalovirus immediate early promoter (CMV), simian virus (SV40) promoter, adenovirus major late (MLP) promoter, Rous sarcoma virus (RSV) promoter, mouse mammary tumor virus (MMTV) promoter, phosphoglycerate kinase (PGK) promoter, elongation factor-alpha (EF1a) promoter, ubiquitin promoters, actin promoters, tubulin promoters, immunoglobulin promoters, a functional fragment thereof, or a combination of any of the foregoing. In some embodiments, the promoter may be a CMV promoter. In some embodiments, the promoter may be a truncated CMV promoter. In other embodiments, the promoter may be an EF1a promoter. In some embodiments, the promoter may be an inducible promoter. Non-limiting exemplary inducible promoters include those inducible by heat shock, light, chemicals, peptides, metals, steroids, antibiotics, or alcohol. In some embodiments, the inducible promoter may be one that has a low basal (non-induced) expression level, such as, e.g., the Tet-On<sup>®</sup> promoter (Clontech).

[00185] In some embodiments, the promoter may be a tissue-specific promoter, e.g., a promoter specific for expression in the liver.

[00186] The vector may further comprise a nucleotide sequence encoding the guide RNA described herein. In some embodiments, the vector comprises one copy of the guide RNA. In other embodiments, the vector comprises more than one copy of the guide RNA. In embodiments with more than one guide RNA, the guide RNAs may be non-identical such that they target different target sequences, or may be identical in that they target the same target sequence. In some embodiments where the vectors comprise more than one guide RNA, each guide RNA may have other different properties, such as activity or stability within a complex with an RNA-guided DNA nuclease, such as a Cas RNP complex. In some embodiments, the nucleotide sequence encoding the guide RNA may be operably linked to at least one transcriptional or translational control sequence, such as a promoter, a 3' UTR, or a 5' UTR. In one embodiment, the promoter may be a tRNA promoter, e.g., tRNA<sup>Lys3</sup>, or a tRNA chimera. *See* Mefferd et al., *RNA*. 2015 21:1683-9; Scherer et al., *Nucleic Acids Res.* 2007 35: 2620–2628. In some embodiments, the promoter may be recognized by RNA polymerase III (Pol III). Non-limiting examples of Pol III promoters include U6 and H1 promoters. In some embodiments, the nucleotide sequence encoding the guide RNA may be operably linked to a mouse or human U6 promoter. In other embodiments, the nucleotide sequence encoding the guide RNA may be operably linked to a mouse or human H1 promoter. In embodiments with more than one guide RNA, the promoters used to drive expression may be the same or different. In some embodiments, the nucleotide encoding the crRNA of the guide RNA and the nucleotide encoding the trRNA of the guide RNA may be provided on the same vector. In some embodiments, the nucleotide encoding the crRNA

and the nucleotide encoding the trRNA may be driven by the same promoter. In some embodiments, the crRNA and trRNA may be transcribed into a single transcript. For example, the crRNA and trRNA may be processed from the single transcript to form a double-molecule guide RNA. Alternatively, the crRNA and trRNA may be transcribed into a single-molecule guide RNA (sgRNA). In other embodiments, the crRNA and the trRNA may be driven by their corresponding promoters on the same vector. In yet other embodiments, the crRNA and the trRNA may be encoded by different vectors.

[00187] In some embodiments, the nucleotide sequence encoding the guide RNA may be located on the same vector comprising the nucleotide sequence encoding an RNA-guided DNA nuclease such as a Cas nuclease. In some embodiments, expression of the guide RNA and of the RNA-guided DNA nuclease such as a Cas protein may be driven by their own corresponding promoters. In some embodiments, expression of the guide RNA may be driven by the same promoter that drives expression of the RNA-guided DNA nuclease such as a Cas protein. In some embodiments, the guide RNA and the RNA-guided DNA nuclease such as a Cas protein transcript may be contained within a single transcript. For example, the guide RNA may be within an untranslated region (UTR) of the RNA-guided DNA nuclease such as a Cas protein transcript. In some embodiments, the guide RNA may be within the 5' UTR of the transcript. In other embodiments, the guide RNA may be within the 3' UTR of the transcript. In some embodiments, the intracellular half-life of the transcript may be reduced by containing the guide RNA within its 3' UTR and thereby shortening the length of its 3' UTR. In additional embodiments, the guide RNA may be within an intron of the transcript. In some embodiments, suitable splice sites may be added at the intron within which the guide RNA is located such that the guide RNA is properly spliced out of the transcript. In some embodiments, expression of the RNA-guided DNA nuclease such as a Cas protein and the guide RNA from the same vector in close temporal proximity may facilitate more efficient formation of the CRISPR RNP complex.

[00188] In some embodiments, the compositions comprise a vector system. In some embodiments, the vector system may comprise one single vector. In other embodiments, the vector system may comprise two vectors. In additional embodiments, the vector system may comprise three vectors. When different guide RNAs are used for multiplexing, or when multiple copies of the guide RNA are used, the vector system may comprise more than three vectors.

[00189] In some embodiments, the vector system may comprise inducible promoters to start expression only after it is delivered to a target cell. Non-limiting exemplary inducible promoters include those inducible by heat shock, light, chemicals, peptides, metals, steroids, antibiotics, or

alcohol. In some embodiments, the inducible promoter may be one that has a low basal (non-induced) expression level, such as, e.g., the Tet-On<sup>®</sup> promoter (Clontech).

[00190] In additional embodiments, the vector system may comprise tissue-specific promoters to start expression only after it is delivered into a specific tissue.

[00191] The vector may be delivered by liposome, a nanoparticle, an exosome, or a microvesicle. The vector may also be delivered by a lipid nanoparticle (LNP); see e.g., U.S.S.N. 62/433,228, filed December 12, 2016 and entitled "LIPID NANOPARTICLE FORMULATIONS FOR CRISPR/CAS COMPONENTS," the contents of which are hereby incorporated by reference in their entirety. Any of the LNPs and LNP formulations described herein are suitable for delivery of the guides alone or together a cas nuclease or an mRNA encoding a cas nuclease. In some embodiments, an LNP composition is encompassed comprising: an RNA component and a lipid component, wherein the lipid component comprises an amine lipid, a neutral lipid, a helper lipid, and a stealth lipid; and wherein the N/P ratio is about 1-10.

[00192] In some instances, the the lipid component comprises Lipid A or its acetal analog, cholesterol, DSPC, and PEG-DMG; and wherein the N/P ratio is about 1-10. In some embodiments, the lipid component comprises: about 40-60 mol-% amine lipid; about 5-15 mol-% neutral lipid; and about 1.5-10 mol-% PEG lipid, wherein the remainder of the lipid component is helper lipid, and wherein the N/P ratio of the LNP composition is about 3-10. In some embodiments, the lipid component comprises about 50-60 mol-% amine lipid; about 8-10 mol-% neutral lipid; and about 2.5-4 mol-% PEG lipid, wherein the remainder of the lipid component is helper lipid, and wherein the N/P ratio of the LNP composition is about 3-8. In some instances, the lipid component comprises: about 50-60 mol-% amine lipid; about 5-15 mol-% DSPC; and about 2.5-4 mol-% PEG lipid, wherein the remainder of the lipid component is cholesterol, and wherein the N/P ratio of the LNP composition is about 3-8. In some instances, the lipid component comprises: 48-53 mol-% Lipid A; about 8-10 mol-% DSPC; and 1.5-10 mol-% PEG lipid, wherein the remainder of the lipid component is cholesterol, and wherein the N/P ratio of the LNP composition is  $3-8 \pm 0.2$ .

[00193] In some embodiments, the vector may be delivered systemically. In some embodiments, the vector may be delivered into the hepatic circulation.

[00194] This description and exemplary embodiments should not be taken as limiting. For the purposes of this specification and appended claims, unless otherwise indicated, all numbers expressing quantities, percentages, or proportions, and other numerical values used in the specification and claims, are to be understood as being modified in all instances by the term "about," to the extent they are not already so modified. Accordingly, unless indicated to the

contrary, the numerical parameters set forth in the following specification and attached claims are approximations that may vary depending upon the desired properties sought to be obtained. At the very least, and not as an attempt to limit the application of the doctrine of equivalents to the scope of the claims, each numerical parameter should at least be construed in light of the number of reported significant digits and by applying ordinary rounding techniques.

[00195] It is noted that, as used in this specification and the appended claims, the singular forms “a,” “an,” and “the,” and any singular use of any word, include plural referents unless expressly and unequivocally limited to one referent. As used herein, the term “include” and its grammatical variants are intended to be non-limiting, such that recitation of items in a list is not to the exclusion of other like items that can be substituted or added to the listed items.

### EXAMPLES

[00196] The following examples are provided to illustrate certain disclosed embodiments and are not to be construed as limiting the scope of this disclosure in any way.

#### Example 1. Materials and Methods

##### *In vitro transcription (“IVT”) of nuclease mRNA*

[00197] Capped and polyadenylated *Streptococcus pyogenes* (“Spy”) Cas9 mRNA containing N1-methyl pseudo-U was generated by *in vitro* transcription using a linearized plasmid DNA template and T7 RNA polymerase. Plasmid DNA containing a T7 promoter, a sequence for transcription according to SEQ ID NO: 1 or 2, and a 100 nt poly (A/T) region was linearized by incubating at 37°C for 2 hours with XbaI with the following conditions: 200 ng/μL plasmid, 2 U/μL XbaI (NEB), and 1x reaction buffer. The XbaI was inactivated by heating the reaction at 65°C for 20 min. The linearized plasmid was purified from enzyme and buffer salts using a silica maxi spin column (Epoch Life Sciences) and analyzed by agarose gel to confirm linearization. The IVT reaction to generate Cas9 modified mRNA was incubated at 37°C for 4 hours in the following conditions: 50 ng/μL linearized plasmid; 2 mM each of GTP, ATP, CTP, and N1-methyl pseudo-UTP (Trilink); 10 mM ARCA (Trilink); 5 U/μL T7 RNA polymerase (NEB); 1 U/μL Murine RNase inhibitor (NEB); 0.004 U/μL Inorganic E. coli pyrophosphatase (NEB); and 1x reaction buffer. After the 4-hour incubation, TURBO DNase (ThermoFisher) was added to a final concentration of 0.01 U/μL, and the reaction was incubated for an additional 30 minutes to remove the DNA template. The Cas9 mRNA was purified from enzyme and nucleotides using a MegaClear Transcription Clean-up kit per the manufacturer's protocol (ThermoFisher). Alternatively, the mRNA was purified through a precipitation protocol, which in some cases was followed by

HPLC-based purification. Briefly, after the DNase digestion, the mRNA was precipitated by adding 0.21x vol of a 7.5 M LiCl solution and mixing, and the precipitated mRNA was pelleted by centrifugation. Once the supernatant was removed, the mRNA was reconstituted in water. The mRNA was precipitated again using ammonium acetate and ethanol. 5M Ammonium acetate was added to the mRNA solution for a final concentration of 2M along with 2x volume of 100% EtOH. The solution was mixed and incubated at -20 °C for 15 min. The precipitated mRNA was again pelleted by centrifugation, the supernatant was removed, and the mRNA was reconstituted in water. As a final step, the mRNA was precipitated using sodium acetate and ethanol. 1/10 volume of 3 M sodium acetate (pH 5.5) was added to the solution along with 2x volume of 100% EtOH. The solution was mixed and incubated at -20 °C for 15 min. The precipitated mRNA was again pelleted by centrifugation, the supernatant was removed, the pellet was washed with 70% cold ethanol and allowed to air dry. The mRNA was reconstituted in water. For HPLC purified mRNA, after the LiCl precipitation and reconstitution, the mRNA was purified by RP-IP HPLC (see, e.g., Kariko, et al. *Nucleic Acids Research*, 2011, Vol. 39, No. 21 e142). The fractions chosen for pooling were combined and desalted by sodium acetate/ethanol precipitation as described above. The transcript concentration was determined by measuring the light absorbance at 260 nm (Nanodrop), and the transcript was analyzed by capillary electrophoresis by Bioanalyzer (Agilent).

[00198] When SEQ ID NOs: 1 and 2 are referred to below with respect to RNAs, it is understood that Ts should be replaced with Us (which were N1-methyl pseudouridines as described above). Cas9 mRNAs used in the Examples include a 5' cap and a 3' poly-A tail, e.g., up to 100 nts, and are identified by SEQ ID NO.

[00199] SEQ ID NO: 1: Cas9 sequence 1 for transcription.

```
GGGTCCCGCAGTCGGCGTCCAGCGGCTCTGCTTGTTTCGTGTGTGTGTCGTTGCAGGCCTTAT
TCGGATCCGCCACCATGGACAAGAAGTACAGCATCGGACTGGACATCGGAACAAACAGCGTC
GGATGGGCAGTCATCACAGACGAATACAAGGTCCCGAGCAAGAAGTTCAAGGTCTGGGAAA
CACAGACAGACACAGCATCAAGAAGAACCTGATCGGAGCACTGCTGTTGACAGCGGAGAAA
CAGCAGAAGCAACAAGACTGAAGAGAACAGCAAGAAGAAGATACACAAGAAGAAAGAACAGA
ATCTGCTACCTGCAGGAAATCTTCAGCAACGAAATGGCAAAGGTCGACGACAGCTTCTTCCA
CAGACTGGAAGAAAGCTTCTGGTTCGAAGAAGACAAGAAGCACGAAAGACACCCGATCTTCG
GAAACATCGTTCGACGAAGTCGCATACCACGAAAAGTACCCGACAATCTACCACCTGAGAAAG
AAGCTGGTTCGACAGCACAGACAAGGCAGACCTGAGACTGATCTACCTGGCACTGGCACACAT
GATCAAGTTTCAGAGGACACTTCTGATCGAAGGAGACCTGAACCCGGACAACAGCGACGTCG
ACAAGCTGTTTCATCCAGCTGGTCCAGACATAACAACCAGCTGTTTCGAAGAAAACCCGATCAAC
GCAAGCGGAGTCGACGCAAAGGCAATCTGAGCGCAAGACTGAGCAAGAGCAGAAGACTGGA
AAACCTGATCGCACAGCTGCCGGGAGAAAAGAAGAACGGACTGTTTCGGAAACCTGATCGCAC
TGAGCCTGGGACTGACACCGAACTTCAAGAGCAACTTCGACCTGGCAGAAGACGCAAAGCTG
```

CAGCTGAGCAAGGACACATACGACGACGACCTGGACAACCTGCTGGCACAGATCGGAGACCA  
GTACGCAGACCTGTTCTTGGCAGCAAAGAACCTGAGCGACGCAATCCTGCTGAGCGACATCC  
TGAGAGTCAACACAGAAATCACAAAGGCACCGCTGAGCGCAAGCATGATCAAGAGATACGAC  
GAACACCACCAGGACCTGACACTGCTGAAGGCACTGGTCAGACAGCAGCTGCCGGAAAAGTA  
CAAGGAAATCTTCTTCGACCAGAGCAAGAACGGATACGCAGGATACATCGACGGAGGAGCAA  
GCCAGGAAGAATTCTACAAGTTCATCAAGCCGATCCTGGAAAAGATGGACGGAACAGAAGAA  
CTGCTGGTCAAGCTGAACAGAGAAGACCTGCTGAGAAAAGCAGAGAACATTTCGACAACGGAAG  
CATCCCGCACCAGATCCACCTGGGAGAAGTGCACGCAATCCTGAGAAGACAGGAAGACTTCT  
ACCCGTTCTGAAAGGACAACAGAGAAAAGATCGAAAAGATCCTGACATTCAGAATCCCGTAC  
TACGTTCGGACCGCTGGCAAGAGGAAACAGCAGATTCGCATGGATGACAAGAAAGAGCGAAGA  
ACAATCACACCGTGGAACTTCGAAGAAGTCTGTCGACAAGGGAGCAAGCGCACAGAGCTTCA  
TCGAAAGAATGACAACTTCGACAAGAACCTGCCGAACGAAAAGGTCTGCCGAAGCACAGC  
CTGCTGTACGAATACTTCACAGTCTACAACGAACTGACAAAGGTCAAGTACGTACAGAAAGG  
AATGAGAAAAGCCGGCATTCTGAGCGGAGAACAGAAGAAGGCAATCGTCGACCTGCTGTTCA  
AGACAAACAGAAAGGTACAGTCAAGCAGCTGAAGGAAGACTACTTCAAGAAGATCGAATGC  
TTCGACAGCGTCGAAATCAGCGGAGTCGAAGACAGATTCAACGCAAGCCTGGGAACATACCA  
CGACCTGCTGAAGATCATCAAGGACAAGGACTTCTGGACAACGAAGAAAACGAAGACATCC  
TGGAAGACATCGTCTGACACTGACACTGTTTGAAGACAGAGAAATGATCGAAGAAAAGACTG  
AAGACATACGCACACCTGTTTCGACGACAAGGTATGAAGCAGCTGAAGAGAAGAAGATACAC  
AGGATGGGGAAGACTGAGCAGAAAAGCTGATCAACGGAATCAGAGACAAGCAGAGCGGAAAGA  
CAATCCTGGACTTCTGAAGAGCGACGGATTCGAAAACAGAACTTCATGCAGCTGATCCAC  
GACGACAGCCTGACATTCGAAGGAAGACATCCAGAAGGCACAGGTCAGCGGACAGGGAGACAG  
CCTGCACGAACACATCGCAAACCTGGCAGGAAGCCCGGCAATCAAGAAGGGAATCCTGCAGA  
CAGTCAAGGTCTGTCGACGAACTGGTCAAGGTCTATGGGAAGACACAAGCCGGAAAACATCGTC  
ATCGAAATGGCAAGAGAAAACCAGACAACACAGAAGGGACAGAAGAACAGCAGAGAAAAGT  
GAAGAGAATCGAAGAAGGAATCAAGGAACTGGGAAGCCAGATCCTGAAGGAACACCCGGTTCG  
AAAACACACAGCTGCAGAACGAAAAGCTGTACCTGTACTACCTGCAGAACGGAAGAGACATG  
TACGTTCGACCAGGAACTGGACATCAACAGACTGAGCGACTACGACGTTCGACCACATCGTCCC  
GCAGAGCTTCTGAAGGACGACAGCATCGACAACAAGGTCTGACAAGAAGCGACAAGAACA  
GAGGAAAGAGCGACAACGTCCCGAGCGAAGAAGTCTGCAAGAAGATGAAGAACTACTGGAGA  
CAGCTGCTGAACGCAAAGCTGATCACACAGAGAAAGTTCGACAACCTGACAAAGGCAGAGAG  
AGGAGGACTGAGCGAACTGGACAAGGCAGGATTCATCAAGAGACAGCTGGTCGAAAACAAGAC  
AGATCACAAAGCAGTTCGCACAGATCCTGGACAGCAGAAATGAACACAAAGTACGACGAAAAC  
GACAAGCTGATCAGAGAAGTCAAGGTCTCACACTGAAGAGCAAGCTGGTCAGCGACTTCAG  
AAAGGACTTCCAGTTCTACAAGGTCTAGAGAAATCAACAACCTACCACCACGCACACGACGCAT  
ACCTGAACGCAGTCGTTCGGAACAGCACTGATCAAGAAGTACCCGAAGCTGGAAAGCGAATTC  
GTCTACGGAGACTACAAGGTCTACGACGTCAGAAAGATGATCGCAAAGAGCGAACAGGAAAT  
CGGAAAGGCAACAGCAAAGTACTTCTTCTACAGCAACATCATGAACTTCTTCAAGACAGAAA  
TCACACTGGCAAACGGAGAAATCAGAAAGAGACCGCTGATCGAAACAAACGGAGAAACAGGA  
GAAATCGTCTGGGACAAGGGAAGAGACTTCGCAACAGTCAGAAAGGTCTGAGCATGCCGCA  
GGTCAACATCGTCAAGAAGACAGAAGTCCAGACAGGAGGATTCAGCAAGGAAAGCATCCTGC  
CGAAGAGAAAACAGCGACAAGCTGATCGCAAGAAGAAGGACTGGGACCCGAAGAAGTACGGA  
GGATTTCGACAGCCGACAGTTCGCATACAGCGTCTGGTCTGTCGCAAAGGTGAAAAGGGAAA  
GAGCAAGAAGCTGAAGAGCGTCAAGGAACTGCTGGGAATCACAATCATGGAAAGAAGCAGCT  
TCGAAAAGAACCAGATCGACTTCTGGAAGCAAAGGGATACAAGGAAGTCAAGAAGGACCTG  
ATCATCAAGCTGCCGAAGTACAGCCTGTTCGAACTGGAAAACGGAAGAAAGAGAATGCTGGC  
AAGCGCAGGAGAAGTGCAGAAGGGAAAACGAACTGGCACTGCCGAGCAAGTACGTCAACTTCC  
TGTACCTGGCAAGCCACTACGAAAAGCTGAAGGGAAAGCCCGGAAGACAACGAACAGAAGCAG  
CTGTTTCGTGCAACAGCACAAAGCACTACCTGGACGAAATCATCGAACAGATCAGCGAATTCAG  
CAAGAGAGTCATCCTGGCAGACGCAAACCTGGACAAGGTCTGAGCGCATACAACAAGCACA  
GAGACAAGCCGATCAGAGAACAGGCAGAAAACATCATCCACCTGTTCACTGACAAACCTG

GGAGCACCGGCAGCATTCAAGTACTTCGACACAACAATCGACAGAAAGAGATACACAAGCAC  
AAAGGAAGTCTGGACGCAACACTGATCCACCAGAGCATCACAGGACTGTACGAAACAAGAA  
TCGACCTGAGCCAGCTGGGAGGAGACGGAGGAGGAAGCCCGAAGAAGAAGAGAAAGGTCTAG  
CTAGCCATCACATTTAAAAGCATCTCAGCCTACCATGAGAATAAGAGAAAAGAAAATGAAGAT  
CAATAGCTTATTCATCTCTTTTTCTTTTTTCGTTGGTGTAAAGCCAACACCCTGTCTAAAAAA  
CATAAATTTCTTTAATCATTTTGCCTCTTTTCTCTGTGCTTCAATTAATAAAAAATGGAAG  
AACCTCGAG

[00200] SEQ ID NO: 2: Cas9 sequence 2 for transcription.

GGGTCCCGCAGTCGGCGTCCAGCGGCTCTGCTTGTTTCGTGTGTGTGTCGTTGCAGGCCTTAT  
TCGGATCCATGGATAAGAAGTACTCAATCGGGCTGGATATCGGAACATAATCCGTGGGTTGG  
GCAGTGATCACGGATGAATACAAAGTCCCGTCCAAGAAGTTCAAGGTCCTGGGGAACACCGA  
TAGACACAGCATCAAGAAAAATCTCATCGGAGCCCTGCTGTTTGACTCCGGCGAAACCGCAG  
AAGCGACCCGGCTCAAACGTACCGCGAGGCGACGCTACACCCGGCGGAAGAATCGCATCTGC  
TATCTGCAAGAGATCTTTTCGAACGAAATGGCAAAGGTCGACGACAGCTTCTTCCACCGCCT  
GGAAGAATCTTTCCTGGTGGAGGAGGACAAGAAGCATGAACGGCATCCTATCTTTGGAAACA  
TCGTCGACGAAGTGGCGTACCACGAAAAGTACCCGACCATCTACCATCTGCGGAAGAAGTTG  
GTTGACTCAACTGACAAGGCCGACCTCAGATTGATCTACTTGGCCCTCGCCATATGATCAA  
ATTCCGCGGACACTTCCCTGATCGAAGGCGATCTGAACCCGATAACTCCGACGTGGATAAGC  
TTTTCAATCAACTGGTGCAGACCTACAACCAACTGTTTCAAGAAAACCCAATCAATGCTAGC  
GGCGTCGATGCCAAGGCCATCCTGTCCGCCGGCTGTGCAAGTTCGCGGCGCCTCGAAAACCT  
GATCGCACAGCTGCCGGGAGAGAAAAAGAACGGACTTTTCGGCAACTTGATCGCTCTCTCAC  
TGGGACTCACTCCAATTTCAAGTCCAATTTGACCTGGCCGAGGACGCGAAGCTGCAACTC  
TCAAAGGACACCTACGACGACGACTTGGACAATTTGCTGGCACAAATTTGGCGATCAGTACGC  
GGATCTGTTCCCTTGCCGCTAAGAACCTTTTCGGACGCAATCTTGCTGTCCGATATCCTGCGCG  
TGAACACCGAAATAACCAAAGCGCCGCTTAGCGCCTCGATGATTAAGCGGTACGACGAGCAT  
CACCAGGATCTCAGCTGCTCAAAGCGCTCGTGAGACAGCAACTGCCTGAAAAGTACAAGGA  
GATCTTCTTCGACCAGTCCAAGAATGGGTACGCAGGGTACATCGATGGAGGCGCTAGCCAGG  
AAGAGTTCTATAAGTTCATCAAGCCAATCTGGAAAAGATGGACGGAACCGAAGAAGTCTGTG  
GTCAGCTGAACAGGGAGGATCTGCTCCGGAACAGAGAACCTTTGACAACGGATCCATTCC  
CCACCAGATCCATCTGGGTGAGCTGCACGCCATCTTTCGGCGCCAGGAGGACTTTTACCCAT  
TCCTCAAGGACAACCGGGAAAAGATCGAGAAAATTCTGACGTTCCGCATCCCGTATTACGTG  
GGCCCACTGGCGCGCGGCAATTCGCGCTTCGCGTGGATGACTAGAAAATCAGAGGAAACCAT  
CACTCCTTGGAAATTCGAGGAAGTTGTGGATAAGGGAGCTTCGGCACAAAGCTTCATCGAAC  
GAATGACCAACTTCGACAAGAATCTCCCAAACGAGAAGGTGCTTCCTAAGCACAGCCTCCTT  
TACGAATACTTCACTGTCTACAACGAACTGACTAAAGTGAATACGTTACTGAAGGAATGAG  
GAAGCCGGCCTTCTGTCCGGAGAACAGAAGAAAGCAATTTGTCGATCTGCTGTTCAAGACCA  
ACCGCAAGGTGACCGTCAAGCAGCTTAAAGAGGACTACTTCAAGAAGATCGAGTGTTTCGAC  
TCAGTGGAAATCAGCGGGGTGGAGGACAGATTCAACGCTTCGCTGGGAACCTATCATGATCT  
CCTGAAGATCATCAAGGACAAGGACTTCCCTTGACAACGAGGAGAACGAGGACATCCTGGAAG  
ATATCGTCCCTGACCTTGACCTTTTCGAGGATCGCGAGATGATCGAGGAGAGGCTTAAGACC  
TACGCTCATCTTTCGACGATAAAGTTCATGAAACAACCAAGCGCCGCGGTACACTGGTTG  
GGCCCGCCTCTCCCGCAAGCTGATCAACGGTATTTCGCGATAAACAGAGCGGTAAAACATCC  
TGGATTTCCCTCAAATCGGATGGCTTCGCTAATCGTAACTTCATGCAATTGATCCACGACGAC  
AGCCTGACCTTTAAGGAGGACATCCAAAAGCACAAGTGTCCGGACAGGGAGACTCACTCCA  
TGAACACATCGCGAATCTGGCCGGTTCGCCGGCGATTAAGAAGGGAATTTCTGCAAACTGTGA  
AGGTGGTGCAGGAGCTGGTGAAGGTCATGGGACGGCACAAACCGGAGAATATCGTGATTGAA  
ATGGCCCGAGAAAACCGACTACCCAGAAGGGCCAGAAAACCTCCCGCGAAAGGATGAAGCG  
GATCGAAGAAGGAATCAAGGAGCTGGGCAGCCAGATCCTGAAAGAGCACCCGGTGGAAAACA



CGCAGCTGCAGAACGAGAAGCTCTACCTGTACTATTTGCAAATGGACGGGACATGTACGTG  
 GACCAAGAGCTGGACATCAATCGGTTGTCTGATTACGACGTGGACCACATCGTTCCACAGTC  
 CTTTCTGAAGGATGACTCGATCGATAACAAGGTGTTGACTCGCAGCGACAAGAACAGAGGGA  
 AGTCAGATAATGTGCCATCGGAGGAGGTCGTGAAGAAGATGAAGAATTACTGGCGGCAGCTC  
 CTGAATGCGAAGCTGATTACCCAGAGAAAAGTTTGACAATCTCACTAAAGCCGAGCGCGGGC  
 ACTCTCAGAGCTGGATAAAGGCTGGATTTCATCAAACGGCAGCTGGTCGAGACTCGGCAGATTA  
 CCAAGCACGTGGCGCAGATCTTGGACTCCC GCATGAACACTAAATACGACGAGAACGATAAG  
 CTCATCCGGGAAGTGAAGGTGATTACCCGTGAAAAGCAAACCTTGTGTCTGGACTTTTCGGAAGGA  
 CTTTCAGTTTTTACAAAGTGAGAGAAATCAACAACCTACCATCACGCGCATGACGCATACCTCA  
 ACGCTGTGGTCTGGTACCGCCCTGATCAAAAAGTACCCTAACTTGAATCGGAGTTTGTGTAC  
 GGAGACTACAAGGTCTACGACGTGAGGAAGATGATAGCCAAGTCCGAACAGGAAATCGGGAA  
 AGCAACTGCGAAATACTTCTTTTACTCAAACATCATGAACTTTTTCAAGACTGAAATTACGC  
 TGGCCAATGGAGAAATCAGGAAGAGGCCACTGATCGAAACTAACGGAGAAACGGGCGAAATC  
 GTGTGGGACAAGGGCAGGGACTTCGCAACTGTTGCAAAAGTGCTCTCTATGCCGCAAGTCAA  
 TATTGTGAAGAAAACCGAAGTGCAAAACGGCGGATTTTCAAAGGAATCGATCCTCCCAAAGA  
 GAAATAGCGACAAGCTCATTGCACGCAAGAAAGACTGGGACCCGAAGAAGTACGGAGGATTC  
 GATTCGCCGACTGTGTCATACTCCGTCTCGTGGTGGCCAAGGTGGAGAAGGGAAAGAGCAA  
 AAAGCTCAAATCCGTCAAAGAGCTGCTGGGGATTACCATCATGGAACGATCCTCGTTCGAGA  
 AGAACCCGATTGATTTCTCGAGGCGAAGGGTTACAAGGAGGTGAAGAAGGATCTGATCATC  
 AAACCTCCCAAGTACTCACTGTTGCAACTGGAAAATGGTCGGAAGCGCATGCTGGCTTCGGC  
 CGGAGAACTCCAAAAGGAAATGAGCTGGCCTTGCCCTAGCAAGTACGTCAACTTCCTCTATC  
 TTGCTTCGCACTACGAAAACTCAAAGGGTCACCGGAAGATAACGAACAGAAGCAGCTTTTC  
 GTGGAGCAGCACAAGCATTATCTGGATGAAATCATCGAACAAATCTCCGAGTTTTCAAAGCG  
 CGTGATCCTCGCCGACGCCAACCTCGACAAAGTCCTGTCTGGCCTACAATAAGCATAGAGATA  
 AGCCGATCAGAGAACAGGCCGAGAACATTATCCACTTGTTCACCCTGACTAACCTGGGAGCC  
 CCAGCCGCCTTCAAGTACTTCGATACTACTATCGATCGCAAAGATAACACGTCCACCAAGGA  
 AGTTCTGGACGCGACCCTGATCCACCAAAGCATCACTGGACTCTACGAAACTAGGATCGATC  
 TGTGCGAGCTGGGTGGCGATGGCGGTGGATCTCCGAAAAAGAAGAGAAAGGTGTAATGAGCT  
 AGCCATCACATTTAAAAGCATCTCAGCCTACCATGAGAATAAGAGAAAAGAAATGAAGATCA  
 ATAGCTTATTCATCTCTTTTCTTTTCTGTTGGTGTAAAGCCAACACCCTGTCTAAAAACA  
 TAAATTTCTTTAATCATTGCTCTTTTCTCTGTGCTTCAATTAATAAAAAATGGAAAGAA  
 CCTCGAG

***Human TTR guide design and human TTR with cynomolgus monkey homology guide design***

[00201] Initial guide selection was performed *in silico* using a human reference genome (e.g., hg38) and user defined genomic regions of interest (e.g., TTR protein coding exons), for identifying PAMs in the regions of interest. For each identified PAM, analyses were performed and statistics reported. gRNA molecules were further selected and rank ordered based on a number of criteria (e.g., GC content, predicted on-target activity, and potential off-target activity).

A total of 68 guide RNAs were designed toward TTR (ENSG00000118271) targeting the protein coding regions within Exon 1, 2, 3 and 4. Of the total 68 guides, 33 were 100% homologous in cynomolgus monkey (“cyno”). In addition, for 10 of the human TTR guides which were not perfectly homologous in cyno, “surrogate” guides were designed and made in

parallel to perfectly match the corresponding cyno target sequence. These “surrogate” or “tool” guides may be screened in cyno, e.g., to approximate the activity and function of the homologous human guide sequence. Guide sequences and corresponding genomic coordinates are provided (Table 1). All of the guide RNAs were made as dual guide RNAs, and a subset of the guide sequences were made as modified single guide RNA (Table 2). Guide ID alignment across dual guide RNA (dgRNA) IDs, modified single guide RNA (sgRNA) IDs, the number of mismatches to the cyno genome as well as the cyno exact matched IDs are provided (Table 3). Where dgRNAs are used in the experiments detailed throughout the Examples, SEQ ID NO: 270 was used.

***Cas9 mRNA and guide RNA delivery in vitro***

[00202] *HEK293\_Cas9 cell line*. The human embryonic kidney adenocarcinoma cell line HEK293 constitutively expressing Spy Cas9 (“HEK293\_Cas9”) was cultured in DMEM media supplemented with 10% fetal bovine serum and 500 µg/ml G418. Cells were plated at a density of 10,000 cells/well in a 96-well plate 24 hours prior to transfection. Cells were transfected with Lipofectamine RNAiMAX (ThermoFisher, Cat. 13778150) per the manufacturer’s protocol. Cells were transfected with a lipoplex containing individual crRNA (25 nM), trRNA (25 nM), Lipofectamine RNAiMAX (0.3 µL/well) and OptiMem.

[00203] *HUH7 cell line*. The human hepatocellular carcinoma cell line HUH7 (Japanese Collection of Research Bioresources Cell Bank, Cat. JCRB0403) was cultured in DMEM media supplemented with 10% fetal bovine serum. Cells were plated on at a density of 15,000 cells/well in a 96-well plate 20 hours prior to transfection. Cells were transfected with Lipofectamine MessengerMAX (ThermoFisher, Cat. LMRNA003) per the manufacturer’s protocol. Cells were sequentially transfected with a lipoplex containing Spy Cas9 mRNA (100 ng), MessengerMAX (0.3 µL/well) and OptiMem followed by a separate lipoplex containing individual crRNA (25 nM), tracer RNA (25 nM), MessengerMAX (0.3 µL/well) and OptiMem.

[00204] *HepG2 cell line*. The human hepatocellular carcinoma cell line HepG2 (American Type Culture Collection, Cat. HB-8065) was cultured in DMEM media supplemented with 10% fetal bovine serum. Cells were counted and plated on Bio-coat collagen I coated 96-well plates (ThermoFisher, Cat. 877272) at a density of 10,000 cells/well in a 96-well plate 24 hours prior to transfection. Cells were transfected with Lipofectamine 2000 (ThermoFisher, Cat. 11668019) per the manufacturer’s protocol. Cells were sequentially transfected with lipoplex containing Spy Cas9 mRNA (100 ng), Lipofectamine 2000 (0.2

$\mu\text{L}/\text{well}$ ) and OptiMem followed by a separate lipoplex containing individual crRNA (25 nM), tracer RNA (25 nM), Lipofectamine 2000 (0.2  $\mu\text{L}/\text{well}$ ) and OptiMem.

[00205] *Primary liver hepatocytes.* Primary human liver hepatocytes (PHH) and primary cynomolgus liver hepatocytes (PCH) (Gibco) were cultured per the manufacturer's protocol (Invitrogen, protocol 11.28.2012). In brief, the cells were thawed and resuspended in hepatocyte thawing medium with supplements (Gibco, Cat. CM7000) followed by centrifugation at 100 g for 10 minutes for human and 80g for 4 minutes for cyno. The supernatant was discarded and the pelleted cells resuspended in hepatocyte plating medium plus supplement pack (Invitrogen, Cat. A1217601 and CM3000). Cells were counted and plated on Bio-coat collagen I coated 96-well plates (ThermoFisher, Cat. 877272) at a density of 33,000 cells/well for human or 60,000 cells/well for cyno (or 65,000 cells/well when assaying effects on TTR protein, described further below). Plated cells were allowed to settle and adhere for 6 or 24 hours in a tissue culture incubator at 37°C and 5% CO<sub>2</sub> atmosphere. After incubation cells were checked for monolayer formation and media was replaced with hepatocyte culture medium with serum-free supplement pack (Invitrogen, Cat. A1217601 and CM4000).

[00206] Lipofectamine RNAiMax (ThermoFisher, Cat. 13778150) based transfections were conducted as per the manufacturer's protocol. Cells were sequentially transfected with a lipoplex containing Spy Cas9 mRNA (100 ng), Lipofectamine RNAiMax (0.4  $\mu\text{L}/\text{well}$ ) and OptiMem followed by a separate lipoplex containing crRNA (25 nM) and tracer RNA (25 nM) or sgRNA (25nM), Lipofectamine RNAiMax (0.4  $\mu\text{L}/\text{well}$ ) and OptiMem.

[00207] Ribonucleotide formation was performed prior to electroporation or transfection of Spy Cas9 protein loaded with guide RNAs (RNPs) onto cells. For dual guide (dgRNAs), individual crRNA and trRNA was pre-annealed by mixing equivalent amounts of reagent and incubating at 95°C for 2 min and cooling to room temperature. Single guide (sgRNAs) were boiled at 95°C for 2 min and cooling to room temperature. The boiled dgRNA or sgRNA was incubated with Spy Cas9 protein in OptiMem for 10 minutes at room temperature to form a ribonucleoprotein (RNP) complex.

[00208] For RNP electroporation into primary human and cyno hepatocytes, the cells are thawed and resuspended in Lonza electroporation Primary Cell P3 buffer at a concentration of 2500 cells per  $\mu\text{L}$  for human hepatocytes and 3500 cells per  $\mu\text{L}$  for cyno hepatocytes. A volume of 20  $\mu\text{L}$  of resuspended cells and 5  $\mu\text{L}$  of RNP are mixed together per guide. 20  $\mu\text{L}$  of the mixture is placed into a Lonza electroporation plate. The cells were electroporated using the Lonza nucleofector with the preset protocol EX-147. Post electroporation, the cells

are transferred into a Biocoat plate containing pre-warmed maintenance media and placed in a tissue culture incubator at 37°C and 5% CO<sub>2</sub>.

[00209] For RNP lipoplex transfections, cells were transfected with Lipofectamine RNAiMAX (ThermoFisher, Cat. 13778150) per the manufacturer's protocol. Cells were transfected with an RNP containing Spy Cas9 (10nM), individual guide (10 nM), tracer RNA (10 nM), Lipofectamine RNAiMAX (1.0 µL/well) and OptiMem. RNP formation was performed as described above.

[00210] LNPs were formed either by microfluidic mixing of the lipid and RNA solutions using a Precision Nanosystems NanoAssemblr™ Benchtop Instrument, per the manufacturer's protocol, or cross-flow mixing.

[00211] LNP formulation - NanoAssemblr

[00212] In general, the lipid nanoparticle components were dissolved in 100% ethanol with the lipid component of various molar ratios. The RNA cargos were dissolved in 25 mM citrate, 100 mM NaCl, pH 5.0, resulting in a concentration of RNA cargo of approximately 0.45 mg/mL. The LNPs were formulated with a lipid amine to RNA phosphate (N:P) molar ratio of about 4.5 or about 6, with the ratio of mRNA to gRNA at 1:1 by weight.

[00213] The LNPs were formed by microfluidic mixing of the lipid and RNA solutions using a Precision Nanosystems NanoAssemblr™ Benchtop Instrument, according to the manufacturer's protocol. A 2:1 ratio of aqueous to organic solvent was maintained during mixing using differential flow rates. After mixing, the LNPs were collected, diluted in water (approximately 1:1 v/v), held for 1 hour at room temperature, and further diluted with water (approximately 1:1 v/v) before final buffer exchange. The final buffer exchange into 50 mM Tris, 45 mM NaCl, 5% (w/v) sucrose, pH 7.5 (TSS) was completed with PD-10 desalting columns (GE). If required, formulations were concentrated by centrifugation with Amicon 100 kDa centrifugal filters (Millipore). The resulting mixture was then filtered using a 0.2 µm sterile filter. The final LNP was stored at -80 °C until further use.

LNP Formulation – Cross-Flow

[00214] For LNPs prepared using the cross-flow technique, the LNPs were formed by impinging jet mixing of the lipid in ethanol with two volumes of RNA solutions and one volume of water. The lipid in ethanol is mixed through a mixing cross with the two volumes of RNA solution. A fourth stream of water is mixed with the outlet stream of the cross through an inline tee. (See WO2016010840 FIG.2.) The LNPs were held for 1 hour at room temperature, and further diluted with water (approximately 1:1 v/v). Diluted LNPs were concentrated using tangential flow filtration on a flat sheet cartridge (Sartorius, 100kD

MWCO) and then buffer exchanged by diafiltration into 50 mM Tris, 45 mM NaCl, 5% (w/v) sucrose, pH 7.5 (TSS). Alternatively, the final buffer exchange into TSS was completed with PD-10 desalting columns (GE). If required, formulations were concentrated by centrifugation with Amicon 100 kDa centrifugal filters (Millipore). The resulting mixture was then filtered using a 0.2 µm sterile filter. The final LNP was stored at 4°C or -80°C until further use.

#### ***Formulation Analytics***

[00215] Dynamic Light Scattering (“DLS”) is used to characterize the polydispersity index (“pdi”) and size of the LNPs of the present disclosure. DLS measures the scattering of light that results from subjecting a sample to a light source. PDI, as determined from DLS measurements, represents the distribution of particle size (around the mean particle size) in a population, with a perfectly uniform population having a PDI of zero. Average particle size and polydispersity are measured by dynamic light scattering (DLS) using a Malvern Zetasizer DLS instrument. LNP samples were diluted 30X in PBS prior to being measured by DLS. Z-average diameter which is an intensity based measurement of average particle size was reported along with number average diameter and pdi. A Malvern Zetasizer instrument is also used to measure the zeta potential of the LNP. Samples are diluted 1:17 (50uL into 800uL) in 0.1X PBS, pH 7.4 prior to measurement.

[00216] A fluorescence-based assay (Ribogreen®, ThermoFisher Scientific) is used to determine total RNA concentration and free RNA. Encapsulation efficiency is calculated as (Total RNA - Free RNA)/Total RNA. LNP samples are diluted appropriately with 1x TE buffer containing 0.2% Triton-X 100 to determine total RNA or 1x TE buffer to determine free RNA. Standard curves are prepared by utilizing the starting RNA solution used to make the formulations and diluted in 1x TE buffer +/- 0.2% Triton-X 100. Diluted RiboGreen® dye (according to the manufacturer's instructions) is then added to each of the standards and samples and allowed to incubate for approximately 10 minutes at room temperature, in the absence of light. A SpectraMax M5 Microplate Reader (Molecular Devices) is used to read the samples with excitation, auto cutoff and emission wavelengths set to 488 nm, 515 nm, and 525 nm respectively. Total RNA and free RNA are determined from the appropriate standard curves.

[00217] Encapsulation efficiency is calculated as (Total RNA - Free RNA)/Total RNA. The same procedure may be used for determining the encapsulation efficiency of a DNA-based cargo component. For single-strand DNA Oligreen Dye may be used, and for double-strand DNA, Picogreen Dye.

[00218] Typically, when preparing LNPs, encapsulation was >80%, particle size was <120 nm, and pdi was <0.2.

#### ***LNP Delivery In Vivo***

[00219] Unless otherwise noted, CD-1 female mice, ranging from 6-10 weeks of age were used in each study. Animals were weighed and grouped according to body weight for preparing dosing solutions based on group average weight. LNPs were dosed via the lateral tail vein in a volume of 0.2 mL per animal (approximately 10 mL per kilogram body weight). The animals were observed at approximately 6 hours post dose for adverse effects. Body weight was measured at twenty-four hours post-administration, and animals were euthanized at various time points by exsanguination via cardiac puncture under isoflourane anesthesia. Blood was collected into serum separator tubes or into tubes containing buffered sodium citrate for plasma as described herein. For studies involving in vivo editing, liver tissue was collected from the median lobe or from three independent lobes (e.g., the right median, left median, and left lateral lobes) from each animal for DNA extraction and analysis.

#### ***Transthyretin (TTR) ELISA analysis used in animal studies***

[00220] Blood was collected and the serum was isolated as indicated. The total mouse TTR serum levels were determined using a Mouse Prealbumin (Transthyretin) ELISA Kit (Aviva Systems Biology, Cat. OKIA00111); rat TTR serum levels were measured using a rat specific ELISA kit (Aviva Systems Biology catalog number OKIA00159); human TTR serum levels were measured using a human specific ELISA kit (Aviva Systems Biology catalog number OKIA00081); each according to manufacture's protocol. Briefly, sera were serially diluted with kit sample diluent to a final dilution of 10,000-fold, or 5,000-fold when measuring human TTR in mouse sera. 100ul of the prepared standard curve or diluted serum samples were added to the ELISA plate, incubated for 30 minutes at room temperature then washed 3 times with provided wash buffer. 100uL of detection antibody was then added to each well and incubated for 20 minutes at room temperature followed by 3 washes. 100uL of substrate is added then incubated for 10 minutes at room temperature before the addition of 100uL stop solution. The absorbance of the contents was measured on the Spectramax M5 plate reader with analysis using SoftmaxPro version 7.0 software. Serum TTR levels were quantitated off the standard curve using 4 parameter logistic fit and expressed as ug/mL of serum or percent knockdown relative control (vehicle treated) animals.

#### ***Genomic DNA isolation***

[00221] Transfected cells were harvested post-transfection at 24, 48, or 72 hours. The genomic DNA was extracted from each well of a 96-well plate using 50  $\mu$ L/well BuccalAmp DNA Extraction solution (Epicentre, Cat. QE09050) per manufacturer's protocol. All DNA samples were subjected to PCR and subsequent NGS analyses, as described herein.

***Next-generation sequencing (“NGS”) analysis***

[00222] To quantitatively determine the efficiency of editing at the target location in the genome, sequencing was utilized to identify the presence of insertions and deletions introduced by gene editing.

[00223] Primers were designed around the target site within the gene of interest (e.g. *TTR*), and the genomic area of interest was amplified.

[00224] Additional PCR was performed per the manufacturer's protocols (Illumina) to add chemistry for sequencing. The amplicons were sequenced on an Illumina MiSeq instrument. The reads were aligned to a reference genome (e.g., the human reference genome (hg38), the cynomolgus reference genome (mf5), the rat reference genome (rn6), or the mouse reference genome (mm10)) after eliminating those having low quality scores. The resulting files containing the reads were mapped to the reference genome (BAM files), where reads that overlapped the target region of interest were selected and the number of wild type reads versus the number of reads which contain an insertion, substitution, or deletion was calculated.

[00225] The editing percentage (e.g., the “editing efficiency” or “percent editing” or “indel frequency”) is defined as the total number of sequence reads with insertions/deletions (“indels”) or substitutions over the total number of sequence reads, including wild type.

***Analysis of secreted transthyretin (“TTR”) protein by Western Blot***

[00226] Secreted levels of TTR protein in media were determined using western blotting methods. HepG2 cells were transfected as previously described with select guides from Table 1. Media changes were performed every 3 days post transfection. Six days post-transfection, the media was removed, and cells were washed once with media that did not contain fetal bovine serum (FBS). Media without serum was added to the cells and incubated at 37°C. After 4hrs the media was removed and centrifuged to pellet any debris; cell number for each well was estimated based on the values obtained from a CTG assay on remaining cells and comparison to the plate average. After centrifugation, the media was transferred to a new plate and stored at -20°C. An acetone precipitation of the media was performed to precipitate any protein that had been secreted into the media. Four volumes of ice cold acetone were added to one volume of media. The solution was mixed well and kept at -20°C for 90min.

The acetone:media mixture was centrifuged at 15,000xg and 4°C for 15min. The supernatant was discarded and the retained pellet was air dried to eliminate any residual acetone. The pellet was resuspended in 15µL RIPA buffer (Boston Bio Products, Cat. BP-115) plus freshly added protease inhibitor mixture consisting of complete protease inhibitor cocktail (Sigma, Cat. 11697498001) and 1mM DTT. Lysates were mixed with Laemmli buffer and denatured at 95°C for 10 minutes. Western blots were run using the NuPage system on 12% Bis-Tris gels (ThermoFisher) per the manufacturer's protocol followed by wet transfer onto 0.45 µm nitrocellulose membrane (Bio-Rad, Cat. 1620115). Blots were blocked using 5% Dry Milk in TBS for 30 minutes on a lab rocker at room temperature. Blots were rinsed with TBST and probed with rabbit α-TTR monoclonal antibody (Abcam, Cat. Ab75815) at 1:1000 in TBST. Alpha-1 antitrypsin was used as a loading control (Sigma, Cat. HPA001292) at 1:1000 in TBST and incubated simultaneously with the TTR primary antibody. Blots were sealed in a bag and kept overnight at 4°C on a lab rocker. After incubation, blots were rinsed 3 times for 5min each in TBST and probed with secondary antibodies to Rabbit (ThermoFisher, Cat. PISA535571) at 1:25,000 in TBST for 30min at room temperature. After incubation, blots were rinsed 3 times for 5min each in TBST and 2 times with PBS. Blots were visualized and analyzed using a Licor Odyssey system.

#### ***Analysis of intracellular TTR by Western Blot***

[00227] The hepatocellular carcinoma cell line, HUH7, was transfected as previously described with select guides from Table 1. Six-days post-transfection, the media was removed and the cells were lysed with 50 µL/well RIPA buffer (Boston Bio Products, Cat. BP-115) plus freshly added protease inhibitor mixture consisting of complete protease inhibitor cocktail (Sigma, Cat. 11697498001), 1 mM DTT, and 250 U/ml Benzonase (EMD Millipore, Cat. 71206-3). Cells were kept on ice for 30 minutes at which time NaCl (1 M final concentration) was added. Cell lysates were thoroughly mixed and retained on ice for 30 minutes. The whole cell extracts ("WCE") were transferred to a PCR plate and centrifuged to pellet debris. A Bradford assay (Bio-Rad, Cat. 500-0001) was used to assess protein content of the lysates. The Bradford assay procedure was completed per the manufacturer's protocol. Extracts were stored at minus 20°C prior to use. Western blots were performed to assess intracellular TTR protein levels. Lysates were mixed with Laemmli buffer and denatured at 95°C for 10min. Western blots were run using the NuPage system on 12% Bis-Tris gels (ThermoFisher) per the manufacturer's protocol followed by wet transfer onto 0.45 µm nitrocellulose membrane (Bio-Rad, Cat. 1620115). After transfer membranes were rinsed thoroughly with water and stained with Ponceau S solution (Boston Bio Products, Cat. ST-



180) to confirm complete and even transfer. Blots were blocked using 5% Dry Milk in TBS for 30 minutes on a lab rocker at room temperature. Blots were rinsed with TBST and probed with rabbit  $\alpha$ -TTR monoclonal antibody (Abcam, Cat. Ab75815) at 1:1000 in TBST.  $\beta$ -actin was used as a loading control (ThermoFisher, Cat. AM4302) at 1:2500 in TBST and incubated simultaneously with the TTR primary antibody. Blots were sealed in a bag and kept overnight at 4°C on a lab rocker. After incubation, blots were rinsed 3 times for 5 minutes each in TBST and probed with secondary antibodies to Mouse and Rabbit (ThermoFisher, Cat. PI35518 and PISA535571) at 1:25,000 each in TBST for 30min at room temperature. After incubation, blots were rinsed 3 times for 5min each in TBST and 2 times with PBS. Blots were visualized and analyzed using a Licor Odyssey system.

### Example 2. Screening of dgRNA sequences

#### [00228] *Cross screening of TTR dgRNAs in multiple cell types*

[00229] Guides in dgRNA format targeting human *TTR* and the cynomolgus matched sequences were delivered to HEK293\_Cas9, HUH7 and HepG2 cell lines, as well as primary human hepatocytes and primary cynomolgus monkey hepatocytes as described in Example 1. Percent editing was determined for crRNAs comprising each guide sequence across each cell type and the guide sequences were then rank ordered based on highest % edit. The screening data for the guide sequences in Table 1 in all five cell lines are listed below (Table 4 through 11).

[00230] Table 4 shows the average and standard deviation for % Edit, % Insertion (Ins), and % Deletion (Del) for the *TTR* crRNAs in the human kidney adenocarcinoma cell line, HEK293\_Cas9, which constitutively over expresses Spy Cas9 protein.

**Table 4: TTR editing data in Hek\_Cas9 cells transfected with dgRNAs**

GUIDE ID	Avg % Edit	Std Dev % Edit	Avg % Insert	Std Dev % Insert	Avg % Deletion	Std Dev % Deletion
CR003335	26.59	4.73	4.73	0.65	21.87	4.09
CR003336	29.09	4.57	3.31	0.24	25.78	4.32
CR003337	42.72	1.72	5.24	1.62	37.48	0.70
CR003338	52.42	3.28	4.76	0.03	47.66	3.30
CR003339	56.37	4.13	49.39	3.23	6.98	0.91
CR003340	42.38	8.43	27.88	4.31	14.50	4.13
CR003341	20.04	5.26	6.73	1.86	13.31	3.41
CR003342	36.57	5.80	1.19	0.22	35.38	5.59
CR003343	24.36	1.51	4.82	0.43	19.53	1.39
CR003344	33.87	2.93	4.32	0.58	29.54	2.37

CR003345	35.02	7.05	19.00	3.58	16.01	3.48
CR003346	48.33	5.81	33.03	3.12	15.30	2.72
CR003347	21.45	5.57	0.95	0.33	20.50	5.26
CR003348	35.53	5.81	22.32	3.79	13.21	2.03
CR003349	13.19	4.46	8.03	2.81	5.16	1.66
CR003350	22.31	4.25	5.54	0.74	16.77	3.51
CR003351	49.67	3.77	28.42	1.69	21.24	2.22
CR003352	27.90	7.55	4.91	1.35	22.99	6.26
CR003353	25.03	5.16	3.71	0.75	21.32	4.42
CR003354	18.46	2.02	2.56	0.21	15.90	1.89
CR003355	30.60	2.53	6.99	0.80	23.61	1.75
CR003356	32.21	4.71	10.03	1.39	22.19	3.36
CR003357	43.23	6.71	5.38	0.87	37.85	5.88
CR003358	5.44	0.86	1.29	0.16	4.14	0.84
CR003359	37.75	7.50	18.35	3.73	19.40	3.78
CR003360	22.68	3.16	2.70	0.56	19.98	2.60
CR003361	34.45	8.97	8.66	1.66	25.78	7.32
CR003362	9.90	2.66	1.48	0.33	8.41	2.33
CR003363	31.03	10.74	14.77	4.21	16.26	6.54
CR003364	35.65	7.90	19.17	4.24	16.48	3.76
CR003365	36.43	6.20	11.83	1.88	24.61	4.45
CR003366	47.36	6.59	10.10	1.28	37.26	5.32
CR003367	47.11	15.43	28.44	9.11	18.67	6.33
CR003368	40.35	10.13	3.73	0.96	36.61	9.17
CR003369	33.10	7.26	9.06	1.12	24.04	6.16
CR003370	34.22	5.69	4.49	0.67	29.73	5.06
CR003371	25.60	8.33	3.84	1.41	21.76	6.92
CR003372	15.24	7.92	3.25	1.61	11.99	6.31
CR003373	13.55	2.40	1.31	0.21	12.25	2.19
CR003374	10.91	0.88	0.81	0.10	10.10	0.81
CR003375	11.63	3.18	0.78	0.17	10.85	3.05
CR003376	28.16	4.49	1.35	0.18	26.81	4.52
CR003377	24.70	4.44	2.71	0.54	21.99	3.91
CR003378	20.97	2.67	4.49	0.49	16.48	2.18
CR003379	26.32	2.91	5.34	0.61	20.98	2.30
CR003380	47.64	5.74	3.64	0.24	44.00	5.52
CR003381	22.04	5.74	3.82	1.26	18.23	4.64
CR003382	29.95	3.13	4.46	0.45	25.49	2.73
CR003383	40.47	0.64	25.12	0.45	15.35	0.66
CR003384	17.45	1.32	1.45	0.23	16.00	1.42
CR003385	26.19	5.62	7.36	1.57	18.82	4.06
CR003386	33.12	10.65	2.94	0.63	30.18	10.03
CR003387	24.68	5.93	7.75	1.99	16.92	3.94
CR003388	19.23	4.41	1.41	0.39	17.82	4.07

CR003389	34.18	5.09	10.30	2.12	23.87	3.02
CR003390	28.02	3.77	4.31	0.25	23.71	3.61
CR003391	44.81	4.67	0.61	0.07	44.19	4.63
CR003392	21.67	7.52	0.85	0.26	20.82	7.27

[00231] Table 5 shows the average and standard deviation for % Edit, % Insertion (Ins), and % Deletion (Del) for the tested TTR crRNAs co-transfected with Spy Cas9 mRNA (SEQ ID NO:2) in the human hepatocellular carcinoma cell line, HUH7.

**Table 5: TTR editing data in HUH7 cells transfected with Spy Cas9 mRNA and dgRNAs**

GUIDE ID	Avg % Edit	Std Dev % Edit	Avg % Insert	Std Dev % Insert	Avg % Deletion	Std Dev % Deletion
CR003335	31.95	4.50	4.62	0.83	27.57	4.08
CR003336	30.05	4.25	4.14	1.07	26.56	3.55
CR003337	55.72	3.12	8.34	0.93	48.95	2.24
CR003338	75.64	2.03	10.22	1.42	67.06	2.79
CR003339	79.97	4.73	60.55	3.94	20.13	1.02
CR003340	46.93	7.12	33.33	6.01	14.23	1.65
CR003341	20.58	5.98	7.78	1.64	13.20	4.44
CR003342	45.14	7.16	1.23	0.91	44.66	7.68
CR003343	76.13	7.04	9.58	3.49	66.97	6.10
CR003344	64.02	3.33	10.76	1.35	54.40	2.71
CR003345	72.43	2.17	41.33	0.96	32.18	1.37
CR003346	18.07	1.02	13.17	1.39	6.97	3.06
CR003347	32.16	5.50	1.64	0.42	30.79	5.11
CR003348	57.14	10.98	36.08	6.97	22.71	4.42
CR003349	14.14	4.99	9.73	3.26	4.82	1.91
CR003350	52.91	7.61	13.43	2.00	41.64	6.03
CR003351	63.51	4.61	36.87	2.49	27.49	2.14
CR003352	39.68	9.53	7.62	7.42	32.79	7.37
CR003353	69.18	4.59	7.73	2.46	62.87	3.13
CR003354	12.27	3.38	1.25	0.40	11.46	3.23
CR003355	38.83	5.31	9.40	1.81	30.31	3.56
CR003356	49.63	5.55	18.98	2.67	31.31	3.04
CR003357	36.31	5.72	6.37	1.17	30.82	4.68
CR003358	36.50	6.17	10.53	1.56	26.60	4.49
CR003359	66.75	5.84	21.73	2.30	45.97	3.93
CR003360	58.62	8.73	5.01	0.60	55.13	8.19
CR003361	28.68	6.52	6.84	1.26	22.44	5.31
CR003362	26.43	0.83	3.43	0.32	23.76	0.85
CR003363	41.01	7.16	17.83	3.32	23.78	3.97
CR003364	47.13	10.61	24.68	5.15	23.03	5.74
CR003365	60.68	5.25	17.77	1.57	43.82	3.73

CR003366	69.98	8.84	20.77	3.10	50.32	5.69
CR003367	66.29	4.48	33.62	4.14	33.48	0.51
CR003368	31.57	11.73	3.08	0.92	29.69	11.32
CR003369	24.19	6.89	7.12	2.27	17.38	4.76
CR003370	39.16	11.59	4.83	1.79	35.55	10.35
CR003371	40.47	7.68	6.07	0.89	35.65	7.01
CR003372	21.52	6.02	4.89	1.66	17.25	4.58
CR003373	27.29	4.45	3.31	0.66	25.12	4.12
CR003374	3.10	0.68	0.45	0.24	2.87	0.54
CR003375	2.38	0.22	0.26	0.14	2.25	0.12
CR003376	19.42	5.60	1.37	0.45	18.55	5.28
CR003377	34.93	5.47	5.59	0.88	29.89	4.71
CR003378	40.73	4.63	9.73	1.85	32.27	2.91
CR003379	19.18	5.17	3.38	0.77	16.48	4.32
CR003380	31.76	5.81	3.29	0.57	29.29	5.42
CR003381	99.70	0.17	1.92	0.20	99.70	0.17
CR003382	34.47	5.71	0.14	0.16	34.47	5.71
CR003383	42.89	10.14	2.14	0.56	41.19	9.67
CR003384	17.03	1.95	0.84	0.30	16.29	1.84
CR003386	69.40	19.41	0.53	0.23	69.34	19.32
CR003387	25.64	3.69	0.23	0.07	25.55	3.62
CR003388	59.48	4.29	3.88	0.68	56.45	4.45
CR003389	62.32	1.97	13.19	1.18	50.90	1.02
CR003390	18.97	4.82	3.31	0.91	16.49	3.98
CR003391	61.31	13.21	2.10	0.51	59.70	12.76
CR003392	28.37	8.58	1.93	0.73	26.98	7.94

[00232] Table 6 shows the average and standard deviation for % Edit, % Insertion (Ins), and % Deletion (Del) for the tested TTR and control crRNAs co-transfected with Spy Cas9 mRNA (SEQ ID NO:2) in the human hepatocellular carcinoma cell line, HepG2.

**Table 6: TTR editing data in HepG2 cells transfected with Spy Cas9 mRNA and dgRNAs**

<b>GUIDE ID</b>	<b>Avg % Edit</b>	<b>Std Dev % Edit</b>	<b>Avg % Insert</b>	<b>Std Dev % Insert</b>	<b>Avg % Deletion</b>	<b>Std Dev % Deletion</b>
CR001261 (control)	49.16	7.45	16.46	3.46	32.71	4.06
CR001262 (control)	63.33	5.66	59.88	4.92	3.45	0.86
CR001263 (control)	39.19	6.98	37.59	8.01	1.60	1.92
CR001264 (control)	57.09	12.14	47.47	9.25	9.61	2.89

CR003335	37.19	2.12	32.96	1.67	4.23	0.59
CR003336	31.31	5.47	30.48	5.10	0.83	0.75
CR003337	61.93	2.68	59.28	2.11	2.65	1.39
CR003338	68.00	6.09	65.40	6.78	2.60	1.17
CR003339	68.21	7.67	12.37	1.47	55.84	6.31
CR003340	37.76	6.01	6.12	1.95	31.65	4.07
CR003341	15.60	5.49	9.94	3.38	5.66	2.13
CR003342	11.06	6.71	10.78	6.69	0.28	0.03
CR003343	45.41	15.20	40.05	10.79	5.36	5.20
CR003344	33.43	6.11	29.81	5.09	3.62	1.13
CR003345	10.58	9.25	6.12	5.38	4.45	3.87
CR003346	0.13	0.05	0.07	0.02	0.05	0.03
CR003347	22.57	10.94	21.08	11.19	1.49	0.90
CR003348	38.44	10.45	17.04	5.04	21.40	5.89
CR003349	8.36	2.19	4.46	1.75	3.91	0.76
CR003350	29.60	5.17	25.16	4.56	4.44	0.67
CR003351	57.54	5.67	31.98	2.63	25.57	3.08
CR003352	44.28	8.71	39.51	7.10	4.77	1.79
CR003353	60.40	11.37	56.71	9.95	3.68	1.45
CR003354	5.36	3.94	4.84	3.41	0.53	0.71
CR003355	15.80	5.38	12.36	4.23	3.44	1.16
CR003356	9.39	1.82	5.67	1.03	3.72	0.92
CR003357	45.83	10.66	42.37	8.47	3.46	2.28
CR003358	35.93	7.34	28.66	7.76	7.27	1.77
CR003359	64.44	14.90	48.79	14.32	15.65	1.94
CR003360	41.31	12.23	38.94	10.60	2.38	1.78
CR003361	14.05	4.79	11.47	4.35	2.58	0.43
CR003362	17.44	4.34	16.50	4.86	0.94	0.52
CR003363	42.65	9.90	28.58	6.95	14.07	3.01
CR003364	51.88	7.67	31.03	2.67	20.85	5.03
CR003365	46.88	15.78	35.77	13.49	11.11	2.30
CR003366	54.69	9.10	46.20	8.98	8.49	1.11
CR003367	45.55	8.19	24.28	6.57	21.27	1.62
CR003368	51.55	8.60	48.34	9.87	3.22	1.36
CR003369	22.62	4.01	17.11	4.47	5.51	2.52
CR003370	28.51	6.94	24.88	6.17	3.62	1.45
CR003371	15.91	4.17	14.07	4.02	1.84	0.22
CR003372	14.57	2.47	12.14	2.08	2.42	0.40
CR003373	17.69	8.41	15.92	6.44	1.77	1.97
CR003374	5.43	0.53	5.12	0.62	0.31	0.36
CR003375	2.06	0.04	1.96	0.06	0.10	0.03
CR003376	14.41	3.01	14.16	2.93	0.24	0.10
CR003377	16.30	2.85	15.29	2.59	1.02	0.59
CR003378	8.16	3.83	6.82	3.43	1.34	0.61
CR003379	19.74	4.24	17.70	4.30	2.04	0.33
CR003380	17.08	2.48	14.78	1.18	2.30	1.36

CR003381	6.81	3.48	6.18	3.82	0.63	0.44
CR003382	1.73	0.14	1.58	0.12	0.15	0.03
CR003383	6.35	1.67	6.19	1.68	0.16	0.04
CR003384	3.37	0.88	3.12	0.94	0.25	0.09
CR003385	53.94	9.41	46.32	10.66	7.62	1.29
CR003386	2.71	0.76	2.15	0.77	0.56	0.53
CR003387	1.39	0.15	1.27	0.17	0.12	0.02
CR003388	9.33	4.47	7.76	4.56	1.56	0.10
CR003389	31.84	6.09	27.27	5.96	4.57	1.21
CR003390	24.88	4.96	22.44	3.41	2.44	2.25
CR003391	48.78	14.41	48.28	14.44	0.50	0.52
CR003392	14.64	5.25	14.32	4.95	0.33	0.36
CR005298	42.65	10.94	21.29	8.16	21.36	2.87
CR005299	38.61	5.57	36.32	3.99	2.30	2.11
CR005300	64.34	9.55	53.20	6.59	11.15	3.33
CR005301	37.04	5.32	33.39	3.85	3.65	1.89
CR005302	33.21	2.19	30.93	2.43	2.29	0.24
CR005303	21.63	6.05	20.55	5.80	1.08	0.25
CR005304	62.82	3.28	8.07	1.22	54.75	4.27
CR005305	13.51	3.58	12.30	3.49	1.21	0.84
CR005306	24.07	5.24	21.20	5.03	2.87	1.10
CR005307	22.03	3.86	7.70	1.35	14.33	4.15

[00233] Table 7 shows the average and standard deviation for % Edit, % Insertion (Ins), and % Deletion (Del) for the tested *TTR* dgRNAs electroporated with Spy Cas9 protein (RNP) in primary human hepatocytes.

**Table 7: TTR editing data in primary human hepatocytes electroporated with Spy Cas9 protein loaded with dgRNAs**

GUIDE ID	Avg % Edit	Std Dev % Edit	Avg % Insert	Std Dev % Insert	Avg % Deletion	Std Dev % Deletion
CR003335	72.20	4.53	69.70	4.36	2.50	0.30
CR003336	39.17	3.04	38.43	3.20	0.70	0.17
CR003337	54.27	2.70	53.23	3.05	1.30	0.26
CR003338	83.03	4.84	80.87	4.63	2.13	0.25
CR003339	43.00	2.66	8.93	1.86	34.07	1.72
CR003340	12.03	1.55	5.60	1.32	6.50	0.53
CR003341	11.43	0.71	7.03	0.50	4.40	1.21
CR003342	32.77	3.63	31.87	3.28	0.90	0.35
CR003343	77.10	2.21	75.63	2.01	1.50	0.36
CR003344	39.40	3.86	33.30	2.52	6.10	1.31
CR003345	48.07	6.24	34.53	2.95	13.57	3.74
CR003346	35.67	1.80	20.83	1.65	14.83	1.66
CR003347	82.30	5.93	81.97	5.98	0.43	0.15

CR003348	28.53	1.79	11.30	2.46	17.27	0.86
CR003349	4.10	0.17	2.33	0.46	1.87	0.25
CR003350	28.13	3.50	22.40	2.41	5.73	1.22
CR003351	51.77	5.11	30.83	3.32	20.97	2.43
CR003352	29.83	4.18	25.63	3.67	4.30	0.56
CR003353	84.83	4.68	82.23	4.05	2.63	0.74
CR003354	2.50	0.36	2.43	0.32	0.03	0.06
CR003355	12.53	1.54	10.60	2.36	1.97	1.17
CR003356	9.97	2.68	7.80	2.01	2.23	0.85
CR003357	36.23	4.02	35.47	4.11	0.77	0.61
CR003358	5.70	1.42	4.93	1.36	0.80	0.26
CR003359	63.77	7.07	56.33	5.81	7.50	1.35
CR003360	32.23	3.09	31.67	2.97	0.63	0.31
CR003361	4.10	0.36	3.73	0.42	0.37	0.06
CR003362	7.03	1.30	6.87	1.20	0.20	0.20
CR003363	9.43	8.22	7.80	6.86	1.63	1.44
CR003364	23.30	5.20	16.93	4.96	6.53	0.55
CR003365	42.37	3.88	35.57	1.88	6.83	2.00
CR003366	34.70	3.26	31.63	2.98	3.10	1.15
CR003367	39.20	5.31	22.93	4.14	16.37	1.46
CR003368	28.47	3.29	27.63	2.90	0.80	0.66
CR003369	3.67	1.16	3.30	1.06	0.40	0.20
CR003370	15.27	1.75	14.43	1.72	0.90	0.20
CR003371	16.20	2.13	14.47	2.37	1.87	0.81
CR003372	12.17	2.69	10.47	2.63	1.77	0.12
CR003373	0.87	0.21	0.83	0.25	0.07	0.12
CR003374	0.80	0.17	0.70	0.26	0.10	0.10
CR003375	1.33	1.10	1.27	1.08	0.07	0.06
CR003376	1.90	1.06	1.87	1.00	0.03	0.06
CR003377	10.23	1.53	10.13	1.51	0.10	0.10
CR003378	4.60	1.92	3.87	1.19	0.73	0.67
CR003379	6.57	1.00	6.30	0.70	0.27	0.31
CR003380	5.37	2.57	5.27	2.54	0.10	0.10
CR003381	6.20	2.74	5.83	2.61	0.50	0.10
CR003382	8.40	2.07	8.10	1.87	0.43	0.21
CR003383	8.57	0.75	3.37	0.67	5.27	0.46
CR003384	1.87	0.67	1.73	0.57	0.23	0.12
CR003385	40.87	6.86	38.43	6.41	2.53	0.45
CR003386	4.90	1.20	4.47	1.14	0.47	0.25
CR003387	1.87	0.25	1.70	0.26	0.20	0.10
CR003388	5.70	0.40	5.47	0.40	0.27	0.12
CR003389	27.67	2.76	27.20	2.88	0.50	0.36
CR003390	15.97	3.86	15.80	3.99	0.23	0.15
CR003391	29.77	3.85	29.57	3.85	0.27	0.06
CR003392	4.13	1.21	4.00	1.15	0.17	0.06
CR005298	39.90	2.92	22.37	3.04	17.57	0.42

CR005299	8.65	0.78	8.30	0.99	0.35	0.21
CR005300	57.47	1.69	53.47	1.86	4.10	0.92
CR005301	25.37	1.65	24.00	2.26	1.60	0.82
CR005302	61.10	5.20	60.10	4.77	1.00	0.46
CR005303	53.57	8.52	53.07	8.36	0.53	0.47
CR005304	67.00	5.80	5.53	1.37	61.63	6.98
CR005305	3.83	0.78	3.53	0.61	0.40	0.17
CR005306	9.43	1.63	8.07	2.17	1.37	0.72
CR005307	8.17	1.20	5.20	0.87	3.00	0.82

[00234] Table 8 shows the average and standard deviation for % Edit, % Insertion (Ins), and % Deletion (Del) for the tested *TTR* and control dgRNAs transfected with Spy Cas9 protein (RNP) in primary human hepatocytes.

**Table 8: TTR editing data in primary human hepatocytes transfected with Spy Cas9 loaded with dgRNAs**

GUIDE ID	Avg % Edit	Std Dev % Edit	Avg % Insert	Std Dev % Insert	Avg % Deletion	Std Dev % Deletion
CR001261	32.51	1.00	12.50	0.47	20.01	0.59
CR001262	50.09	1.48	45.25	1.69	4.83	0.31
CR001263	15.25	2.41	14.83	2.37	0.42	0.10
CR001264	45.30	3.48	23.87	2.09	21.43	1.68
CR003335	51.14	4.27	49.51	4.04	1.63	0.25
CR003336	30.70	2.41	30.11	2.48	0.58	0.11
CR003337	49.43	4.75	47.54	4.49	1.88	0.47
CR003338	61.34	3.55	59.13	3.44	2.22	0.11
CR003339	45.06	9.83	8.85	1.65	36.21	8.34
CR003340	10.44	2.44	5.94	1.34	4.50	1.16
CR003341	19.66	3.67	14.64	3.31	5.02	0.37
CR003342	20.66	2.55	19.85	2.54	0.81	0.15
CR003343	43.25	4.47	41.61	4.26	1.63	0.33
CR003344	35.45	13.12	30.97	11.72	4.48	1.51
CR003345	28.90	6.33	21.00	5.23	7.91	1.81
CR003346	4.11	1.36	2.27	0.53	1.84	0.85
CR003347	66.35	4.48	66.11	4.51	0.24	0.08
CR003348	23.18	2.16	13.74	1.17	9.44	0.99
CR003349	10.83	1.57	9.00	1.41	1.83	0.32
CR003350	24.84	2.74	19.77	1.91	5.07	0.89
CR003351	40.28	1.31	23.92	0.70	16.36	0.78
CR003352	30.48	1.93	27.27	2.31	3.21	0.38
CR003353	61.54	4.13	59.38	4.04	2.16	0.11
CR003354	10.31	1.47	10.07	1.50	0.23	0.11
CR003355	19.11	0.92	17.69	0.79	1.42	0.44
CR003356	7.53	1.78	6.24	1.51	1.29	0.32



CR003357	49.35	2.53	48.45	2.54	0.90	0.13
CR003358	31.62	5.97	25.95	5.03	5.67	1.04
CR003359	59.47	6.05	50.96	5.69	8.51	0.54
CR003360	31.47	4.12	30.27	4.21	1.19	0.22
CR003361	13.08	1.48	12.52	1.45	0.56	0.18
CR003362	11.65	1.24	11.10	1.06	0.56	0.36
CR003363	27.65	2.84	21.47	2.39	6.18	0.61
CR003364	35.29	3.50	23.93	2.63	11.36	1.16
CR003365	47.78	3.67	40.24	3.12	7.54	0.72
CR003366	42.74	3.41	37.95	2.88	4.79	0.60
CR003367	31.19	4.60	16.06	2.66	15.13	1.94
CR003368	34.83	5.05	33.83	5.09	1.00	0.10
CR003369	12.98	0.26	11.67	0.21	1.31	0.11
CR003370	20.06	1.79	18.80	1.65	1.26	0.28
CR003371	18.80	2.73	17.23	2.34	1.57	0.43
CR003372	17.56	2.26	15.74	2.16	1.81	0.10
CR003373	3.64	0.29	3.44	0.30	0.19	0.07
CR003374	2.65	0.33	2.52	0.33	0.14	0.02
CR003375	5.04	0.66	4.93	0.66	0.11	0.01
CR003376	5.00	1.10	4.86	1.10	0.14	0.03
CR003377	12.77	2.00	12.45	1.84	0.31	0.18
CR003378	8.66	1.90	8.24	1.74	0.42	0.19
CR003379	16.86	2.62	16.51	2.62	0.34	0.08
CR003380	8.17	1.42	7.71	1.47	0.46	0.10
CR003381	7.15	0.73	6.88	0.67	0.27	0.07
CR003382	2.44	0.06	2.28	0.05	0.15	0.03
CR003383	4.76	0.40	4.52	0.42	0.24	0.09
CR003384	3.56	0.26	3.39	0.26	0.17	0.01
CR003385	41.15	6.06	38.15	5.59	3.00	0.48
CR003386	3.22	0.25	2.97	0.27	0.25	0.02
CR003387	1.79	0.11	1.68	0.09	0.11	0.04
CR003388	5.43	1.03	4.38	1.00	1.05	0.25
CR003389	19.87	4.39	19.19	4.52	0.68	0.24
CR003390	16.09	2.84	15.85	2.91	0.24	0.09
CR003391	34.72	8.29	34.46	8.35	0.26	0.06
CR003392	10.07	1.06	9.93	1.02	0.14	0.04
CR005298	32.07	1.02	21.12	1.02	10.95	0.15
CR005299	19.37	0.61	18.79	0.51	0.58	0.13
CR005300	57.23	6.24	53.62	5.44	3.61	0.87
CR005301	31.37	3.02	29.53	2.88	1.84	0.15
CR005302	48.29	5.22	47.32	5.32	0.97	0.14
CR005303	36.45	4.83	36.06	4.72	0.39	0.12
CR005304	49.45	6.85	4.32	0.31	45.13	6.74
CR005305	7.07	1.43	6.73	1.30	0.34	0.17
CR005306	18.81	1.82	16.24	1.57	2.57	0.35
CR005307	18.73	1.68	10.18	0.92	8.55	0.88

[00235] Table 9 shows the average and standard deviation for % Edit, % Insertion (Ins), and % Deletion (Del) for the tested *TTR* and control dgRNAs co-transfected with Spy Cas9 mRNA (SEQ ID NO:2) in primary human hepatocytes.

**Table 9: TTR editing data in primary human hepatocytes transfected with Spy Cas9 mRNA and dgRNAs**

GUIDE ID	Avg % Edit	Std Dev % Edit	Avg % Insert	Std Dev % Insert	Avg % Deletion	Std Dev % Deletion
CR001261	32.33	4.95	5.83	1.63	26.47	3.30
CR001262	41.50	4.71	34.43	3.31	7.13	1.42
CR001263	10.23	3.61	9.40	3.20	0.90	0.44
CR001264	42.80	0.50	11.90	1.32	30.90	1.80
CR003335	36.43	2.98	33.03	2.31	3.40	0.70
CR003336	16.93	3.78	16.20	3.41	0.80	0.44
CR003337	19.30	1.57	18.10	1.44	1.23	0.15
CR003338	36.30	9.55	33.73	9.27	2.73	0.49
CR003339	36.43	1.21	2.27	0.15	34.23	1.31
CR003340	24.97	2.78	1.83	0.23	23.17	2.66
CR003341	15.83	1.38	6.80	0.53	9.07	0.81
CR003342	22.10	1.27	20.60	0.57	1.50	0.71
CR003343	55.03	0.38	52.40	0.53	2.60	0.44
CR003344	31.50	1.30	22.40	1.31	9.20	0.10
CR003345	50.65	2.90	32.30	1.56	18.45	1.20
CR003346	19.97	1.94	5.63	0.55	14.33	1.72
CR003347	41.47	3.59	41.33	3.63	0.17	0.06
CR003348	18.00	0.87	2.30	0.66	15.80	0.61
CR003349	2.57	0.81	0.90	0.35	1.70	0.46
CR003350	26.63	4.25	16.33	2.45	10.33	1.75
CR003351	26.50	1.61	10.20	0.92	16.37	0.97
CR003352	16.80	5.03	11.73	3.86	5.07	1.14
CR003353	53.73	6.01	49.50	5.82	4.43	0.75
CR003354	2.97	0.95	2.87	0.85	0.13	0.12
CR003355	12.07	2.61	10.47	2.08	1.63	0.59
CR003356	7.27	0.72	4.70	0.53	2.67	0.21
CR003357	25.93	4.55	25.30	4.22	0.63	0.35
CR003358	3.90	0.79	2.73	0.45	1.17	0.51
CR003359	32.93	4.34	25.67	3.25	7.33	1.24
CR003360	14.90	4.85	14.13	4.66	0.90	0.52
CR003361	3.53	0.60	2.73	0.55	0.87	0.15
CR003362	6.60	1.47	6.17	1.45	0.47	0.21
CR003363	16.70	1.08	11.80	0.79	4.93	0.60
CR003364	15.63	2.45	6.73	0.81	8.93	1.70
CR003365	26.90	3.05	20.23	2.02	6.67	1.16

CR003366	24.53	1.26	20.47	1.45	4.07	0.23
CR003367	37.33	1.40	14.03	0.40	23.37	1.25
CR003368	11.10	1.91	10.53	1.90	0.60	0.10
CR003369	1.60	0.46	0.90	0.20	0.70	0.36
CR003370	2.83	0.57	2.33	0.40	0.50	0.17
CR003371	3.40	0.80	2.67	0.75	0.73	0.15
CR003372	1.77	0.75	1.13	0.57	0.63	0.23
CR003373	1.40	0.36	1.00	0.35	0.37	0.12
CR003374	0.27	0.21	0.27	0.21	0.03	0.06
CR003375	1.27	0.64	1.23	0.58	0.03	0.06
CR003376	2.83	0.81	2.73	0.81	0.13	0.06
CR003377	17.53	6.35	16.97	6.11	0.57	0.25
CR003378	9.80	1.37	8.50	1.21	1.37	0.15
CR003379	13.20	1.18	12.00	1.05	1.27	0.15
CR003380	2.93	0.58	2.47	0.57	0.47	0.15
CR003381	4.07	1.21	3.33	0.96	0.73	0.25
CR003382	0.97	0.25	0.97	0.25	0.00	0.00
CR003383	15.70	3.22	2.07	0.35	13.70	2.82
CR003384	1.70	0.62	1.50	0.56	0.20	0.10
CR003385	36.77	0.70	33.23	0.74	3.60	0.26
CR003386	8.27	1.63	8.20	1.57	0.13	0.06
CR003387	7.87	1.58	7.80	1.64	0.03	0.06
CR003388	12.97	1.30	11.87	1.21	1.17	0.25
CR003389	44.27	1.72	41.47	1.59	2.83	0.15
CR003390	20.23	2.08	18.73	1.92	1.60	0.17
CR003391	15.47	5.87	15.20	5.72	0.30	0.10
CR003392	2.43	0.55	2.37	0.59	0.07	0.06
CR005298	15.70	2.79	4.13	0.87	11.60	2.00
CR005299	9.43	0.68	8.93	0.68	0.60	0.00
CR005300	31.53	3.44	27.60	2.77	3.97	0.76
CR005301	6.77	1.44	5.47	0.96	1.40	0.61
CR005302	34.80	7.17	33.67	7.01	1.13	0.21
CR005303	35.50	5.90	35.00	5.81	0.50	0.10
CR005304	45.27	4.71	0.83	0.15	44.47	4.57
CR005305	7.53	1.06	5.93	1.10	1.60	0.10
CR005306	9.97	0.38	7.13	0.23	2.87	0.12
CR005307	12.90	2.43	3.67	0.61	9.30	1.80

[00236] Table 10 shows the average and standard deviation for % Edit, % Insertion (Ins), and % Deletion (Del) for the tested *TTR* dgRNAs electroporated with Spy Cas9 protein (RNP) in primary cyno hepatocytes.

**Table 10: TTR editing data in primary cyno hepatocytes electroporated with Spy Cas9 protein and dgRNAs**

GUIDE ID	Avg % Edit	Std Dev % Edit	Avg % Insert	Std Dev % Insert	Avg % Deletion	Std Dev % Deletion
CR003336	8.18	1.93	8.10	1.94	0.07	0.01
CR003337	24.94	5.80	24.10	4.71	0.84	1.10
CR003338	44.94	9.99	44.89	9.97	0.05	0.01
CR003339	8.95	0.89	4.93	0.64	4.02	0.25
CR003340	12.53	2.22	7.72	0.13	4.80	2.09
CR003341	8.43	10.53	7.66	9.91	0.77	0.63
CR003344	35.72	4.67	33.81	5.29	1.91	0.61
CR003345	52.92	3.26	30.74	0.78	22.19	2.48
CR003346	1.91	0.86	1.82	0.82	0.09	0.04
CR003347	72.41	0.38	72.15	0.73	0.25	0.34
CR003352	1.25	0.20	1.16	0.21	0.09	0.01
CR003353	4.75	0.43	4.67	0.47	0.08	0.04
CR003358	20.47	0.30	19.01	0.51	1.46	0.21
CR003359	46.17	1.14	40.66	2.00	5.51	0.86
CR003360	29.47	0.63	29.05	1.00	0.42	0.37
CR003361	4.53	0.14	4.46	0.18	0.08	0.04
CR003362	4.59	0.80	4.36	0.77	0.22	0.03
CR003363	15.64	1.92	13.24	2.65	2.39	0.73
CR003364	19.62	2.54	14.27	2.72	5.35	0.17
CR003365	10.31	1.81	9.33	1.80	0.97	0.01
CR003366	18.52	0.71	17.62	0.33	0.90	0.39
CR003368	18.56	3.89	18.30	3.77	0.26	0.11
CR003369	1.53	0.25	1.28	0.40	0.25	0.15
CR003370	2.52	0.64	2.40	0.63	0.12	0.01
CR003371	1.83	0.38	1.69	0.41	0.14	0.03
CR003372	2.15	0.30	1.83	0.33	0.32	0.04
CR003382	10.86	2.04	8.54	1.93	2.33	0.11
CR003383	8.86	2.30	4.31	0.69	4.55	1.61
CR003384	3.75	0.35	2.50	0.37	1.25	0.02
CR003385	30.96	1.61	26.84	2.20	4.12	0.59
CR003386	5.54	1.42	3.51	1.26	2.03	0.15
CR003387	4.72	0.03	4.55	0.08	0.17	0.11
CR003388	6.81	0.17	6.59	0.28	0.22	0.11
CR003389	18.83	4.99	18.05	4.92	0.78	0.07
CR003390	16.87	3.88	16.49	3.48	0.39	0.39
CR003391	36.44	1.09	35.73	1.37	0.71	0.28
CR003392	7.02	0.97	6.63	0.59	0.38	0.37
CR005299	13.48	2.96	13.23	2.74	0.26	0.22
CR005301	46.76	1.75	46.34	2.19	0.42	0.44
CR005302	1.34	0.19	1.26	0.19	0.08	0.00
CR005303	59.28	1.05	58.72	1.06	0.56	0.00

CR005305	11.28	0.39	11.13	0.39	0.15	0.00
CR005307	4.56	0.71	2.01	0.49	2.55	0.21

[00237] Table 11 shows the average and standard deviation for % Edit, % Insertion (Ins), and % Deletion (Del) for the tested cyno specific *TTR* dgRNAs electroporated with Spy Cas9 protein (RNP) on primary cyno hepatocytes.

**Table 11: TTR editing data in primary cyno hepatocytes electroporated with Spy Cas9 protein and cyno specific dgRNAs**

GUIDE ID	Avg % Edit	Std Dev % Edit	Avg % Insert	Std Dev % Insert	Avg % Deletion	Std Dev % Deletion
CR000689	24.41	1.67	18.11	2.41	6.30	0.93
CR005364	27.70	0.74	0.58	0.29	27.11	0.60
CR005365	64.94	2.03	0.10	0.04	64.85	2.05
CR005366	77.00	1.17	0.33	0.27	76.67	0.99
CR005367	50.79	0.53	0.53	0.25	50.26	0.36
CR005368	27.60	2.07	0.33	0.45	27.27	2.32
CR005369	42.01	0.33	8.09	0.55	33.92	0.31
CR005370	63.52	3.21	0.59	0.33	62.93	2.88
CR005371	8.42	0.69	0.31	0.12	8.10	0.57
CR005372	17.98	1.39	0.83	0.77	17.16	0.71

### Example 3. Screening of sgRNA sequences

#### *Cross screening of TTR sgRNAs in multiple cell types*

[00238] Guides in modified sgRNA format targeting human and/or cyno *TTR* were delivered to primary human hepatocytes and primary cyno hepatocytes as described in Example 1. Percent editing was determined for crRNAs comprising each guide sequence across each cell type and the guide sequences were then rank ordered based on highest % edit. The screening data for the guide sequences in Table 2 in both cell lines are listed below (Table 12 through 15).

[00239] Table 12 shows the average and standard deviation for % Edit, % Insertion (Ins), and % Deletion (Del) for the tested *TTR* sgRNAs transfected with Spy Cas9 protein (RNP) in primary human hepatocytes.

**Table 12: TTR editing data in primary human hepatocytes transfected with Spy Cas9 protein and sgRNAs**

GUIDE ID	Avg % Edit	Std Dev % Edit	Avg % Insert	Std Dev % Insert	Avg % Deletion	Std Dev % Deletion
----------	------------	----------------	--------------	------------------	----------------	--------------------

G000480	81.80	1.98	77.15	2.19	4.70	0.28
G000481	46.90	1.71	27.77	3.88	19.43	4.76
G000482	66.67	2.35	56.57	4.14	10.10	1.85
G000483	47.90	6.56	19.57	3.37	28.50	3.25
G000484	62.97	0.90	29.23	0.21	33.83	0.95
G000485	56.07	3.37	53.07	2.84	3.13	0.60
G000486	69.73	6.86	9.83	1.93	59.93	5.63
G000487	67.30	2.75	65.27	3.41	2.07	1.06
G000488	61.27	1.95	26.30	1.55	35.00	1.30
G000489	60.17	2.75	51.07	3.18	9.43	0.45
G000490	55.90	7.88	46.13	7.55	9.80	0.69
G000491	74.30	1.55	70.27	2.37	4.33	0.72
G000492	60.97	5.81	57.90	4.64	3.13	1.35
G000493	41.40	3.08	38.90	3.29	2.67	0.35
G000494	62.23	3.30	61.47	3.25	0.77	0.31
G000495	50.80	1.85	45.80	1.25	5.37	0.64
G000496	72.33	1.63	44.73	2.14	27.67	1.46
G000497	59.67	1.40	51.10	1.14	8.73	0.71
G000498	72.80	3.75	60.17	3.12	12.70	0.72
G000499	66.40	3.55	65.23	3.72	1.17	0.38
G000500	65.53	1.21	62.00	1.11	3.83	0.40
G000501	60.93	1.91	55.13	1.43	6.00	0.56

[00240] Table 13 shows the average and standard deviation at 12.5 nM for % Edit, % Insertion (Ins), and % Deletion (Del) for the tested *TTR* sgRNAs co-transfected with Spy Cas9 mRNA (SEQ ID NO:2) in primary human hepatocytes.

**Table 13: TTR editing data in primary human hepatocytes transfected with Spy Cas9 mRNA and sgRNAs**

GUIDE ID	Avg % Edit	Std Dev % Edit	Avg % Insert	Std Dev % Insert	Avg % Deletion	Std Dev % Deletion
G000480	73.28	0.61	59.85	0.13	13.47	0.51
G000481	34.30	5.26	14.62	2.59	19.77	2.72
G000482	40.93	3.95	27.70	2.92	13.25	0.97
G000483	27.82	2.93	4.05	0.51	23.85	2.43
G000484	43.37	6.79	13.98	2.61	29.48	4.15
G000485	30.82	5.76	28.87	5.50	1.97	0.28
G000486	59.13	5.62	2.82	0.86	56.37	4.92
G000487	49.57	0.99	47.38	0.89	2.27	0.24
G000488	49.40	5.05	11.98	1.40	37.48	3.68
G000489	24.25	2.82	14.17	2.01	10.28	1.38
G000490	24.72	2.35	19.38	2.04	5.38	0.41
G000491	45.93	1.22	42.42	1.06	3.60	0.33
G000492	34.65	2.21	32.45	2.01	2.22	0.25

G000493	11.55	1.35	10.65	1.58	0.97	0.30
G000494	26.22	4.03	25.17	3.89	1.07	0.15
G000495	47.77	1.88	43.40	1.91	4.45	0.17
G000496	63.30	2.60	11.08	2.10	52.25	0.67
G000497	40.33	3.32	34.48	2.71	5.85	0.61
G000498	60.02	5.42	45.20	4.34	14.90	1.08
G000499	39.30	6.04	38.58	5.86	0.77	0.12
G000500	35.50	0.61	32.47	0.49	3.10	0.18
G000501	40.32	1.50	33.82	2.04	6.62	0.55
G000567	27.28	7.59	17.35	4.72	10.02	2.94
G000568	43.75	5.83	43.00	5.81	0.80	0.18
G000570	68.42	3.64	68.08	3.61	0.35	0.00
G000571	20.47	3.41	14.47	2.72	6.13	0.78
G000572	55.42	8.13	41.62	6.48	13.85	1.60

[00241] Table 14 shows the average and standard deviation for % Edit, % Insertion (Ins), and % Deletion (Del) for the tested *TTR* sgRNAs electroporated with Spy Cas9 protein (RNP) on primary cyno hepatocytes. Note that guides G000480 and G000488 have one mismatch to cyno, which may compromise their editing efficiency in cyno cells.

**Table 14: TTR editing data in primary cyno hepatocytes electroporated with Spy Cas9 protein and sgRNAs**

GUIDE ID	Avg % Edit	Std Dev % Edit	Avg % Insert	Std Dev % Insert	Avg % Deletion	Std Dev % Deletion
G000480	10.20	0.56	9.83	0.81	0.37	0.25
G000481	69.13	8.62	33.73	2.67	35.50	11.23
G000482	75.17	2.34	55.23	2.00	20.03	0.85
G000485	22.93	0.95	22.00	0.82	1.07	0.21
G000486	79.90	0.79	11.90	0.85	68.07	0.35
G000488	9.63	0.50	5.37	0.38	4.27	0.35
G000489	67.53	1.15	53.53	1.56	14.17	0.64
G000490	61.67	0.72	54.47	1.10	7.27	1.23
G000491	66.20	1.11	64.37	0.47	1.90	0.70
G000493	50.13	0.74	48.07	1.69	2.10	0.98
G000494	81.53	0.71	79.57	0.49	2.07	0.67
G000498	91.37	1.48	68.50	1.64	22.87	1.50
G000499	83.40	0.36	82.00	0.20	1.43	0.55
G000500	45.20	3.66	42.60	3.80	2.63	0.25

[00242] Table 15 shows the average and standard deviation for % Edit, % Insertion (Ins), and % Deletion (Del) for the tested cyno specific *TTR* sgRNAs electroporated with Spy Cas9 protein (RNP) on primary cyno hepatocytes.

**Table 15: TTR editing data in primary cyno hepatocytes electroporated with Spy Cas9 protein and cyno specific sgRNAs (e.g., those having an analogous human gRNA, See Table 3)**

GUIDE ID	Avg % Edit	Std Dev % Edit	Avg % Insert	Std Dev % Insert	Avg % Deletion	Std Dev % Deletion
G000502	95.10	0.96	13.97	1.69	81.27	2.60
G000503	58.53	2.40	52.07	1.68	6.50	2.46
G000504	77.17	0.96	69.73	1.29	7.53	0.57
G000505	95.53	1.06	95.50	1.01	0.10	0.10
G000506	89.43	1.36	86.90	1.64	3.07	0.42
G000507	71.17	3.22	67.03	2.39	4.60	1.65
G000508	45.63	3.01	41.57	2.95	4.17	0.91
G000509	93.03	0.81	43.60	1.30	49.73	1.76
G000510	90.80	0.53	89.13	0.40	1.77	0.12
G000511	62.77	1.63	60.87	1.55	2.00	0.35

**Example 4. Screening of lipid nanoparticle (LNP) formulations containing Spy Ca9 mRNA and sgRNA**

[00243] Cross screening of LNP formulated TTR sgRNAs with Spy Cas9 mRNA in primary human hepatocytes and primary cyno hepatocytes.

[00244] Lipid nanoparticle formulations of modified sgRNAs targeting human TTR and the cyno matched sgRNA sequences were tested on primary human hepatocytes and primary cyno hepatocytes in a dose response curve. Primary human and cyno hepatocytes were plated as described in Example 1. Both cell lines were incubated at 37°C, 5% CO<sub>2</sub> for 24 hours prior to treatment with LNPs. The LNPs used in the experiments detailed in Tables 16-19 were prepared using the Nanoassemblr™ procedure, each containing the specified sgRNA and Cas9 mRNA (SEQ ID NO:2), each having Lipid. The LNPs contained Lipid A, Cholesterol, DSPC, and PEG2k-DMG in a 45:44:9:2 molar ratio, respectively, and had a N:P ratio of 4.5. LNPs were incubated in hepatocyte maintenance media containing 6% cyno serum at 37°C for 5 minutes. Post incubation the LNPs were added onto the primary human or cyno hepatocytes in an 8 point 2-fold dose response curve starting at 100 ng mRNA. The cells were lysed 72 hours post treatment for NGS analysis as described in Example 1. Percent editing was determined for crRNAs comprising each guide sequence across each cell type and the guide sequences were then rank ordered based on highest % editing at 12.5 ng mRNA input and 3.9 nM guide concentration. The dose response curve data for the guide



sequences in both cell lines is shown in Figs. 4 through 7. The % editing at 12.5 ng mRNA input and 3.9 nM guide concentration are listed below (Table 16 through 18).

[00245] Table 16 shows the average and standard deviation at 12.5 ng of cas9 mRNA for % Edit, % Insertion (Ins), and % Deletion (Del) for the tested *TTR* sgRNAs formulated in lipid nanoparticles with Spy Cas9 mRNA on primary human hepatocytes as dose response curves. G000570 exhibited an uncharacteristic dose response curve compared to the other sgRNAs which may be an artifact of the experiment. The data are shown graphically in FIG.4.

**Table 16: TTR editing data in primary human hepatocytes treated with LNP formulated Spy Cas9 mRNA (SEQ ID NO:2) and sgRNAs**

<b>GUIDE ID</b>	<b>12.5 ng mRNA, 3.9 nM sgRNA Avg % Edit</b>	<b>Std Dev % Edit</b>
G000480	59.33	0.73
G000481	24.37	0.37
G000482	19.10	2.64
G000483	7.37	0.67
G000484	16.67	1.23
G000485	14.23	2.36
G000486	61.33	2.59
G000487	17.37	0.95
G000488	44.80	3.00
G000489	16.85	0.06
G000490	10.53	1.90
G000491	31.60	2.33
G000492	15.87	0.44
G000493	7.33	0.73
G000494	6.37	1.07
G000495	23.97	1.66
G000496	30.73	3.76
G000497	15.10	3.30
G000498	24.43	1.30
G000499	16.07	1.67
G000500	23.57	2.44
G000501	32.30	2.49
G000567	48.95	1.06
G000568	54.60	3.68
G000570	88.30	1.84
G000572	55.45	1.20

[00246] Table 17 shows the average and standard deviation at 12.5 ng of mRNA and 3.9 nM guide concentration for % Edit, % Insertion (Ins), and % Deletion (Del) for the tested *TTR* sgRNAs formulated in lipid nanoparticles with Spy Cas9 mRNA on primary cyno hepatocytes as dose response curves. The data are shown graphically in FIG.5.

**Table 17: TTR editing data in primary cyno hepatocytes treated with LNP formulated Spy Cas9 mRNA (SEQ ID NO: 2) and sgRNAs**

GUIDE ID	12.5 ng mRNA, 3.9 nM sgRNA, Avg % Edit	Std Dev % Edit
G000480	0.73	0.15
G000481	49.20	1.39
G000482	26.13	5.33
G000483	0.73	0.60
G000484	0.10	0.00
G000485	1.43	1.02
G000489	31.87	2.40
G000490	15.23	1.08
G000491	6.37	0.38
G000492	0.70	0.28
G000493	7.63	1.14
G000494	14.30	1.06
G000495	0.73	0.06
G000497	0.23	0.06
G000498	37.90	1.42
G000499	14.63	0.70
G000500	10.47	0.32
G000501	1.37	0.31
G000567	0.10	0.00
G000568	9.25	0.21
G000570	17.30	0.85
G000571	20.20	2.26
G000572	30.60	0.42

[00247] Table 18 shows the average and standard deviation at 12.5 ng of mRNA and 3.9 nM guide concentration for % Edit, % Insertion (Ins), and % Deletion (Del) for the tested cyno specific *TTR* sgRNAs formulated in lipid nanoparticles with Spy Cas9 mRNA on primary cyno hepatocytes as dose response curves. The data are shown graphically in FIG.6.

**Table 18: TTR editing data in primary cyno hepatocytes treated with LNP formulated Spy Cas9 mRNA (SEQ ID NO: 2) and cyno matched sgRNAs**

<b>GUIDE ID</b>	<b>12.5 ng mRNA, 3.9 nM sgRNA % Edit</b>	<b>Std Dev % Edit</b>
G000502	80.70	0.14
G000506	60.13	0.70
G000509	74.47	7.28
G000510	61.87	2.54

***Cross screening of LNP formulated TTR sgRNAs with Spy Cas9 mRNA in primary human hepatocytes and primary cyno hepatocytes***

[00248] Lipid nanoparticle formulations of modified sgRNAs targeting human TTR and the cyno matched sgRNA sequences were tested on primary human hepatocytes and primary cyno hepatocytes in a dose response curve. Primary human and cyno hepatocytes were plated as described in Example 1. Both cell lines were incubated at 37°C, 5% CO<sub>2</sub> for 24 hours prior to treatment with LNPs. The LNPs used in the experiments detailed in Tables 20-22 were prepared using the cross-flow procedure described above but purified using PD-10 columns (GE Healthcare Life Sciences) and concentrated using Amicon centrifugal filter units (Millipore Sigma), each containing the specified sgRNA and Cas9 mRNA (SEQ ID NO:1). The LNPs contained Lipid A, Cholesterol, DSPC, and PEG2k-DMG in a 50:38:9:3 molar ratio, respectively, and had a N:P ratio of 6.0. LNPs were incubated in hepatocyte maintenance media containing 6% cyno serum at 37°C, 5% CO<sub>2</sub> for 5 minutes. Post incubation the LNPs were added onto the primary human or cyno hepatocytes in an 8 point 3-fold dose response curve starting at 300 ng mRNA. The cells were lysed 72 hours post treatment for NGS analysis as described in Example 1. Percent editing was determined for crRNAs comprising each guide sequence across each cell type and the guide sequences were then rank ordered based on EC<sub>50</sub> values and maximum editing percent. The dose response curve data for the guide sequences in both cell lines is shown in Figs. 4 through 7. The EC<sub>50</sub> values and maximum editing percent are listed below (Table 19 through 22).

[00249] Table 19 shows the EC<sub>50</sub> and maximum editing the tested human specific *TTR* sgRNAs formulated in lipid nanoparticles with U-depleted Spy Cas9 mRNA on primary human hepatocytes as dose response curves. The data are shown graphically in FIG.4.

**Table 19: TTR editing data in primary human hepatocytes treated with LNP formulated Spy Cas9 mRNA and human specific sgRNAs**

<b>GUIDE ID</b>	<b>EC50</b>	<b>Max Editing</b>
G000480	0.10	98.69
G000481	1.43	87.05
G000482	0.65	97.02
G000483	1.88	77.39
G000484	0.95	94.14
G000488	0.72	95.83
G000489	1.38	86.33
G000490	1.52	94.16
G000493	2.42	63.95
G000494	1.28	75.70
G000499	0.63	96.31
G000500	0.39	88.70
G000568	0.78	95.72
G000570	0.23	98.22
G000571	2.21	71.28
G000572	0.42	97.94

[00250] Table 20 shows the EC50 and maximum editing the tested human specific *TTR* sgRNAs formulated in lipid nanoparticles with U-depleted Spy Cas9 mRNA on primary cyno hepatocytes as dose response curves. The data are shown graphically in FIG. 16.

**Table 20: TTR editing data in primary cyno hepatocytes treated with LNP formulated Spy Cas9 mRNA and human specific sgRNAs**

<b>GUIDE ID</b>	<b>EC50</b>	<b>Max Editing</b>
G000480	5.28	20.32
G000481	0.93	95.07
G000482	0.89	97.47
G000483	4.40	56.52
G000484	3.47	0.22
G000488	11.56	21.63

G000489	1.79	89.21
G000490	3.09	90.76
G000493	4.97	61.15
G000494	2.77	60.84
G000499	2.00	74.94
G000500	4.42	58.04
G000567	1.76	97.06
G000568	1.87	87.93
G000570	2.00	96.73
G000571	1.55	97.03
G000572	0.79	100.31

[00251] Table 21 shows the EC50 and maximum editing the tested cyno matched *TTR* sgRNAs formulated in lipid nanoparticles with U-depleted Spy Cas9 mRNA on primary human hepatocytes as dose response curves. The data are shown graphically in FIG. 17.

**Table 21: TTR editing data in primary human hepatocytes treated with LNP formulated Spy Cas9 mRNA and cyno specific sgRNAs**

GUIDE ID	EC50	Max Editing
G000502	0.70	91.50
G000504	5.16	7.16
G000505	3.57	13.48
G000506	1.26	89.49

[00252] Table 22 shows the EC50 and maximum editing the tested cyno matched *TTR* sgRNAs formulated in lipid nanoparticles with U-depleted Spy Cas9 mRNA on primary cyno hepatocytes as dose response curves. The data are shown graphically in FIG. 18.

**Table 22: TTR editing data in primary cyno hepatocytes treated with LNP formulated Spy Cas9 mRNA and cyno specific sgRNAs**

GUIDE ID	EC50	Max Editing
G000502	0.26	100.05
G000503	2.26	83.41
G000504	1.42	98.04
G000505	1.10	99.97
G000506	0.66	99.18

**Example 5. Off-Target analysis of TTR dgRNAs and sgRNAs****Off-target analysis of TTR guides**

[00253] An oligo insertion based assay (See, e.g., Tsai et al., Nature Biotechnology 33, 187–197; 2015) was used to determine potential off-target genomic sites cleaved by Cas9 targeting *TTR*. Forty-five dgRNAs from Table 1 (and two control guides with known off-target profiles) were screened in the HEK293\_Cas9 cells. The human embryonic kidney adenocarcinoma cell line HEK293 constitutively expressing Spy Cas9 (“HEK293\_Cas9”) was cultured in DMEM media supplemented with 10% fetal bovine serum and 500 µg/ml G418. Cells were plated at a density of 30,000 cells/well in a 96-well plate 24 hours prior to transfection. Cells were transfected with Lipofectamine RNAiMAX (ThermoFisher, Cat. 13778150) per the manufacturer’s protocol. Cells were transfected with a lipoplex containing individual crRNA (15 nM), trRNA (15 nM), and donor oligo with (10 nM) Lipofectamine RNAiMAX (0.3 µL/well) and OptiMem. Cells were lysed 24 hours post transfection and genomic DNA was extracting using Zymo’s Quick gDNA 96 Extraction kit (catalog # D3012) following the manufacturer’s recommended protocol. The gDNA was quantified using the Qubit High Sensitivity dsDNA kit (Life Technologies). Libraries were prepared per the previously described method in Tsai et al, 2015 with minor modifications. Sequencing was performed on Illumina’s MiSeq and HiSeq 2500. The assay identified potential off-target sites for some of the crRNAs which are plotted in FIG.2.

[00254] Table 23 shows the number of off-target integration sites detected in HekCas9 cells transfected with *TTR* dgRNAs along with a double stranded DNA oligo donor sequence.

**Table 23: Number of off-target integration sites detected for TTR dgRNAs via an oligo insertion based assay**

GUIDE ID	# Sites
CR003335	0
CR003336	2
CR003337	10
CR003338	2
CR003339	3
CR003340	0
CR003342	0
CR003343	2
CR003344	0

CR003345	0
CR003346	0
CR003347	1
CR003348	3
CR003351	1
CR003352	2
CR003353	2
CR003355	1
CR003356	4
CR003357	3
CR003359	6
CR003360	0
CR003363	4
CR003365	3
CR003366	1
CR003367	1
CR003368	2
CR003369	2
CR003377	0
CR003380	0
CR003382	34
CR003383	1
CR003385	3
CR003386	1
CR003387	6
CR003388	2
CR003389	2
CR003390	1
CR003391	0
CR003392	0
CR005298	0
CR005300	0
CR005301	0
CR005302	1
CR005303	1
CR005304	0

[00255] Additionally, a subset of the guides was assessed for off-target potential as modified sgRNAs in the Hek\_Cas9 cells via the oligo based insertion method described above. The off-target results were plotted in FIG.4.

[00256] Table 24 shows the number of off-target integration sites detected in HekCas9 cells transfected with *TTR* sgRNAs along with a double stranded DNA oligo donor sequence.

**Table 24: Number of off-target integration sites detected for TTR sgRNAs via an insertion detection method**

<b>GUIDE ID</b>	<b># Sites</b>
G000480	11
G000481	3
G000482	13
G000483	5
G000484	7
G000485	22
G000486	12
G000487	14
G000488	0
G000489	19
G000490	12
G000491	28
G000492	97
G000493	7
G000494	4
G000495	13
G000496	1
G000497	26
G000498	82
G000499	4
G000500	46
G000501	4
G000567	9
G000568	937
G000570	19
G000571	16
G000572	15

**Example 6. Targeted sequencing for validating potential off-target sites**

[00257] The HEK293\_Cas9 cells used in Example 5 for detecting potential off-targets constitutively overexpress Cas9, leading to a higher number of potential off-target “hits” as compared to a transient delivery paradigm in various cell types. Further, when delivering sgRNAs (as opposed to dgRNAs), the number of potential off-target hits may be further inflated as sgRNA molecules are more stable than dgRNAs (especially when chemically modified). Accordingly, potential off-target sites identified by an oligo insertion method as used in Example 5 may be validated using targeted sequencing of the identified potential off-target sites.



[00258] In one approach, primary hepatocytes are treated with LNPs comprising Cas9 mRNA and a sgRNA of interest (e.g., a sgRNA having potential off-target sites for evaluation). The primary hepatocytes are then lysed and primers flanking the potential off-target site(s) are used to generate an amplicon for NGS analysis. Identification of indels at a certain level may validate potential off-target site, whereas the lack of indels found at the potential off-target site may indicate a false positive in the HEK293\_Cas9 cell assay.

#### **Example 7. Phenotypic Analysis**

##### ***Western blot analysis of secreted TTR***

[00259] The hepatocellular carcinoma cell line, HepG2, was transfected as described in Example 1 with select guides from Table 1 in triplicate. Two days post-transfection, one replicate was harvested for genomic DNA and analysis by NGS sequencing for editing efficiency. Five days post-transfection, media without serum was replaced on one replicate. After 4hrs the media was harvested for analysis of secreted TTR by WB as previously described. The data for % edit for each guide and reduction of extracellular *TTR* is provided in FIG.7.

##### ***Western blot analysis of intracellular TTR***

[00260] The hepatocellular carcinoma cell line, HUH7, was transfected as described in Example 1 with crRNA comprising the guides from Table 1. The transfected pools of cells were retained in tissue culture and passaged for further analysis. At seven days post-transfection, cells were harvested and whole cell extracts (WCEs) were prepared and subjected to analysis by Western Blot as previously described.

[00261] WCEs were analyzed by Western Blot for reduction of *TTR* protein. Full length *TTR* protein has a predicted molecular weight of ~16 kD. A band at this molecular weight was observed in the control lanes in the Western Blot.

[00262] Percent reduction of *TTR* protein was calculated using the Licor Odyssey Image Studio Ver 5.2 software. GAPDH was used as a loading control and probed simultaneously with *TTR*. A ratio was calculated for the densitometry values for GAPDH within each sample compared to the total region encompassing the *TTR* band. Percent reduction of *TTR* protein was determined after the ratios were normalized to control lanes. Results are shown in FIG.8.

#### **Example 8. LNP delivery to humanized TTR mice and mice having wt (murine) TTR.**

[00263] Mice humanized with respect to the *TTR* gene were dosed with LNP formulations 701-704 containing the guides indicated in Table 25 (5 mice per formulation). These humanized *TTR* mice were engineered such that a region of the endogenous murine *TTR*

locus was deleted and replaced with an orthologous human *TTR* sequence so that the locus encodes a human TTR protein. For comparison, 6 mice with murine *TTR* were dosed with LNP700, containing a guide (G000282) targeting murine *TTR*. LNPs with Formulation Numbers 1-5 in Table 25 were prepared using the Nanoassemblr™ procedure as described above while LNPs with Formulation Numbers 6-16 were prepared using the cross-flow procedure described above but purified using PD-10 columns (GE Healthcare Life Sciences) and concentrated using Amicon centrifugal filter units (Millipore Sigma). As negative controls, mice of the corresponding genotype were dosed with vehicle alone (Tris-saline-sucrose buffer (TSS)). The background of the humanized *TTR* mice administered LNPs with Formulation Numbers 2-5 in Table 25 was 50% 129S6/SvEvTac 50% C57BL/6NTac; the background of the humanized *TTR* mice administered LNPs having Formulation Numbers 6-16 in Table 25 as well as the mice with murine *TTR* (administered LNP700, Formulation Number 1) was 75% C57BL/6NTac 25% 129S6/SvEvTac.

**Table 25. LNP formulations for dosing humanized *TTR* mice.**

Formulation Number	LNP	Guide	RNA concentration (mg/ml)	N:P Ratio	Molar Ratios (Lipid A, Cholesterol, DSPC, and PEG2k-DMG, respectively)
1	LNP700	G000282	0.53	4.5	45:44:9:2
2	LNP701	G000481	0.46	4.5	45:44:9:2
3	LNP702	G000489	0.61	4.5	45:44:9:2
4	LNP703	G000494	0.57	4.5	45:44:9:2
5	LNP704	G000499	0.59	4.5	45:44:9:2
6	LNP1148	G000481	0.73	4.5	45:44:9:2
7	LNP1152	G000499	0.45	6.0	50:38:9:3
8	LNP1153	G000482	0.53	6.0	50:38:9:3
9	LNP1155	G000571	0.70	6.0	50:38:9:3
10	LNP1156	G000572	0.58	6.0	50:38:9:3
11	LNP1157	G000480	0.84	6.0	50:38:9:3
12	LNP1159	G000488	0.79	6.0	50:38:9:3
13	LNP1160	G000493	0.71	6.0	50:38:9:3
14	LNP1161	G000500	0.66	6.0	50:38:9:3
15	LNP1162	G000567	0.69	6.0	50:38:9:3
16	LNP1163	G000570	0.66	6.0	50:38:9:3

[00264] LNPs having Formulation numbers 1-5 contained Cas9 mRNA of SEQ ID NO:2 and LNPs having Formulation Numbers 6-16 contained Cas9 mRNA of SEQ ID NO: 1, all in a 1:1 ratio by weight to the guide. The LNPs contained Lipid A, Cholesterol, DSPC, and PEG2k-DMG in the molar ratios recited in Table 25, respectively. Dosing with LNPs having Formulation Numbers 1-5 was at 2 mg/kg (total RNA content) and dosing with LNPs having Formulation Numbers 6-16 was at 1 mg/kg (total RNA content). Liver editing results were determined using primers designed to amplify the region of interest for NGS analysis. Liver editing results for Formulation Numbers 1-5 are shown in FIG.9 and indicate editing of the human *TTR* sequence with each of the four guides tested at a level >35% editing (mean values) with G000494 and G000499 providing values near 60%. Liver editing results for formulation numbers 6-8, 10-13, and 15-16 are shown in FIG.13 and Table 26, which show efficient editing of the human *TTR* sequence with each of the formulations tested. Greater than 38% editing was seen for all formulations, with several formulations providing editing values greater than 60%. Formulations 9 and 14 are not shown due to the design of the PCR amplicon and a resulting low number of sequencing reads.

[00265] The level of human TTR in serum was measured in the mice provided formulation numbers 6-8, 10-13, and 15-16. *See* FIG.14B. FIG.14A is a repeat of FIG.13 provided for comparison purposes. Knockdown of serum human TTR was detected for each formulation tested, which correlated with the amount of editing detected in liver (*See* FIG.14A vs 14B, Table 26).

**Table 26**

<b>GUIDE ID</b>	<b>% Editing</b>	<b>Serum TTR(%TSS)</b>
TSS (vehicle)	0.06	100
G481	61.28	10.52
G499	65.66	8.39
G482	70.86	4.65
G572	73.52	2.11

G480	77.34	3.48
G488	59.125	27.78
G493	38.55	49.73
G567	47.525	44.24
G570	45.5	41.73
G571	33.88	11.39
G500	44.44	34.28

[00266] In another set of experiments, humanized TTR mice were dosed with LNP formulations across a range of doses with guides G000480, G000488, G000489 and G000502. The formulations contained Cas9 mRNA (SEQ ID NO: 1) in a 1:1 ratio by weight to the guide. The LNPs contained Lipid A, Cholesterol, DSPC, and PEG2k-DMG in a 50:38:9:3 molar ratio, respectively, and having a N:P ratio of 6. Dosing was at 1, 0.3, 0.1, or 0.03 mg/kg (n=5/group). The LNPs were prepared using the cross-flow procedure described above and purified and concentrated using PD-10 columns and Amicon centrifugal filter units, respectively. Liver editing results were determined using primers designed to amplify the region of interest for NGS analysis and serum human TTR levels were measured as described above. Results for liver editing are shown in FIG.26A and serum human TTR levels in FIG.26B-C. A dose response for both editing and serum TTR levels was evident.

[00267] In another set of experiments, humanized TTR mice were dosed with LNP formulations across a range of doses with guides G000481, G000482, G000486 and G000499. The formulations contained Cas9 mRNA (SEQ ID NO: 1) in a 1:1 ratio by weight to the guide. The LNPs contained Lipid A, Cholesterol, DSPC, and PEG2k-DMG in a 50:38:9:3 molar ratio, respectively, and had an N:P ratio of 6. Dosing was at 1, 0.3, or 0.1 mg/kg (n=5/group). The LNPs were prepared using the cross-flow procedure described above and purified and concentrated using PD-10 columns and Amicon centrifugal filter units, respectively. Liver editing results were determined using primers designed to amplify the

region of interest for NGS analysis and serum human TTR levels were measured as described above. Results for liver editing are shown in FIG.27A and serum human TTR levels in FIG.27B-C. A dose response for both editing and serum TTR levels was evident.

[00268] In another set of experiments, humanized TTR mice were dosed with LNP formulations across a range of doses with guides G000480, G000481, G000486, G000499 and G000502. The formulations contained Cas9 mRNA (SEQ ID NO: 1) in a 1:2 ratio by weight to the guide. The LNPs contained Lipid A, Cholesterol, DSPC, and PEG2k-DMG in a 50:38:9:3 molar ratio, respectively, and had an N:P ratio of 6. Dosing was at 1, 0.3, or 0.1 mg/kg (n=5/group). The LNPs were prepared using the cross-flow procedure described above and purified and concentrated using PD-10 columns and Amicon centrifugal filter units, respectively. Liver editing results were determined using primers designed to amplify the region of interest for NGS analysis and serum human TTR levels were measured as described above. Results for liver editing are shown in FIG.28A and serum human TTR levels in FIG.28B-C. A dose response for both editing and serum TTR levels was evident.

[00269] In separate experiments using wild type CD-1 mice, an LNP formulation comprising guide G000502, which is cross homologous between mouse and cyno, was tested in a dose response study. The formulation contained Cas9 mRNA (SEQ ID NO: 1) in a 1:1 ratio by weight to the guide. The LNP contained Lipid A, Cholesterol, DSPC, and PEG2k-DMG in a 45:44:9:2 molar ratio, respectively, and having a N:P ratio of 6. Dosing was at 1, 0.3, 0.1, 0.03, or 0.01 mg/kg (n=5/group). Liver editing results were determined using primers designed to amplify the region of interest for NGS analysis. Results for liver editing are shown in FIG.15A and serum mouse TTR levels in FIG.15B. A dose response for both editing and serum TTR levels was evident.

#### **Example 9. LNP delivery to mice in multiple doses**

[00270] Mice (females from Charles River Laboratory, aged approximately 6-7 weeks) were dosed with an LNP formulation LNP705, prepared using cross-flow and TFF procedures as described above containing G000282 ("G282") and Cas9 mRNA (SEQ ID NO: 2) in a 1:1 ratio by weight and a total RNA concentration of 0.5 mg/ml. The LNP had an N:P ratio of 4.5 and contained Lipid A, Cholesterol, DSPC, and PEG2k-DMG in a 45:44:9:2 molar ratio, respectively. Groups were dosed either once weekly up to one, two, three, or four weeks (QWx1-4) or once monthly up to two or three months (QMx2-3). Dosages were 0.5 mg/kg or 1 mg/kg (total RNA content). Control groups received a single dose on day 1 of 0.5, 1, or 2 mg/kg. Each group contained 5 mice. Serum TTR was analyzed by ELISA and at

necropsy the liver, spleen and muscle were each collected for NGS editing analysis. Groups are shown in Table 27. X = sacrifice and necropsy. MPK = mg/kg.

**Table 27. Study Groups**

Group	Duration/ Dose Regimen	Dose (MPK)	Total Dose (MPK) Given	Dose	Dose	Dose	Dose	NX	Dose	NX
				Day 1	Day 8	Day 15	Day 22	Day 28	Day 43	Day 49
1	4 Week Multi Dose/ QWx4	0 (TSS control)	0	X	X	X	X	X		
2	2 Month Multi Dose/ QMx3	1	3	X			X		X	X
3		0.5	1.5	X			X		X	X
4	1 Month Multi Dose/ QMx2	1	2	X			X	X		
5		0.5	1	X			X	X		
6	4 Week Multi Dose/ QWx4	1	4	X	X	X	X	X		
7		0.5	2	X	X	X	X	X		
8	3 Week Multi Dose/ QWx3	1	3		X	X	X	X		
9		0.5	1.5		X	X	X	X		
10	2 Week Multi Dose/ QWx2	1	2			X	X	X		
11		0.5	1			X	X	X		
12	Single Dose/ QWx1	1	1				X	X		
13		0.5	0.5				X	X		
14		2	2				Day 26	Day 32		

[00271] Table 28 and FIGS. 10A-11B show serum TTR level results (% KD = % knockdown). Table 29 and FIGS. 12A-C show liver editing results.

**Table 28. Serum TTR Results.**

Time Regimen	Dose	Serum TTR (µg/mL)	Serum TTR (% KD)
QWx4	TSS	1190.7	-
QMx3	0.5	245.01	79.42

QMx2	0.5	776.73	34.77
QWx4	0.5	347.43	70.82
QWx3	0.5	405.70	65.93
QWx2	0.5	432.25	63.70
QWx1	0.5	804.06	32.47
QMx3	1	91.95	92.28
QMx2	1	176.81	85.15
QWx4	1	119.52	89.96
QWx3	1	167.15	85.96
QWx2	1	130.98	89.00
QWx1	1	573.02	51.88
QWx1	2	219.07	81.60

**Table 29. Liver Editing Results.**

Time Regimen	Dose	Liver Editing (%)
QWx4	TSS	0.38
QMx3	0.5	48.18
QMx2	0.5	36.66
QWx4	0.5	56.03
QWx3	0.5	51.35
QWx2	0.5	34.77
QWx1	0.5	24.16
QMx3	1	63.40
QMx2	1	57.37
QWx4	1	62.89
QWx3	1	59.22
QWx2	1	60.12
QWx1	1	35.16
QWx1	2	60.57

[00272] The results show that it is possible to build up a cumulative dose and effect with multiple administrations over time, including at weekly or monthly intervals, to achieve increasing editing levels and % KD of TTR.

**Example 10. RNA Cargo: varying mRNA and gRNA ratios**

[00273] This study evaluated in vivo efficacy in mice of different ratios of gRNA to mRNA. CleanCap™ capped Cas9 mRNAs with the ORF of SEQ ID NO: 4, HSD 5' UTR, human albumin 3' UTR, a Kozak sequence, and a poly-A tail were made by IVT synthesis as indicated in Example 1 with N1-methylpseudouridine triphosphate in place of uridine triphosphate.

[00274] LNP formulations prepared from the mRNA described and G282 (SEQ ID NO: 124) as described in Example 1 with Lipid A, cholesterol, DSPC, and PEG2k-DMG in a 50:38:9:3 molar ratio and with an N:P ratio of 6. The gRNA:Cas9 mRNA weight ratios of the formulations were as shown in FIG.19A and 19B.

[00275] For in vivo characterization, the LNPs were administered to mice at 0.1 mg total RNA (mg guide RNA + mg mRNA) per kg (n=5 per group). At 7-9 days post-dose, animals were sacrificed, blood and the liver were collected, and serum TTR and liver editing were measured as described in Example 1. Serum TTR and liver editing results are shown in FIG.19A and 19B. Negative control mice were dosed with TSS vehicle.

In addition, the above LNPs were administered to mice at a constant mRNA dose of 0.05 mg mRNA per kg (n=5 per group), while varying the gRNA dose from 0.06 mg per kg to 0.4 mg per kg. At 7-9 days post-dose, animals were sacrificed, blood and the liver were collected, and serum TTR and liver editing were measured. Serum TTR and liver editing results are shown in FIG.19C and FIG.19D. Negative control mice were dosed with TSS vehicle.

**Example 11. Off-Target analysis of TTR sgRNAs in Primary Human Hepatocytes**

[00276] Off-target analysis of sgRNAs targeting TTR was performed in primary human hepatocytes (PHH) as described in Example 5, with the following modifications. PHH were plated at a density of 33,000 cells per well on collagen-coated 96-well plates as described in Example 1. Twenty-four hours post plating, cells were washed with media and transfected using Lipofectamine RNAiMAX (ThermoFisher, Cat. 13778150) as described in Example 1. Cells were transfected with a lipoplex containing 100 ng Cas9 mRNA, immediately followed by the addition of another lipoplex containing 25 nM of the sgRNA and 12.5 nM of the donor oligo (0.3 µL/well). Cells were lysed 48 hours post-transfection and gDNA was extracted and analyzed as further described in Example 5. The data is graphically represented in FIG.20.



[00277] Table 30 shows the number of off-target integration sites detected in PHH, and compares to the the number of sites that were detected in the HekCas9 cells used in Example 5. Fewer sites were detected in PHH for every guide tested as compared to the HekCas9 cell line, with no unique sites detected in PHH alone.

**Table 30. Number of off-target integration sites detected for TTR sgRNAs in PHH via an oligo insertion based assay**

<b>GUIDE ID</b>	<b># Sites in PHH</b>	<b># Sites in HekCas9 cells (Example 5)</b>
G000480	2	11
G000481	0	3
G000482	2	13
G000483	0	5
G000484	0	7
G000485	3	22
G000486	0	12
G000487	0	14
G000488	0	0
G000489	2	19
G000490	0	12
G000491	7	28
G000492	5	97
G000493	1	7
G000494	0	4
G000495	1	13
G000496	0	1
G000497	3	26
G000498	19	82
G000499	1	4
G000500	12	46
G000501	0	4
G000567	0	9
G000568	11	936
G000570	1	19
G000571	1	16
G000572	2	15

[00278] Following the identification of potential off-target sites in PHH via the oligo insertion assay, certain potential sites were further evaluated by targeted amplicon sequencing, e.g., as described in Example 6. In addition to the potential off-target sites identified by the oligo insertion strategy, additional potential off-target sites identified by *in silico* prediction were included in the analysis.

[00279] To this end, PHH were treated with LNPs comprising 100 ng of Cas9 mRNA (SEQ ID NO:1) and the gRNA of interest at 14.68 nM (in a 1:1 ratio by weight), as described in Example 4. The LNPs were prepared using the cross-flow procedure described above and purified and concentrated using PD-10 columns and Amicon centrifugal filter units, respectively. The LNPs were formulated with an N:P ratio of 6.0 and contained Lipid A, Cholesterol, DSPC, and PEG2k-DMG in a 50:38:9:2 molar ratio, respectively. Following LNP treatment, isolated genomic DNA was analyzed by NGS (e.g., as described in Examples 1 and 6) to determine whether indels could be detected at the potential off-target site, which would be indicative of a Cas9-mediated cleavage event. Tables 31 and 32 show the potential off-target sites that were evaluated for the gRNAs G000480 and G000486, respectively.

[00280] As shown in FIG.21A-B and 22A-B and Table 33 below, indels were detected at low levels for only two of the potential off-target sites identified by the oligo insertion assay for G000480, and only one for G000486. No indels were detected at any of the *in silico* predicted sites for either guide. Further, indels were only detected at these sites using a near-saturating dose of LNP, as the indel rates observed at the on-target sites for G000480 and G000486 were ~97% and ~91%, respectively (See Table 33). The genomic coordinates of these sites are also reported in Tables 31 and 32, and each correspond to sequences that do not code for any protein.

[00281] A dose response assay was then performed in order to determine the highest dose of LNP in which no off-targets were detected. PHH were treated with LNPs comprising either G000480 or G000486 as described in Example 4. The doses ranged across 11 points with respect to gRNA concentration (0.001 nM, 0.002 nM, 0.007 nM, 0.02 nM, 0.06 nM, 0.19 nM, 0.57 nM, 1.72 nM, 5.17 nM, 15.51 nM, and 46.55 nM). As represented by the dashed vertical line in FIG.21A-B and 22A-B, the highest concentrations (with respect to the concentration of gRNA) at which the potential off-target sites were no longer detected for G000480 and G000486 were 0.57 nM and 15.51 nM, respectively, which resulted in on-target indel rates of 84.60% and 89.50%, respectively.

**Table 31. Identified potential off target sites via insertion detection and in silico prediction for G000480 evaluated via targeted amplicon sequencing**

<b>GUIDE ID</b>	<b>Off-target (OT) Site ID</b>	<b>Assay Used</b>	<b>Chromosomal Coordinates (hg38)</b>	<b>Strand</b>
G000480	INS-OT.1	Insertion Detection	chr7:94767406-94767426	+

G000480	INS-OT.2	Insertion Detection	chr2:192658562-192658582	+
G000480	INS-OT.3	Insertion Detection	chr7:4834390-4834410	+
G000480	INS-OT.4	Insertion Detection	chr20:9216118-9216138	-
G000480	INS-OT.5	Insertion Detection	chr10:12547071-12547091	+
G000480	INS-OT.6	Insertion Detection	chr6:168377978-168377998	-
G000480	INS-OT.7	Insertion Detection	chr12:114144669-114144689	-
G000480	INS-OT.8	Insertion Detection	chr10:7376755-7376775	+
G000480	INS-OT.9	Insertion Detection	chr2:52950299-52950319	+
G000480	INS-OT.10	Insertion Detection	chr8:56579165-56579185	-
G000480	INS-OT.11	Insertion Detection	chr1:189992255-189992275	+
G000480	PRED-OT.1	<i>in silico</i> prediction	chr10:12547071-12547091	+
G000480	PRE-DOT.2	<i>in silico</i> prediction	chrX:119702782-119702802	+
G000480	PRED-OT.3	<i>in silico</i> prediction	chr1:116544586-116544606	+
G000480	PRED-OT.4	<i>in silico</i> prediction	chr6:88282884-88282904	+
G000480	PRED-OT.6	<i>in silico</i> prediction	chr5:121891868-121891888	+
G000480	PRED-OT.7	<i>in silico</i> prediction	chr3:52544945-52544965	+
G000480	PRED-OT.8	<i>in silico</i> prediction	chr15:36949639-36949659	+
G000480	PRED-OT.9	<i>in silico</i> prediction	chr5:33866486-33866506	+
G000480	PRED-OT.10	<i>in silico</i> prediction	chr5:159755754-159755774	+
G000480	PRED-OT.11	<i>in silico</i> prediction	chr5:31349859-31349879	+
G000480	PRED-OT.12	<i>in silico</i> prediction	chr11:79485652-79485672	+
G000480	PRED-OT.13	<i>in silico</i> prediction	chr15:29448864-29448884	+
G000480	PRED-OT.14	<i>in silico</i> prediction	chr5:171153565-171153585	+
G000480	PRED-OT.15	<i>in silico</i> prediction	chr9:84855273-84855293	+
G000480	PRED-OT.16	<i>in silico</i> prediction	chr6:159953060-159953080	+
G000480	PRED-OT.17	<i>in silico</i> prediction	chr16:51849024-51849044	+
G000480	PRED-OT.18	<i>in silico</i> prediction	chr3:24108809-24108829	+
G000480	PRED-OT.19	<i>in silico</i> prediction	chr18:41118310-41118330	+
G000480	PRED-OT.20	<i>in silico</i> prediction	chr10:108975241-108975261	+
G000480	PRED-O.T.21	<i>in silico</i> prediction	chr1:44683633-44683653	+
G000480	PRED-OT.22	<i>in silico</i> prediction	chr2:196214849-196214869	+
G000480	PRED-OT.23	<i>in silico</i> prediction	chr9:117353544-117353564	+
G000480	PRED-OT.24	<i>in silico</i> prediction	chr1:55583322-55583342	+
G000480	PRED-OT.25	<i>in silico</i> prediction	chr12:28246827-28246847	+
G000480	PRED-OT.26	<i>in silico</i> prediction	chr4:54545361-54545381	+
G000480	PRED-OT.27	<i>in silico</i> prediction	chr13:22364836-22364856	+
G000480	PRED-OT.28	<i>in silico</i> prediction	chr13:80816049-80816069	+
G000480	PRED-OT.29	<i>in silico</i> prediction	chr7:39078622-39078642	+
G000480	PRED-OT.30	<i>in silico</i> prediction	chr2:59944386-59944406	+

“INS-OT.N” refers to an off-target site ID detected by oligo insertion, where N is an integer specified above; “PRED-OT.N” refers to an off-target site ID predicted via *in silico* methods, where N is an integer specified above.

**Table 32. Identified potential off target sites via insertion detection and in silico prediction for G000486 evaluated via targeted amplicon sequencing**

<b>GUIDE ID</b>	<b>Off-target (OT) Site ID</b>	<b>Assay Used</b>	<b>Chromosomal Coordinates (hg38)</b>	<b>Strand</b>
G000486	INS-OT.1	Insertion Detection	chr14:77332157-77332177	+
G000486	INS-OT.2	Insertion Detection	chr14:54672059-54672079	-
G000486	INS-OT.3	Insertion Detection	chr4:108513169-108513189	-
G000486	INS-OT.4	Insertion Detection	chr5:91397023-91397043	-
G000486	INS-OT.5	Insertion Detection	chr9:116626135-116626155	-
G000486	INS-OT.6	Insertion Detection	chr6:73201226-73201246	+
G000486	INS-OT.7	Insertion Detection	chr16:89368352-89368372	-
G000486	INS-OT.8	Insertion Detection	chr7:56308371-56308391	-
G000486	INS-OT.9	Insertion Detection	chr21:43605667-43605687	+
G000486	INS-OT.10	Insertion Detection	chr5:26758030-26758050	+
G000486	INS-OT.11	Insertion Detection	chr17:30656428-30656448	+
G000486	INS-OT.12	Insertion Detection	chr8:130486452-130486472	+
G000486	PRED-OT.1	<i>in silico</i> prediction	chr11:44707064-44707084	+
G000486	PRED-OT.2	<i>in silico</i> prediction	chr5:50775396-50775416	+
G000486	PRED-OT.3	<i>in silico</i> prediction	chr4:141623949-141623969	+
G000486	PRED-OT.4	<i>in silico</i> prediction	chr1:223481186-223481206	+
G000486	PRED-OT.5	<i>in silico</i> prediction	chr6:39951487-39951507	+
G000486	PRED-OT.6	<i>in silico</i> prediction	chrY:5456047-5456067	+
G000486	PRED-OT.8	<i>in silico</i> prediction	chr6:129868719-129868739	+
G000486	PRED-OT.9	<i>in silico</i> prediction	chrX:80450312-80450332	+
G000486	PRED-OT.10	<i>in silico</i> prediction	chr7:27256771-27256791	+
G000486	PRED-OT.11	<i>in silico</i> prediction	chr3:181416528-181416548	+
G000486	PRED-OT.12	<i>in silico</i> prediction	chr7:146425020-146425040	+
G000486	PRED-OT.13	<i>in silico</i> prediction	chr3:16980977-16980997	+
G000486	PRED-OT.14	<i>in silico</i> prediction	chr7:118161002-118161022	+
G000486	PRED-OT.15	<i>in silico</i> prediction	chr6:102220539-102220559	+
G000486	PRED-OT.16	<i>in silico</i> prediction	chr12:127278991-127279011	+
G000486	PRED-OT.17	<i>in silico</i> prediction	chr2:67686631-67686651	+
G000486	PRED-OT.18	<i>in silico</i> prediction	chr1:114467665-114467685	+
G000486	PRED-OT.19	<i>in silico</i> prediction	chr3:194514436-194514456	+
G000486	PRED-OT.20	<i>in silico</i> prediction	chr14:31767581-31767601	+
G000486	PRED-OT.21	<i>in silico</i> prediction	chr16:28706209-28706229	+
G000486	PRED-OT.22	<i>in silico</i> prediction	chr8:110526279-110526299	+
G000486	PRED-OT.23	<i>in silico</i> prediction	chr19:2899814-2899834	+
G000486	PRED-OT.25	<i>in silico</i> prediction	chr3:130760261-130760281	+
G000486	PRED-OT.26	<i>in silico</i> prediction	chr11:2506046-2506066	+
G000486	PRED-OT.27	<i>in silico</i> prediction	chr2:153918318-153918338	+
G000486	PRED-OT.28	<i>in silico</i> prediction	chr14:40590226-40590246	+
G000486	PRED-OT.29	<i>in silico</i> prediction	chr18:806650-806670	+
G000486	PRED-OT.30	<i>in silico</i> prediction	chr2:117707480-117707500	+

“INS-OT.N” refers to an off-target site ID detected by oligo insertion, where N is an integer specified above; “PRED-OT.N” refers to an off-target site ID predicted via *in silico* methods, where N is an integer specified.

**Table 33. Detected Off Target sites in PHH treated with LNP containing 100 ng mRNA and 31.03 nM gRNA**

GUIDE ID	Off-target (OT) Site ID	Site Type	Indel Frequency (using LNP with 100 ng Cas9 mRNA and 14.68 nM gRNA)	Indel Frequency std. dev.
G000480	n/a	On-Target	97.33%	1.10%
G000480	INS-OT.2	Off-Target	1.43%	0.40%
G000480	INS-OT.4	Off-Target	0.97%	0.25%
G000486	n/a	On-Target	91.33%	1.97%
G000486	INS-OT.4	Off-Target	0.47%	0.06%

#### **Example 12. LNP delivery to humanized mouse model of ATTR**

[00282] A well-established humanized transgenic mouse model of hereditary ATTR amyloidosis that expresses the V30M pathogenic mutant form of human TTR protein was used in this Example. This mouse model recapitulates the TTR deposition phenotype in tissues observed in ATTR patients, including within the peripheral nervous system and gastrointestinal (GI) tract (See Santos et al., *Neurobiol Aging*. 2010 Feb;31(2):280-9).

[00283] Mice (aged approximately 4-5 months) were dosed with LNP formulations prepared using the cross-flow and TFF procedures as described in Example 1. The LNPs were formulated with an N:P ratio of 6.0 and contained Lipid A, Cholesterol, DSPC, and PEG2k-DMG in a 50:38:9:2 molar ratio, respectively. The LNPs contained Cas9 mRNA (SEQ ID NO: 1) and either G000481 (“G481”) or a non-targeting control guide G000395 (“G395”; SEQ ID NO: 273), in a 1:1 ratio of gRNA:mRNA by weight.

[00284] Mice were injected via the lateral tail vein as described in Example 1 with a single 1mg/kg (of total RNA content) dose of LNP with an n=10/group. At 8 weeks post treatment, the mice were euthanized for sample collection. Human TTR protein levels were measured in serum and cerebrospinal fluid (CSF) by ELISA as previously described by Butler et al., *Amyloid*. 2016 Jun;23(2):109-18. Liver tissue was assayed for editing levels as described in Example 1. Other tissues (stomach, colon, sciatic nerve, dorsal root ganglion (DRG)) were collected and processed for semi-quantitative immunohistochemistry as previously described

by Gonçalves et al., *Amyloid*. 2014 Sep; 21(3): 175–184. Statistical analysis for the immunohistochemistry data was performed using Mann Whitney test with a p-value<0.0001.

[00285] As shown in FIG.23A-B, robust editing (49.4%) of TTR was observed in livers of the humanized mice following the single dose of LNP comprising G481, with no editing detected in the control group. Analysis of the editing events demonstrated that 96.8% of the events were insertions, with the remainder deletions.

[00286] As shown in FIG.24A-B, TTR protein levels were decreased in plasma but not in CSF from the treated mice, with greater than 99% knockdown of TTR plasma levels observed (p<0.001).

[00287] The near complete knockdown of TTR observed in the plasma of treated animals correlated with the clearance of TTR protein amyloid deposition in the assayed tissues. As shown in FIG.25, control mice exhibited amyloid staining in tissues which resembles the pathophysiology observed in human subjects with ATTR. Decreasing circulating TTR by editing the HuTTR V30M locus resulted in a dramatic decrease of amyloid deposition in tissues. Approximately 85% or better reduction in TTR staining was observed across the treated tissues 8 weeks post-treatment (FIG.25).

### **Example 13. *TTR* mRNA knockdown in Primary Human Hepatocytes (PHH)**

[00288] In one experiment, PHH were cultured and treated with LNPs comprising Cas9 mRNA (SEQ ID NO:1) and a gRNA of interest (See FIG.29, Table 34), as described in Example 4. The LNPs were prepared using the cross-flow procedure described above and purified and concentrated using PD-10 columns and Amicon centrifugal filter units, respectively. The LNPs were formulated with an N:P ratio of 6.0 and contained Lipid A, Cholesterol, DSPC, and PEG2k-DMG in a 50:38:9:2 molar ratio, respectively. The LNPs comprised a gRNA:mRNA ratio of 1:2, and the cells were treated at a dose of 300 ng (with respect to the amount of mRNA cargo delivered).

[00289] Ninety-six (96) hours following LNP treatment (with biological triplicates for each condition), mRNA was purified from PHH cells using the Dynabeads mRNA DIRECT Kit (ThermoFisher Scientific) according to the manufacturer's protocol. Reverse Transcription (RT) was performed with Maxima reverse transcriptase (ThermoFisher Scientific) and a poly-dT primer. The resulting cDNA was purified with Ampure XP Beads (Agencourt). For Quantitative PCR, 2% of the purified cDNA was amplified with Taqman Fast Advanced Mastermix and 3 Taqman probe sets, TTR (Assay ID: Hs00174914\_m1),

GAPDH (Assay ID: Hs02786624\_g1), and PPIB (Assay ID: Hs00168719\_m1). The assays were run on the QuantStudio 7 Flex Real Time PCR System according to the manufacturer's instructions (Life Technologies). Relative expression of *TTR* mRNA was calculated by normalizing to the endogenous controls (GAPDH and PPIB) individually, and then averaged. [00290] As shown in FIG.29 and reproduced numerically in Table 34 below, each of the LNP formulations tested resulted in knockdown of *TTR* mRNA, as compared to the negative (untreated) control. The groups in FIG.29 and Table 34 are identified by the gRNA ID used in each LNP preparation. Relative expression of *TTR* mRNA is plotted in FIG.29, whereas the percent knockdown of *TTR* mRNA is provided in Table 34.

**Table 34.**

<b>GUIDE ID</b>	<b>Avg % Knockdown</b>	<b>Std Dev</b>
G000480	95.19	1.68
G000481	91.39	2.39
G000482	82.31	4.51
G000483	68.78	13.45
G000484	75.22	9.05
G000488	92.77	3.76
G000489	91.85	2.77
G000490	78.34	5.76
G000493	87.53	4.54
G000494	91.15	3.63
G000499	91.38	1.71
G000500	92.90	3.15
G000567	90.89	5.39
G000568	53.44	20.20
G000570	93.38	2.66
G000571	96.17	2.07
G000572	55.92	24.53

[00291] In a separate experiment, *TTR* mRNA knockdown was evaluated following treatment with LNPs comprising G000480, G000486, and G000502. The LNPs were formulated and PHH were cultured and treated with the LNPs, each as described in the experiment above in this Example with the exception that the cells were treated at a dose of 100 ng (with respect to the amount of mRNA cargo delivered).

[00292] Ninety-six (96) hours following LNP treatment (single treatment for each condition), mRNA was purified from PHH cells using the Dynabeads mRNA DIRECT Kit (ThermoFisher Scientific) according to the manufacturer's protocol. Reverse Transcription (RT) was performed with the High Capacity cDNA Reverse Transcription Kit (ThermoFisher

Scientific) according to the manufacturer’s instructions. For Quantitative PCR, 2% of the cDNA was amplified with Taqman Fast Advanced Mastermix and 3 Taqman probe sets, *TTR* (Assay ID: Hs00174914\_m1), *GAPDH* (Assay ID: Hs02786624\_g1), and *PPIB* (Assay ID: Hs00168719\_m1). The assays were run on the QuantStudio 7 Flex Real Time PCR System according to the manufacturer’s instructions (Life Technologies). Relative expression of *TTR* mRNA was calculated by normalizing to the endogenous controls (*GAPDH* and *PPIB*) individually, and then averaged.

[00293] As shown in FIG.30 and reproduced numerically in Table 35 below, each of the LNP formulations tested resulted in knockdown of *TTR* mRNA, as compared to the negative (untreated) control. The groups in FIG.30 and Table 35 are identified by the gRNA ID used in each LNP preparation. Relative expression of *TTR* mRNA is plotted in FIG.30, whereas the percent knockdown of *TTR* mRNA is provided in Table 35.

**Table 35.**

<b>GUIDE ID</b>	<b>Avg % Knockdown</b>	<b>Std Dev</b>
G000480	95.61	0.92
G000486	97.36	0.63
G000502	90.94	2.63

**Sequence Table**

[00294] The following sequence table provides a listing of sequences disclosed herein. It is understood that if a DNA sequence (comprising Ts) is referenced with respect to an RNA, then Ts should be replaced with Us (which may be modified or unmodified depending on the context), and vice versa.

<b>Description</b>	<b>Sequence</b>	<b>SEQ ID No.</b>
Cas9 transcript with 5’ UTR of HSD, ORF corresponding to SEQ ID NO: 204, Kozak sequence, and 3’ UTR of ALB	GGGTCCCGCAGTCGGCGTCCAGCGGCTCTGCTTGTTCGTGTGTGTGTCGTTGCAGGCCATTATTCGGATCCGCCACCATGGACAAGAAGTACAGCATCGGACTGGACATCGGAACAAACAGCGTTCGGATGGGCAGTCATCACAGACGAATACAA GGTCCCGAGCAAGAAGTTCAAGGTCCTGGGAAACACAGACAGACACAGCATCAAGAAGAACCTGATCGGAGCACTGCTGTTTCGACAGCGGAGAAACAGCAGAGCAACAAGACTGAAGAGAACAGCAAGAAGAAGATACACAAGAAGAAAGAA CAGAATCTGTACCTGCAGGAAATCTTCAGCAACGAAATGGCAAAGGTCGACGACAGCTTCTCCACAGACTGGAAGAAAGCTTCTGGTTCGAAGAAGACAA SAAGCACGAAAAGACACCCGATCTTCGGAAACATCGTCGACGAAGTCGCATACCCACGAAAAGTACCCGACAATCTACCACCTGAGAAAAGAAAGCTGGTTCGACAGCACAGACAAGGCAGACCTGAGACTGATCTACCTGGCACTGGCACACATGATCAAGTTCAGAGGACACTTCTGATCGAAGGAGACCTGAACCCGGACAACAGCGACGTCGACAAGCTGTTTCATCCAGCTGGTCCAGACATACAACCAGCTGTT CGAAGAAAACCCGATCAACGCAAGCGGAGTCGACGCAAGGCAATCCTGAGCGCAAGACTGAGCAAGAGCAGAAGACTGGAAAACCTGATCGCACAGCTGCCGGGAGAAAAGAAGAACGGACTGTTTCGGAAACCTGATCGCACTGAGCCTGGGACTGACACCGAACTTCAAGAGCAACTTCGACCTGGCAGAAGACGCAAAGCT	1



<p>GCAGCTGAGCAAGGACACATACGACGACGACCTGGACAACCTGCTGGCACA GATCGGAGACCAGTACGCAGACCTGTTCTGGCAGCAAAGAACCTGAGCGA CGCAATCCTGCTGAGCGACATCCTGAGAGTCAACACAGAAATCACAAAGGC ACCGCTGAGCGCAAGCATGATCAAGAGATACGACGAACACCACCAGGACCT GACTGCTGAAGGCACTGGTCAGACAGCAGCTGCCGAAAAGTACAAGGA AATCTTCTCGACCAGAGCAAGAACGGATACGCAGGATACATCGACGGAGG AGCAAGCCAGGAAAGATTCTACAAGTTCATCAAGCCGATCCTGGAAAAGAT GGACGGAACAGAAGAACTGCTGGTCAAGCTGAACAGAGAAGACCTGCTGAG AAAGCAGAGAACATTTCGACAACGGAAGCATCCCGCACCAGATCCACCTGGG AGAAGTGCACGCAATCCTGAGAAGACAGGAAGACTTCTACCCGTTCTGAA GGACAACAGAGAAAAGATCGAAAAGATCCTGACATTCAGAATCCCGTACTA CGTCGGACCCTGGCAAGAGGAAAACAGCAGATTCGCATGGATGACAAGAAA GAGCGAAGAAAACATCACACCTGGAACCTCGAAGAAGTCGTCGACAAGGG AGCAAGCGCACAGAGCTTCATCGAAAAGATGACAAAACCTTCGACAAGAACCT GCCGAACGAAAAGGTCCTGCCGAAGCACAGCCTGCTGTACGAATACTTCAC AGTCTACAACGAATGACAAAAGGTCAGTACGTCACAGAAGGAATGAGAAA GCCGGCATCTCGACGGAGAACGAGAAGGCAATCGTCGACCTGCTGTT CAAGACAAACAGAAAAGGTCACAGTCAAGCAGCTGAAGGAAGACTACTTCAA GAAGATCGAATGCTTCGACAGCGTCGAAATCAGCGGAGTCGAAGACAGATT CAACGCAAGCTGGGAACATACCACGACCTGCTGAAGATCATCAAGGACAA GGACTTCTGGACAACGAAGAAAACGAAGACATCCTGGAAAGACATCGTCT GACTGACACTGTTTGAAGACAGAGAAATGATCGAAGAAAAGACTGAAGAC ATACACAGGATGGGGAAGACTGAGCAGAAAAGCTGATCAACGGAATCAGAGA CAAGCAGAGCGGAAAAGACAATCCTGGACTTCTGAAGAGCGACGGATTCCG AAACAGAACTTCATGCAGCTGATCCACGACGACAGCTGACATTCAAGGA AGACATCCAGAAGGCACAGGTCAGCGGACAGGGAGACAGCCTGCACGAACA CATCGCAAACCTGGCAGGAAGCCCGCAATCAAGAAGGGAATCCTGCAGAC AGTCAAGGTCGTCGACGAACCTGGTCAAGGTCATGGGAAGACACAAGCCGGA AAACATCGTCATCGAAATGGCAAGAGAAAACCAGACAACACAGAAGGGACA GAAGAACAGCAGAGAAAGAAATGAAGAGAATCGAAGAAGGAATCAAGGAAT GGGAAGCCAGATCCTGAAGGAACACCCGGTCGAAAACACACAGCTGCAGAA CGAAAAGCTGTACTTGTACTACCTGCAGAACGGAAGAGACATGTACGTCGA CCAGGAACGGACATCAACAGACTGAGCGACTACGACGTCGACCACATCGT CCCGCAGAGCTTCTGAAGGACGACAGCATCGACAACAAGGTCCTGACAAG AAGCGACAAGAACAGAGGAAAGAGCGACAACGTCGCCGAGCGAAGAAGTCGT CAAGAAGATGAAGAATACTGGAGACAGCTGCTGAACGCAAAGCTGATCAC ACAGAGAAAGTTCGACAACCTGACAAAAGGCAGAGAGAGGACTGAGCGA ACTGGACAAGGCAGGATTCATCAAGAGACAGCTGGTCGAAAACAAGACAGAT CACAAAGCACGTCGCACAGATCCTGGACAGCAGAATGAACACAAAGTACGA CGAAAACGACAAGCTGATCAGAGAAGTCAAGGTCATCACACTGAAGAGCAA GCTGGTCAGCGACTTCAGAAAGGACTTCCAGTCTTACAAGGTCAGAGAAAT CAACAACCTACCACCACGCACACGACGCATACCTGAACGCAGTCGTCGGAAC AGCACTGATCAAGAAGTACCCGAAGCTGGAAAGCGAATTCGTCTACGGAGA CTACAAGGTCACGACGTCAGAAAGATGATCGCAAAGAGCGAACAGGAAAT CGAAAAGGCAACAGCAAAGTACTTCTTCTACAGCAACATCATGAACTTCTT CAAGACAGAAATCACACTGGCAAACGGAGAAATCAGAAAAGAGACCGCTGAT CGAAACAACCGGAGAAACAGGAGAAATCGTCTGGGACAAGGGAAGAGACTT CGCAACAGTCAGAAAGGTCCTGAGCATGCCGAGGTCACATCGTCAAGAA GACAGAAGTCCAGACAGGAGGATTCAGCAAGGAAAGCATCCTGCCGAAGAG AAACAGCGACAAGCTGATCGCAAGAAAAGGACTGGGACCCGAAGAAGTA CGGAGGATTCGACAGCCCACAGTCGCATACAGCGTCTGGTTCGTCGCAAA GGTCGAAAAGGGAAGAGCAAGAAGCTGAAGAGCGTCAAGGAACCTGCTGGG AATCACAATCATGGAAAGAAGCAGCTTCGAAAAGAACCCGATCGACTTCTT GGAAGCAAAGGGATACAAGGAAGTCAAGAAGGACCTGATCATCAAGCTGCC GAAGTACAGCCTGTTTGAACCTGGAAAACGGAAGAAAGAGAATGCTGGCAAG CGCAGGAGAACTGCAGAAGGGAAACGAACTGGCACTGCCGAGCAAGTACGT CAACTTCTGTACTTGGCAAGCCACTACGAAAAGCTGAAGGGAAGCCCGGA AGACAACGAACAGAAGCAGCTGTTCTGTCGAACAGCACAAAGCACTACCTGGA CGAAATCATCGAACAGATCAGCGAATTCAGCAAGAGAGTTCATCCTGGCAGA CGCAAACCTGGACAAGGTCCTGAGCGCATACAACAAGCACAGAGACAAGCC</p>	
--	--

	<p>GATCAGAGAACAGGCAGAAAACATCATCCACCTGTTCACTGACAAACCT          GGGAGCACCGGCAGCATTCAAGTACTTCGACACAACAATCGACAGAAAGAG          ATACACAAGCACAAAGGAAGTCTCGGACGCAACACTGATCCACCAGAGCAT          CACAGGACTGTACGAAACAAGAATCGACCTGAGCCAGCTGGGAGGAGACGG          AGGAGGAAGCCCGAAGAAGAAGAGAAAGGTCTAGCTAGCCATCACATTTAA          AAGCATCTCAGCCTACCATGAGAATAAGAGAAAGAAAATGAAGATCAATAG          CTTATTTCATCTCTTTTTCTTTTTCTGTTGGTGTAAAGCCAACACCCTGTCTA          AAAACATAAAATTTCTTTAATCATTTTGCCTTTTTCTCTGTGCTTCAATT          AATAAAAAATGAAAGAACCTCGAG</p>	
<p>Cas9          transcript          comprising          Cas9 ORF          correspondin          g to SEQ ID          NO: 205          using codons          with          generally          high          expression          in humans</p>	<p>GGGTCCCGCAGTCGGCGTCCAGCGGCTCTGCTTGTTCGTGTGTGTGTCGTT          GCAGGCCTTATTCGGATCCATGCCTAAGAAAAAGCGGAAGGTGACGGGGA          TAAGAAGTACTCAATCGGGCTGGATATCGGAACATAATCCGTGGGTGGGC          AGTGATCACGGATGAATACAAAGTGCCGTCCAAGAAGTTCAGGTCCTGGG          GAACACCGATAGACACAGCATCAAGAAAAATCTCATCGGAGCCCTGCTGTT          TGACTCCGGCGAAACCGCAGAAGCGACCCGGCTCAAACGTACCGCGAGGCG          ACGCTACACCCGGCGGAAGAATCGCATCTGCTATCTGCAAGAGATCTTTTC          GAACGAAATGGCAAAGGTGACGACAGCTTCTTCCACCGCCTGGAAGAATC          TTTCTGGTGGAGGAGGACAAGAAGCATGAACGGCATCCTATCTTTGGAAA          CATCGTCGACGAAGTGGCGTACCACGAAAAGTACCCGACCATCTACCATCT          GCGGAAGAAGTTGGTTGACTCAACTGACAAGGCCGACCTCAGATTGATCTA          CTTGGCCCTCGCCATATGATCAAATTCGCGGACACTTCCTGATCGAAGG          CGATCTGAACCTGATAACTCCGACGTGGATAAGCTTTTCAATCAACTGGT          GCAGACCTACAACCACTGTTTCGAAGAAAACCCAATCAATGCTACGCGCGT          CGATGCCAAGGCCATCCTGTCCGCGCGGCTGTGCAAGTTCGCGGCGCCTCGA          AAACCTGATCGCACAGCTGCCGGGAGAGAAAAGAACGGACTTTTCGGCAA          CTTGATCGCTCTCTCACTGGGACTCACTCCCAATTTCAAGTCCAATTTTGA          CCTGGCCGAGGACGCGAAGCTGCAACTCTCAAAGGACACCTACGACGACGA          CTTGGACAATTTGCTGGCACAATTTGGCGATCAGTACGCGGATCTGTTCCCT          TGCCGCTAAGAACCTTTCCGACGCAATCTTGCTGTCCGATATCTGCGCGT          GAACCCGAAATAACCAAGCGCCGCTTAGCGCCTCGATGATTAAGCGGTA          GACGAGCATCACCAGATCTCAGCTGCTCAAAGCGCTCGTGAGACGCA          ACTGCCTGAAAAGTACAAGGAGATCTTCTTCGACCAGTCCAAGAATGGGTA          CGCAGGGTACATCGATGGAGGCGTAGCCAGGAAGAGTCTATAAGTTCAT          CAAGCCAATCCTGGAAAAGATGGACGGAACCGAAGAACTGCTGGTCAAGCT          GAACAGGGAGGATCTGCTCCGGAACAGAGAACCTTTGACAACGGATCCAT          TCCCACCCAGATCCATCTGGGTGAGCTGCACGCCATCTTGCGGCGCCAGGA          GGACTTTTACCATTCTCAAGGACAACCGGGAAAAGATCGAGAAAATTTCT          GACGTTCCGCATCCCGTATTACGTGGGCCCACTGGCGCGCGGCAATTCGCG          CTTGCGGTGGATGACTAGAAAATCAGAGGAAACCATCACTCCTTGAATTT          CGAGGAAGTTGTGGATAAGGGAGCTTCGGCACAAGCTTCATCGAACGAAT          GACCAACTTCGACAAGAATCTCCAAACGAGAAGGTGCTTCTAAGCACAG          CCTCCTTTACGAATACTTCACTGTCTACAACGAAGTAAAGTGAATA          CGTTACTGAAGGAATGAGGAAGCCGGCCTTTCTGTCCGGAGAACAGAAGAA          AGCAATTGTCGATCTGCTGTTCAAGACCAACCGCAAGGTGACCGTCAAGCA          GCTTAAAGAGGACTACTTCAAGAAGATCGAGTGTTCGACTCAGTGGAAAT          CAGCGGGGTGGAGGACAGATTCAACGCTTCGCTGGGAACCTATCATGATCT          CCTGAAGATCATCAAGGACAAGGACTTCCTTGACAACGAGGAGAACGAGGA          CATCCTGGAAGATATCGTCTGACCTTGACCCTTTTCGAGGATCGCGAGAT          GATCGAGGAGAGGCTTAAGACCTACGCTCATCTCTTCGACGATAAGGTCAT          GAAACAACCTCAAGCGCCGCGGTACACTGGTTGGGGCCGCTCTCCCGCAA          GCTGATCAACGGTATTCGCGATAAACAGAGCGGTAAAACCTATCCTGGATTT          CCTCAAATCGGATGGCTTCGCTAATCGTAACCTCATGCAATTGATCCACGA          CGACAGCCTGACCTTTAAGGAGGACATCCAAAAGCACAAGTGTCCGGACA          GGGAGACTCACTCCATGAACACATCGCGAATCTGGCCGGTTTCGCGGCGAT          TAAGAAGGGAATTTGCAAACGTGAAGGTGGTTCGACGAGCTGGTGAAGGT          CATGGGACGGCACAACCCGAGAAATATCGTGATTGAAATGGCCCGAGAAAA          CCAGACTACCCAGAAGGGCCAGAAAAACTCCCGGAAAGGATGAAGCGGAT          CGAAGAAGGAATCAAGGAGCTGGGCAGCCAGATCCTGAAAAGACCCCGGT          GGAAAACACGCAGCTGCAGAACGAGAAGCTCTACCTGTACTATTTGCAAAA          TGGACGGGACATGTACGTGGACCAGAGCTGGACATCAATCGGTTGTCTGA</p>	<p>2</p>

	<p>TTACGACGTGGACCACATCGTTCACAGTCCTTTCTGAAGGATGACTCGAT  CGATAACAAGGTGTTGACTCGCAGCGACAAGAACAGAGGGAAGTCAGATAA  TGTGCCATCGGAGGAGGTCGTGAAGAAGATGAAGAATTACTGGCGGCAGCT  CCTGAATGCGAAGCTGATTACCCAGAGAAAGTTTGACAATCTCACTAAAGC  CGAGCGCGGCGACTCTCAGAGCTGGATAAGGCTGGATTCATCAAACGGCA  GCTGGTCGAGACTCGGCAGATTACCAAGCACGTGGCCGAGATCTTGGACTC  CCGCATGAACACTAAATACGACGAGAACGATAAGCTCATCCGGAAGTGAA  GGTGATTACCTGAAAAGCAAACCTTGTGTCGGACTTTCGGAAGGACTTTC  GTTTTACAAAGTGAGAGAAATCAACAACCTACCATCACGCGCATGACGCATA  CCTCAACGCTGTGGTCGGTACCGCCTGATCAAAAAGTACCCTAAACTTGA  ATCGGAGTTTGTGTACGGAGACTACAAGGTCTACGACGTGAGGAAGATGAT  AGCCAAGTCCGAACAGGAAATCGGGAAGCAACTGCGAAATACTTCTTTTA  CTCAAACATCATGAACTTTTTCAAGACTGAAATTACGCTGGCCAATGGAGA  AATCAGGAAGAGGCCACTGATCGAACTAACGGAGAAAACGGGCGAAATCGT  GTGGGACAAGGGCAGGGACTTCGCAACTGTTCCGAAAGTGCTCTCTATGCC  GCAAGTCAATATTGTGAAGAAAACCGAAGTGCAAACCGCGGATTTTCAA  GGAATCGATCCTCCCAAAGAGAAATAGCGACAAGCTCATTGCACGCAAGAA  AGACTGGGACCCGAAGAAGTACGGAGGATTTCGATTCCGCCGACTGTGCATA  CTCCGTCCTCGTGGTGGCCAAGGTGGAGAAGGGAAAGAGCAAAAAGCTCAA  ATCCGTCAAAGAGCTGCTGGGGATTACCATCATGGAACGATCCTCGTTCGA  GAAGAACCCGATTGATTTCTCGAGGCGAAGGGTTACAAGGAGGTGAAGAA  GGATCTGATCATCAAACCTCCCAAGTACTCACTGTTTCAACTGGAAAATGG  TCGGAAGCGCATGCTGGCTTCGGCCGGAAGTCCAAAAAGGAAATGAGCT  GGCCTTGCCCTAGCAAGTACGTCAACTTCTCTATCTTGCTTCGCACTACGA  AAAACCTCAAAGGGTCAACCGAAGATAACGAACAGAAGCAGCTTTTTCGTGGA  GCAGCACAAGCATTATCTGGATGAAATCATCGAACAAATCTCCGAGTTTTC  AAAGCGCGTGATCCTCGCCGACGCCAACCTCGACAAAGTCTGTCCGCCTA  CAATAAGCATAAGAGATAAGCCGATCAGAGAACAGGCCGAGAACATTATCCA  CTTGTTACCCCTGACTAACCTGGGAGCCCCAGCCGCCCTTCAAGTACTTCGA  TACTACTATCGATCGCAAAAGATACACGTCCACCAAGGAAGTTCTGGACGC  GACCTGATCCACCAAGCATCACTGGACTCTACGAACTAGGATCGATCT  GTGCGAGCTGGGTGGCGATTGATAGTCTAGCCATCACATTTAAAAGCATCT  CAGCCTACCATGAGAATAAGAGAAAAGAAAATGAAGATCAATAGCTTATTCA  TCTCTTTTCTTTTTCGTTGGTGTAAAGCCAACACCCTGTCTAAAAAACAT  AAATTTCTTTAATCATTTTGCCTCTTTCTCTGTGCTCAATTAATAAAAA  ATGGAAGAACCTCGAG</p>	
<p>modified sgRNA sequence ("N" may be any natural or non- natural nucleotide)</p>	<p>mN*mN*mN*NNNNNNNNNNNNNNNGUUUAGAmGmCmUmAmGmAmAmAm  UmAmGmCAAGUUAAAAUAAGGCUAGUCCGUUAUCAmAmCmUmUmGmAmAmA  mAmAmGmUmGmCmAmCmCmGmAmGmUmCmGmGmUmGmCmU*mU*mU*mU</p>	<p>3</p>
<p>30/30/39 poly-A sequence</p>	<p>AAAAAAAAAAAAAAAAAAAAAAAAAAAAAAAAAGCGAAAAAAAAAAAAAAAAAAAA  AAAAAAAAAAAAACCAAA  AAA</p>	<p>4</p>
<p>CR003335 gRNA targeting Human TTR (Exon 1)</p>	<p>CUGCUCUCCUCUGCCUUGC</p>	<p>5</p>
<p>CR003336 gRNA targeting Human TTR (Exon 1)</p>	<p>CCUCCUCUGCCUUGCUGGAC</p>	<p>6</p>
<p>CR003337 gRNA</p>	<p>CCAGUCCAGCAAGGCAGAGG</p>	<p>7</p>

targeting Human TTR (Exon 1)		
CR003338 gRNA targeting Human TTR (Exon 1)	AUACCAGUCCAGCAAGGCAG	8
CR003339 gRNA targeting Human TTR (Exon 1)	ACACAAAUACCAGUCCAGCA	9
CR003340 gRNA targeting Human TTR (Exon 1)	UGGACUGGUAAUUUGUGUCUG	10
CR003341 gRNA targeting Human TTR (Exon 1)	CUGGUAAUUUGUGUCUGAGGC	11
CR003342 gRNA targeting Human TTR (Exon 2)	CUUCUCUACACCCAGGGCAC	12
CR003343 gRNA targeting Human TTR (Exon 2)	CAGAGGACACUUGGAUUCAC	13
CR003344 gRNA targeting Human TTR (Exon 2)	UUUGACCAUCAGAGGACACU	14
CR003345 gRNA targeting Human TTR (Exon 2)	UCUAGAACUUUGACCAUCAG	15
CR003346 gRNA targeting Human TTR (Exon 2)	AAAGUUCUAGAUGCUGUCCG	16
CR003347 gRNA targeting Human TTR (Exon 2)	CAUUGAUGGCAGGACUGCCU	17
CR003348 gRNA	AGGCAGUCCUGCCAUCAUG	18

targeting Human TTR (Exon 2)		
CR003349 gRNA targeting Human TTR (Exon 2)	UGCACGGCCACAUUGAUGGC	19
CR003350 gRNA targeting Human TTR (Exon 2)	CACAUGCACGGCCACAUUGA	20
CR003351 gRNA targeting Human TTR (Exon 2)	AGCCUUUCUGAACACAUGCA	21
CR003352 gRNA targeting Human TTR (Exon 2)	GAAAGGCUGCUGAUGACACC	22
CR003353 gRNA targeting Human TTR (Exon 2)	AAAGGCUGCUGAUGACACCU	23
CR003354 gRNA targeting Human TTR (Exon 2)	ACCUGGGAGCCAUUUGCCUC	24
CR003355 gRNA targeting Human TTR (Exon 2)	CCCAGAGGCAAUUGGCUCCC	25
CR003356 gRNA targeting Human TTR (Exon 2)	GCAACUUACCCAGAGGCAAA	26
CR003357 gRNA targeting Human TTR (Exon 2)	UUCUUUGGCAACUUACCCAG	27
CR003358 gRNA targeting Human TTR (Exon 3)	AUGCAGCUCUCCAGACUCAC	28
CR003359 gRNA	AGUGAGUCUGGAGAGCUGCA	29

targeting Human TTR (Exon 3)		
CR003360 gRNA targeting Human TTR (Exon 3)	GUGAGUCUGGAGAGCUGCAU	30
CR003361 gRNA targeting Human TTR (Exon 3)	GCUGCAUGGGCUCACAACUG	31
CR003362 gRNA targeting Human TTR (Exon 3)	GCAUGGGCUCACAACUGAGG	32
CR003363 gRNA targeting Human TTR (Exon 3)	ACUGAGGAGGAAUUGUAGA	33
CR003364 gRNA targeting Human TTR (Exon 3)	CUGAGGAGGAAUUGUAGAA	34
CR003365 gRNA targeting Human TTR (Exon 3)	UGUAGAAGGGAUUAUACAAAG	35
CR003366 gRNA targeting Human TTR (Exon 3)	AAAUAGACACCAAUUCUUAC	36
CR003367 gRNA targeting Human TTR (Exon 3)	AGACACCAAUUCUUACUGGA	37
CR003368 gRNA targeting Human TTR (Exon 3)	AAGUGCCUCCAGUAAGAUU	38
CR003369 gRNA targeting Human TTR (Exon 3)	CUCUGCAUGCUCUUGGAAUG	39
CR003370 gRNA	CCUCUGCAUGCUCUUGGAAU	40

targeting Human TTR (Exon 3)		
CR003371 gRNA targeting Human TTR (Exon 3)	ACCUCUGCAUGCUC AUGGAA	41
CR003372 gRNA targeting Human TTR (Exon 3)	UACUCACCUCUGCAUGCUC A	42
CR003373 gRNA targeting Human TTR (Exon 4)	GUAUUCACAGCCAACGACUC	43
CR003374 gRNA targeting Human TTR (Exon 4)	GCGGCGGGGGCCGGAGUCGU	44
CR003375 gRNA targeting Human TTR (Exon 4)	AAUGGUGUAGCGGGGGGGC	45
CR003376 gRNA targeting Human TTR (Exon 4)	CGGCAAUGGUGUAGCGGCGG	46
CR003377 gRNA targeting Human TTR (Exon 4)	GCGGCAAUGGUGUAGCGGGC	47
CR003378 gRNA targeting Human TTR (Exon 4)	GGCGGCAAUGGUGUAGCGGC	48
CR003379 gRNA targeting Human TTR (Exon 4)	GGGCGGCAAUGGUGUAGCGG	49
CR003380 gRNA targeting Human TTR (Exon 4)	GCAGGGCGGCAAUGGUGUAG	50
CR003381 gRNA	GGGGCUCAGCAGGGCGGCAA	51

targeting Human TTR (Exon 4)		
CR003382 gRNA targeting Human TTR (Exon 4)	GGAGUAGGGGCUCAGCAGGG	52
CR003383 gRNA targeting Human TTR (Exon 4)	AUAGGAGUAGGGGCUCAGCA	53
CR003384 gRNA targeting Human TTR (Exon 4)	AAUAGGAGUAGGGGCUCAGC	54
CR003385 gRNA targeting Human TTR (Exon 4)	CCCCUACUCCUAUCCACCA	55
CR003386 gRNA targeting Human TTR (Exon 4)	CCGUGGUGGAAUAGGAGUAG	56
CR003387 gRNA targeting Human TTR (Exon 4)	GCCGUGGUGGAAUAGGAGUA	57
CR003388 gRNA targeting Human TTR (Exon 4)	GACGACAGCCGUGGUGGAAU	58
CR003389 gRNA targeting Human TTR (Exon 4)	AUUGGUGACGACAGCCGUGG	59
CR003390 gRNA targeting Human TTR (Exon 4)	GGGAUUGGUGACGACAGCCG	60
CR003391 gRNA targeting Human TTR (Exon 4)	GGCUGUCGUCACCAAUCCCA	61
CR003392 gRNA	AGUCCUCAUCCUUGGGAU	62



targeting Human TTR (Exon 4)		
CR005298 gRNA targeting Human TTR (Exon 1)	UCCACUCAUUCUUGGCAGGA	63
CR005299 gRNA targeting Human TTR (Exon 4)	AGCCGUGGUGGAAUAGGAGU	64
CR005300 gRNA targeting Human TTR (Exon 1)	UCACAGAAACACUCACCGUA	65
CR005301 gRNA targeting Human TTR (Exon 1)	GUCACAGAAACACUCACCGU	66
CR005302 gRNA targeting Human TTR (Exon 2)	ACGUGUCUUCUCUACACCCA	67
CR005303 gRNA targeting Human TTR (Exon 2)	UGAAUCCAAGUGUCCUCUGA	68
CR005304 gRNA targeting Human TTR (Exon 2)	GGCCGUGCAUGUGUUCAGAA	69
CR005305 gRNA targeting Human TTR (Exon 3)	UAUAGGAAAACCAGUGAGUC	70
CR005306 gRNA targeting Human TTR (Exon 3)	AAAUCUUACUGGAAGGCACU	71
CR005307 gRNA targeting Human TTR (Exon 4)	UGUCUGUCUUCUCUCAUAGG	72
CR000689 gRNA	ACACAAAUACCAGUCCAGCG	73

targeting Cyno TTR		
CR005364 gRNA targeting Cyno TTR	AAAGGCUGCUGAUGAGACCU	74
CR005365 gRNA targeting Cyno TTR	CAUUGACAGCAGGACUGCCU	75
CR005366 gRNA targeting Cyno TTR	AUACCAGUCCAGCGAGGCAG	76
CR005367 gRNA targeting Cyno TTR	CCAGUCCAGCGAGGCAGAGG	77
CR005368 gRNA targeting Cyno TTR	CCUCCUCUGCCUCGCGUGGAC	78
CR005369 gRNA targeting Cyno TTR	AAAGUUCUAGAUGCCGUCCG	79
CR005370 gRNA targeting Cyno TTR	ACUUGUCUUCUCUAUACCCA	80
CR005371 gRNA targeting Cyno TTR	AAGUGACUCCAGUAAGAUU	81
CR005372 gRNA targeting Cyno TTR	AAAAGGCUGCUGAUGAGACC	82
	Not Used	83
	Not Used	84
	Not Used	85
	Not Used	86
G000480 sgRNA modified sequence targeting Human TTR	mA*mA*mA*GGCUGCUGAUGACACCUGUUUUAGAmGmCmUmAmGmAmAmAmUmAmGmCAAGUUAAAAUAAGGCUAGUCCGUUAUCAmAmCmUmUmGmAmAmAmAmAmGmUmGmGmCmAmCmCmGmAmGmUmCmGmGmUmGmCmU*mU*mU*mU	87
G000481 sgRNA modified sequence targeting Human TTR	mU*mC*mU*AGAACUUUGACCAUCAGGUUUUAGAmGmCmUmAmGmAmAmAmUmAmGmCAAGUUAAAAUAAGGCUAGUCCGUUAUCAmAmCmUmUmGmAmAmAmAmAmGmUmGmGmCmAmCmCmGmAmGmUmCmGmGmUmGmCmU*mU*mU*mU	88

G000482 sgRNA modified sequence targeting Human TTR	mU*mG*mU*AGAAGGGAUUAUACAAAGGUUUUAGAmGmCmUmAmGmAmAmAm UmAmGmCAAGUUAAAAUAAGGCUAGUCCGUUAUCAmAmCmUmUmGmAmAmA mAmAmGmUmGmGmCmAmCmCmGmAmGmUmCmGmGmUmGmCmU*mU*mU*mU	89
G000483 sgRNA modified sequence targeting Human TTR	mU*mC*mC*ACUCAUUCUUGGCAGGAGUUUUAGAmGmCmUmAmGmAmAmAm UmAmGmCAAGUUAAAAUAAGGCUAGUCCGUUAUCAmAmCmUmUmGmAmAmA mAmAmGmUmGmGmCmAmCmCmGmAmGmUmCmGmGmUmGmCmU*mU*mU*mU	90
G000484 sgRNA modified sequence targeting Human TTR	mA*mG*mA*CACCAAUCUUACUGGAGUUUUAGAmGmCmUmAmGmAmAmAm UmAmGmCAAGUUAAAAUAAGGCUAGUCCGUUAUCAmAmCmUmUmGmAmAmA mAmAmGmUmGmGmCmAmCmCmGmAmGmUmCmGmGmUmGmCmU*mU*mU*mU	91
G000485 sgRNA modified sequence targeting Human TTR	mC*mC*mU*CCUCUGCCUUGCUGGACGUUUUAGAmGmCmUmAmGmAmAmAm UmAmGmCAAGUUAAAAUAAGGCUAGUCCGUUAUCAmAmCmUmUmGmAmAmA mAmAmGmUmGmGmCmAmCmCmGmAmGmUmCmGmGmUmGmCmU*mU*mU*mU	92
G000486 sgRNA modified sequence targeting Human TTR	mA*mC*mA*CAAUACCAGUCCAGCAGUUUUAGAmGmCmUmAmGmAmAmAm UmAmGmCAAGUUAAAAUAAGGCUAGUCCGUUAUCAmAmCmUmUmGmAmAmA mAmAmGmUmGmGmCmAmCmCmGmAmGmUmCmGmGmUmGmCmU*mU*mU*mU	93
G000487 sgRNA modified sequence targeting Human TTR	mU*mU*mC*UUUGGCAACUUACCCAGGUUUUAGAmGmCmUmAmGmAmAmAm UmAmGmCAAGUUAAAAUAAGGCUAGUCCGUUAUCAmAmCmUmUmGmAmAmA mAmAmGmUmGmGmCmAmCmCmGmAmGmUmCmGmGmUmGmCmU*mU*mU*mU	94
G000488 sgRNA modified sequence targeting Human TTR	mA*mA*mA*GUUCUAGAUGCUGUCCGGUUUUAGAmGmCmUmAmGmAmAmAm UmAmGmCAAGUUAAAAUAAGGCUAGUCCGUUAUCAmAmCmUmUmGmAmAmA mAmAmGmUmGmGmCmAmCmCmGmAmGmUmCmGmGmUmGmCmU*mU*mU*mU	95
G000489 sgRNA modified sequence targeting Human TTR	mU*mU*mU*GACCAUCAGAGGACACUGUUUUAGAmGmCmUmAmGmAmAmAm UmAmGmCAAGUUAAAAUAAGGCUAGUCCGUUAUCAmAmCmUmUmGmAmAmA mAmAmGmUmGmGmCmAmCmCmGmAmGmUmCmGmGmUmGmCmU*mU*mU*mU	96
G000490 sgRNA modified sequence targeting Human TTR	mA*mA*mA*UAGACACCAAUCUUACGUUUUAGAmGmCmUmAmGmAmAmAm UmAmGmCAAGUUAAAAUAAGGCUAGUCCGUUAUCAmAmCmUmUmGmAmAmA mAmAmGmUmGmGmCmAmCmCmGmAmGmUmCmGmGmUmGmCmU*mU*mU*mU	97
G000491 sgRNA modified sequence targeting Human TTR	mA*mU*mA*CCAGUCCAGCAAGGCAGGUUUUAGAmGmCmUmAmGmAmAmAm UmAmGmCAAGUUAAAAUAAGGCUAGUCCGUUAUCAmAmCmUmUmGmAmAmA mAmAmGmUmGmGmCmAmCmCmGmAmGmUmCmGmGmUmGmCmU*mU*mU*mU	98

G000492 sgRNA modified sequence targeting Human TTR	mC*mU*mU*CUCUACACCCAGGGCAGUUUUAGAmGmCmUmAmGmAmAmAm UmAmGmCAAGUUAAAAUAAGGCUAGUCCGUUAUCAmAmCmUmUmGmAmAmA mAmAmGmUmGmGmCmAmCmCmGmAmGmUmCmGmGmUmGmCmU*mU*mU*mU	99
G000493 sgRNA modified sequence targeting Human TTR	mA*mA*mG*UGCCUUCAGUAAGAUUGUUUUAGAmGmCmUmAmGmAmAmAm UmAmGmCAAGUUAAAAUAAGGCUAGUCCGUUAUCAmAmCmUmUmGmAmAmA mAmAmGmUmGmGmCmAmCmCmGmAmGmUmCmGmGmUmGmCmU*mU*mU*mU	100
G000494 sgRNA modified sequence targeting Human TTR	mG*mU*mG*AGUCUGGAGAGCUGCAUGUUUUAGAmGmCmUmAmGmAmAmAm UmAmGmCAAGUUAAAAUAAGGCUAGUCCGUUAUCAmAmCmUmUmGmAmAmA mAmAmGmUmGmGmCmAmCmCmGmAmGmUmCmGmGmUmGmCmU*mU*mU*mU	101
G000495 sgRNA modified sequence targeting Human TTR	mC*mA*mG*AGGACACUUGGAUUCACGUUUUAGAmGmCmUmAmGmAmAmAm UmAmGmCAAGUUAAAAUAAGGCUAGUCCGUUAUCAmAmCmUmUmGmAmAmA mAmAmGmUmGmGmCmAmCmCmGmAmGmUmCmGmGmUmGmCmU*mU*mU*mU	102
G000496 sgRNA modified sequence targeting Human TTR	mG*mG*mC*CGUGCAUGUGUUCAGAAGUUUUAGAmGmCmUmAmGmAmAmAm UmAmGmCAAGUUAAAAUAAGGCUAGUCCGUUAUCAmAmCmUmUmGmAmAmA mAmAmGmUmGmGmCmAmCmCmGmAmGmUmCmGmGmUmGmCmU*mU*mU*mU	103
G000497 sgRNA modified sequence targeting Human TTR	mC*mU*mG*CUCCUCCUCUGCCUUGCGUUUUAGAmGmCmUmAmGmAmAmAm UmAmGmCAAGUUAAAAUAAGGCUAGUCCGUUAUCAmAmCmUmUmGmAmAmA mAmAmGmUmGmGmCmAmCmCmGmAmGmUmCmGmGmUmGmCmU*mU*mU*mU	104
G000498 sgRNA modified sequence targeting Human TTR	mA*mG*mU*GAGUCUGGAGAGCUGCAGUUUUAGAmGmCmUmAmGmAmAmAm UmAmGmCAAGUUAAAAUAAGGCUAGUCCGUUAUCAmAmCmUmUmGmAmAmA mAmAmGmUmGmGmCmAmCmCmGmAmGmUmCmGmGmUmGmCmU*mU*mU*mU	105
G000499 sgRNA modified sequence targeting Human TTR	mU*mG*mA*AUCCAAGUGUCCUCUGAGUUUUAGAmGmCmUmAmGmAmAmAm UmAmGmCAAGUUAAAAUAAGGCUAGUCCGUUAUCAmAmCmUmUmGmAmAmA mAmAmGmUmGmGmCmAmCmCmGmAmGmUmCmGmGmUmGmCmU*mU*mU*mU	106
G000500 sgRNA modified sequence targeting Human TTR	mC*mC*mA*GUCCAGCAAGGCAGAGGGUUUUAGAmGmCmUmAmGmAmAmAm UmAmGmCAAGUUAAAAUAAGGCUAGUCCGUUAUCAmAmCmUmUmGmAmAmA mAmAmGmUmGmGmCmAmCmCmGmAmGmUmCmGmGmUmGmCmU*mU*mU*mU	107
G000501 sgRNA modified sequence targeting Human TTR	mU*mC*mA*CAGAAACACUCACCGUAGUUUUAGAmGmCmUmAmGmAmAmAm UmAmGmCAAGUUAAAAUAAGGCUAGUCCGUUAUCAmAmCmUmUmGmAmAmA mAmAmGmUmGmGmCmAmCmCmGmAmGmUmCmGmGmUmGmCmU*mU*mU*mU	108

G000567 sgRNA modified sequence targeting Human TTR	mG*mA*mA*AGGCUGCUGAUGACACCGUUUUAGAmGmCmUmAmGmAmAmAmUmAmGmCAAGUUAAAAUAAGGCUAGUCCGUUAUCAmAmCmUmUmGmAmAmAmAmAmGmUmGmGmCmAmCmCmGmAmGmUmCmGmGmUmGmCmU*mU*mU*mU	109
G000568 sgRNA modified sequence targeting Human TTR	mG*mG*mC*UGUCGUCACCAUCCAGUUUUAGAmGmCmUmAmGmAmAmAmUmAmGmCAAGUUAAAAUAAGGCUAGUCCGUUAUCAmAmCmUmUmGmAmAmAmAmAmGmUmGmGmCmAmCmCmGmAmGmUmCmGmGmUmGmCmU*mU*mU*mU	110
G000570 sgRNA modified sequence targeting Human TTR	mC*mA*mU*UGAUGGCAGGACUGCCUGUUUUAGAmGmCmUmAmGmAmAmAmUmAmGmCAAGUUAAAAUAAGGCUAGUCCGUUAUCAmAmCmUmUmGmAmAmAmAmAmGmUmGmGmCmAmCmCmGmAmGmUmCmGmGmUmGmCmU*mU*mU*mU	111
G000571 sgRNA modified sequence targeting Human TTR	mG*mU*mC*ACAGAAACACUCACCGUGUUUUAGAmGmCmUmAmGmAmAmAmUmAmGmCAAGUUAAAAUAAGGCUAGUCCGUUAUCAmAmCmUmUmGmAmAmAmAmAmGmUmGmGmCmAmCmCmGmAmGmUmCmGmGmUmGmCmU*mU*mU*mU	112
G000572 sgRNA modified sequence targeting Human TTR	mC*mC*mC*CUACUCCUAUCCACCAGUUUUAGAmGmCmUmAmGmAmAmAmUmAmGmCAAGUUAAAAUAAGGCUAGUCCGUUAUCAmAmCmUmUmGmAmAmAmAmAmGmUmGmGmCmAmCmCmGmAmGmUmCmGmGmUmGmCmU*mU*mU*mU	113
G000502 sgRNA modified sequence targeting Cyno TTR	mA*mC*mA*CAAAUACCAGUCCAGCGUUUUAGAmGmCmUmAmGmAmAmAmUmAmGmCAAGUUAAAAUAAGGCUAGUCCGUUAUCAmAmCmUmUmGmAmAmAmAmAmGmUmGmGmCmAmCmCmGmAmGmUmCmGmGmUmGmCmU*mU*mU*mU	114
G000503 sgRNA modified sequence targeting Cyno TTR	mA*mA*mA*AGGCUGCUGAUGAGACCGUUUUAGAmGmCmUmAmGmAmAmAmUmAmGmCAAGUUAAAAUAAGGCUAGUCCGUUAUCAmAmCmUmUmGmAmAmAmAmAmGmUmGmGmCmAmCmCmGmAmGmUmCmGmGmUmGmCmU*mU*mU*mU	115
G000504 sgRNA modified sequence targeting Cyno TTR	mA*mA*mA*GGCUGCUGAUGAGACCGUUUUAGAmGmCmUmAmGmAmAmAmUmAmGmCAAGUUAAAAUAAGGCUAGUCCGUUAUCAmAmCmUmUmGmAmAmAmAmAmGmUmGmGmCmAmCmCmGmAmGmUmCmGmGmUmGmCmU*mU*mU*mU	116
G000505 sgRNA modified sequence targeting Cyno TTR	mC*mA*mU*UGACAGCAGGACUGCCUGUUUUAGAmGmCmUmAmGmAmAmAmUmAmGmCAAGUUAAAAUAAGGCUAGUCCGUUAUCAmAmCmUmUmGmAmAmAmAmAmGmUmGmGmCmAmCmCmGmAmGmUmCmGmGmUmGmCmU*mU*mU*mU	117
G000506 sgRNA modified sequence targeting Cyno TTR	mA*mU*mA*CCAGUCCAGCGAGGCAGGUUUUUAGAmGmCmUmAmGmAmAmAmUmAmGmCAAGUUAAAAUAAGGCUAGUCCGUUAUCAmAmCmUmUmGmAmAmAmAmAmGmUmGmGmCmAmCmCmGmAmGmUmCmGmGmUmGmCmU*mU*mU*mU	118

G000507 sgRNA modified sequence targeting Cyno TTR	mC*mC*mA*GUCCAGCGAGGCAGAGGGUUUUAGAmGmCmUmAmGmAmAmAm UmAmGmCAAGUUAAAAUAAGGCUAGUCCGUUAUCAmAmCmUmUmGmAmAmA mAmAmGmUmGmGmCmAmCmCmGmAmGmUmCmGmGmUmGmCmU*mU*mU*mU	119
G000508 sgRNA modified sequence targeting Cyno TTR	mC*mC*mU*CCUCUGCCUCGCGUGGACGUUUUAGAmGmCmUmAmGmAmAmAm UmAmGmCAAGUUAAAAUAAGGCUAGUCCGUUAUCAmAmCmUmUmGmAmAmA mAmAmGmUmGmGmCmAmCmCmGmAmGmUmCmGmGmUmGmCmU*mU*mU*mU	120
G000509 sgRNA modified sequence targeting Cyno TTR	mA*mA*mA*GUUCUAGAUGCCGUCGCGUUUUAGAmGmCmUmAmGmAmAmAm UmAmGmCAAGUUAAAAUAAGGCUAGUCCGUUAUCAmAmCmUmUmGmAmAmA mAmAmGmUmGmGmCmAmCmCmGmAmGmUmCmGmGmUmGmCmU*mU*mU*mU	121
G000510 sgRNA modified sequence targeting Cyno TTR	mA*mC*mU*UGUCUUCUCUAUACCCAGUUUUAGAmGmCmUmAmGmAmAmAm UmAmGmCAAGUUAAAAUAAGGCUAGUCCGUUAUCAmAmCmUmUmGmAmAmA mAmAmGmUmGmGmCmAmCmCmGmAmGmUmCmGmGmUmGmCmU*mU*mU*mU	122
G000511 sgRNA modified sequence targeting Cyno TTR	mA*mA*mG*UGACUUC CAGUAAGA UUGUUUUAGAmGmCmUmAmGmAmAmAm UmAmGmCAAGUUAAAAUAAGGCUAGUCCGUUAUCAmAmCmUmUmGmAmAmA mAmAmGmUmGmGmCmAmCmCmGmAmGmUmCmGmGmUmGmCmU*mU*mU*mU	123
G000282 sgRNA modified sequence targeting Mouse TTR	mU*mU*mA*CAGCCACGUCUACAGCAGUUUUAGAmGmCmUmAmGmAmAmAm UmAmGmCAAGUUAAAAUAAGGCUAGUCCGUUAUCAmAmCmUmUmGmAmAmA mAmAmGmUmGmGmCmAmCmCmGmAmGmUmCmGmGmUmGmCmU*mU*mU*mU	124
	Not used	125 to 200
DNA coding sequence of Cas9 using the thymidine analog of the minimal uridine codons listed in Table 3, with start and stop codons	ATGGACAAGAAGTACAGCATCGGACTGGACATCGGAACAAACAGCGTCCGGA TGGGCAGTCATCACAGACGAATACAAGGTCCCGAGCAAGAAGTTCAAGGTC CTGGGAAACACAGACAGACACAGCATCAAGAAGAACCCTGATCGGAGCACTG CTGTTTCGACAGCGGAGAAACAGCAGAAGCAACAAGACTGAAGAGAACAGCA AGAAGAAGATACACAAGAAGAAAGAACAGAATCTGCTACCTGCAGGAAATC TTCAGCAACGAAATGGCAAAGGTCGACGACAGCTTCTCCACAGACTGGAA GAAAGCTTCCCTGGTTCGAAGAAGACAAGAAGCACGAAAGACACCCGATCTTC GGAAACATCGTCGACGAAGTCGCATACCACGAAAAGTACCCGACAATCTAC CACCTGAGAAAGAAGCTGGTCGACAGCACAGACAAGGCAGACCTGAGACTG ATCTACCTGGCACTGGCACACATGATCAAGTTCAGAGGACACTTCCCTGATC GAAGGAGACCTGAACCCGGACAACAGCGACGTCGACAAGCTGTTTCATCCAG CTGGTCCAGACATACAACCAGCTGTTTCGAAGAAAACCCGATCAACGCAAGC GGAGTCGACGCAAAGGCAATCCTGAGCGCAAGACTGAGCAAGAGCAGAAGA CTGGAAAACCTGATCGCACAGCTGCCGGGAGAAAAGAAGAACGGACTGTTC GGAAACCTGATCGCACTGAGCCTGGGACTGACACCGAACTTCAAGAGCAAC TTCGACCTGGCAGAAGACGCAAAGCTGCAGCTGAGCAAGGACACATACGAC GACGACCTGGACAACCTGCTGGCACAGATCGGAGACCAGTACGCAGACCTG TTCCTGGCAGCAAAGAACCCTGAGCGACGCAATCCTGCTGAGCGACATCCTG AGAGTCAACACAGAAATCACAAAGGCACCGCTGAGCGCAAGCATGATCAAG AGATACGACGAACACCACCAGGACTGACACTGCTGAAGGCACTGGTCAGA CAGCAGCTGCCGGAAAAGTACAAGGAAATCTTCTTCGACCAGAGCAAGAAC GGATACGCAGGATACATCGACGGAGGAGCAAGCCAGGAAGAATTCTACAAG	201

TTCATCAAGCCGATCCTGGAAAAGATGGACGGAACAGAAGAAGTCTGGTCAAGCTGAACAGAGAAGACCTGCTGAGAAAAGCAGAGAACATTTCGACAACGGAAGCATCCCGCACCAGATCCACCTGGGAGAAGTGCACGCAATCCTGAGAAGACAGGAAGACTTCTACCCGTTCCCTGAAGGACAACAGAGAAAAGATCGAAAAGATCCTGACATTGAGAAATCCCGTACTACGTCGGACCGCTGGCAAGAGGAAACAGCAGATTTCGATGGATGACAAGAAAGAGCGAAGAAACAATCACACCCGTGGAACTTCGAAGAAGTCGTCGACAAGGGGAGCAAGCGCACAGAGCTTCATCGAAAGAATGACAACTTCGACAAGAACCTGCCGAACGAAAAGGTCCTGCCGAAGCACAGCCTGCTGTACGAATACTTCACAGTCTACAACGAACTGACAAAAGGTC AAGTACGTCACAGAAGGAATGAGAAAAGCCGGCATTCCCTGAGCGGAGAACAG AAGAAGGCAATCGTCGACCTGCTGTTCAAGACAAACAGAAAAGGTCACAGTC AAGCAGCTGAAGGAAGACTACTTCAAGAAGATCGAATGCTTCGACAGCGTC GAAATCAGCGGAGTCGAAGACAGATTCAACGCAAGCCTGGGAACATACCAC GACCTGCTGAAGATCATCAAGGACAAGGACTTCCTGGACAACGAAGAAAAC GAAGACATCCTGGAAGACATCGTCTGACACTGACACTGTTTGAAGACAGA GAAATGATCGAAGAAAGACTGAAGACATACGCACACCTGTTTCGACGACAAG GTCATGAAGCAGCTGAAGAGAAGATAACACAGGATGGGGAAGACTGAGC AGAAAAGCTGATCAACGGAATCAGAGACAAGCAGAGCGGAAAAGACAATCCTG GACTTCTGAAGAGCGACGGATTTCGAAAACAGAACTTCATGCAGCTGATC CACGACGACAGCCTGACATTCAGGAAGACATCCAGAAAGGCACAGGTCAGC GGACAGGGAGACAGCCTGCACGAACACATCGAAAACCTGGCAGGAAGCCCG GCAATCAAGAAGGGAATCCTGCAGACAGTCAAGGTCGTCGACGAATGGTC AAGGTCATGGGAAGACACAAGCCGAAAACATCGTCATCGAAATGGCAAGA GAAAACCAGACAACACAGAAGGGACAGAAGAACAGCAGAGAAAAGAAATGAAG AGAATCGAAGAAGGAATCAAGGAACTGGGAAGCCAGATCCTGAAGGAACAC CCGGTCGAAAACACACAGCTGCAGAACGAAAAGCTGTACTGTACTACCTG CAGAACGGAAGAGACATGTACGTCGACCAGGAAGTGGACATCAACAGACTG AGCGACTACGACGTCGACCACATCGTCCCGCAGAGCTTCTGAAGGACGAC AGCATCGACAACAAGGTCCTGACAAGAAGCGACAAGAACAGAGGAAAGAGC GACAACGTCCTGAGCGAAGAAGTCTGCAAGAAGATGAAGAATACTGGAGA CAGCTGCTGAACGCAAGCTGATCACACAGAGAAAGTTCGACAACCTGCACA AAGGCAGAGAGAGGAGGACTGAGCGAACTGGACAAGGCAGGATTCATCAAG AGACAGCTGGTCGAAAACAAGACAGATCACAAAGCACGTCGCACAGATCCTG GACAGCAGAATGAACACAAAGTACGACGAAAACGACAAGCTGATCAGAGAA GTCAAGGTCATCACTGAAGAGCAAGCTGGTCAGCGACTTCAGAAAAGGAC TTCCAGTCTACAAGGTCAGAGAAAATCAACAACCTACCACCACGCACACGAC GCATACCTGAACGCAGTCGTCGGAAACAGCACTGATCAAGAAGTACCCGAAG CTGGAAAGCGAATTCGTCACGGAGACTACAAGGTCACGACGTCAGAAAAG ATGATCGCAAAGAGCGAACAGGAAATCGGAAAGGCACAGCAAAGTACTTCT TTCTACAGCAACATCATGAACTTCTTCAAGACAGAAATCACACTGGCAAAC GGAGAAATCAGAAAAGAGACCGCTGATCGAAAACAACGGAGAAAACAGGAGAA ATCGTCTGGGACAAGGGAAGAGACTTCGCAACAGTCAGAAAAGGTCCTGAGC ATGCCGACAGTCAACATCGTCAAGAAGACAGAAGTCCAGACAGGAGGATTC AGCAAGGAAAGCATCCTGCCGAAGAGAAAACAGCGACAAGCTGATCGCAAGA AAGAAGGACTGGGACCCGAAGAAGTACGGAGGATTCGACAGCCCAGCAGTC GCATACAGCCTCCTGGTCGTCGCAAGGTCGAAAAGGGAAAAGAGCAAGAAG CTGAAGAGCGTCAAGGAACTGCTGGGAATCACAATCATGGAAAAGAAGCAGC TTCGAAAAGAACCCGATCGACTTCTGGAAGCAAAGGGATACAAGGAAGTC AAGAAGGACCTGATCATCAAGCTGCCGAAGTACAGCCTGTTTGAAGTGGAA AACGGAAGAAAGAGAATGCTGGCAAGCGCAGGAGAACTGCAGAAGGGAAAC GAACTGGCACTGCCGAGCAAGTACGTCAACTTCTGTACTGGCAAGCCAC TACGAAAAGCTGAAGGGAAGCCCGAAGACAACGAACAGAAGCAGCTGTTT CCGAACAGCACAAGCACTACCTGGACGAAATCATCGAACAGATCAGCGAA TTCAGCAAGAGAGTCATCCTGGCAGACGCAAACCTGGACAAGGTCCTGAGC GCATACAACAAGCACAGAGACAAGCCGATCAGAGAACAGGCAGAAAACATC ATCCACCTGTTCACTGACAAACCTGGGAGCACCGGCAGCATTCAAGTAC TTCGACACAACAATCGACAGAAAAGAGATACACAAGCACAAAGGAAGTCTG GACGCAACACTGATCCACCAGAGCATCACAGGACTGTACGAAAACAAGAATC GACCTGAGCCAGCTGGGAGGAGACGGAGGAGGAAGCCGAAAGAAGAAGAGA AAGGTCTAG
---

<p>DNA coding sequence of Cas9 using codons with generally high expression in humans</p>	<p>ATGGATAAGAAGTACTCAATCGGGCTGGATATCGGAACTAATTCCGTGGGT TGGGCAGTGATCACGGATGAATACAAAAGTGCCGTCCAAGAAGTTCAAGGTC CTGGGGAACACCGATAGACACAGCATCAAGAAAAATCTCATCGGAGCCCTG CTGTTTACTCCGGCGAAACCGCAGAAGCGACCCGGCTCAAACGTACCGCG AGGCGACGCTACACCCGGCGGAAGAATCGCATCTGCTATCTGCAAGAGATC TTTTCGAACGAAATGGCAAAGGTCGACGACAGCTTCTTCCACCGCCTGGAA GAATCTTTCCTGGTGGAGGAGGACAAGAAGCATGAACGGCATCTATCTTT GGAAACATCGTCGACGAAGTGGCGTACCACGAAAAGTACCCGACCATCTAC CATCTGCGGAAGAAGTTGGTTGACTCAACTGACAAGGCCGACCTCAGATTG ATCTACTTGGCCCTCGCCCATATGATCAAATTCGCGGACACTTCCCTGATC GAAGGCGATCTGAACCCTGATAACTCCGACGTGGATAAGCTTTTCATTCAA CTGGTGCAGACCTACAACCAACTGTTTGAAGAAAACCAATCAATGCTAGC GGCGTCGATGCCAAGGCCATCCTGTCCGCCCGGCTGTGAAGTCGCGGGC CTCGAAAACCTGATCGCACAGCTGCCGGGAGAGAAAAAGAACGGACTTTTC GGCAACTTGATCGCTCTCTCACTGGGACTCACTCCCAATTTCAAGTCCAAT TTTGACCTGGCCGAGGACGCGAAGCTGCAACTCTCAAAGGACACCTACGAC GACGACTTGGACAATTTGCTGGCACAATTTGGCGATCAGTACGCGGATCTG TTCCTTGCCGCTAAGAACCTTTCGGACGCAATCTTGCTGTCCGATATCCTG CGCGTGAACACCGAAATAACCAAGCGCCGCTTAGCGCCTCGATGATTAAG CGGTACGACGAGCATCACAGGATCTCACGCTGCTCAAAGCGCTCGTGAGA CAGCAACTGCCTGAAAAGTACAAGGAGATCTTCTTCGACCAGTCCAAGAAT GGGTACGCAGGGTACATCGATGGAGGCGCTAGCCAGGAAGAGTTCTATAAG TTCATCAAGCCAATCCTGGAAAAGATGGACGGAACCGAAGAAGTCTGGTTC AAGCTGAACAGGGAGGATCTGCTCCGGAACAGAGAACCTTTGACAACGGA TCCATTTCCACCAGATCCATCTGGGTGAGCTGCACGCCATCTTGCGGGCG CAGGAGGACTTTTACCCATTCCTCAAGGACAACCGGAAAAGATCGAGAAA ATTCTGACGTTCCGCATCCCGTATTACGTGGGCCCACTGGCGCGCGGCAAT TCGCGCTTCGCGTGGATGACTAGAAAATCAGAGGAAACCATCACTCCTTGG AATTTGAGGAAGTTGTGGATAAGGGAGCTTCGGCACAAAAGCTTCATCGAA CGAATGACCAACTTCGACAAGAATCTCCCAAACGAGAAGGTGCTTCCTAAG CACAGCCTCCTTTACGAATACTTCACTGTCTACAACGAACTGACTAAAGTG AAATACGTTACTGAAGGAATGAGGAAGCCGGCCTTTCTGTCCGGAGAACAG AAGAAAGCAATTGTCGATCTGCTGTTCAAGACCAACCGCAAGGTGACCGTC AAGCAGCTTAAAGAGGACTACTTCAAGAAGATCGAGTGTTCGACTGATG GAAATCAGCGGGGTGGAGGACAGATTCAACGCTTCGCTGGGAACCTATCAT GATCTCCTGAAGATCATCAAGGACAAGGACTTCTTGACAACGAGGAGAAC GAGGACATCCTGGAAGATATCGTCTGACCTTGACCCTTTTCGAGGATCGC GAGATGATCGAGGAGAGGCTTAAGACCTACGCTCATCTTTCGACGATAAG GTCATGAAACAACCTCAAGCGCCCGGTTACACTGGTTGGGGCCGCTCTCC CGCAAGCTGATCAACGGTATTCGCGATAAACAGAGCGGTAAAACCTATCCTG GATTTCTCAAATCGGATGGCTTCGCTAATCGTAACTTCATGCAATGATC CACGACGACAGCTGACCTTTAAGGAGGACATCCAAAAGCACAAGTGTCC GGACAGGGAGACTCACTCCATGAACACATCGCGAATCTGGCCGGTTCGCCG GCGATTAAGAAGGGAATTCTGCAAATGTGAAGGTGGTCGACGAGCTGGTG AAGGTCATGGGACGGCACAAACCGGAGAATATCGTGATGAAATGGCCGA GAAAACAGACTACCCAGAAGGGCCAGAAAACCTCCCGGAAAGGATGAAG CGGATCGAAGAAGGAATCAAGGAGCTGGGCAGCCAGATCCTGAAAGGACAC CCGGTGGAAAACACGCAGCTGCAGAACGAGAAGCTCTACCTGTACTATTTG CAAAATGGACGGGACATGTACGTGGACCAAGAGCTGGACATCAATCGGTTG TCTGATTACGACGTGGACCACATCGTTCCACAGTCTTTCTGAAGGATGAC TCGATCGATAACAAGGTGTTGACTCGCAGCGACAAGAACAGAGGGGAAGTCA GATAATGTGCCATCGGAGGAGGTCGTGAAGAAGATGAAGAATTACTGGCGG CAGCTCCTGAATGCGAAGCTGATTACCCAGAGAAAGTTTGACAATCTCACT AAAGCCGAGCGCGGCGGACTCTCAGAGCTGGATAAGGCTGGATTATCAAAA CGGCAGCTGGTCGAGACTCGGCAGATTACCAAGCACGTGGCGCAGATCTTG GACTCCCGCATGAACACTAAATACGACGAGAACGATAAGCTCATCCGGGAA GTGAAGGTGATTACCTGAAAAGCAAACCTTGTGTGCGACTTTTCGGAAGGAC TTTCAGTTTTACAAAAGTGAGAGAAATCAACAACCTACCATCACGCGCATGAC GCATACCTCAACGCTGTGGTCCGTACCGCCTGATCAAAAAGTACCCTAAA CTTGAATCGGAGTTTGTGTACGGAGACTACAAGGCTTACGACGTGAGGAAG</p>	<p>202</p>
--	---	------------



	<p>ATGATAGCCAAGTCCGAACAGGAAATCGGGAAAGCAACTGCGAAATACTTC  TTTTACTCAAACATCATGAACTTTTTCAAGACTGAAATTACGCTGGCCAAT  GGAGAAATCAGGAAGAGGCCACTGATCGAAACTAACGGAGAAACGGCGGAA  ATCGTGTGGGACAAGGGCAGGGACTTCGCAACTGTTGCGAAAGTGCTCTCT  ATGCCGCAAGTCAATATTGTGAAGAAAACCGAAGTGCAAACCGGGCGGATTT  TCAAAGGAATCGATCCTCCCAAAGAGAAATAGCGACAAAGCTCATTGCACGC  AAGAAAGACTGGGACCCGAAGAAGTACGGAGGATTCGATTCGCCGACTGTC  GCATACTCCGTCCTCGTGGTGGCCAAGGTGGAGAAGGGAAAGAGCAAAAAG  CTCAAATCCGTCAAAGAGCTGCTGGGGATTACCATCATGGAACGATCCTCG  TTCGAGAAGAACCCGATTGATTTCTCGAGGCGAAGGGTTACAAGGAGGTG  AAGAAGGATCTGATCATCAAACCCCCAAGTACTCACTGTTGCAACTGGAA  AATGGTCGGAAGCGCATGCTGGCTTCGGCCGGGAACTCCAAAAGGAAAT  GAGCTGGCCTTGCTTAGCAAGTACGTCAACTTCCTCTATCTTGCTTCGCAC  TACGAAAACTCAAAGGGTCACCGGAAGATAACGAACAGAAGCAGCTTTTC  GTGGAGCAGCACAAGCATTATCTGGATGAAATCATCGAACAAATCTCCGAG  TTTTCAAAGCGCGTATCCTCGCCGACGCCAACCTCGACAAAGTCTGTCG  GCCTACAATAAGCATAGAGATAAGCCGATCAGAGAACAGGCCGAGAACATT  ATCCACTTGTTCACCCTGACTAACCTGGGAGCCCCAGCCGCTTCAAGTAC  TTCGATACTACTATCGATCGAAAAGATACACGTCCACCAAGGAAGTTCTG  GACGCGACCCTGATCCACCAAGCATCACTGGACTCTACGAAACTAGGATC  GATCTGTGCGAGCTGGGTGGCGATGGCGGTGGATCTCCGAAAAGAAGAGA  AAGGTGTAATGA</p>	
<p>Amino acid sequence of Cas9 with one nuclear localization signal (1xNLS) as the C-terminal 7 amino acids</p>	<p>MDKKYSIGLDIGTNSVGAVITDEYKVPSSKFKVLGNDRHSIKKNLIGAL  LFDSGETAEATRLKRTARRRYTRRKNRICYLQEIFSNEMAKVDDSFHRLLE  ESFLVEEDKKHERHPIFGNIVDEVAYHEKYPTIYHLRKKLVDSTDKADLRL  IYLALAHMIKFRGHFLIEGDLNPDNSDVKLFIQLVQTYNQLFEENPINAS  GVDAKAII SARLSKSRLENLIAQLPGEKKNLFGNLI ALSGLTPNFKSN  FDLAEDAKLQLSKDTYDDDLNLLAQIGDQYADLF LAAKNLSDAILLSDI L  RVNTEITKAPLSASMIKRYDEHHQDLTLKALVRQQLPEKYKEIFFDQSKN  GYAGYIDGGASQEEFYKFKIPILEKMDGTEELLVKLNREDLLRKRQRTFDNG  SIPHQIHLGELHAILRRQEDFYPLKDNREKIEKILTFRIPIYVGPLARGN  SRFAWMTRKSEETITPWNFEVVDKGSASQSFIERMTNFDKNLPNEKVLPK  HSLLEYFTVYNELTKVKYVTEGMRKPAFLSGEQKKAIVDLLFKTNRKVTV  KQLKEDYFKKIECFDSVEISGVEDRFNASLGTYHDLKLIKDKDFLDNEEN  EDILEDIVLTLTLFEDREMIEERLKYAHLFDDKVMRQLKRRRYTGWRLS  RKLINGIRDKQSGKTI LDFLKSDFANRNFMLIHDDSLTFKEDIQKAQVS  GGDLSLHEHIANLAGSPAIKKGI LQTVKVVDELVKVMGRHKPENIVIEMAR  ENQTTQKGQKNSRERMKRIE EGIKELGSQILKEHPVENTQLQNEKLYLYL  QNGRDMYVDQELDINRLSDYDVDHIVPQSFLKDDSIDNKVLRSDKNRGS  DNVPSEEVVKKMKNYWRQLLNAKLITQRKFDNLTKAERGLSELDKAGFIK  RQLVETRQITKHVAQILDSRMNTKYDENDKLIREVKVITLKSCLVSDFRKD  FQFYKVIENNYHHAHDAYLNAVVGTA LIKKYPKLESEFVYGDYKVYDVRK  MIAKSEQEIGKATAKYFFYSNIMNFFKTEITLANGEIRKRPLIETNGETGE  IVWDKGRDFATVRKVL SMPQVNI VKKTEVQTGGFSKESILPKRNSDKLIAR  KKDWDPKKYGGFDSPTVAYSVLVAKVEKGSKKLKSVKELLGITIMERS  FEKNPIDFLEAKGYKEVKDLI IKLPKYSLFELENGRKRMLASAGELQKGN  ELALPSKYVNFY LASHYEKLGSPEDNEQQLFVEQHKHYLDEIEIQISE  FSKRVI LADANLDKVL SAYNKHRDKPIREQAENI IHLFTLTNLGAPAAFKY  FDTTIDRKRYTSTKEVLDATLIHQSI TGLYETRIDLSQLGGDGGGSPKKKR  KV</p>	<p>203</p>
<p>Cas9 mRNA ORF using minimal uridine codons, with start and stop codons</p>	<p>AUGGACAAGAAGUACAGCAUCGGACUGGACAUCGGAACAAACAGCGUCGGA  UGGGCAGUCAUCACAGACGAAUACAAGGUCCGAGCAAGAAGUUAAGGUC  CUGGGAAACACAGACAGACACAGCAUCAAGAAGAACCUGAUCGGAGCACUG  CUGUUCGACAGCGGAGAAACAGCAGAAGCAACAAGACUGAAGAGAACAGCA  AGAAGAAGAUACACAAGAAGAAAGAACAGAAUCUGCUACCUGCAGGAAUUC  UUCAGCAACGAAAUGGCAAAGGUCGACGACAGCUUCCACAGACUGGAA  GAAAGCUUCCUGGUCGAGAAGACAAGAAGCACGAAAGACACCCGAUCUUC  GGAAACAUCGUCGACGAAGUCGAUACCACGAAAAGUACCCGACAUCUAC  CACCUGAGAAAAGAAGCUGGUCGACAGCACAGACAAGGCAGACCUGAGACUG</p>	<p>204</p>

<p>AUCUACCUGGCACUGGCACACAUGAUCAGUUCAGAGGACACUCCUGAUC GAAGGAGACCGUAACCCGGACAACAGCGACGUCGACAAAGCUGUUCUCCAG CUGGUCCAGACAUACAACCAGCUGUUCGAAGAAAACCCGAUCAACGCAAGC GGAGUCGACGCAAAGGCAAUCCUGAGCGCAAGACUGAGCAAGAGCAGAAGA CUGGAAAACCGAUCGCACAGCUGCCGGGAGAAAAGAAGACGGACUGUUC GGAAACCGAUCGCACUGAGCCUGGGACUGACACCGAACUUCAAGAGCAAC UUCGACCUGGCAGAAGACGCAAAGCUGCAGCUGAGCAAGGACACAUCGAC GACGACCUGGACAACCUGCUGGCACAGAUCCGAGACCAGUACGCAGACCUG UUCUCCUGGCAGCAAAGAACCUGAGCGACGCAAUCCUGCUGAGCGACAUCUCCUG AGAGUCAACACAGAAAUCACAAAGGCACCCGUGAGCGCAAGCAUGAUCAAAG AGAUACGACGAACACCACCAGGACCUGACACUGCUGAAGGCACUGGUCAGA CAGCAGCUGCCGAAAAGUACAAGGAAAUCUUCUUCGACCAGAGCAAGAAC GGAUACGCAGGAUACAUCGACGGAGGAGCAAGCCAGGAAGAAUUCUACAAG UUCAUCAAGCCGAUCCUGGAAAAGAUGGACGGAACAGAAGAACUGCUGGUC AAGCUGAACAGAGAAGACCUGCUGAGAAAAGCAGAGAACAUCGACAACGGGA AGCAUCCCGCACCAGAACCUGGGGAGAUCGACGCAAUCCUGACAACGGGA CAGGAAGACUUCUACCCGUUCCUGAAGGACAACAGAGAAAAGAUCGAAAAG AUCCUGACAUUCAGAAUCCCGUACUACGUCGGACCUGGCAAGAGGAAAAC AGCAGAUUCGCAUGGAUGACAAGAAAGAGCGAAGAAACAUCACACCCGUGG AACUUCGAAGAAGUCGUCGACAAGGGAGCAAGCGCACAGAGCUUCAUCGAA AGAAUGACAAACUUCGACAAGAACCUGCCGAACGAAAAGGUCUGCCGAAG CACAGCCUGCUGUACGAAUACUUCACAGUCUACAACGAACUGACAAGGUC AAGUACGUCACAGAAGGAAUGAGAAAAGCCGGCAUCCUGAGCGGAGACAAG AAGAAGGCAAUCGUCGACCUGCUGUUCAAGACAACAGAAAAGGUCAGAGUC AAGCAGCUGAAGGAAGACUACUUCAAGAAGAUCCGAAUGCUUCGACAGCGUC GAAAUCAGCGGAGUCGAAGACAGAUUCAACGCAAGCCUGGGAACAUACCAC GACCUGCUGAAGAUAUCAAGGACAAGGACUUCUGGACAACGAAGAAAAC GAAGACAUCUGGAAGACAUCGUCUGGACACUGACACUGUUCGAAGACAGA GAAAUGAUCGAAAGAAAGACUGAAGACAUCGCACACCUGUUCGACGACAAG GUCAUGAAGCAGCUGAAGAGAAGAAGAUACACAGGAUGGGGAAGACUGGAG AGAAAGCUGAUCACGGAUUCAGAGACAAGCAGAGCGGAAAAGACAUCUCCUG GACUUCUGAAGAGCGACGGAUUCGCAAACAGAAAACUUCAUGCAGCUGAUC CACGACGACAGCCUGACAUUCAAGGAAGACAUCAGAAAGGCACAGGUCAGC GGACAGGGAGACAGCCUGCACGAACACAUCGCAAACCUGGCAGGAAGCCCG GCAAUCAAGAAGGGAAUCCUGCAGACAGUCAAGGUCGUCGACGAACUGGUC AAGGUCUAGGGAAAGACACAAGCCGGAAAACAUCGUAUCGAAAUGGCAAGA GAAAACCAGACAACACAGAAGGGACAGAAGAACAGCAGAGAAAAGAAUGAAG AGAAUCGAAGAAGGAAUCAAGGAACUGGGAAGCCAGAUCUGAAGGAACAC CCGGUCGAAAACACACAGCUGCAGAACGAAAAGCUGUACCUUACUCCUG CAGAACGGAAGAGACAUGUACGUCGACCAGGAACUGGACAUAACAGACUG AGCGACUACGACGUCGACCACAUCGUCUCCCGCAGAGCUUCUGAAGGACGAC AGCAUCGACAACAAGGUCCUGACAAGAAGCGACAAGAACAGAGGAAAGAGC GACAACGUCUCCGAGCGAAGAAGUCGUAAGAAGAUGAAGAAUACUGGAGA CAGCUGCUGAACGCAAAGCUGAUCACACAGAGAAAGUUCGACAACCUGACA AAGGCAGAGAGAGGAGGACUGAGCGAACUGGACAAGGCAGGAAUUCAUCAAG AGACAGCUGGUCGAAAACAAGACAGAUCAACAAGCACGUCGCACAGAUCCUG GACAGCAGAAUGAACACAAAGUACGACGAAAACGACAAGCUGAUCAGAGAA GUCAAGGUCAUCACACUGAAGAGCAAGCUGGUCAGCGACUUCAGAAAGGAC UUCAGUUCUACAAGGUCAGAGAAAUCAACAACUACCACCACGCACACGAC GCAUACCGAAGCAGUCGUCGGAACAGCACUGAUCAGAAGUACCCGAAG CUGGAAAGCGAAUUCGUCUACGGAGACUACAAGGUCUACGACGUCAGAAAG AUGAUCGCAAAGAGCGAACAGGAAAUCGGAAAGGCAACAGCAAAGUACUUC UUCUACAGCAACAUCAUGAACUUCUUCAAGACAGAAAUCACACUGGCAAAC GGAGAAAUCAGAAAAGACCCGUGAUCGAAAACAACGGAGAAAACAGGAGAA AUCGUCUGGGACAAGGGAAGAGACUUCGCAACAGUCAGAAAAGGUCCUGAGC AUGCCGCAGGUCAACAUCGUAAGAAGACAGAAGUCCAGACAGGAGGAUUC AGCAAGGAAAGCAUCCUGCCGAAGAGAAAACAGCGACAGCUGAUCGCAAGA AAGAAGGACUGGGACCCGAAGAAGUACGGAGGAUUCGACAGCCCGACAGUC GCAUACAGCGUCCUGGUCGUCGCAAAGGUCGAAAAGGGAAAAGAGCAAGAAG CUGAAGAGCGUCAAGGAACUGCUGGGAUACAAUCAUGGAAAAGAAGCAGC UUCGAAAAGAACCAGCAUCGACUUCUGGAAAGCAAAGGGAUACAAGGAAGUC</p>
--

	<p>AAGAAGGACCUGAUCAUCAAGCUGCCGAAGUACAGCCUGUUCGAACUGGAA  AACGGAAGAAAGAGAAUGCUGGCAAGCGCAGGAGAACUGCAGAAGGGAAAC  GAACUGGCACUGCCGAGCAAGUACGUCAACUCCUGUACCUGGCAAGCCAC  UACGAAAAGCUGAAGGGGAAGCCCGGAAGACAACGAACAGAAGCAGCUGUUC  GUCGAACAGCACAAGCACUACCUGGACGAAAUCAUCGAACAGAUCAGCGAA  UUCAGCAAGAGAGUCAUCCUGGCAGACGCAAACCUGGACAAGGUCCUGAGC  GCAUACAACAAGCACAGAGACAAGCCGAUCAGAGAACAGGCAGAAAACAUC  AUCCACCUGUUCACACUGACAACCUGGGAGCACCAGCAGCAUUCAGUAC  UUCGACACAACAUCGACAGAAAGAGAUACACAAGCACAAAGGAAGUCCUG  GACGCAACACUGAUCCACCAGAGCAUCACAGGACUGUACGAAAACAAGAAUC  GACCUGAGCCAGCUGGGAGGAGACGGAGGAGGAAGCCCGAAGAAGAAGAGA  AAGGUCUAG</p>	
<p>Cas9 mRNA  ORF using  codons with  generally  high  expression  in humans,  with start  and stop  codons</p>	<p>AUGGAUAAGAAGUACUCAUCCGGCUGGAUAUCGGAACUAAUCCUGGGU  UGGGCAGUGAUCACGGAUGAAUACAAGUGCCGUCCAAGAAGUUCAGGUC  CUGGGGAACACCGAUAGACACAGCAUCAAGAAAAUCUCAUCGGAGCCUG  CUGUUUGACUCCGGCGAAACCAGCAGAAAGCAGCCCGGCUCAAACGUACCGG  AGGCGACGCUACACCCGGCGGAAGAAUCGCAUCUGCUAUCUGCAAGAGAUC  UUUUCGAACGAAAUGGCAAAGGUCGACGACAGCUUCUCCACCGCCUGGAA  GAAUCUUCCUGGUGGAGGAGACAAGAAGCAUGAACGGCAUCCUAUCUUU  GGAAACAUCGUCGACGAAGUGGCGUACCACGAAAAGUACCCGACCAUCUAC  CAUCUGCGGAAGAAGUUGGUAGUCUACUGACAAGGCCGACCUCAGAUUG  AUCUACUUGGCCUCGCCCCAUUAUGAUCAAAUCCGGGACACUCCUGAUC  GAAGGCGAUCUGAACCUGAUAACUCCGACGUGGAUAAGCUUUUCAUUCAA  CUGGUGCAGACCUACAACCAACUGUUCGAAGAAAACCCAAUCAUUGCUAGC  GGCGUCGAUGCCAAGGCCAUCCUGUCCGCCCGGCGUUCGAAGUCGCGGCGC  CUCGAAAACCGAUCGCACAGCUGCCGGGAGAGAAAAAGAACGGACUUUUC  GGCAACUUGAUCGCUCUCACUGGGACUCACUCCCAAUUUCAAGUCCAAU  UUUGACCUGGCCGAGGACGCGAAGCUGCAACUCUCAAGGACACCUACGAC  GACGACUUGGACAAUUGCUGGCACAAUUGGCGAUCAGUACGCGGAUCUG  UCCUUGCCGCUAAGAACC UUUCGACGCAAUUCGUGCUGCCGAUUAUCUG  CGCGUGAACACCGAAAUAACCAAAGCGCCGCUUAGCGCCUCGAUUAUAG  CGGUACGACGAGCAUACCAGGAUCUCACGUGCUCAAAGCGCUCGUGAGA  CAGCAACUGCCUGAAAAGUACAAGGAGAUUCUUCGACCAGUCCAAGAAU  GGGUACGCAGGUACAUCGAUGGAGGCGUAGCCAGGAAGAGUUCUAUAAG  UUCAUCAAGCCAAUCCUGGAAAAGAUUGGACGGAACCGAAGAACUGCUGGUC  AAGCUGAACAGGGAGGAUCUGCUCGGAAACAGAGAACC UUUGACAACGG  UCCAUCCCCACCAGAUCCAUCUGGGUGAGCUGCAGCCAUUCUUGCGGCGC  CAGGAGGACUUUUACCAUCCUCAAGGACAACCGGGAAGAAAGAUAGAA  AUUCUGACGUUCCGCAUCCCGUAUUACGUGGGCCACUGGCGCGCGGCAAU  UCGCGCUUCGCGUGGAUGACUAGAAAUCAGAGGAAACCAUCACUCCUUGG  AAUUCGAGGAAGUUGUGGAUAAGGGAGCUUCGGCACAAGCUUCAUCGAA  CGAAUGACCAACUUCGACAAGAAUCUCCCAAACGAGAGGUGCUUCCUAA  CACAGCCUCCUUACGAUACUUCACUGUCUACAACGAACUGACUAAAGUG  AAAUACGUUACUGAAGGAUUGAGGAAGCCGGCCUUUCUGUCCGGAGAACAG  AAGAAAGCAAUUGUCGAUCUGCUGUUAAGACCAACCGCAAGGUGACCGUC  AAGCAGCUUAAAAGAGGACUACUUAAGAAGAUUCGAGUGUUCGACUCAGUG  GAAAUCAGCGGGGUGGAGGACAGAUUCAACGCUUCGUGGGAACCUAUCAU  GAUCUCCUGAAGAUCAUCAAGGACAAGGACUUCUUGACAACGAGGAGAAC  GAGGACAUCUGGAAGAUUUCGUCCUGACCUUGACCCUUUUCGAGGAUCGC  GAGAUGAUCGAGGAGAGGCUUAAGACCUACGCUCAUCUCUUCGACGAUAAG  GUCGAUAAACAACUCAAGCGCCGCGGUAACUGGUUGGGCCGCCUCC  CGCAAGCUGAUCACGGUAUUCGCGAUAACAGAGCGGUAACUUAUCUG  GAUUUCCUCAAAUCGGAUGGCUUCGCUAAUUCGUAACUUCAUUGCAAUUGAUC  CACGACGACAGCCUGACCUUUAAGGAGGACAUCCAAAAAGCACAAGUGUCC  GGACAGGGAGACUCACUCCAUGAACACAUCGCGAAUCUGGCCGGUUCGCCG  GCGAUUAAGAAGGGAUUCUGCAAACUGUGAAGGUGGUCGACGAGCUGGUG  AAGGUCAUGGACCGGCACAACCCGAGAAUUCGUGAUUGAAAUGGCCCGA  GAAAACCAGACUACCCAGAAGGGCCAGAAAACUCCCGGAAAGGAUGAAG  CGGAUCGAAGAAGGAUCAAGGAGCUGGGCAGCCAGAUCCUGAAAGAGCAC  CCGGUGGAAAACACGCAGCUGCAGAACGAGAAGCUCUACCUGUACUAAUUG</p>	<p>205</p>

	<p>CAAAAUGGACGGGACAUGUACGUGGACCAAGAGCUGGACAUCAAUCCGGUUG  UCUGAUUACGACGUGGACCACAUUGUCCACAGUCCUUUCUGAAGGAUGAC  UCGAUCGAUAAACAAGGUGUUGACUCGCGAGCGACAAGAACAGAGGGAAGUCA  GAUAAUGUGCCAUCGGAGGAGGUCGUGAAGAAGAUGAAGAAUUACUGGCGG  CAGCUCCUGAAUGCGAAGCUGAUUACCCAGAGAAAGUUUGACAAUCUCACU  AAAGCCGAGCGCGGCGGACUCUCAGAGCUGGAUAAGGCUGGAUUCAUCAAAA  CGGCAGCUGGUCGAGACUCGGCAGAUUACCAAGCAGGUGGCGCAGAUUCUUG  GACUCCCGCAUGAACACUAAAUCGACGAGAACGAUAAGCUCAUCCGGGAA  GUGAAGGUGAUUACCCUGAAAAGCAAACUUGUGUCGGACUUUCGGAAGGAC  UUUCAGUUUUACAAGUGAGAGAAAUCAACAACUACCAUCACGCGCAUGAC  GCAUACCUCAACGCUGUGGUCGGUACCGCCUGAUCAAAAAGUACCCUAAA  CUUGAAUCGGAGUUUGUGUACGGAGACUACAAGGUCUACGACGUGAGGAAG  AUGAUAGCCAGUCCGAACAGGAAUCGGGAAAGCAACUGCGAAAUAUCUUC  UUUUACUCAAAACAUCAUGAACUUUUUCAAGACUGAAAUAACGUGGCCAAU  GGAGAAAUCAGGAAGAGGCCACUGAUCGAAACUAACGGAGAAACGGGCGAA  AUCGUGUGGGACAAGGGCAGGGACUUCGCAACUGUUCGCAAAGUGCUCUCU  AUGCCGCAAGUCAAUUUGUGAAGAAAACCGAAGUGCAAACCGGCGGAUUU  UCAAGGAAUCGAUCCUCCAAAGAGAAAUAAGCGACAAGCUCAUUGCACGC  AAGAAAGACUGGGACCCGAAGAAGUACGGAGGAUUCGAUUCGCCGACUGUC  GCAUACUCCGUCUCUGUGGCGCAAGGUGGAGAAGGAAAGAGCAAAAAG  CUCAAUCCGUCAAAAGAGCUGCUGGGGAUUACCAUCAUGGAACGAUCCUCG  UUCGAGAAGAACCCGAUUGAUUCCUCGAGGGGAAGGUAACAAGGAGGUG  AAGAAGGAUCUGAUCAUCAAAUCUCCCAAGUACUCACUGUUCGAACUGGAA  AAUGGUCGGAAGCGCAUGCUGGCUUCGGCCGGAGAACUCCAAAAAGGAAU  GAGCUGGCCUUGCCUAGCAAGUACGUAACUUCUCUAUCUUGCUUCGCAC  UACGAAAAACUCAAAAGGGUCACCGGAAGAUACGAACAGAAAGCAGCUUUUC  GUGGAGCAGCACAAGCAUUUUCUGGAUGAAAUCAUCGAACAAAUCUCCGAG  UUUUCAAAGCGCGUGAUCCUCGCGGACGCCAACCUCGACAAAGUCCUGUCG  GCCUACAUAAGCAUAGAGAUAGCCGAUCAGAGAACAGGCCGAGAACAUU  UCCACUUGUUCACCCUGACUACCCUGGGAGCCCCAGCCGCCUUAAGUAC  UUCGAUACUACUACGAUCGCAAAAGAUACACGUCCACCAAGGAAGUUCUG  GACGCGACCCUGAUCCACCAAGCAUCACUGGACUCUACGAAACUAGGAUC  GAUCUGUCGACGUGGGUGGCGAUGGCGGUGGAUUCGCCAAAAAGAAGAGA  AAGGUGUAAUGA</p>	
<p><b>Cas9 nickase (D10A) amino acid sequence</b></p>	<p>MDKKYSIGLAIGTNSVGVAVITDEYKVPKFKVLGNTDRHSIKKNLIGAL  LFDSGETAETRLKRTARRRYTRRKNRICYLQEIFSNEMAKVDDSTFFHRLE  ESFLVEEDKKHERHPIFGNIVDEVAYHEKYPTIYHLRKKLVDSTDKADLRL  IYLALAHMIKFRGHFLIEGDLNPDNSDVKLFIQLVQTYNQLFEENPINAS  GVDAKAILSARLSKSRLENLIAQLPGEKKNGLFGNLIALLSLGLTPNFKSN  FDLAEDAKLQLSKDTYDDLDNLLAQIGDQYADLFLAAKNLSDAILLSDI  RVNTEITKAPLSASMIKRYDEHHQDLTLLKALVRQQLPEKYKEIFFDQSKN  GYAGYIDGGASQEEFYKFIKPILEKMDGTEELLVKLNREDLLRKQRTFDNG  SIPHQIHLGELHAILRRQEDFYFLKDNREKIEKILTFRIPYVYVGLARGN  SRFAWMTRKSEETITPWNFEEVVDKGASAQSFIERMTNFDKNLPNEKVLPK  HSLLYEYFTVYNELTKVKYVTEGMRKPAFLSGEQKKAIVDLLFKTNKVTV  KQLKEDYFKKIECFDSVEISGVEDRFNASLGTYHDLKIKDKDFLDNEEN  EDILEDIVLTLTFEDREMIEERLKYAHLFDDKVMKQLKRRRYTGWGRLS  RKLINGIRDKQSGKTIIDFLKSDGFANRNFMLIHDDSLTFKEDIQKAQVS  QGQDSLHEHIANLAGSPAIKKGI LQTVKVVDELVKVMGRHKPENIVIEMAR  ENQTTQKGQKNSRERMKRIEIEGKELGSQILKEHPVENTQLQNEKLYLYYL  QNGRDMYVDQELDINRLSDYDVDHIVPQSFLKDDSIDNKVLRSDKNRGS  DNVPSEEVVKKMKNYWRQLLNKLIITQRKFDNLTKAERGGLSELDKAGFIK  RQLVETRQITKHVAQILD SRMNTKYDENDKLIREVKVIITLKSCLVSDFRKD  FQFYKVIENNYHHAHDAYLNAVGTALIKKYPKLESEFVYGDYKVYDVRK  MIAKSEQEIGKATAKYFFYSNIMNFFKTEITLANGEIRKRPLIETNETGE  IVWDKGRDFATVRKVL SMPQVNI VKKTEVQTGGFSKESILPKRNSDKLIAR  KKDWDPKKYGGFDSPTVAYSVLVAVKVEKGSKKLKSVELLGITIMERS  FEKNPIDFLEAKGYKEVKDLIKLPKYSLFELENGRKRMLASAGELQKGN  ELALPSKYVNFYLA SHYEKLGSPEDNEQKQLFVEQHKHYLDEIEIQISE</p>	<p>206</p>

	<p>FSKRVILADANLDKVL SAYNKHHRDKPIREQAENI IHLFTLTNLGAPAAFKY              FDTTIDRKRYTSTKEVLDATLIHQSI TGLYETRIDLSQLGGDGGGSPKKKR              KV</p>	
<p><b>Cas9 nickase              (D10A) mRNA              ORF</b></p>	<p>AUGGACAAGAAGUACAGCAUCGGACUGGCAAUCGGAACAAACAGCGUCGGA              UGGGCAGUCAUCACAGACGAAUACAAGGUC CCGAGCAAGAAGUUCAAGGUC              CUGGGAAACACAGACAGACACAGCAUCAAGAAGAACCUGAUCGGAGCACUG              CUGUUCGACAGCGGAGAAACAGCAGAAGCAACAAGACUGAAGAGAACAGCA              AGAAGAAGAUACACAAGAAGAAAGAACAGAAUCUGCUACCUGCAGGAAAUC              UUCAGCAACGAAAUGGCAAAGGUCGACGACAGCUUCUCCACAGACUGGAA              GAAAGCUUCCUGGUCGAAGAAGCAAGAAGCACGAAAGACACCCGAUCUUC              GGAAACAUCGUCGACGAAGUCGCAUACCACGAAAAGUACCCGACAAUCUAC              CACCUGAGAAAAGCUGGUCGACAGCACAGACAAGGCAGACCUGAGACUG              AUCUACCUGGCACUGGCACACAUGAUCAAGUUCAGAGGACACUUCUGAUC              GAAGGAGACCUGAACCCGGACAACAGCGACGUCGACAAGCUGUUCAUCCAG              CUGGUCCAGACAUACAACCAGCUGUUCGAAGAAAACCCGAUCAACGCAAG              GGAGUCGACGAAAAGCAAUCCUGAGCGCAAGACUGAGCAAAGACAGAAAG              CUGGAAAACCGAUCGACAGCUGCCGGGAGAAAAGAAGAACGGACUGUUC              GGAAACCUGAUCGCACUGAGCCUGGGACUGACACCGAACUUCAAGAGCAAC              UUCGACCUGGCAGAAGACGCAAAGCUGCAGCUGAGCAAGGACACAUACGAC              GACGACCUGGACAACCUGCUGGCACAGAUCCGAGACCAGUACGCAGACCUG              UUCUGGCAGCAAAGAACCUGAGCGACGCAAUCCUGCUGAGCGACAUCUG              AGAGUCAACACAGAAAUCACAAGGCACCGCUGAGCGCAAGCAUGAUCAAG              AGAUACGACGAACACCAGGACCUGACACUGCUGAAGGCACUGGUCAGA              CAGCAGCUGCCGAAAAGUACAAGGAAAUCUUCUUCGACCAGAGCAAGAAC              GGUAUCGCAGGAUACAUCGACGGAGGAGCAAGCCAGGAAGAAUUCUACAAG              UUCAUCAAGCCGAUCCUGGAAAAGAUUGGACGGAACAGAAGAACUGCUGGUC              AAGCUGAACAGAGAAGACCUGCUGAGAAAAGCAGAGAACAUCGACAACGGA              AGCAUCCCGCACCAGAUCACCUGGGGAGAACUGCAGCAAUCCUGAGAAGA              CAGGAAGACUUCUACCCGUUCCUGAAGGACAACAGAGAAAAGAUCGAAAAG              AACUGACAUUCAGAAUCCCGUACUACGUCGCGACCUGGCAAGAGAAAAC              AGCAGAUUCGCAUGGAUGACAAGAAAGAGCGAAGAAAACAUCACACCCUGG              AACUUCGAAGAAGUCGUCGACAAGGGAGCAAGCGCACAGAGCUUCAUCGAA              AGAAUGACAAACUUCGACAAGAACCUGCCGAACGAAAAGGUCCUGCCGAAG              CACAGCCUGCUGUACGAAUACUUCACAGUCUACAACGAACUGACAAGGUC              AAGUACGUCACAGAAGGAUUGAGAAAAGCCGGCAUUCUGAGCGGAGAACAG              AAGAAGGCAAUCGUCGACCUGCUGUUAAGACAAACAGAAAAGGUCACAGUC              AAGCAGCUGAAGGAAGACUACUUAAGAAGAUCGAAUGCUUCGACAGCGUC              GAAAUCAGCGGAGUCGAAAGACAGAUUCAACGCAAGCCUGGGAACAUAACCAC              GACCUGCUGAAGAUCAUCAAGGACAAGGACUUCUGGACAACGAAGAAAAC              GAAGACAUCUGGAAGACAUCGUCCUGACACUGACACUGUUCGAAGACAGA              GAAUUGAUCGAAGAAAGACUGAAGACAUACGCACACCUGUUCGACGACAAG              GUCAUGAAGCAGCUGAAGAGAAGAUACACAGGAUUGGGGAAGACUGAGC              AGAAAGCUGAUAACGGAAUCAGAGACAAGCAGAGCGGAAAGACAUCUCCUG              GACUUCUGAAGAGCGACGGAUUCGCAAACAGAAACUUCUAGCAGCUGAUC              CACGACGACAGCCUGACAUUC AAGGAAGACAUCAGAAAGGCACAGGUCAGC              GGACAGGGAGACAGCCUGCAGCAACACAUCGCAAACCUGGCAGGAAGCCCG              GCAAUCAAGAAGGGAUUCUGCAGACAGUCAAGGUCGUCGACGAACUGGUC              AAGGUCAUGGGAAGACACAAGCCGAAAACAUCGUCAUCGAAAUGGCAAGA              GAAAACCAGACAACACAGAAGGGACAGAAGAACAGCAGAGAAAAGAAUGAAG              AGAAUCGAAGAAGGAAUCAAGGAACUGGGAAGCCAGAUCCUGAAGGAACAC              CCGGUCGAAAACACACAGCUGCAGAACGAAAAGCUGUACCUGUACUACCUG              CAGAACGGAAGAGACAUGUACGUCGACCAGGAACUGGACAUCAACAGACUG              AGCGACUACGACGUCGACCACAUCGUCCCGCAGAGCUUCCUGAAGGACGAC              AGCAUCGACAACAAGGUCCUGACAAGAAGCGACAAGAACAGAGGAAAGAGC              GACAACGUCCCGAGCGAAGAAGUCGUAAGAAGAUGAAGAUCUACUGGAGA              CAGCUGCUGAACGCAAAGCUGAUCACACAGAGAAAGUUCGACAACCUGACA              AAGGCAGAGAGAGGAGGACUGAGCGAACUGGACAAGGCAGGAUUCUACAAG              AGACAGCUGGUCGAAAACAAGACAGAUACAAAAGCACGUCGCACAGAUCUG              GACAGCAGAAUGAACACAAAGUACGACGAAAACGACAAGCUGAUCAGAGAA              GUCAAGGUCAUCACACUGAAGAGCAAGCUGGUCAGCGACUUCAGAAAAGGAC</p>	<p>207</p>

	<p>UUCAGUUCUACAAGGUCAGAGAAAUCAACAACUACCACCACGCACACGAC                  GCAUACCUGAACGCAGUCGUCGGAACAGCACUGAUCAGAAGUACCCGAAG                  CUGGAAAGCGAAUUCGUCUACGGAGACUACAAGGUCUACGACGUCAGAAAG                  AUGAUCGCAAAGAGCGAACAGGAAAUCGGAAAGGCAACAGCAAAGUACUUC                  UUCUACAGCAAUCAUGAACUUCUUAAGACAGAAAUCACACUGGCAAAC                  GGAGAAAUCAGAAAAGACCCGUGAUCGAAAACAAACGGAGAAAACAGGAGAA                  AUCGUCUGGGACAAGGGAAGAGACUUCGCAACAGUCAGAAAAGGUCCUGAGC                  AUGCCGCAGGUCAACAUCGUCAGAAGACAGAAGUCCAGACAGGAGGAUUC                  AGCAAGGAAAGCAUCCUGCCGAAGAGAAAACAGCGACAAGCUGAUCGCAAGA                  AAGAAGGACUGGGACCCGAAGAAGUACGGAGGAUUCGACAGCCCAGACGUC                  GCAUACAGCGUCCUGGUCGUCGCAAAGGUCGAAAAGGGAAAAGAGCAAGAAG                  CUGAAGAGCGUCAAGGAACUGCUGGAAUCACAAUCAUGGAAAGAAGCAGC                  UUCGAAAAGAACCCGAUCGACUUCUGGAAGCAAAGGGAUACAAGGAAGUC                  AAGAAGGACCUGAUCAUCAAGCUGCCGAAGUACAGCCUGUUCGAACUGGAA                  AACGGAAGAAAGAGAAUGCUGGCAAGCGCAGGAGAACUGCAGAAGGGAAAC                  GAUCUGGCACUGCCGACAGUACGUCUACUUCUGUACCUGGCAAGCCAC                  UACGAAAAGCUGAAGGGAAGCCCGAAGACAACGAACAGAAAGCAGCUGUUC                  GUCGAACAGCACAAAGCACUACCUGGACGAAAUCAUCGAAACAGAUACAGCGAA                  UUCAGCAAGAGAGUCAUCCUGGCAGACGCAAACCUGGACAAGGUCCUGAGC                  GCAUACAACAAGCACAGAGACAAGCCGAUCAGAGAACAGGCAGAAAACAUC                  AUCCACCUGUUCACACUGACAAAACCUGGGAGCACCCGCAGCAUUCAGUAC                  UUCGACACAACAUCGACAGAAAGAGAUACACAAGCACAAAGGAAGUCCUG                  GACGCAACACUGAUCACCAGAGCAUCACAGGACUGUACGAAAACAAGAAUC                  GACCUGAGCCAGCUGGGAGGAGACGGAGGAGGAAGCCCGAAGAAGAAGAGA                  AAGGUCUAG</p>	
<p><b>dCas9 (D10A H840A) amino acid sequence</b></p>	<p>MDKKYSIGLAIGTNSVGVAVITDEYKVPSSKFKVLGNTDRHSIKKNLIGAL                  LFDSETAEATRLKRTARRRYTRRKNRICYLQEIFSNEMAKVDDSFHRLE                  ESFLVEEDKKHERHPIFGNIVDEVAYHEKYPTIYHLRKKLVDSTDKADLRL                  IYLALAHMIKFRGHFLIEGDLNPDNSDVKLFIQLVQTYNQLFEENPINAS                  GVDAKAILSARLSKSRLENLIAQLPGEKKNLFGNLIALSLGLTPNFKSN                  FDLAEDAKLQLSKDTYDDDLNLLAQIGDQYADLFLAAKNLSDAILLSDIL                  RVNTEITKAPLSASMIKRYDEHHQDLTLKALVRQQLPPEKYKEIFFDQSKN                  GYAGYIDGGASQEEFYKFIKPILEKMDGTEELLVKNLREDLLRKQRTFNG                  SIPHQIHLGELHAILRRQEDFYFPLKDNREKIEKILTFRIPIYVYVGLPARGN                  SRFAMWTRKSEETIPWNFEVVDKASASQSFIERMTNFDKNLPNEKVLPK                  HSLLYEYFTVYNELTKVKYVTEGMRKPAFLSGEQKKAIVDLLFKTNRKVTV                  KQLKEDYFKKIECFDSVEISGVEDRFNASLGTYHDLKLIKDKDFLDNEEN                  EDILEDIVLTLTLFEDREMIEERLKYAHLFDDKVMKQLKRRRYTGWGRLS                  RKLINGIRDKQSGKTLDFLKSDFANRNFMLIHDDSLTFKEDIQKAQVS                  GQGDSLHEHIANLAGSPAIKKGI LQTVKVVDDELVKVMGRHKPENIVIEMAR                  ENQTTQKQKNSRERMKRIEIEGKELGSQLKEHPVENTQLQNEKLYLYL                  QNGRDMYVDQELDINRLSDYDVAIVPQSFLKDDSIDNKVLRSDKNRGKS                  DNVPSSEEVVKKMKNYWRQLLNAKLITQRKFDNLTKAERGGSELDKAGFIK                  RQLVETRQITKHVAQILDSRMNTKYDENDKLIREVKVITLKSCLVDFRDK                  FQFYKVINNYHHAHDAYLNAVVGTAALIKKYPKLESEFVYGDYKVYDVRK                  MIAKSEQEIGKATAKYFFYSNIMNFFKTEITLANGEIRKRPLIETNGETGE                  IVWDKGRDFATVRKVLSPQVNI VKKTEVQTGGFSKESILPKRNSDKLIAR                  KKDWDPKYGGFDSPTVAYSVLVAKVEKGSKLLKSVKELLGITIMERS                  FEKNPIDFLEAKGYKEVKKDLI IKLPKYSLELENGRKRMLASAGELQKGN                  ELALPSKYVNFYLYLASHYEKLGKSPEDNEQKQLFVEQHKHYLDEIEQISE                  FSKRVILADANLDKVL SAYNKHDKPIREQAENI IHLFTLTNLGAPAAFKY                  FDTTIDRKRYTSTKEVLDTLHQSI TGLYETRIDLSQLGGDGGGSPKKKR                  KV</p>	<p>208</p>
<p><b>dCas9 (D10A H840A) mRNA ORF</b></p>	<p>AUGGACAAGAAGUACAGCAUCGGACUGGCAAUCGGAAACAAACAGCGUCGGA                  UGGGCAGUCAUCACAGACGAAUACAAGGUCCCGAGCAAGAAGUUCAGGUC                  CUGGAAACACAGACAGACAGCAUCAAGAAGAACCUGAUCGGAGCAGCUG                  CUGUUCGACACGGAGAAACAGCAGAAGCAACAAGACUGAAGAGAACAGCA                  AGAAGAAGAUACACAAGAAGAAAGAACAGAAUCUGCUACCUGCAGGAAUC                  UUCAGCAACGAAAUGGCAAAGGUCGACGACAGCUUCUCCACAGACUGGAA</p>	<p>209</p>

<p>GAAAGCUUCCUGGUCGAAGAAGACAAGAAGCACGAAAGACACCCGAUCUUC GGAAACAUCGUCGACGAAGUCGCAUACCACGAAAAGUACCCGACAAUCUAC CACCUGAGAAAGAAGCUGGUCGACAGCACAGACAAGGCAGACCUGAGACUG AUCUACCUGGCACUGGCACACAUGAUAAGUUCAGAGGACACUUCUGAUC GAAGGAGACCUGAACCCGGACAACAGCGACGUCGACAAGCUGUUCAUCCAG CUGGUCCAGACAUACAACCAGCUGUUCGAAGAAAACCCGAUCAACGCAAGC GGAGUCGACGCAAAGGCAAUCCUGAGCGCAAGACUGAGCAAGAGCAGAAGA CUGGAAAACCGUAUCGCACAGCUGCCGGGAGAAAAGAAGAACGGACUGUUC GGAAACCGUAUCGCACUGAGCCUGGGACUGACACCCGAACUUAAGAGCAAC UUCGACCUGGCAGAAGACGCAAAGCUGCAGCUGAGCAAGGACACAUACGAC GACGACCUGGACAACCUGCUGGCACAGAUCGGAGACCAGUACGCAGACCUG UUCUGGCAGCAAAGAACCUGAGCGACGCAAUCCUGCUGAGCGACAUCCUG AGAGUCAACACAGAAAUCACAAAGGCACCCGUGAGCGCAAGCAUGAUAAG AGAUACGACGAACACCACCAGGACCUGACACUGCUGAAGGCACUGGUCAGA CAGCAGCUGCCGGAAAAGUACAAGGAAAUCUUCUUCGACCAGAGCAAGAAC GGAUACGCAGGAUACAUCGACGGAGGCAAGCCAGGAAGAAUUCUACAAG UUCAUCAAGCCGAUCCUGGAAAAGAUUGGACGGAACAGAAGAACUGCUGGUC AAGCUGAACAGAGAAGACCUGCUGAGAAAAGCAGAGAACAUCGACAACGGGA AGCAUCCCGCACCAGAUCACCUGGGAGAACUGCAGCAAUCCUGAGAAGA CAGGAAGACUUCUACCCGUUCUGAAGGACAACAGAGAAAAGAUUGAAAAG AUCCUGACAUUCAGAAUCCCGUACUACGUCGGACCUGGCAAGAGGAAAC AGCAGAUUCGCAUGGAUGACAAGAAAAGAGCGAAGAAACAACACACCCGUGG AAUUCGAAGAAGUCGUCGACAAGGGAGCAAGCCGACAGAGCUUCAUCGAA AGAAUGACAAACUUCGACAAGAACCUGCCGAACGAAAAGGUCCUGCCGAA CACAGCCUGCUGUACGAAUACUUCACAGUCUACAACGAACUGACAAGGUC AAGUACGUCACAGAAGGAAUGAGAAAAGCCGGCAUUCUGAGCGGAGAACAG AAGAAGGCAAUCGUCGACCUGCUGUUAAGACAAACAGAAAGGUCACAGUC AAGCAGCUGAAGGAAGACUACUUAAGAAGAUCGAAUGCUUCGACAGCGUC GAAAUCAGCGGAGUCGAAGACAGAUUCAACGCAAGCCUGGGAACAUACCAC GACCUGCUGAAGAUAUCAAGGACAAGGACUUCUGGACAACGAGAAAAC GAAGACAUCUGGAAGACAUCGUCCUGACACUGACACUGUUCGAAGACAGA GAAAUGAUCGAAAGAAAGACUGAAGACAUACGCACACCUGUUCGACGACAAG GUCAUGAAGCAGCUGAAGAGAAGAAUACACAGGAUGGGGAAGACUGAGC AGAAAGCUGAUAACGGAAUCAGAGACAAGCAGAGCGGAAAGACAACUCCUG GACUUCUGAAGAGCGACGGAUUCGCAAAACAGAAACUUAUGCAGCUGAUC CACGACGACAGCCUGACAUUCAAGGAAGACAUCAGAAAGGCACAGGUCAGC GGACAGGGAGACAGCCUGCAGCAACACAUCGCAAACCUGGCAGGAAGCCCG GCAAUCAAGAAGGGAAUCCUGCAGACAGUCAAGGUCGUCGACGAACUGGUC AAGGUCUUGGGAAAGACACAAGCCGAAAACAUCGUCUACGAAAUGGGAAGA GAAAACAGACAACACAGAAGGGACAGAAGAACAGCAGAGAAAAGAAUGAAG AGAAUCGAAGAAGGAAUCAAGGAACUGGGAAGCCAGAUCCUGAAGGAACAC CCGGUCGAAAACACACAGCUGCAGAACGAAAAGCUGUACCUGUACUACCUG CAGAACGGAAAGAGACAUGUACGUCGACCAGGAACUGGACAUAACAGACUG AGCGACUACGACGUCGACGCAUUCGUCCCGCAGAGCUUCUGAAGGACGAC AGCAUCGACAACAAGGUCCUGACAAGAAGCGACAAGAACAGAGGAAAAGAGC GACAACGUCCCGAGCGAAGAAGUCGUAAGAAGAUGAAGAACUACUGGAGA CAGCUGCUGAACGCAAAGCUGAUCACACAGAGAAAGUUCGACAACCUGACA AAGGCAGAGAGAGGAGGACUGAGCGAACUGGACAAGGCAGGAUUCAUCAAG AGACAGCUGGUCGAAACAAGACAGAUACACAAGCACGUCGCACAGAUCUG GACAGCAGAAUGAACACAAAGUACGACGAAAACGACAAAGCUGAUCAGAGAA GUCAAGGUCUACACACUGAAGAGCAAGCUGGUCAGCGACUUCAGAAAGGAC UUCAGUUCUACAAGGUCAGAGAAAUCAACAACUACCACCACGCACACGAC GCAUACCUGAACGCAGUCGUCGGAACAGCACUGAUCAGAAGUACCCGAAAG CUGGAAAGCGAAUUCGUCUACGGAGACUACAAGGUCUACGACGUCAGAAAG AUGAUCGCAAAGAGCGAACAGGAAAUCGGAAAGGCAACAGCAAAGUACUUC UUCUACAGCAAUCAUGAACUUCUUAAGACAGAAAUCACACUGGCAAAC GGAGAAAUCAGAAAGAGACCCGUGAUCGAAAACAAACGGAGAAAACAGGAGAA AUCGUCUGGGACAAGGGAAGAGACUUCGCAACAGUCAGAAAAGGUCCUGAGC AUGCCGCAGGUAACAUCGUCAAGAAGACAGAAGUCCAGACAGGAGGAUUC AGCAAGGAAAGCAUCCUGCCGAAGAGAAAACAGCGACAAGCUGAUCGCAAGA AAGAAGGACUGGGACCCGAAGAAGUACGGAGGAUUCGACAGCCCGACAGUC</p>
---

	<p>GCAUACAGCGUCCUGGUCGUCGCAAAGGUCGAAAAGGGAAAAGAGCAAGAAG          CUGAAGAGCGUCAAGGAACUGCUGGGAAUCACAAUCUUGGAAAAGAAGCAGC          UUCGAAAAGAACCCGAUCGACUUCUGGAAGCAAAGGGAUACAAGGAAGUC          AAGAAGGACCUGAUCAUCAAGCUGCCGAAGUACAGCCUGUUCGAACUGGAA          AACGGAAGAAAGAGAAUGCUGGCAAGCGCAGGAGAACUGCAGAAGGGAAAC          GAACUGGCACUGCCGAGCAAGUACGUCACUUCUGUACCUGGCAAGCCAC          UACGAAAAGCUGAAGGGAAAGCCCGGAAGACAACGAACAGAAGCAGCUGUUC          GUCGAACAGCACAAGCACUACCUGGACGAAAUCAUCGAACAGAUACAGCGAA          UUCAGCAAGAGAGUCAUCCUGGCAGACGCAAACCUGGACAAGGUCCUGAGC          GCAUACAACAGCACAGAGACAAGCCGAUCAGAGAACAGGCAGAAAACUUC          AUCCACCUGUUCACACUGACAAACCUGGGAGCACCCGGCAGCAUUCAGUAC          UUCGACACAACAUCGACAGAAAGAGAUACACAAGCACAAAGGAAGUCCUG          GACGCAACACUGAUCCACCAGAGCAUCACAGGACUGUACGAAAACAAGAAUC          GACCUGAGCCAGCUGGGAGGAGACGGAGGAGGAAGCCCGAAGAAGAAGAGA          AAGGUCUAG</p>	
<p>Cas9 mRNA coding sequence using minimal uridine codons (no start or stop codons; suitable for inclusion in fusion protein coding sequence)</p>	<p>GACAAGAAGUACAGCAUCGGACUGGACAUCCGGAACAAACAGCGUCGGAUGG          GCAGUCAUCACAGACGAAUACAAGGUCCCGAGCAAGAGUUAAGGUCCUG          GGAAACACAGACAGACACAGCAUCAAGAAGAACCUGAUCGGAGCACUGCUG          UUCGACAGCGGAGAAACAGCAGAAGCAACAAGACUGAAGAGAACAGCAAGA          AGAAGAUACACAAGAAGAAAGAACAGAAUCUGCUACCUGCAGGAAAUCUUC          AGCAACGAAAUGGCAAAGGUCGACGACAGCUUCUCCACAGACUGGAAGAA          AGCUUCCUGGUCGAAGAAGACAAGAAGCACGAAAGCACCCGAUCUUCGGAA          AACAUUCGUCGACGAAGUCGCAUACCACGAAAAGUACCCGACAAUCUACCAC          CUGAGAAAAGAAGCUGGUCGACAGCACAGACAAGGCAGACCUGAGACUUAUC          UACCUGGCACUGGCACACAUGAUCAAGUUCAGAGGACACUUCUGAUCGAA          GGAGACCUGAACCCTGGACAACAGCGACGUCGACAAGCUGUUAUCCAGCUG          GUCCAGACAUACAACCAGCUGUUCGAAGAAAACCCGAUCAACGCAAGCGGA          GUCGACGCAAAGGCAAUCCUGAGCGCAAGACUGAGCAAGAGCAGAAGACUG          GAAAACCUGAUCGCACAGCUGCCGGGAGAAAAGAAGAACGGACUGUUCGGAA          AACCUGAUCGCACUGAGCCUGGGACUGACACCCGAACUUAAGAGCAACUUC          GACCUGGCAGAAGACGCAAAGCUGCAGCUGAGCAAGGACACAUACGACGAC          GACCUGGACAACCUGCGGACAGAUCCGGAGACCAGUACGACAGACCCUGUUC          CUGGCAGCAAAGAACCUGAGCGACGCAAUCCUGCUGAGCGACAUCUUGAGA          GUCAACACAGAAAUCACAAAGGCACCGCUGAGCGCAAGCAUGAUCAGAGA          UACGACGAACACCACCAGGACCUGACACUGCUGAAGGCACUGGUCAGACAG          CAGCUGCCGGAAAAGUACAAGGAAAUCUUCUUCGACCAGAGCAAGAACGGAA          UACGCAGGAUACAUCGACGGAGGAGCAAGCCAGGAAGAAUUCUACAAGUUC          AUCAAGCCGAUCCUGGAAAAGAUGGACGGAACAGAAGAACUGCUGGUCAAG          CUGAACAGAGAAGACCUGCUGAGAAAGCAGAGAACAUCGACAACCGGAAGC          AUCCCGCACCCAGAUCCACCUGGGAGAACUGCACGCAAUCCUGAGAAGACAG          GAAGACUUCUACCCGUUCCUGAAGGACAACAGAGAAAAGAUCGAAAAGAUC          CUGACAUUCAGAAUCCCGUACUACGUCGGACCCGUGGCAAGAGGAAACAGC          AGAUUCGCAUGGAUGACAAGAAAGAGCGAAGAAACAUCACACCCUGGAAAC          UUCGAAGAAGUCGUCGACAAGGGAGCAAGCGCACAGAGCUUCAUCGAAAGA          AUGACAAACUUCGACAAGAACCUGCCGAACGAAAAGGUCCUGCCGAAGCAC          AGCCUGCUGUACGAAUACUUCACAGUCUACAACGAAACUGACAAAAGGUCGAA          UACGUCACAGAAAGAAUGAGAAAGCCGGCAUUCUGAGCGGAGAACAGAAAG          AAGGCAAUCGUCGACCUGCUGUUAAGACAAACAGAAAGGUCACAGUCAAG          CAGCUGAAGGAAGACUACUUCAGAAGAAGAUCAAGUUCUUCGACAGCGUCGAA          AUCAGCGGAGUCGAAGACAGAUUCAACGCAAGCCUGGGAACAUACCACGAC          CUGCUGAAGAUCAUAAAGGACAAGGACUUCUGGACAACGAAGAAAACGAA          GACAUCCUGGAAGACAUCGUCCUGACACUGACACUGUUCGAAGACAGAGAA          AUGAUCGAAGAAAGACUGAAGACAUACGCACACCUGUUCGACGACAAGGUC          AUGAAGCAGCUGAAGAGAAGAAGAUACACAGGAUGGGGAAAGACUGAGCAGA          AAGCUGAUAACGGAAUCAGAGACAAGCAGAGCGGAAAAGACAAUCCUGGAC          UUCUGAAGAGCGACGGAUUCGCAAACAGAAACUUCUAGCAGCUGAUCCAC          GACGACAGCCUGACAUUCAAGGAAGACAUCAGAAAGGCACAGGUCAGCGGA          CAGGGAGACAGCCUGCACGAACACAUCGCAAACCUGGCAGGAAGCCCGGCA          AUCAAGAAGGGAAUCCUGCAGACAGUCAAGGUCGUCGACGAACUGGUCAAG          GUCAUGGGAAGACACAAGCCGAAAACAUCGUCAUCGAAAUGGCAAGAGAA          AACCAGACAACACAGAAGGGACAGAAGAACAGCAGAGAAAAGAAUGAAGAGA</p>	<p>210</p>



	<p>AUCGAAGAAGGAAUCAAGGAACUGGGAAGCCAGAUCUGAAGGAACACCCG  GUCGAAAACACACAGCUGCAGAACGAAAAGCUGUACCUAGUACUACCUAGCAG  AACGGAAGAGACAUGUACGUCGACCAGGAACUGGACAUCAACAGACUGAGC  GACUACGACGUCGACCACAUCGUCCCGCAGAGCUUCCUGAAGGACGACAGC  AUCGACAACAAGGUCCUGACAAGAAGCGACAAGAACAGAGGAAAAGAGCGAC  AACGUCCCGAGCGAAGAAGUCGUCAAGAAGAUGAAGAACUACUGGAGACAG  CUGCUGAACGCAAAGCUGAUCACACAGAGAAAAGUUCGACAACCUAGACAAG  GCAGAGAGAGGAGGACUGAGCGAACUGGACAAGGCAGGAUUAUCAAGAGA  CAGCUGGUCGAAAACAAGACAGAUACAAAAGCACGUCGCACAGAUCCUGGAC  AGCAGAAUGAACACAAAGUACGACGAAAACGACAAGCUGAUCAGAGAAGUC  AAGGUCAUCACACUGAAGAGCAAGCUGGUCAGCGACUUCAGAAAAGGACUUC  CAGUUCUACAAGGUCAGAGAAAUCAACAACUACCACCACGCACACGACGCA  UACCUGAACGCAGUCGUCGGAACAGCACUGAUCAGAAAGUACCCGAAGCUG  GAAAGCGAAUUCGUCUACGGAGACUACAAGGUCUACGACGUCAGAAAAGU  AUCGCAAAGAGCGAACAGGAAUUCGAAAGGCAACAGCAAAGUACUUCUUC  UACAGCAACAUCAUGAACUUCUUAAGACAGAAAUCACACUGGCAAAACGGA  GAAAUCAGAAAAGAGACCGCUGAUCGAAAACAAACGGAGAAAACAGGAGAAA  GUCUGGGACAAGGGAAGAGACUUCGCAACAGUCAGAAAAGGUCCUGAGCAUG  CCGCAGGUCAACAUCGUCAGAAAGACAGAAGUCCAGACAGGAGGAUUCAGC  AAGGAAAGCAUCCUGCCGAAGAGAAACAGCGACAAGCUGAUCGCAAGAAAG  AAGGACUGGGACCCGAAAGAAGUACGGAGGAUUCGACAGCCGACAGUCGCA  UACAGCGUCCUGGUCGUCGCAAAGGUCGAAAAGGGAAAAGAGCAAGAAGCUG  AAGAGCGUCAAGGAACUGCUGGGAAUCACAAUCAUGGAAAGAAGCAGCUUC  GAAAAGAACCCGAUCGACUUCUUCGGAAGCAAAGGGAUACAAGGAAGUCAAG  AAGGACCUGAUCAUCAAGCUGCCGAAGUACAGCCUGUUCGAACUGGAAAAC  GGAAGAAAGAGAAUGCUGGCAAGCGCAGGAGAACUGCAGAAGGGAAACGAA  CUGGCACUGCCGAGCAAGUACGUCACUUCUCCUGUACCUAGGCAAGCCACUAC  GAAAAGCUGAAGGGAAGCCCGGAAGACAACGAACAGAGCAGCUGUUCGUC  GAACAGCACAAAGCACUACCUGGACGAAAUCAUCGAACAGAUACAGCGAAUUC  AGCAAGAGAGUCAUCCUGGACAGCGCAAACCUAGGACAAGGUCCAGCGCA  UACAACAAGCACAGAGACAAGCCGAUCAGAGAACAGGCAGAAAACAUCAUC  CACCUGUUCACACUGACAAAACCUGGGAGCACCAGCAGCAUUAAGUACUUC  GACACAACAUCGACAGAAAGAGAUACACAAGCACAAAGGAAGUCCUGGAC  GCAACACUGAUCCACCAGAGCAUCACAGGACUGUACGAAAACAAGAAUCGAC  CUGAGCCAGCUGGGAGGAGACGGAGGAGGAAGCCCGAAGAAGAAGAGAAA  GUC</p>	
<p><b>Cas9 nickase coding sequence using minimal uridine codons (no start or stop codons; suitable for inclusion in fusion protein coding sequence)</b></p>	<p>GACAAGAAGUACAGCAUCGGACUGGCAAUCGGAACAAAACAGCGUCGGAUGG  GCAGUCAUCACAGACGAAUACAAGGUCCCGAGCAAGAAGUUAAGGUCCUG  GGAAAACACAGACAGACACAGCAUCAAGAAGAACCUGAUCGGAGCACUGCUG  UUCGACAGCGGAGAAAACAGCAGAAGCAACAAGACUGAAGAGAACAGCAAGA  AGAAGAUACACAAGAAGAAAGAACAGAAUCUGCUACCUGCAGGAAAUCUUC  AGCAACGAAAUGGCAAAGGUCGACGACAGCUUCUCCACAGACUGGAAGAA  AGCUUCCUGGUCGAAAGAAGACAAGAAGCACGAAAGCACCCGAUCUUCGGA  AACAUUCGUCGACGAAGUCGCAUACCACGAAAAGUACCCGACAAUCUACCAC  CUGAGAAAAGAAGCUGGUCGACAGCACAGACAAGGCAGACCUGAGACUGAUC  UACCUGGCACUGGCACACAUGAUCAAAGUUCAGAGGACACUUCUGAUCGAA  GGAGACCUGAACCCGGACAACAGCGACGUCGACAAGCUGUUCUACUCCAGCUG  GUCCAGACAUACAACCAGCUGUUCGAAAGAAAACCCGAUCAACGCAAGCGGA  GUCGACGCAAAGGCAAUCCUGAGCGCAAGACUGAGCAAGAGCAGAAGACUG  GAAAACCUGAUCGCACAGCUGCCGGGAGAAAAGAAGAACGGACUGUUCGGA  AACCUGAUCGCACUGAGCCUGGGACUGACACCGAACUUCAGAGCAACUUC  GACCUGGCAGAAGACGCAAAGCUGCAGCUGAGCAAGGACACAUACGACGAC  GACCUGGACAACCUGCUGGCACAGAUCCGGAGACCAGUACGCAGACCUGUUC  CUGGCAGCAAAGAACCUGAGCGACGCAAUCCUGCUGAGCGACAUCUCCUGAGA  GUCAACACAGAAAUCACAAAGGCACCGCUGAGCGCAAGCAUGAUCAGAGA  UACGACGAACACCACCAGGACCUGACACUGCUGAAGGCACUGGUCAGACAG  CAGCUGCCGGAAAAGUACAAGGAAAUCUUCUUCGACCAGAGCAAGAACGGA  UACGCAGGAUACAUCGACGGAGGAGCAAGCCAGGAAGAAUUCUACAAGUUC  AUCAAGCCGAUCCUGGAAAAGAUGGACGGAACAGAAGAACUGCUGGUCAAG  CUGAACAGAGAAGACCUGCUGAGAAAGCAGAGAACAUCGACAACCGAAGC</p>	<p>211</p>

	<p>AUCCCGCACCAGAUCACCUGGGAGAACUGCAGCGCAAUCCUGAGAAGACAG          GAAGACUUCUACCCGUUCCUGAAGGACAACAGAGAAAAGAUCCGAAAAGAU          CUGACAUUCAGAAUCCCGUACUACGUCGGACCGCUGGCAAGAGGAAACAGC          AGAUUCGCAUGGAUGACAAGAAAGAGCGAAGAAACAAUCACACCGUGGAAC          UUCGAAGAAGUCGUCGACAAGGGAGCAAGCGCACAGAGCUUCAUCGAAAGA          AUGACAAACUUCGACAAGAACCUGCCGAACGAAAAGGUCCUGCCGAAGCAC          AGCCUGCUGUACGAAUACUUCACAGUCUACAACGAACUGACAAAGGUCAAG          UACGUCACAGAAGGAAUGAGAAAAGCCGGCAUCCUGAGCGGAGAACAGAAG          AAGGCAAUCGUCGACCUGCUGUUAAGACAAACAGAAAGGUCACAGUCAAG          CAGCUGAAGGAAGACUACUUCAGAAGAUCGAAUGCUUCGACAGCGUCGAA          AUCAGCGGAGUCGAAGACAGAUUCAACGCAAGCCUGGGAAACAUACCACGAC          CUGCUGAAGAUCAUCAAGGACAAGGACUUCUCCUGGACAACGAAGAAAACGAA          GACAUCCUGGAAGACAUCGUCCUGACACUGACACUGUUCGAAGACAGAGAA          AUGAUCGAAGAAAAGACUGAAGACAUAACGCACACCUGUUCGACGACAAGGUC          AUGAAGCAGCUGAAGAGAAGAAGAUACACAGGAUGGGGAAAGACUGAGCAGA          AAGCUGAUCAACGGAAUCAGAGACAAGCAGAGCGGAAAGACAAUCCUGGAC          UUCUGAAGAGCGAGCAUUCGCAAAACAGAAACUUCUUCGACGUCGUAUCCAC          GACGACAGCCUGACAUUAAGGAAGACAUCAGAAAGGCACAGGUCAGCGGA          CAGGGAGACAGCCUGCACGAACACAUCGCAAACCUGGCAGGAAGCCCGGCA          AUCAAGAAGGAAUCCUGCAGACAGUCAAGGUCGUCGACGAACUGGUCACAG          GUAUGGGAAAGACACAAGCCGGAAAACAUCGUAUCGAAAUGGCAAGAGAA          AACCAGACAACACAGAAGGGACAGAAGAACAGCAGAGAAAAGAAUGAAGAGA          UUCGAAGAAGGAAUCAAGGAACUGGGAAGCCAGAUCUGAAGGAACACCCCG          GUCGAAAACACACAGCUGCAGAAACGAAAAGCUGUACCUUACUACUCCGACG          AACGGAAGAGACAUGUACGUCGACCAGGAACUGGACAUCAACAGACUGAGC          GACUACGACGUCGACCACAUCGUCCCGCAGAGCUUCCUGAAGGACGACAGC          AUCGACAACAAGGUCCUGACAAGAAGCGACAAGAACAGAGGAAAGAGCGAC          AACGUCCCGAGCGAAGAAGUCGUAAGAAGAUGAAGAACUACUGGAGACAG          CUGCUGAACGCAAAGCUGAUCACACAGAGAAAAGUUCGACAACCUGACAAG          GCAGAGAGAGGAGGACUGAGCGAACUGGACAAGGCAGGAUUAUCAAGAA          CAGCUGGUCGAAAACAAGACAGAUACAAAAGCAGCUGCGACAGAUCCUGGAC          AGCAGAAUGAACACAAAGUACGACGAAAACGACAAGCUGAUCAGAGAAGUC          AAGGUCAUCACACUGAAGAGCAAGCUGGUCAGCGACUUCAGAAAGGACUUC          CAGUUCUACAAGGUCAGAGAAAUCAACAACUACCACCACGCACACGACGCA          UACCUGAACGCAGUCGUCGGAACAGCACUGAUAAGAAGUACCCGAAGCUG          GAAAGCGAAUUCGUCUACGGAGACUACAAGGUCUACGACGUCAGAAAAGAU          AUCGCAAAGAGCGAACAGGAAUUCGAAAGGCAACAGCAAAGUACUUCUUC          UACAGCAACAUCAUGAACUUCUUAAGACAGAAAUCACACUGGCAAACGGA          GAAAUCAGAAAGAGACCCGUGAUCGAAAACAAACGGAGAAAACAGGAAAUC          GUCUGGGACAAGGGAAGAGACUUCGCAACAGUCAGAAAAGGUCCUGAGCAUG          CCGCAGGUCAACAUCGUAAGAAGACAGAAGUCCAGACAGGAGGAUUCAGC          AAGGAAAGCAUCCUGCCGAAGAGAAACAGCGACAAGCUGAUCGCAAGAAAG          AAGGACUGGGACCCGAAGAAGUACGGAGGAUUCGACAGCCGACAGUCGCA          UACAGCGUCCUGGUCGUCGCAAAGGUCGAAAAGGGAAAAGAGCAAGAAGCUG          AAGAGCGUCAAGGAACUGCUGGGAAUCACAAUCAUGGAAAAGAACAGCUCU          GAAAAGAACCAGCAGCAGUUCUCCUGGAAGCAAAGGGAUACAAGGAAGUCAAG          AAGGACCUGAUCAUCAAGCUGCCGAAGUACAGCCUGUUCGAACUGGAAAAC          GGAAGAAAGAGAAUGCUGGCAAGCGCAGGAGAACUGCAGAAGGGAAACGAA          CUGGCACUGCCGAGCAAGUACGUAACUUCUCCUGUACCGGCAAGCCACUAC          GAAAAGCUGAAGGGAAGCCCGGAAGACAACGAACAGAAAGCAGCUGUUCGUC          GAACAGCACAAAGCACUACCUGGACGAAAUCAUCGAACAGAUACAGCGAAUUC          AGCAAGAGAGUCAUCCUGGACAGCGCAAACCUGGACAAGGUCCUGAGCGCA          UACAACAAGCACAGAGACAAGCCGAUCAGAGAACAGGCAGAAAACAUCUUC          CACCUGUUCACACUGACAAACCUGGGAGCACCAGGCAUUAAGUACUUC          GACACAACAUCGACAGAAAGAGAUACACAAGCACAAAGGAAGUCCUGGAC          GCAACACUGAUCCACCAGAGCAUCACAGGACUGUACGAAAACAAGAUCGAC          CUGAGCCAGCUGGGAGGAGACGGAGGAGGAAGCCCGAAGAAGAAGAGAAAAG          GUC</p>	
<p><b>dCas9 coding          sequence          using</b></p>	<p>GACAAGAAGUACAGCAUCGGACUGGCAUUCGGAACAAACAGCGUCGGAUGG          GCAGUCAUCACAGACGAAUACAAGGUCCCGGAGCAAGAAGUUAAGGUCCUG          GAAAACACAGACAGACACAGCAUCAAGAAGAACCUGAUCGGAGCACUGCUG</p>	<p>212</p>

<p><b>minimal uridine codons (no start or stop codons; suitable for inclusion in fusion protein coding sequence)</b></p>	<p>UUCGACAGCGGAGAAAACAGCAGAAGCAACAAGACUGAAGAGAACAGCAAGA  AGAAGAUACACAAGAAGAAAGAACAGAAUCUGCUACCUGCAGGAAAUCUUC  AGCAACGAAAUGGCAAAGGUCGACGACAGCUUCUCCACAGACUGGAAGAA  AGCUUCCUGGUCGAAGAAGACAAGAAGCACGAAAGACACCCGAUCUUCGGA  AACAUUCGUCGACGAAGUCGCAUACCACGAAAAGUACCCGACAAUCUACCAC  CUGAGAAAAGAGCUGGUCGACAGCACAGACAAGGCAGACCUGAGACUGAUC  UACCUGGCACUGGCACACAUGAUCAGUUCAGAGGACACUCCUGAUCGAA  GGAGACCUGAACCCGGACAACAGCGACGUCGACAAGCUGUUAUCCAGCUG  GUCCAGACAUACAACCAGCUGUUCGAAGAAAACCCGAUCAACGCAAGCGGA  GUCGACGCAAAGGCAAUCCUGAGCGCAAGACUGAGCAAGAGCAGAAGACUG  GAAAACCUGAUCGCACAGCUGCCGGGAGAAAAGAAGAACGGACUGUUCGGA  AACCUGAUCGCACUGAGCCUGGGACUGACACCGAACUUAAGAGCAACUUC  GACCUGGCAGAAGACGCAAAGCUGCAGCUGAGCAAGGACACAUAACGACGAC  GACCUGGACAACCUGCUGGCACAGAUCGGAGACCAGUACGCAGACCUGUUC  CUGGCAGCAAAGAACCUGAGCGACGCAAUCCUGCUGAGCGACAUCCUGAGA  GUAACAACAGAAAACAAAAGGCACCGCUGAGCGCAAGCAUGAUAAGAGA  UACGACGAACACCACCAGGACCUGACACUGCUGAAGGCACUGGUCAGACAG  CAGCUGCCGGAAAAGUACAAGGAAAUCUUCUUCGACCAGAGCAAGAACGGA  UACGCAGGAUACAUCGACGGAGGAGCAAGCCAGGAAGAAUUCUACAAGUUC  AUCAAGCCGAUCCUGGAAAAGAUUGGACGGAAACAGAAGAACUGCUGGUAAG  CUGAACAGAGAAGACCUGCUGAGAAAAGCAGAGAACAUCGACAACGGAAAGC  AUCCCGCACCCAGAUCACCUGGGGAGAACUGCACGCAAUCCUGAGAAGACAG  GAAGACUUCUACCCGUUCCUGAAGGACAACAGAGAAAAGAUUGGAAAAGAAC  CUGACAUUCAGAAAUCCCGUACUACGUCGCGACCCGUCGGCAAGAGGAAACG  AGAUUCGCAUGGAUGACAAGAAAGAGCGAAGAAACAUAACACCCUGGAAAC  UUCGAAGAAGUCGUCGACAAGGGAGCAAGCGCACAGAGCUUCAUCGAAAGA  AUGACAAACUUCGACAAGAACCUGCCGAACGAAAAGGUCCUGCCGAAGCAC  AGCCUGCUGUACGAAUACUUCACAGUCUACAACGAACUGACAAGGUCAAAG  UACGUCACAGAAGGAAUGAGAAAAGCCGGCAUUCUGAGCGGAGAACAGAAG  AAGGCAAUCGUCGACCUGCUGUUCUACAAGACAACAGAAAAGGUCACAGUCA  CAGCUGAAGGAAGACAUUCUACAAGAAGAUUGAUGCUUCCGACAGCUGGAA  AUCAGCGGAGUCGAAGACAGAUUCAACGCAAGCCUGGGAAACUACCACGAC  CUGCUGAAGAUAUCAAGGACAAGGACUUCUGGACAACGAAGAAAACGAA  GACAUCCUGGAAGACAUCGUCCUGACACUGACACUGUUCGAAGACAGAGAA  AUGAUCGAAGAAAAGACUGAAGACAUACGCACACCUGUUCGACGACAAGGUC  AUGAAGCAGCUGAAGAGAAGAAGAUACACAGGAUUGGGGAAAGACUGAGCAGA  AAGCUGAUCUACGGAAUCAGAGACAAGCAGAGCGGAAAAGACAAUCCUGGAC  UCCUGAAGAGCGACGGAAUUCGCAAACAGAAACUUAUCGACGUGAUAUCCAC  ACGGAAGAGACAUGUACGUCGACCAGGAACUGGACAUCAACAGACUGAGC  CAGGGAGACAGCCUGCACGAACACAUCGCAAACCUGGCAGGAAGCCCGGCA  AUCAAGAAGGAAUCCUGCAGACAGUCAAGGUCGUCGACGAACUGGUAAG  GUCAUGGGAAGACACAAGCCGGAAAACAUCGUAUCGAAAUGGCAAGAGAA  AACCAGACAACACAGAAGGGACAGAAGAACAGCAGAGAAAAGAAUGAAGAGA  AUCGAAGAAGGAAUCAAGGAACUGGGAAGCCAGAUCUGAAGGAACACCCG  GUCGAAAACACACAGCUGCAGAACGAAAAGCUGUACCUGUACUACCUGCAG  AACGGAAGAGACAUGUACGUCGACCAGGAACUGGACAUCAACAGACUGAGC  GACUACGACGUCGACGCAAUCGUCCCGCAGAGCUUCCUGAAGGACGACAGC  AUCGACAACAAGGUCCUGACAAGAAGCGACAAGAACAGAGGAAAGAGCGAC  AACGUCCCGAGCGAAGAAGUCGUAAGAAGAUGAAGAAUCUACUGGAGACAG  CUGCUGAACGCAAAGCUGAUCACACAGAGAAAAGUUCGACAACCUGACAAAG  GCAGAGAGAGGAGGACUGAGCGAACUGGACAAGGCAGGAUUAUCAAGAGA  CAGCUGGUCGAAAACAAGACAGAUCAAAAGCACGUCGCACAGAUCCUGGAC  AGCAGAAUGAACACAAAAGUACGACGAAAACGACAAGCUGAUCAGAGAAGUC  AAGGUCAUCACACUGAAGAGCAAGCUGGUCAGCGACUUCAGAAAAGGACUUC  CAGUUCUACAAGGUCAGAGAAAUCAACAACUACCACCACGCACACGACGCA  UACCUGAACGCAGUCGUCGGAACAGCACUGAUAAGAAGUACCCGAAGCUG  GAAAGCGAAUUCGUCUACGGAGACUACAAGGUCUACGACGUCAGAAAAGU  AUCGCAAAGAGCGAACAGGAAUUCGAAAAGGCAACAGCAAAGUACUUCUUC  UACAGCAACAUAUGAACUUCUUCUACAAGACAGAAAUCACACUGGCAAACGGA  GAAAUCAGAAAAGAGACCCGUGAUCGAAAACAACGGAGAAAACAGGAGAAAUC  GUCUGGGACAAGGGAAGAGACUUCGCAACAGUCAGAAAAGGUCCUGAGCAUG</p>	
--	--	--

	<p>CCGCAGGUCAACAUCGUCAAGAAGACAGAAGUCCAGACAGGAGGAUUCAGC  AAGGAAAGCAUCCUGCCGAAGAGAAACAGCGACAAGCUGAUCGCAAGAAAG  AAGGACUGGGACCCGAAGAAGUACGGAGGAUUCGACAGCCGACAGUCGCA  UACAGCGUCCUGGUCGUCGCAAAGGUCGAAAAGGGAAAGAGCAAGAAGCUG  AAGAGCGUCAAGGAACUGCUGGGAAUCACAAUCAUGGAAAGAAGCAGCUUC  GAAAAGAACCCGAUCGACUCCUGGAAGCAAAGGGAUACAAGGAAGUCAAG  AAGGACCUGAUCAUCAAGCUGCCGAAGUACAGCCUGUUCGAACUGGAAAC  GGAAGAAAGAGAAUGCUGGCAAGCGCAGGAGAACUGCAGAAGGGAAACGAA  CUGGCACUGCCGAGCAAGUACGUAACUCCUGUACCUGGCAAGCCACUAC  GAAAAGCUGAAGGGAAGCCCGGAAGACAACGAACAGAAGCAGCUGUUCGUC  GAACAGCACAAAGCACUACCUGGACGAAAUCAUCGAACAGAUACAGCGAAUUC  AGCAAGAGAGUCAUCCUGGCAGACGCAAACCUGGACAAGGUCCUGAGCGCA  UACAACAAGCACAGAGACAAGCCGAUCAGAGAACAGGCAGAAAACAUCAUC  CACCUGUUCACACUGACAAACCUGGGAGCACCGGCAGCAUUAAGUACUUC  GACACAACAAUCGACAGAAAGAGAUACACAAGCACAAAGGAAGUCCUGGAC  GCAACACUGAUCCACCAGAGCAUCACAGGACUGUACGAAACAAGAAGUCGAC  CUGAGCCAGCUGGGAGAGACGGAGGAGGAAGCCCGAAGAAGAAGAAAG  GUC</p>	
<p>Amino acid  sequence of  Cas9  (without  NLS)</p>	<p>MDKKYSIGLDIGTNSVGVAVITDEYKVPSSKFKVLGNTDRHSIKKNLIGAL  LFDSETAEATRLKRTARRRYTRRKNRICYLQEIFSNEMAKVDDSFHRLE  ESFLVEEDKKHERHPIFGNIVDEVAYHEKYPTIYHLRKKLVDSTDKADLRL  IYLALAHMIKFRGHFLIEGDLNPDNSVDKLFIQLVQTYNQLFEENPINAS  GVDAKAILSARLSKSRLENLIAQLPGEKKNLFGNLIALSLGLTPNFKSN  FDLAEDAKLQLSKDITYDDDLNLLAQIGDQYADLFLAAKNLSDAILLSDLL  RVNTEITKAPLSASMIKRYDEHHQDLTLKALVRQQLPEKYKEIFFDQSKN  GYAGYIDGGASQEEFYKFIKPILEKMDGTEELLVKNREDLLRKQRTFDNG  SIPHQIHLGELHAILRRQEDFYFPLKDNREKIEKILTRIPYYVGPLARGN  SRFAWMTRKSEETITPWNFEVVDKGASAQSFIERMTNFDKNLPNEKVLPK  HSLLYEYFTVYNELTKVKYVTEGMRKPAFLSGEQKKAIVDLLFKTRNKVTV  KQLKEDYFKKIECFDSVEISGVEDRFNASLGTYHDLKIKDKDFLDNEEN  EDILEDIVLTLTFEDREMIEERLKYAHLFDDKVMKQLKRRRYTGWGRLS  RKLINGIRDQKSGKTILDFLKSDGFANRNFMLIHDDSLTFKEDIQKAQVS  GGGDSLHEHIANLAGSPAIKKGIQLTVKVVDELVKVMGRHKPENIVIEMAR  ENQTTQKGQKNSRERMKRIEELGKILKEHPVENTQLQNEKLYLYYL  QNGRDMYVDQELDINRLSDYDVDHIVPQSFLKDDSIDNKVLTRSDKNRGS  DNVPSEEVVKMKNYWRQLLNAKLITQRKFDNLTKAERGGSELDDKAGFIK  RQLVETRQITKHVAQILDSRMNTKYDENDKLIREVKVITLKSCLVSDFRKD  RQFYKVREINNYHHAHDAYLNAVVGTAIIKKYPKLESEFVYGDYKVYDVRK  MIAKSEQEIGKATAKYFFYSNIMNFFKTEITLANGEIRKRPLIETIQKAGE  IVWDKGRDFATVRKVLSPQVNIIVKKEVQTGGFSKESILPKRNSDKLIAR  KKDWDPKYGGFDSPTVAYSVLVAKVEKSKKLSVKELLGITIMERS  FEKNPIDFLEAKGYKEVKDLIKLPKYSLFELENGRKRMLASAGELQKGN  ELALPSKYVNFYLYASHYEKLGSPEDNEQKQLFVEQHKHYLDEIEEQISE  FSKRVILADANLDKVL SAYNKHDKPIREQAENIIHLFTLTNLGAPAAFY  FDTTIDRKRYTSTKEVLDATLIHQSI TGLYETRIDLSQLGGD</p>	<p>213</p>
<p>Cas9 mRNA  ORF encoding  SEQ ID NO:  213 using  minimal  uridine  codons, with  start and  stop codons</p>	<p>AUGGACAAGAAGUACAGCAUCGGACUGGACAUCGGAACAAACAGCGUCGGA  UGGGCAGUCAUCACAGACGAAUACAAGGUCCGAGCAAGAAGUUAAGGUC  CUGGGAAACACAGACAGACACAGCAUCAAGAAGAACCUGAUCGGAGCACUG  CUGUUCGACAGCGGAGAAACAGCAGAAGCAACAAGACUGAAGAGAACAGCA  AGAAGAAGAUACACAAGAAGAAAGAACAGAAUCUGCUACCUGCAGGAAUC  UUCAGCAACGAAAUGGCAAAGGUCGACGACAGCUUCUCCACAGACUGGAA  GAAAGCUCCUGGUCGAAGAAGACAAGAAGCAGAAAGACACCCGAUCUUC  GAAACAUCUGCGACGAAGUCGCAUACCACGAAAAGUACCCGACAACUAC  CACCUGAGAAAGAAGCUGGUCGACAGCACAGACAAGGCAGACCUGAGACUG  AUCUACCUGGCACUGGCACACAUGAUAAGUUCAGAGGACACUCCUGAUC  GAAGGAGACCUGAACCCGGACAACAGCGACGUCGACAAGCUGUUAUCCAG  CUGGUCCAGCAUACAACCAGCUGUUCGAAGAAAACCCGAUCAACGCAAGC  GGAGUCGACGCAAAGGCAAUCCUGAGCGCAAGACUGAGCAAGAGCAGAAGA  CUGGAAAACCGAUUCGACAGCUGCCGGGAGAAAAGAAGAACGGACUGUUC  GAAACCUGAUCGCACUGAGCCUGGACUGACACCGAACUUAAGAGCAAC</p>	<p>214</p>

<p>UUCGACCUGGCAGAAGACGCAAAGCUGCAGCUGAGCAAGGACACAUAACGAC GACGACCUGGACAACCUGCUGGCACAGAUCCGAGACCAGUACGCAGACCUG UUCUGGCAGCAAAGAACCUGAGCGACGCAAUCCUGCUGAGCGACAUCUG AGAGUCAACACAGAAAUCACAAAGGCACCGCUGAGCGCAAGCAUGAUCAAG AGAUACGACGAACACCACCAGGACCUGACACUGCUGAAGGCACUGGUCAGA CAGCAGCUGCCGAAAAGUACAAGGAAAUCUUCUCCAGCAGAGCAAGAAC GGAUACGCAGGAUACAUCGACGGAGGAGCAAGCCAGGAAGAAUUCUACAAG UUCAUCAAGCCGAUCCUGGAAAAGAUGGACGGAACAGAAGAACUGCUGGUC AAGCUGAACAGAGAAGACCUGCUGAGAAAAGCAGAGAACAUCGACAACGGA AGCAUCCCGCACCAGAUCCACCUGGGAGAACUGCACCCAAUCCUGAGAAGA CAGGAAGACUUCUACCCGUUCCUGAAGGACAACAGAGAAAAGAUCAAGAA AUCCUGACAUCAGAAUCCCGUACUACGUCGGACCUGGCAAGAGGAAAC AGCAGAUUCGCAUGGAUGACAAGAAAGAGCGAAGAAACAUCACACCUGG AAUUCGAAGAAGUCGUCGACAAGGGAGCAAGCGCACAGAGCUUCAUCGAA AGAAUGACAAACUUCGACAAGAACCUGCCGAACGAAAAGGUCCUGCCGAAG CACAGCCUGCUGUACGAAUACUUCACAGUCUACAACGAACUGACAAGGUC AAGUACGUCACAGAAAGAAUGAGAAAGCCGGCAUUCUGAGCGGAGAACAG AAGAAGGCAAUCGUCGACCUGCUGUUAAGACAAACAGAAAGGUCACAGUC AAGCAGCUGAAGGAAGACUACUUAAGAAGAUCGAAUGCUUCGACAGCGUC GAAUUCAGCGGAGUCGAAGACAGAUUCAACGCAAGCCUGGGAACAUAACCAC GACCUGCUGAAGAUCAUCAAGGACAAGGACUUCUGGACAACGAAGAAAAC GAAGACAUCUGGAAGACAUCGUCCUGACACUGACACUGUUCGAAGACAGA GAAUUGAUCGAAGAAAGACUGAAGACAUCGCACACCUGUUCGACGACAAG GUAUGAAGCAGCUGAAGAGAAGAAUACACAGGAUUGGGGAAGACUGAGC AGAAAGCUGAUCAACGGAUUCAGAGACAAGCAGAGCGGAAAAGACAUCUG GACUUCUGAAGAGCGACGGAUUCGCAAACAGAAACUUAUGCAGCUGAUC CACGACGACAGCCUGACAUUCAAGGAAGACAUCAGAAAGGCACAGGUCAGC GGACAGGGAGACAGCCUGCAGCAACACAUCGCAAACCCUGGCAGGAAGCCCG GCAAUCAAGAAGGGAAUCCUGCAGACAGUCAAGGUCGUCGACGAACUGGUC AAGGUAUGGGAAAGACACAAGCCGGAAAACAUCGUAUCGAAAUGGCAAGA GAAAACCAGACAACACAGAAAGGGACAGAAAGAACAGCAGAGAAAAGAAUG AGAAUCGAAGAGGAUUAAGGAACUGGGAAGCCAGAUCCUGAAGGAACAC CCGGUCGAAAACACACAGCUGCAGAACGAAAAGCUGUACCUUACUACCUG CAGAACGGAAGAGACAUGUACGUCGACCAGGAACUGGACAUAACAGACUG AGCGACUACGACGUCGACCACAUCGUCCCGCAGAGCUUCCUGAAGGACGAC AGCAUCGACAACAAGGUCCUGACAAGAAGCGACAAGAACAGAGGAAAGAGC GACAACGUCCCGAGCGAAGAAGUCGUAAGAAGAUGAAGAACUACUGGAGA CAGCUGCUGAACGCAAAGCUGAUCACACAGAGAAAGUUCGACAACCUGACA AAGGCAGAGAGAGGAGACUGAGCGAACUGGACAAGGCAGGAUUAUCAAG AGACAGCUGGUCGAAAACAAGACAGAUCAACAAGCACGUCGACAGAUCCUG GACAGCAGAAUGAACACAAAGUACGACGAAAACGACAAGCUGAUCAGAGAA GUCAAGGUCUACACUGAAGAGCAAGCUGGUCAGCGACUUCAGAAAGGAC UUCAGUUCUACAAGGUCAGAGAAAUCAACAACUACCACCACGCACACGAC GCAUACCUGAACGCAGUCGUCGGAACAGCACUGAUCAGAAGUACCCGAAG CUGGAAAGCGAAUUCGUCUACGGAGACUACAAGGUCUACGACGUCAGAAA AUGAUCGCAAAGAGCGAACAGGAAAUCGGAAAAGGCAACAGCAAAGUACUUC UUCUACAGCAACAUCAUGAACUUCUUAAGACAGAAAUCACACUGGCAAAC GGAGAAAUCAGAAAAGAGACCGCUGAUCGAAAACAACGGAGAAAACAGGAGAA AUCGUCUGGGACAAGGGAAGAGACUUCGCAACAGUCAGAAAGGUCCUGAGC AUGCCCGCAGUCAACAUCGUCAAGAAGACAGAAUCCAGACAGGAGGAUUC AGCAAGGAAAGCAUCCUGCCGAAGAGAAAACAGCGACAAGCUGAUCGCAAGA AAGAAGGACUGGGACCCGAAGAAGUACGGAGGAUUCGACAGCCCACAGUC GCAUACAGCGUCCUGGUCGUCGCAAGGUCGAAAAGGGAAAAGAGCAAGAAG CUGAAGAGCGUCAAGGAACUGCUGGGAAUCACAAUCUUGGAAAAGAAGCAGC UUCGAAAAGAACCUGAUCGACUUCUGGAAGCAAAGGGAUACAAGGAAGUC AAGAAGGACCUGAUCAUCAAGCUGCCGAAGUACAGCCUGUUCGAACUGGAA AACGGAAGAAAGAGAAUGCUGGCAAGCGCAGGAGAACUGCAGAAGGGAAAC GAACUGGCACUGCCGAGCAAGUACGUAACUUCUGUACCUUGGCAAGCCAC UACGAAAAGCUGAAGGGAAAGCCCGGAAGACAACGAACAGAAAGCAGCUGUUC GUCGAACAGCACAAGCACUACCUGGACGAAAUCUUGAACAGAUACAGCGAA UUCAGCAAGAGAGUCAUCCUGGCAGACGCAAACCUGGACAAGGUCCUGAGC</p>
---

	<p>GCAUACAACAAGCACAGAGACAAGCCGAUCAGAGAACAGGCAGAAAAAUAUC          AUCCACCUGUUCACACUGACAAAACCCUGGGAGCACCCGGCAGCAUUCAGUAC          UUCGACACAACAAUCGACAGAAAGAGAUACACAAGCACAAAAGGAAGUCCUG          GACGCAACACUGAUCCACCAGAGCAUCACAGGACUGUACGAAAACAAGAAUC          GACCUGAGCCAGCUGGGAGGAGACUAG</p>	
<p>Cas9 coding          sequence          encoding SEQ          ID NO: 213          using          minimal          uridine          codons (no          start or          stop codons;          suitable for          inclusion in          fusion          protein          coding          sequence)</p>	<p>GACAAGAAGUACAGCAUCGGACUGGACAUCGGAACAAACAGCGUCGGAUGG          GCAGUCAUCACAGACGAAUACAAGGUCCCCGAGCAAGAAGUUCAAGGUCCUG          GGAAACACAGACAGACACAGCAUCAAGAAGAACCUGAUCGGAGCACUAGCUG          UUCGACAGCGGAGAAACAGCAGAAGCAACAAGACUGAAGAGAACAGCAAGA          AGAAGAUACACAAGAAGAAAGAACAGAAUCUGCUACCUGCAGGAAAUCUUC          AGCAACGAAAUGGCAAAGGUCGACGACAGCUUCUCCACAGACUGGAAGAA          AGCUUCCUGGUCGAAGAAGACAAGAAGCACGAAAGACACCCGAUCUUCGGA          AACAUUCGUCGACGAAGUCGCAUACCACGAAAAGUACCCGACAAUCUACCAC          CUGAGAAAAGAAGCUGGUCGACAGCACAGACAAGGCAGACCUGAGACUGAUC          UACCUGGCACUGGCACACAUGAUCAGUUCAGAGGACACUCCUGAUCGAA          GGAGACCUGAACCCCGGACAAACAGCGACGUCGACAAGCUGUUAUCCAGCUG          GUCCAGACAUACAACCAGCUGUUCGAAAGAAAACCCGAUCAACGCAAGCGGA          GUCGACGCAAAGGCAAUCCUGAGCGCAAGACUGAGCAAGAGCAGAAGACUG          GAAAACCUGAUCGCACAGCUGCCGGGAGAAAAGAAGAACGGACUGUUCGGA          AACCUGAUCGCACUGAGCCUGGGACUGACACCGAACUUAAGAGCAACUUC          GACCUGGCAGAAAGACGCAAAGCUGCAGCUGAGCAAGGACACAUACGACGAC          GACCUGGACAACCUGGUCGACAGAUCCGGAGACCAGUACGACAGCCUGUUC          CUGGCAGCAAAGAACCUGAGCGACGCAAUCCUGCUGAGCGACAUCUUGAGA          GUCAACACAGAAAUCACAAAGGCACCGCUGAGCGCAAGCAUGAUCAGAGA          UACGACGAACACCACCAGGACCUGACACUGCUGAAGGCACUGGUCAGACAG          CAGCUGCCGAAAAGUACAAGGAAAUCUUCUUCGACCAGAGCAAGAACGGA          UACGCAGGAUACAUCGACGGAGGAGCAAGCCAGGAAGAAUUCUACAAGUUC          AUCAAGCCGAUCCUGGAAAAGAUUGGACGGAAACAGAAGAACUGCUGGUAAG          CUGAACAGAGAAGACCUGCUGAGAAAAGCAGAGAACAUUCGACAACGGAAGC          AUCCCGCACCAAGAACUCCUGGGAGAACUGCAGCAGCAAUCCUGAAGAACAG          AAGACUUCUACCCGUUCCUGAAGGACAACAGAGAAAAGAUUCGAAAAGAUUC          CUGACAUCAGAAUCCCGUACUACGUCGGACCGCUGGCAAGAGGAAACAGC          AGAUUCGCAUGGAUGACAAGAAGAGCGAAGAAACAACUACACCCUGGGAAC          UUCGAAGAAGUCGUCGACAAGGGAGCAAGCGCACAGAGCUUCAUCGAAAGA          AUGACAAACUUCGACAAGAACCUGCCGAACGAAAAGGUCCUGCCGAAGCAC          AGCCUGCUGUACGAAUACUUCACAGUCUACAACGAACUGACAAAGGUCAAG          UACGUCACAGAAGGAAUGAGAAAAGCCGGCAUCCUGAGCGGAGAACAGAAAG          AAGGCAAUCGUCGACCUGCUGUUAAGACAAAACGAAAGGUACACAGUCAAAG          CAGCUGAAGGAAAGACUACUUCAGAAAGAUUGAAUGCUUCGACAGCGUCGAA          AUCAGCGGAGUCGAAGACAGAUUCAACGCAAGCCUGGGAAACAUACCACGAC          CUGCUGAAGAUAUCAAGGACAAGGACUUCUCCUGGACAACGAAGAAAACGAA          GACAUCCUGGAAGACAUCGUCCUGACACUGACACUGUUCGAAAGACAGAGAA          AUGAUCGAAGAAAAGACUGAAGACAUCGCACACCUGUUCGACGACAAGGUC          AUGAAGCAGCUGAAGAGAAGAAGAUACACAGGAUGGGGAAGACUGAGCAGA          AAGCUGAUC AACGGAAUCAGAGACAAGCAGAGCGGAAAGACAACUCCUGGAC          UUCUGAAGAGCGACGGAUUCGCAAAACAGAAACUUCUAGCAGCUGAUCCAC          GACGACAGCCUGACAUCUAAAGGAAGACAUCAGAAAGGCACAGGUCAGCGGA          CAGGGAGACAGCCUGCACGAACACAUCGCAAACCUGGCAGGAAGCCCGGCA          AUCAAGAAGGGAUCCUGCAGACAGUCAAGGUCGUCGACGAACUGGUAAG          GUCAUGGGAAGACACAAGCCGGAAAACAUCGUAUCGAAAUGGCAAGAGAA          AACCAGACAACACAGAAGGGACAGAAGAACAGCAGAGAAAAGAAUGAAGAGA          AUCGAAGAAGGAAUCAAGGAACUGGGAAGCCAGAUCCUGAAGGAACACCCG          GUCGAAAACACACAGCUGCAGAACGAAAAGCUGUACCUGUACUACCUGCAG          AACGGAAGAGACAUGUACGUCGACCAGGAACUGGACAUCAACAGACUGAGC          GACUACGACGUCGACCACAUCGUCCCGCAGAGCUUCCUGAAGGACGACAGC          AUCGACAACAAAGGUCCUGACAAGAAGCGACAAGAACAGAGGAAAGAGCGAC          AACGUCCCGAGCGAAGAAGUCGUCAAGAAGAUGAAGAAUACUGGAGACAG          CUGCUGAACGCAAAGCUGAUCACACAGAGAAAAGUUCGACAACCUGACAAG          GCAGAGAGAGGAGGACUGAGCGAACUGGACAAGGCAGGAUUCAUCAAGAGA          CAGCUGGUCGAAAACAAGACAGAUACAAAGCACGUCGCACAGAUCCUGGAC</p>	<p>215</p>

	<p>AGCAGAAUGAACACAAAGUACGACGAAAACGACAAGCUGAUCAGAGAAGUC  AAGGUCAUCACACUGAAGAGCAAGCUGGUCAGCGACUUCAGAAAGGACUUC  CAGUUCUACAAGGUCAGAGAAAUCAACAACUACCACCACGCACACGACGCA  UACCUGAACGCAGUCGUCGGAACAGCACUGAUCAGAAGUACCCGAAGCUG  GAAAGCGAAUUCGUCUACGGAGACUACAAGGUCUACGACGUCAGAAAAGU  AUCGCAAAGAGCGAACAGGAAAUCGGAAGGCAACAGCAAAGUACUUCUUC  UACAGCAACAUCAUGAACUUCUUAAGACAGAAAUCACACUGGCAAACGGA  GAAAUCAGAAAGAGACCGCUGAUCGAAAACAAACGGAGAAAACAGGAGAAA  GUCUGGGACAAGGGAAGAGACUUCGCAACAGUCAGAAAGGUCCUGAGCAUG  CCGAGGUCACAUCGUAAGAAGACAGAAGUCCAGACAGGAGGAUUCAGC  AAGGAAAGCAUCCUGCCGAAGAGAAAACAGCGACAAGCUGAUCGCAAGAAAG  AAGGACUGGGACCCGAAGAAGUACGGAGGAUUCGACAGCCGACAGUCGCA  UACAGCGUCCUGGUCGUCGCAAAGGUCGAAAAGGGAAGAGCAAAGAGCUG  AAGAGCGUCAAGGAACUGCUGGGAAUCACAAUCAUGGAAAAGAAGCAGCUUC  GAAAAGAACCCGAUCGACUUCUGGAAGCAAAGGGAUACAAGGAAGUCAAG  AAGGACCUGAUCAUCAAGCUGCCGAAGUACAGCCUGUUCGAAACGAAAC  GGAAGAAAGAGAAUGCGCAAGCGCAGGAGAACUGCAGAAGGGAAACGAA  CUGGCACUGCCGAGCAAGUACGUCACUUCUGUACCUGGCAAGCCACUAC  GAAAAGCUGAAGGGAAGCCCGGAAGACAACGAACAGAAGCAGCUGUUCGUC  GAACAGCACAAAGCACUACCUGGACGAAAUCAUCGAACAGAUACAGCGAAUUC  AGCAAGAGAGUCAUCCUGGCAGACGCAAACCUGGACAGGUCUGAGCGCA  UACAACAAGCACAGAGACAAGCCGAUCAGAGAACAGGCAGAAAACAUCUAC  CACCUGUUCACACUGACAAAACCUGGGAGCACCAGCAGCAUUCAGUUC  GACACAACAUCGACAGAAAAGAGAUACACAAGCACAAAGGAAGUCCUGGAC  GCAACACUGAUCCACCAGAGCAUCACAGGACUGUACGAAAACAAGAAUCGAC  CUGAGCCAGCUGGGAGGAGAC</p>	
<p><b>Amino acid sequence of Cas9 nickase (without NLS)</b></p>	<p>MDKKYSIGLAIGTNSVGVAVITDEYKVPSSKFKVLGNTDRHSIKKNLIGAL  LFDSGETAEATRLKRTARRRYTRRKNRICYLQEIFSNEMAKVDDSFHRL  ESFLVEEDKKHERHPIFGNIVDEVAYHEKYPTIYHLRKKLVDSTDKADLRL  IYLALAHMIKFRGHFLIEGDLNPDNSDVKLFIQLVQTYNQLFEENPINAS  GVDAKAILSARLSKSRLENLIAQLPGEKKNLFGNLIALLSLGLTPNFKN  FDLAEDAKLQLSKDTYDDDLNLLAQIGDQYADLFLAAKNLSDAILLSI  RVNTEITKAPLSAMIKRYDEHHQDLTLLKALVRQQLPEKYKEIFFDQSKN  GYAGYIDGGASQEEFYKFIKPILEKMDGTEELLVKNLREDDLRRKQRTFDNG  SIPHQIHLGELHAILRRQEDFYFPLKDNREKIEKILTFRIPIYVYVGPLARGN  SRFAWMTRKSEETITPWNFEVVDKGASAQSFIERMTNFDKNLPNEKVLPK  HSLLEYEFTVYNELTKVKYVTEGMRKPAFLSGEQKKAIVDLLFKTNRKVTV  KQLKEDYFKKIECFDSVEISGVEDRFNASLGTYHDLKIKDKDFLDNEEN  EDILEDIVLTLTFEDREMIEERLKYAHLFDDKVMKQLKRRRYTGWGRLS  RKLINGIRDKQSGKTI LDFLKSDFANRNFQMQLIHDDSITFKEDIQKQVS  QGDSLHEHIANLAGSPAIKKGLIQTIVKVVDELVKVMGRHKPENIVIE  MAR ENQTTQKQKNSRERMKRIEEGIKELGSQILKEHPVENTQLQNEKLYLYL  QNGRDMYVDQELDINRLSDYDVDHIVPQSFLKDDSIDNKVLRSDKNRGS  DNVPSEEVVKKMKNYWRQLLNAKLITQRKFDNLTKAERGGSELKAGFIK  RQLVETRQITKHVAQILD SRMNTKYDENDKLIREVKVITLKSCLVSDFRKD  FQFYKVIENNYHHAHDAYLNAVVGTA LIKKYPKLESEFVYGDYKVYDVRK  MIAKSEQEIGKATAKYFFYSNIMNFFKTEITLANGEIRKRPLIETNGETGE  IVWDKGRDFATVRKVL SMPQVNI VKKTEVQTGGFSKESILPKRNSDKLIAR  KKDWDPKKYGGFDSPTVAYSVLVVAKVEKGSKLLKSVKELLGITIMERS  FEKNPIDFLEAKGYKEVKKDLIKLPKYSLFELENGRKRMLASAGELQKGN  ELALPSKYVNFYLYLASHYEKLGSPEDNEQKQLFVEQHKHYLDEIIEQISE  FSKRVILADANL DKVLSAYNKHRDKPIREQAENI IHLFTLTNLGAPAAFKY  FDTTIDRKRYTSTKEVLDATLIHQSI TGLYETRIDLSQLGGD</p>	<p>216</p>
<p><b>Cas9 nickase mRNA ORF encoding SEQ ID NO: 216 using</b></p>	<p>AUGGACAAGAAGUACAGCAUCGGACUGGCAAUCGGAACAAACAGCGUCGGA  UGGGCAGUCAUCACAGACGAAUACAAGGUCCGAGCAAGAAGUUC AAGGUC  CUGGGAACACAGACAGACACAGCAUCAAGAAGAACCUGAUCGGAGCAGCUG  CUGUUCGACAGCGGAGAAAACAGCAGAAGCAACAAGACUGAAGAGAACAGCA  AGAAGAAGAUACACAAGAAGAAAGAACAGAAUCUGCUACCUGCAGGAAUUC</p>	<p>217</p>

<p><b>minimal uridine codons as listed in Table 3, with start and stop codons</b></p>	<p>UUCAGCAACGAAAUGGCAAAGGUCGACGACAGCUUCUCCACAGACUGGAA  GAAAGCUUCCUGGUCGAAAGAAGACAAGAAGCACGAAAAGACACCCGAUCUUC  GGAAACAUCGUCGACGAAAGUCGCAUACCACGAAAAGUACCCGACAAUCUAC  CACCUGAGAAAAGAGCUGGUCGACAGCACAGACAAGGCAGACCUGAGACUG  AUCUACCUGGCACUGGCACACAUGAUAAGUUCAGAGGACACUUCUGAUC  GAAGGAGACCUGAACCCGGACAACAGCGACGUCGACAGCUGUUAUCCAG  CUGGUCCAGACAUAACCAGCUGUUCGAAGAAAACCCGAUCAACGCAAGC  GGAGUCGACGCAAAGGCAAUCCUGAGCGCAAGACUGAGCAAGAGCAGAAGA  CUGGAAAACCCUGAUCGCACAGCUGCCGGGAGAAAAGAAACGGACUGUUC  GGAAACCUGAUCGCACUGAGCCUGGGACUGACACCGAACUUAAGAGCAAC  UUCGACCUGGCAGAAGACGCAAAGCUGCAGCUGAGCAAGGACACAUAACGAC  GACGACCUGGACAACCUGCUGGCACAGAUCGGAGACCAGUACGCAGACCUG  UUCUGGCAGCAAAGAACCUGAGCGACGCAAUCCUGCUGAGCGACAUCUG  AGAGUCAACACAGAAAUCACAAAGGCACCCGUGAGCGCAAGCAUGAUAAG  AGAUACGACGAAACACCACCAGGACCUGACACUGCUGAAGGCACUGGUCAGA  CAGCAGCUGCCGAAAAGUACAAGGAAAUCUUCUCCGACCAGAGCAAGAAC  GGAUACGCAGGAUACAUCGACGGAGGAGCAAGCCAGGAAGAAUUCUACAAG  UUCAUCAAGCCGAUCCUGGAAAAGAUUGGACGGAACAGAAGAACUGCUGGUC  AAGCUGAACAGAGAAGACCUGCUGAGAAAGCAGAGAACAUCGACAACGGA  AGCAUCCCGCACCAGAUAACCUGGGAGAUCGACGCAAUCCUGAGAAGA  CAGGAAGACUUCUACCCGUUCCUGAAGGACAACAGAGAAAAGAUUGAAAAG  AUCCUGACAUCAGAAUCCCGUACUACGUCGGACCUGCUGGCAAGAGGAAAC  AGCAGAUUCGCAUGGAUGACAAGAAAGAGCGAAGAAACAUCACACCUGG  AACUUCGAAGAAGUCGUCGACAAGGGAGCAAGCGCACAGAGCUUCAUCGAA  AGAAUGACAACUUCGACAAGAACCUGCCGAACGAAAAGGUCCUGCCGAAG  CACAGCCUGCUGUACGAAUACUUCACAGUCUACAACGAACUGACAAGGUC  AAGUACGUCACAGAAGGAAUGAGAAAGCCGGCAUUCUGAGCGGAGAACAG  AAGAAGGCAUUCGUCGACCUGCUGUUAAGACAAACAGAAAGGUCACAGUC  AAGCAGCUGAAGGAAGACUACUUCAAAGAAGAUUGCUUCGACAGCGUC  GAAAUCAGCGGAGUCGAAGACAGAUUCAACGCAAGCCUGGGAACAUAACC  ACCUGCUGAAGAUAUCAAGGACAAGGACUUCUGGACAACGAAGAAAAC  GAAGACAUCUGGAAGACAUCGUCCUGACACUGACACUGUUCGAAGACAGA  GAAAUGAUCGAAGAAAGACUGAAGACAUCGCACACCUGUUCGACGACAAG  GUCAUGAAGCAGCUGAAGAGAAGAAGAUACACAGGAUGGGGAAGACUGAGC  AGAAAGCUGAUAACGGAUUCAGAGACAAGCAGAGCGGAAAGACAUAUCUG  GACUUCUGAAGAGCGACGGAUUCGCAAACAGAAACUUCUAGCAGCUGAUC  CACGACGACAGCCUGACAUCUUAAGGAAAGACAUCAGAAAGGCACAGGUCAGC  GGACAGGGAGACAGCCUGCAGCAACACAUCGCAAACCUGGCAGGAAGCCCG  GCAAUCAAGAAGGGAAUCCUGCAGACAGUCAAGGUUCGUCGACGAACUGGUC  AAGGUCAUGGGAAAGACACAAGCCGGAAAACAUCGUCAUCGAAAUGGCAAGA  GAAAACCAGACAACACAGAAGGGACAGAAGAACAGCAGAGAAAGAAUGAAG  AGAAUCGAAGAAGGAAUCAAGGAAUCUGGGAAGCCAGAUCCUGAAGGAACAC  CCGGUCGAAAACACACAGCUGCAGAACGAAAAGCUGUACCUUGUACUACCUUG  CAGAACGGAAGAGACAUGUACGUCGACCAGGAACUGGACAUAACAGACUG  AGCGACUACGACGUCGACCACAUCGUCCCGCAGAGCUUCUGAAGGACGAC  AGCAUCGACAACAAGGUCCUGACAAGAAGCGACAAGAACAGAGGAAAGAGC  GACAACGUCCCGAGCGAAGAAGUCGUAAGAAGAUGAAGAACUACUGGAGA  CAGCUGCUGAACGCAAAGCUGAUCACACAGAGAAAGUUCGACAACCUGACA  AAGGCAGAGAGAGGAGGACUGAGCGAACUGGACAAGGCAGGAUUCAUCAAG  AGACAGCUGGUCGAAAACAAGACAGAUCAACAAGCAGCUGGCACAGAUCCUG  GACAGCAGAAUGAACACAAAGUACGACGAAAACGACAAGCUGAUCAGAGAA  GUCAAGGUCAUCACACUGAAGAGCAAGCUGGUCAGCGACUUCAGAAAGGAC  UUCAGUUCUACAAGGUCAGAGAAAUCAACAACUACCACCACGCACACGAC  GCAUACCUGAACGCAGUCGUCGGAACAGCACUGAUCAGAAGUACCCGAAG  CUGGAAAGCGAAUUCGUCUACGGAGACUACAAGGUCUACGACGUCAGAAAG  AUGAUCGCAAAGAGCGAACAGGAAAUCGGAAAGGCAACAGCAAAGUACUUC  UUCUACAGCAACAUAUGAACUUCUUAAGACAGAAAUCACACUGGCAAAC  GGAGAAAUCAGAAAAGACCCGUGAUCGAAAACAACGGAGAAAACAGGAGAA  AUCGUCUGGGACAAGGGAAAGAGACUUCGCAACAGUCAGAAAGGUCCUGAGC  AUGCCGCAGGUCAACAUCGUAAGAAGACAGAAGUCCAGACAGGAGGAUUC  AGCAAGGAAAGCAUCCUGCCGAAGAGAAAACAGCGACAGCUGAUCGCAAGA</p>	
---	---	--



	<p>AAGAAGGACUGGGACCCGAAGAAGUACGGAGGAUUCGACAGCCCCGACAGUC                  GCAUACAGCGUCCUGGUCGUCGCAAAGGUCGAAAAGGGAAAAGAGCAAGAAG                  CUGAAGAGCGUCAAGGAACUGCUGGGAAUACAAUCAUGGAAAAGAAGCAGC                  UUCGAAAAGAACCCGAUCGACUCCUGGAAGCAAAGGGAUACAAGGAAGUC                  AAGAAGGACCUGAUCAUCAAGCUGCCGAAGUACAGCCUGUUCGAACUGGAA                  AACGGAAGAAAGAGAAUGCUGGCAGCGCAGGAGAACUCGAGAAGGGAAAC                  GAACUGGCACUGCCGAGCAAGUACGUCACUUCUGUACCUGGCAAGCCAC                  UACGAAAAGCUGAAGGGGAAGCCCCGGAAGACAACGAACAGAAGCAGCUGUUC                  GUCGAACAGCACAAAGCACUACCUGGACGAAAUCAUCGAACAGAUACAGCGAA                  UUCAGCAAGAGAGUCAUCCUGGCAGACGCAAACCUGGACAAGGUCCUGAGC                  GCAUACAACAAGCACAGAGACAAGCCGAUCAGAGAACAGGCAGAAAACAUC                  AUCCACCUGUUCACACUGACAACCCUGGGAGCACCCGGCAGCAUUCAGUAC                  UUCGACACAACAUCGACAGAAAAGAUACACAAGCACAAAGGAAGUCCUG                  GACGCAACACUGAUCCACCAGAGCAUCACAGGACUGUACGAAAACAAGAAUC                  GACCUGAGCCAGCUGGGAGGAGACUAG</p>	
<p><b>Cas9 nickase coding sequence encoding SEQ ID NO: 216 using minimal uridine codons as listed in Table 3 (no start or stop codons; suitable for inclusion in fusion protein coding sequence)</b></p>	<p>GACAAGAAGUACAGCAUCCGGACUGGCAAUCGGAACAAACAGCGUCGGAUGG                  GCAGUCAUCACAGACGAAUACAAGGUCCCGAGCAAGAGUUAAGGUCCUG                  GGAAACACAGACAGACACAGCAUCAAGAAGAACCUGAUCGGAGCACUGCUG                  UUCGACAGCGGAGAAAACAGCAGAAGCAACAAGACUGAAGAGAACAGCAAGA                  AGAAGAUACACAAGAAGAAAGAACAGAAUCUGCUACCUGCAGGAAAUCUUC                  AGCAACGAAAUGGCAAAGGUCGACGACAGCUUCUCCACAGACUGGAAGAA                  AGCUUCCUGGUCGAAGAAGACAAGAAGCACGAAAGCACCCGAUCUUCGGGA                  AACAUUCGUCGACGAAGUCGCAUACCACGAAAAGUACCCGACAAUCUACCAC                  CUGAGAAAAGAAGCUGGUCGACAGCACAGACAAGGCAGACCUGAGACUGAUUC                  UACCUGGCACUGGCACACAUGAUCAAGUUCAGAGGACACUUCUGAUUCGAA                  GGAGACCUGAACCCTGGACAACAGCGACGUCGACAAGCUGUUAUCCAGCUG                  GUCCAGACAUACAACCAGCUGUUCGAAGAAAACCCGAUCAACGCAAGCGGA                  GUCGACGCAAAGGCAAUCCUGAGCGCAAGACUGAGCAAGAGCAGAAGACUG                  GAAAACCUGAUCGCACAGCUGCCGGGAGAAAAGAAGAACGGACUGUUCGGGA                  AACCUGAUCGCACUGAGCCUGGGACUGACACCCGAACUUAAGAGCAACUUC                  GACCUGGCAGAAGACGCAAAGCUGCAGCUGAGCAAGGACACAUACGACGAC                  GACCUGGACAACCUGCGGCACAGAUCGGAGACCAGUACGACAGACCUGUUC                  CUGGCAGCAAAGAACCUGAGCGACGCAAUCCUGCUGAGCGACAUCUGGAGA                  GUCAACACAGAAAUCACAAAGGCACCGCUGAGCGCAAGCAUGAUCAAGAGA                  UACGACGAACACCACCAGGACCUGACACUGCUGAAGGCACUGGUCAGACAG                  CAGCUGCCGGAAAAGUACAAGGAAAUCUUCUUCGACCAGAGCAAGAACGGGA                  UACGCAGGAUACAUCGACGGAGGAGCAAGCCAGGAAGAAUUCUACAAGUUC                  AUCAAGCCGAUCCUGGAAAAGAUGGACGGAACAGAAGAACUGCUGGUCAAG                  CUGAACAGAGAAGACCUGCUGAGAAGCAGAGAACAUCGACAACCGGAAGC                  AUCCCGCACCCAGAUCCACCUGGGAGAACUGCACGCAAUCCUGAGAAGACAG                  GAAGACUUCUACCCGUUCCUGAAGGACAACAGAGAAAAGAUCGAAAAGAUC                  CUGACAUUCAGAAUCCCGUACUACGUCGGACCCGUGGCAAGAGGAAAACAGC                  AGAUUCGCAUGGAUGACAAGAAAGAGCGAAGAAACAUCACACCCUGGAAAC                  UUCGAAGAAGUCGUCGACAAGGGAGCAAGCGCACAGAGCUUCAUCGAAAAGA                  AUGACAAACUUCGACAAGAACCUGCCGAACGAAAAGGUCCUGCCGAAGCAC                  AGCCUGCUGUACGAAUACUUCACAGUCUACAACGAAACUGACAAAAGGUCAAG                  UACGUCACAGAAAGGAUAGAGAAAGCCGGCAUUCUGAGCGGAGAACAGAAAG                  AAGGCAAUCGUCGACCUGCUGUUAAGACAAACAGAAAAGGUCACAGUCAAG                  CAGCUGAAGGAAGACUACUUAAGAAGAUCAAGUUCUUCGACAGCGUCGAA                  AUCAGCGGAGUCGAAGACAGAUUCAACGCAAGCCUGGGAACAUACCACGAC                  CUGCUGAAGAUCAUCAAGGACAAGGACUUCUGGACAACGAAGAAAACGAA                  GACAUCCUGGAAGACAUCGUCCUGACACUGACACUGUUCGAAGACAGAGAA                  AUGAUCGAAGAAAGACUGAAGACAUCGACACACCUGUUCGACGACAAGGUC                  AUGAAGCAGCUGAAGAGAAGAAGAUACACAGGAUGGGGAAGACUGAGCAGA                  AAGCUGAUCAACGGAAUCAGAGACAAGCAGAGCGGAAAAGACAAUCCUGGAC                  UUCUGAAGAGCGACGGAUUCGCAAACAGAAACUUAUGCAGCUGAUCCAC                  GACGACAGCCUGACAUUCAAGGAAGACAUCAGAAAGGCACAGGUCAGCGGA                  CAGGGAGACAGCCUGCACGAACACAUCGCAAACCUGGCAGGAAGCCCGGCA                  AUCAAGAAGGGAAUCCUGCAGACAGUCAAGGUCGUCGACGAACUGGUCAAG                  GUCAUGGGAAGACACAAGCCGGAAAACAUCGUCAUCGAAAUGGCAAGAGAA                  AACCAGACAACACAGAAGGGACAGAAGAACAGCAGAGAAAAGAAUGAAGAGA</p>	<p>218</p>

	<p>AUCGAAGAAGGAAUCAAGGAACUGGGAAGCCAGAUCUGAAGGAACACCCG  GUCGAAAACACACAGCUGCAGAACGAAAAGCUGUACCUAGUACUACCUAGCAG  AACGGAAGAGACAUGUACGUCGACCAGGAACUGGACAUCAACAGACUGAGC  GACUACGACGUCGACCACAUCGUCCCGCAGAGCUUCCUGAAGGACGACAGC  AUCGACAACAAGGUCCUGACAAGAAGCGACAAGAACAGAGGAAAGAGCGAC  AACGUCCCGAGCGAAGAAGUCGUCGAAAGAUGAAGAACUACUGGAGACAG  CUGCUGAACGCAAAGCUGAUCACACAGAGAAAGUUCGACAACCUGACAAG  GCAGAGAGAGGAGGACUGAGCGAACUGGACAAGGCAGGAUUAUCAAGAGA  CAGCUGGUCGAAAACAAGACAGAUACAAAAGCACGUCGCACAGAUCCUGGAC  AGCAGAAUGAACACAAAGUACGACGAAAACGACAAGCUGAUCAGAGAAGUC  AAGGUCAUCACACUGAAGAGCAAGCUGGUCAGCGACUUCAGAAAGGACUUC  CAGUUCUACAAGGUCAGAGAAAUCAACAACUACCACCACGCACACGACGCA  UACCUGAACGCAGUCGUCGGAACAGCACUGAUCAGAAAGUACCCGAAGCUG  GAAAGCGAAUUCGUCUACGGAGACUACAAGGUCUACGACGUCAGAAAAGU  AUCGCAAAGAGCGAACAGGAAUUCGAAAGGCAACAGCAAAGUACUUCUUC  UACAGCAACAUCAUGAACUUCUUAAGACAGAAAUCACACUGGCAAACGGAA  GAAAUCAGAAAAGAGACCGCUGAUCGAAAACAAACGGAGAAAACAGGAGAAA  GUCUGGGACAAGGGAAGAGACUUCGCAACAGUCAGAAAGGUCCUGAGCAUG  CCGCAGGUCAACAUCGUCAGAAGACAGAAGUCCAGACAGGAGGAUUCAGC  AAGGAAAGCAUCCUGCCGAAGAGAAACAGCGACAAGCUGAUCGCAAGAAAG  AAGGACUGGGACCCGAAGAAGUACGGAGGAUUCGACAGCCGACAGUCGCA  UACAGCGUCCUGGUCGUCGCAAAGGUCGAAAAGGGAAAAGAGCAAGAAGCUG  AAGAGCGUCAAGGAACUGCUGGGAAUCACAAUCAUGGAAAGAAGCAGCUUC  GAAAAGAACCCGAUCGACUUCUUCGGAAGCAAAGGGAUACAAGGAAGUACAAG  AAGGACCUGAUCAUCAAGCUGCCGAAGUACAGCCUGUUCGAACUGGAAAAC  GGAAGAAAGAGAAUGCUGGCAAGCGCAGGAGAACUGCAGAAGGGAAACGAA  CUGGCACUGCCGAGCAAGUACGUCACUUCUCCUGUACCUAGGCAAGCCACUAC  GAAAAGCUGAAGGGAAGCCCGGAAGACAACGAACAGAGCAGCUGUUCGUC  GAACAGCACAAAGCACUACCUGGACGAAAUCAUCGAACAGAUACAGCGAAUUC  AGCAAGAGAGUCAUCCUGGACAGCGCAAACCUGGACAAGGUCCAGGCGCA  UACAACAAGCACAGAGACAAGCCGAUCAGAGAACAGGCAGAAAACAUCAAG  CACCUGUUCACACUGACAAACCUGGAGCACCAGCAGCAUUAAGUACUUC  GACACAACAUCGACAGAAAGAGAUACACAAGCACAAAGGAAGUCCUGGAC  GCAACACUGAUCCACCAGAGCAUCACAGGACUGUACGAAAACAAGAAUCGAC  CUGAGCCAGCUGGGAGGAGAC</p>	
<p><b>Amino acid  sequence of  dCas9  (without  NLS)</b></p>	<p>MDKKYSIGLAIGTNSVGVAVITDEYKVPKFKVLGNTDRHSIKKNLIGAL  LFDSGETAEATRLKRTARRRYTRRKNRICYLQEIFSNEMAKVDDSFHRLE  ESFLVEEDKKHERHPIFGNIVDEVAYHEKYPTIYHLRKKLVDSTDKADLRL  IYLALAHMIKFRGHFLIEGDLNPDNSDVKLFIQLVQTYNQLFEENPINAS  GVDAKAILSARLSKSRLENLIAQLPGEKKNGLFGNLIALLSLGLTPNFKSN  FDLAEDAKLQLSKDTYDDDLNLLAQIGDQYADLFLAAKNLSDAILLSIDL  RVNTEITKAPLSASMIKRYDEHHQDLTLLKALVRQQLPEKYKEIFFDQSKN  GYAGYIDGGASQEEFYKFIKPILEKMDGTEELLVKLNREDLLRKQRTFDNG  SIPHQIHLGELHAILRRQEDFYFLKDNREKIEKILTFRIPYVYVGPLARGN  SRFAWMTRKSEETITPWNFEVVDKASASQSFIERMTNFDKNLPNEKVLPK  HSLLYEYFTVYNELTKVKYVTEGMRKPAFLSGEQKKAIVDLLFKTNKVTV  KQLKEDYFKKIECFDSVEISGVEDRFNASLGTYHDLKIKDKDFLDNEEN  EDILEDIVLTLTFEDREMIEERLKYAHLFDDKVMKQLKRRRYTGWGRLS  RKLINGIRDKQSGKTLDFLKSDFANRNFMLIHDDSLTFKEDIQKAQVS  QGQDSLHEHIANLAGSPAIKKGI LQTVKVVDELVKVMGRHKPENIVIEMAR  ENQTTQKQKNSRERMKRIEIEGKELGSQILKEHPVENTQLQNEKLYLYYL  QNGRDMYVDQELDINRLSDYDVAIVPQSFLKDDSIDNKVLRSDKNRGS  DNVPSEEVVKKMKNYWRQLLNAKLITQRKFDNLTKAERGGLSELDKAGFIK  RQLVETRQITKHVAQILD SRMNTKYDENDKLIREVKVITLKSCLVSDFRKD  FQFYKVIENNYHHAHDAYLNAVGTALIKKYPKLESEFVYGDYKVYDVRK  MIAKSEQEIGKATAKYFFYSNIMNFFKTEITLANGEIRKRPLIETNETGE  IVWDKGRDFATVRKVL SMPQVNI VKKTEVQTGGFSKESILPKRNSDKLIAR  KKDWDPKKYGGFDSPTVAYSVLVAVKVEKGSKKLKSVELLGITIMERS  FEKNPIDFLEAKGYKEVKDLIKLPKYSLFELENGRKRMLASAGELQKGN  ELALPSKYVNFYLYLASHYEKLGSPEDNEQKQLFVEQHKHYLDEIEIQISE</p>	<p>219</p>

	<p>FSKRVILADANLDKVL SAYNKHHRDKPIREQAENI IHLFTLTNLGAPAAFKY FDTTIDRKRYTSTKEVLDATLIHQSI TGLYETRIDLSQLGGD</p>	
<p><b>dCas9 mRNA ORF encoding SEQ ID NO: 219 using minimal uridine codons as listed in Table 3, with start and stop codons</b></p>	<p>AUGGACAAGAAGUACAGCAUCGGACUGGCAAUCGGAAACAAACAGCGUCGGA UGGGCAGUCAUCACAGACGAAUACAAGGUCCCGAGCAAGAAGUUCAAGGUC CUGGGAAACACAGACAGACACAGCAUCAAGAAGAACCUGAUCGGAGCAGCUG CUGUUCGACAGCGGAGAAACAGCAGAAGCAACAAGACUGAAGAGAACAGCA AGAAGAAGAUACACAAGAAGAAAGAACAGAAUCUGCUACCUGCAGGAAUUC UUCAGCAACGAAAUGGCAAAGGUCGACGACAGCUUCUCCACAGACUGGAA GAAAGCUUCCUGGUCGAAAGAAGACAAGAAGCAGAAAGACACCCGAUCUUC GGAAACAUCGUCGACGAAGUCGCAUACCACGAAAAGUACCCGACAAUCUAC CACCUGAGAAAGAAGCUGGUCGACAGCACAGACAAGGCAGACCUGAGACUG AUCUACCUGGCACUGGCACACAUGAUAAGUUCAGAGGACACUUCUGAUC GAAGGAGACCUGAACCCGGACAACAGCGCAGCUGCAGCAGCUGUUCUACCCAG CUGGUCCAGACAUAACACCAGCUGUUCGAAGAAAACCCGAUCAACGCAAGC GGAGUCGACGCAAAGGCAAUCCUGAGCGCAAGACUGAGCAAGAGCAGAAGA CUGGAAAACCCUGAUCGACAGCUGCCGGGAGAAAAGAAAGACGGACUGUUC GGAAACCUGAUCGACUGAGCCUGGGACUGACACCCGAACUUAAGAGCAAC UUCGACCUGGCAGAAGACGCAAAGCUGCAGCUGAGCAAGGACACAUAACGAC GACGACCUGGACAACCUGCUGGCACAGAUCGGAGACCAGUACGCAGACCUG UUCUGGCAGCAAAGAACCUGAGCGACGCAAUCCUGCUGAGCGACAUCUUC AGAGUCAACACAGAAAUCACAAAGGCACCCGUGAGCGCAAGCAUGAUAAG AGAUACGACGAACACCACCAGGACCUGACACUGCUGAAGGCACUGGUCAGA CAGCAGCUGCCGAAAAGUACAAGGAAAUCUUCUUCGACCAGAGCAAGAAG GGAUACGCAGGAUACAUCGACGGAGGAGCAAGCCAGGAAGAAUUCUACAAG UUCAUCAAGCCGAUCCUGGAAAAGAUAGGACGGAACAGAAGAACUGCUGGUC AAGCUGAACAGAGAAGACCUGCUGAGAAAGCAGAGAACAUCGACAACGGA AGCAUCCCGCACCAGAUCACCUGGGAGAACUGCAGCGAAUCCUGAGAAAGA CAGGAAGACUUCUACCCGUUCCUGAAGGACAACAGAGAAAAGAUCAAGAAAG AUCCUGACAUCAGAAUCCCGUACUACGUCGACCCGUGGCAAGAGGAAAC AGCAGAUUCGCAUGGAUGACAAGAAAGAGCGAAGAAACAUCACACCUGG AACUUCGAAGAAGUCGUCGACAAGGGAGCAAGCGCACAGAGCUUCAUCGAA AGAAUGACAACUUCGACAAGAACCUGCCGAACGAAAAGGUCCUGCCGAAG CACAGCCUGCUGUACGAAUACUUCACAGUCUACAACGAACUGACAAGGUC AAGUACGUCACAGAAGGAUUGAGAAAGCCGGCAUUCUGAGCGGAGAACAG AAGAAGGCAAUCGUCGACCUGCUGUUAAGACAACAGAAAAGGUCACAGUC AAGCAGCUGAAGGAAGACUACUUCAGAAGAUCGAAUGCUUCGACAGCGUC GAAAUCAGCGGAGUCGAAGACAGAUUCAACGCAAGCCUGGGAACAUAACCAC GACCUGCUGAAGAUAUCAAGGACAAGGACUUCUCCUGGACAACGAAAGAAAC GAAGACAUCUGGAAGACAUCGUCCUGACACUGACACUGUUCGAAGACAGA GAAAUGAUCGAAGAAAGACUGAAGACAUAACGCACACCUGUUCGACGACAAG GUCAUGAAGCAGCUGAAGAGAAGAUACACAGGAUGGGGAAGACUGAGC AGAAAGCUGAUAACCGAAUCAGAGACAAGCAGAGCGGAAAGACAUCUCCUG GACUUCUGAAGAGCGACGGAUUCGCAAACAGAAACUUCUAGCAGCUGAUC CACGACGACAGCCUGACAUCUUAAGGAAGACAUCAGAAAGGCACAGGUCAGC GGACAGGGAGACAGCCUGCAGCAACACAUCGCAAACCUGGCAGGAAGCCCG GCAAUCAAGAAGGGAUUCUGCAGACAGUCAAGGUCGUCGACGAACUGGUC AAGGUCAUGGGAAGACACAAGCCGGAAAACAUCGUCAUCGAAAUGGCAAGA GAAAACCAGACAACACAGAAGGGACAGAAGAACAGCAGAGAAAGAAUGAAG AGAAUCGAAGAAGGAAUCAAGGAACUGGGAAGCCAGAUCCUGAAGGAACAC CCGGUCGAAAACACACAGCUGCAGAACGAAAAGCUGUACCUGUACUACCUG CAGAACGGAAGAGACAUGUACGUCGACCAGGAACUGGACAUAACAGACUG ACGACUACGACGUCGACGCAUUCGUCCCGCAGAGCUUCUGAAGGACGAC AGCAUCGACAACAAGGUCCUGACAAGAAGCGACAAGAACAGAGGAAAGAGC GACAACGUCCCGAGCGAAGAAGUCGUAAGAAGAUGAAGAACUACUGGAGA CAGCUGCUGAACGCAAAGCUGAUCACACAGAGAAAGUUCGACAACCUGACA AAGGCAGAGAGAGGAGGACUGAGCGAACUGGACAAGGCAGGAUUCUUAAG AGACAGCUGGUCGAAAACAAGACAGAUACAAAAGCAGCUGCAGCAGAUCCUG GACAGCAGAAUGAACACAAAGUACGACGAAAACGACAAGCUGAUCAGAGAA GUCAAGGUCAUCACACUGAAGAGCAAGCUGGUCAGCGACUUCAGAAAAGGAC UUCAGAUUCUACAAGGUCAGAGAAAUCAACAACUACCACCACGCACACGAC</p>	<p>220</p>

	<p>GCAUACCUGAACGCAGUCGUCGGAACAGCACUGAUCAGAAGUACCCGAAG                  CUGGAAAAGCGAAUUCGUCUACGGAGACUACAAGGUCUACGACGUCAGAAAAG                  AUGAUCGCAAAGAGCGAACAGGAAAUCGGAAAAGGCAACAGCAAAGUACUUC                  UUCUACAGCAACAUCAUGAACUUCUUAAGACAGAAAUCACACUGGCAAAC                  GGAGAAAUCAGAAAAGAGACCCGUGAUCGAAAACAAACGGAGAAAACAGGAGAA                  AUCGUCUGGGACAAGGGAAGAGACUUCGCAACAGUCAGAAAAGGUCCUGAGC                  AUGCCGCAGGUCAACAUCGUCAGAAGACAGAAGUCCAGACAGGAGGAUUC                  AGCAAGGAAAGCAUCCUGCCGAAGAGAAAACAGCGACAAGCUGAUCGCAAGA                  AAGAAGGACUGGGACCCGAAGAAGUACGGAGGAUUCGACAGCCCAGACAGUC                  GCAUACAGCGUCCUGGUCGUCGCAAAGGUCGAAAAGGGAAAAGAGCAAGAAG                  CUGAAGAGCGUCAAGGAACUGCUGGGAAUCACAAUCAUGGAAAAGAAGCAGC                  UUCGAAAAGAACC CGAUCGACUUCUGGAAGCAAAGGGAUACAAGGAAGUC                  AAGAAGGACCUGAUCAUCAAGCUGCCGAAGUACAGCCUGUUCGAACUGGAA                  AACGGAAGAAAAGAGAAUGCUGGCAAGCGCAGGAGAACUGCAGAAGGGAAAC                  GAACUGGCACUGCCGAGCAAGUACGUAACUUCUGUACCUGGCAAGCCAC                  UACGAAAAGCUGAAGGGAAGCCCGAAGACAACGAACAGAAGCAGCUGUUC                  UCGAACAGCACAAGCACUACCUGGACGAAAUCAUCCGAACAGAUACAGCGAA                  UUCAGCAAGAGAGUCAUCCUGGCAGACGCAAACCUGGACAAGGUCCUGAGC                  GCAUACAACAAGCACAGAGACAAGCCGAUCAGAGAACAGGCAGAAAACAUC                  AUCCACCUGUUCACACUGACAAACCUGGGAGCACCCGGCAGCAUUCAGUAC                  UUCGACACAACAUCGACAGAAAGAGAUACACAAGCACAAGGAAGUCCUG                  GACGCAACACUGAUCACCAGAGCAUCACAGGACUGUACGAAAACAAGAAUC                  GACCUGAGCCAGCUGGGAGGAGACUAG</p>	
<p><b>dCas9 coding                  sequence                  encoding SEQ                  ID NO: 219                  using                  minimal                  uridine                  codons as                  listed in                  Table 3 (no                  start or                  stop codons;                  suitable for                  inclusion in                  fusion                  protein                  coding                  sequence)</b></p>	<p>GACAAGAAGUACAGCAUCGGACUGGCAAUCGGAACAAACAGCGUCGGAUGG                  GCAGUCAUCACAGACGAAUACAAGGUCCCGAGCAAGAAGUUAAGGUCCUG                  GGAAACACAGACAGACACAGCAUCAAGAAGAACCUGAUCGGAGCACUGCUG                  UUCGACAGCGGAGAAAACAGCAGAAGCAACAAGACUGAAGAGAACAGCAAGA                  AGAAGAUACACAAGAAGAAAAGAACAGAAUCUGCUACCUGCAGGAAAUCUUC                  AGCAACGAAAUGGCAAAGGUCGACGACAGCUUCUCCACAGACUGGAAGAA                  AGCUUCCUGGUCGAAGAAGACAAGAAGCACGAAAGACACCCGAUCUUCGGA                  AACAUUGUCGACGAAGUCGUAUACCAGAAAAGUACCCGACAAUACAC                  CUGAGAAAAGAAAGCUGGUCGACAGCACAGACAAGGCAGACCUAGACUGAUC                  UACCUGGCACUGGCACACAUGAUCAGUUCAGAGGACACUUCUGAUCGAA                  GGAGACCUGAACC CGGACAACAGCGACGUCGACAAGCUGUUAUCCAGCUG                  GUCCAGACAUACAACCAGCUGUUCGAAGAAAACCCGAUCAACGCAAGCGGA                  GUCGACGCAAAGGCAAUCCUGAGCGCAAGACUGAGCAAGAGCAGAAGACUG                  GAAAACCUGAUCGCACAGCUGCCGGGAGAAAAGAAGACGGACUGUUCGGA                  AACCUGAUCGCACUGAGCCUGGGACUGACACCGAACUUAAGAGCAACUUC                  GACCUGGCAGAAGACGCAAAGCUGCAGCUGAGCAAGGACACAUACGACGAC                  GACCUGGACAACCUGCUGGCACAGAUCGGAGACCAGUACGACAGACCUGUUC                  CUGGCAGCAAAGAACCUGAGCGACGCAAUCCUGCUGAGCGACAUCUGAGA                  GUCAACACAGAAAUCACAAAGGCACCGCUGAGCGCAAGCAUGAUCAGAGA                  UACGACGAACACCACCAGGACCUGACACUGCUGAAGGCACUGGUCAGACAG                  CAGCUGCCGGAAAAGUACAAGGAAAUCUUCUUCGACCAGAGCAAGAACGGGA                  UACGCAGGAUACAUCGACGGAGGAGCAAGCCAGGAAGAAUUCUACAAGUUC                  AUCAAGCCGAUCCUGGAAAAGAUUGGACGGAACAGAAGAACUGCUGGUCGAA                  CUGAACAGAGAAGACCUGCUGAGAAAAGCAGAGAACAUCGACAACGGAAAGC                  AUCCCGCACCAAGAUCCACCUGGGAGAACUGCACGCAAUCCUGAGAAGACAG                  GAAGACUUCUACCCGUUCCUGAAGGACAACAGAGAAAAGAUUGAAAAGAUUC                  CUGACAUUCAGAAUCCCGUACUACGUCGGACCCGUGGCAAGAGGAAACAGC                  AGAUUCGCAUGGAUGACAAGAAAAGCGAAGAAACAACACACCCUGGGAAC                  UUCGAAGAAGUCGUCGACAAGGGAGCAAGCGCACAGAGCUUCAUCGAAAGA                  AUGACAAACUUCGACAAGAACCUGCCGAACGAAAAGGUCCUGCCGAAGCAC                  AGCCUGCUGUACGAAUACUUCACAGUCUACAACGAAACUGACAAAGGUCGAA                  UACGUCACAGAAGGAAUGAGAAAGCCGGCAUUCUGAGCGGAGAACAGAAG                  AAGGCAAUCGUCGACCUGCUGUUAAGACAAACAGAAAAGGUCACAGUCAAG                  CAGCUGAAGGAAGACUACUUAAGAAGAUUGAUGCUUCGACAGCGUCGAA                  AUCAGCGGAGUCGAAGACAGAUUCAACGCAAGCCUGGGAACAUAACCAGAC                  CUGCUGAAGAUCAUAGGACAAGGACUUCUGGACAACGAAGAAAACGAA                  GACAUCCUGGAAGACAUCGUCCUGACACUGACACUGUUCGAAGACAGAGAA                  AUGAUCGAAGAAAGACUGAAGACAACGCACACCUGUUCGACGACAAGGUC</p>	<p>221</p>

	<p>AUGAAGCAGCUGAAGAGAAGAAGAUACACAGGAUGGGGAAGACUGAGCAGA  AAGCUGAUC AACGGAAUCAGAGACAAGCAGAGCGGAAAGACAAUCCUGGAC  UUCUGAAGAGCGACGGAUUCGCAAACAGAAACUUC AUGCAGCUGAUCCAC  GACGACAGCCUGACAUUCAAGGAAGACAUCCAGAAGGCACAGGUCAGCGGA  CAGGGAGACAGCCUGCAGCAACACAUCGCAAACCCUGGCAGGAAGCCCGGCA  AUCAAGAAGGAAUCCUGCAGACAGUCAAGGUCGUCGACGAACUGGUC AAG  GUCAUGGGAAAGACACAAGCCGGAAAAUCAUCGUAUCGAAAUGGCAAGAGAA  AACCAGACAACACAGAAGGGACAGAAGAACAGCAGAGAAAAGAAUGAAGAGA  AUCGAAGAAGGAAUCAAGGAACUGGGAAGCCAGAUCUGAAGGAACACCCG  GUCGAAAACACACAGCUGCAGAACGAAAAGCUGUACCUGUACUACCUGCAG  AACGGAAGAGACAUGUACGUCGACCAGGAACUGGACAUCAACAGACUGAGC  GACUACGACGUCGACGCAAUCGUCCCGCAGAGCUUCUGAAGGACGACAGC  AUCGACAAC AAGGUCCUGACAAGAAGCGACAAGAACAGAGGAAAGAGCGAC  AACGUCCCGAGCGAAGAAGUCGUAAGAAGAUGAAGAACUACUGGAGACAG  CUGCUGAACGCAAAGCUGAUCACACAGAGAAAGUUCGACAACCUGACAAAG  GCAGAGAGAGGAGGACGAGCGAACUGGACAAGGCAGGAUUC AUCAAGAGA  CAGCUGGUCGAAAACAAGACAGAUCAACAAGCAGUCCGACAGAUCCUGGAC  AGCAGAAUGAACACAAGUACGACGAAAACGACAAGCUGAUCAGAGAAGUC  AAGGUCAUCACACUGAAGAGCAAGCUGGUCAGCGACUUCAGAAAGGACUUC  CAGUUCUACAAGGUCAGAGAAAUCAACAACUACCACCACGCACACGACGCA  UACCUGAACGCGAGUCGUCGGAACAGCACUGAUC AAGAGUACCCGAAGCTUG  GAAAGCGAAUUCGUCUACGGAGACUACAAGGUCUACGACGUCAGAAAAGAU  AUCGCAAAGAGCGAACAGGAAAUCGAAAAGGCAACAGCAAAGUACUUCUUC  UACAGCAACAUCAUGAACUUCUUC AAGACAGAAAUCACACUGGCAAAACGGA  GAAAUCAGAAAGAGACCGCUGAUCGAAAACAACGGAGAAAACAGGAGAAAUC  GUCUGGGACAAGGGAAGAGACUUCGCAACAGUCAGAAAGGUCCUGAGCAUG  CCG CAGGUCAACAUCGUAAGAAGACAGAAGUCCAGACAGGAGGAUUCAGC  AAGGAAAGCAUCCUGCCGAAGAGAAAACAGCGACAAGCUGAUCGCAAGAAAG  AAGGACUGGGACCCGAAGAAGUACGGAGGAUUCGACAGCCCGACAGUCGCA  UACAGCGUCCUGGUCGUCGCAAAGGUCGAAAAGGGAAAAGAGCAAGAAGCUG  AAGAGCGUCAAGGAACUGCUGGGAAUCACAUAUGGAAAGAAGCAGCUUC  GAAAAGAACCCGAUCGACUUCUUCGGAAGCAAAGGGAUACAAGGAAGUCAAG  AAGGACCUGAUCAUCAAGCUGCCGAAGUACAGCCUGUUCGAACUGGAAAAC  GGAAGAAAGAGAAUGCUGGCAAGCGCAGGAGAACUGCAGAAGGGAAAACGAA  CUGGCACUGCCGAGCAAGUACGUCAACUUCUGUACCUUGGCAAGCCACUAC  GAAAAGCUGAAGGGAAGCCCGGAAGACAACGAACAGAAGCAGCUGUUCGUC  GAACAGCACAAAGCACUACCUUGGACGAAAUCAUCGAACAGAUACAGCGAAUUC  AGCAAGAGAGUCAUCCUGGCAGACGCAAACCUGGACAAGGUCCUGAGCGCA  UACAACAAGCACAGAGACAAGCCGAUCAGAGAACAGGCAGAAAACAGCAUC  CACCUGUUCACACUGACAAACCUGGGAGCACCGGCAGCAUUAAGUACUUC  GACACAACAUCGACAGAAAGAGAUACACAAGCACAAAGGAAGUCCUGGAC  GCAACACUGAUCCACCAGAGCAUCACAGGACUGUACGAAAACAAGAAUCGAC  CUGAGCCAGCUGGGAGGAGACGGAGGAGGAAGC</p>	
<p>Amino acid sequence of Cas9 with two nuclear localization signals (2xNLS) as the C-terminal amino acids</p>	<p>MDKKYSIGLDIGTNSVGVAVITDEYKVPSSKFKVLGNTDRHSIKKNLIGAL  LFDSGETAETRLKRTARRRYTRRKNRICYLQE IFSNEMAKVDDSFHRLE  ESFLVEEDKKHERHPIFGNIVDEVAYHEKYPTIYHLRKKLVDSTDKADLRL  IYLALAHMIKFRGHFLIEGDLNPDNSDVKLFIQLVQTYNQLFEENPINAS  GVDAKAILSARLSKSRLENLIAQLPGEKKNLFGNLIALSLGLTPNFKSN  FDLAEDAKLQLSKD TYDDDLNLLAQIGDQYADLFLAAKNLSDAILLSDIL  RVNTEITKAPLSASMIKRYDEHHQDLTLLKALVRQQLPEKYKEIFFDQSKN  GYAGYIDGGASQEEFYKFIKPILEKMDGTEELLVKNLREDLLRKQRTFDNG  SIPHQIHLGELHAILRRQEDFY PFLKDNREKIEKILTFRIPIYVVGPLARGN  SRFAWMTRKSEETITPWNFEEVVDKGASAQSFIERMTNFDKNLPNEKVLPK  HSLLYEYFTVYNELTKVKYVTEGMRKPAFLSGEQKKAIVDLLFKTNRKVTV  KQLKEDYFKKIECFDSVEISGVEDRFNASLGTYHDLKIKDKDFLDNEEN  EDILEDIVLTLTLFEDREMIEERLKYAHLFDDKVMKQLKRRRYTGWGRIS  RKLINGIRDKQSGKITLDFLKSDFANRNFMLIHDDSLTFKEDIQKAQVS  GQGDSLHEHIANLAGSPAIKKGI LQTVKVVDELVKVMGRHKPENIVIEMAR  ENQTTQKQKNSRERMKRIE EGIKELGSQILKEHPVENTQLQNEKLYLYL  QNGRDMYVDQELDINRLSDYDVHIVPQSFLKDDSIDNKVLTRSDKNRGS  DNVPSEEVVKMKNYWRQLLNAKLITQRKFDNLTKAERGGLSELDKAGFIK</p>	<p>222</p>

	<p>RQLVETRQITKHVAQILD SRMNTKYDENDKLIREVKVITLKS KLVSDFRKD          FQFYK VREINNYHHAHDAYLNAVVG TALIKKYPKLESEFVYGDYKVYDVRK          MIAKSEQEIGKATAKYFFYSNIMNFFKTEITLANGEIRKRPLIETNGETGE          IVWDKGRDFATVRKVL SMPQVNI VKKTEVQTGGFSKESILPKRNSDKLIAR          KKDWDPKKYGGFDSPTVAYSVLVAKVEK GKSKKLSVKELLGITIMERS S          FEKNPIDFLEAKGYKEVKKDLI IKLPKYSLFELENGRKRMLASAGELQKGN          ELALPSKYVNFYLYLASHYEKLGKSPEDNEQKQLFVEQHKHYLDEIIEQISE          FSKRVILADANLDKVL SAYNKHRDKPIREQAENI IHLFTLTNLGAPAAF KY          FDTTIDRKRYTSTKEVLDATLIHQSI TGLYETRIDLSQLGGD GSGSPKKKR          KVDGSPKKKRKVD SG</p>	
<p>Cas9 mRNA          ORF encoding          SEQ ID NO:          222 using          minimal          uridine          codons, with          start and          stop codons</p>	<p>AUGGACAAGAAGUACAGCAUCGGACUGGACAUCGGAACAAACAGCGUCGGA          UGGGCAGUCAUCACAGACGAAUACAAGGUCCGAGCAAGAAGUUCAAGGUC          CUGGAAACACAGACAGACACAGCAUCAAGAAGAACCUGAUCGGAGCACUG          CUGUUCGACAGCGGAGAAACAGCAGAAGCAACAAGACUGAAGAGAACAGCA          AGAAGAAGAUACACAAGAAGAAAGAACAGAAUCUGCUACCUGCAGGAAAUC          UUCAGCAACGAAAUGGCAAAGGUCGACGACAGCUUCUCCACAGACUGGAA          GAAAGCUUCCUGGUCGAAGAAGACAAGAAGCACGAAAGACACCCGAUCUUC          GGAAACAUCGUCGACGAAGUCGCAUACCACGAAAAGUACCCGACAUAUCUAC          CACCUAGAAAAGAGCUGGUCGACAGCACAGACAAGGCAGACCUAGAGCUG          AUCUACCUGGCACUGGCACACAUGAUACAAGUUCAGAGGACACUUCUGAUC          GAAGGAGACCUGAACCCGGACAACAGCGACGUCGACAAGCUGUUCAUCCAG          CUGGUCCAGACAUACAACCAGCUGUUCGAAGAAAACCCGAUCAACGCAAGC          GGAGUCGACGCAAAGGCAAUCCUGAGCGCAAGACUGAGCAAAGAGCAGAAGA          CUGGAAAACCUGAUCGCACAGCUGCCGGGAGAAAAGAAGAACGGACUGUUC          GGAAACCUGAUCGCACUGAGCCUGGGACUGACACCCGAACUUCAAGAGCAAC          UUCGACCUGGCAGAAGACGCAAAGCUGCAGCUGAGCAAGGACACAUACGAC          GACGACCUGGACAACCUUGCUGGCACAGAUCCGAGACCAAGUACGACAGCCUG          UUCUGGCAGCAAAGAACCUGAGCGACGCAAUCCUGCUGAGCGACAUCUG          AGAGUCAACACAGAAAUCACAAGGCACCCGUCGAGCGCAAGCAUGAUCAAG          AGAUACGACGAACACCACCAGGACCUGACACUGCUGAAGGCACUGGUCAGA          CAGCAGCUGCCGAAAAGUACAAGGAAAUCUUCUUCGACCAGAGCAAGAAC          GGUAUCGCAGGAUACAUCGACGGAGGAGCAAGCCAGGAAGAAUUCUACAAG          UUCAUCAAGCCGAUCCUGGAAAAGAUGGACGGAACAGAAGAACUGCUGGUC          AAGCUGAACAGAGAAGACCUGCUGAGAAAAGCAGAGAACAUCGACAAGGGA          AGCAUCCCGCACAGAUCCACCUGGGAGAACUGCACGCAAUCCUGAGAAGA          CAGGAAGACUUCUACCCGUUCCUGAAGGACAACAGAGAAAAGAUCAAGAAAG          AUCCUGACAUUCAGAAUCCCGUACUACGUCGGACCCGUGGCAAGAGGAAAC          AGCAGAUUCGCAUGGAUGACAAGAAAGAGCGAAGAAACAACACACCCGUGG          AACUUCGAAGAAGUCGUCGACAAGGGAGCAAGCGCACAGAGCUUCAUCGAA          AGAAUGACAAACUUCGACAAGAACCUGCCGAACGAAAAGGUCUCCGCGAAG          CACAGCCUGCUGUACGAAUACUUCACAGUCUACAACGAACUGACAAAAGGUC          AAGUACGUCACAGAAGGAUUGAGAAAAGCCGGCAUUCUGAGCGGAGAACAG          AAGAAGGCAAUCGUCGACCUGCUGUUAAGACAACAGAAAAGGUCACAGUC          AAGCAGCUGAAGGAAGACUACUUAAGAAGAUCAAGUUCUUCGACAGCGUC          GAAAUCAGCGGAGUCGAAGACAGAUUCAACGCAAGCCUGGGAACAUACCAC          GACCUGCUGAAGAUCAUCAAGGACAAGGACUUCUGGACAACGAAGAAAAC          GAAGACAUCUGGAAGACAUCGUCCUGACACUGACACUGUUCGAAGACAGA          GAAAUGAUCGAAGAAAGACUGAAGACAUAACGCACACCUGUUCGACGACAAG          GUCAUGAAGCAGCUGAAGAGAAGAAUACACAGGAUGGGGAAGACUGAGC          AGAAAGCUGAUCAACGGAAUCAGAGACAAGCAGAGCGGAAAGACAACUCCUG          GACUUCUGAAGAGCGACGGAUUCGCAAACAGAAACUUAUGCAGCUGAUC          CACGACGACAGCCUGACAUUCAAGGAAGACAUCAGAAAGGCACAGGUCAGC          GGACAGGGAGACAGCCUGCACGACACAUCGCAAACCUGGCAGGAAGCCCG          GCAAUCAAGAAGGGAAUCCUGCAGACAGUCAAGGUCGUCGACGAACUGGUC          AAGGUCAUGGGAAAGACACAAGCCGAAAACAUCGUCAUCGAAAUGGCAAGA          GAAAACCAGACAACACAGAAGGGACAGAAGAACAGCAGAGAAAAGAAUGAAG          AGAAUCGAAGAAGGAAUCAAGGAACUGGGAAGCCAGAUCUGAAGGAACAC          CCGGUCGAAAACACACAGCUGCAGAACGAAAAGCUGUACCUGUACUACCUG          CAGAACGGAAGAGACAUGUACGUCGACCAGGAACUGGACAUCAACAGACUG</p>	<p>223</p>

	<p>AGCGACUACGACGUCGACCACAUCGUCCCGCAGAGCUUCCUGAAGGACGAC  AGCAUCGACAACAAGGUCCUGACAGAAGCGACAAGAACAGAGGAAAGAGC  GACAACGUCCCGAGCGAAGAAGUCGUAAGAAGAUGAAGAACUACUGGAGA  CAGCUGCUGAACGCAAAGCUGAUCACACAGAGAAAGUUCGACAACCUGACA  AAGGCAGAGAGAGGAGGACUGAGCGAACUGGACAAGGCAGGAUUCAUCAAG  AGACAGCUGGUCGAAACAAGACAGAUCAACAAGCACCUGCGACAGAUCCUG  GACAGCAGAAUGAACACAAAGUACGACGAAAACGACAAGCUGAUCAGAGAA  GUCAAGGUCAUCACACUGAAGAGCAAGCUGGUCAGCGACUUCAGAAAGGAC  UUCGAGUUCUACAAGGUACAGAGAAAUCAACAACUACCACCACGCACACGAC  GCAUACCUGAACGCAGUCGUCGGAACAGCACUGAUCAGAAGUACCCGAAG  CUGGAAAGCGAAUUCGUCUACGGAGACUACAAGGUUACGACGUCAGAAAG  AUGAUCGCAAAGAGCGAACAGGAAAUCGGAAAGGCAACAGCAAAGUACUUC  UUCUACAGCAACAUCAUGAACUUCUUAAGACAGAAAUCACACUGGCAAAC  GGAGAAAUCAGAAAAGACCCGUGAUCGAAAACAAACGGAGAAAACAGGAGAA  AUCGUCUGGGACAAGGGAAGAGACUUCGCAACAGUCAGAAAGGUCCUGAGC  AUGCCGCGAGGUCAACAUCGUAAGAAGACAGAAGUCCAGACAGGAGGAUUC  AGCAAGGAAAGCAUCCUGCCGAAGAGAAAACAGCGACAAGCUGAUCGCAAGA  AAGAAGGACUGGGACCCGAAGAAGUACGGAGGAUUCGACAGCCCAGCAGUC  GCAUACAGCGUCCUGGUCGUCGCAAAGGUCGAAAAGGGAAAGAGCAAGAAG  CUGAAGAGCGUCAAGGAACUGCUGGAAUCACAAUCUAGGAAAGAAGCAGC  UUCGAAAAGAACCCGAUCGACUUCUGGAAGCAAAGGGAUACAAGGAAGUC  AAGAAGGACCUGAUCAUCAAGCUGCCGAAGUACAGCCUGUUCGAACUGGAA  AACGGAAAGAAAGAGAAUGCUGGCAAGCGCAGGAGAACUGCAGAAGGGAAAC  GAACUGGCACUGCCGAGCAAGUACGUAACUUCUGUACCUUGGCAAGCCAC  UACGAAAAGCUGAAGGGAAGCCCGAAGACAACGAACAGAAGCAGCUGUUC  GUCGAACAGCACAAAGCACUACCUGGACGAAAUCAUCGAACAGAUACAGCGAA  UUCAGCAAGAGAUCAUCCUGGCAGACGCAAACCUGGACAAGGUCCUGAGC  GCAUACAACAAGCACAGAGACAAGCCGAUCAGAGAACAGGCAGAAAACAU  AUCCACCUGUUCACACUGACAACCCUGGGAGCACCCGGCAGCAUUCAGUAC  UUCGACACAACAUCGACAGAAAGAGAUACACAAGCACAAAGGAAGUCCUG  GACGCAACACUGAUAACCAGAGCAUCACAGGACUGUACGAAAACAAGAAUC  GACCUGAGCCAGCUGGGAGGAGACGGAGGAGGAAGCCCGAAGAAGAAGAGA  AAGGUCCCGAAGAAGAAGAGAAAGGUC  GGAAGCGGAAGCCCGAAGAAGAAGAGAAAGGUCGACGGAAGCCCGAAGAAG  AAGAGAAAGGUCGACAGCGGAUAG</p>	
<p>Cas9 coding  sequence  encoding SEQ  ID NO: 222  using  minimal  uridine  codons (no  start or  stop codons;  suitable for  inclusion in  fusion  protein  coding  sequence)</p>	<p>GACAAGAAGUACAGCAUCGGACUGGACAUCGGAACAAACAGCGUCGGAUGG  GCAGUCAUCACAGACGAAUACAAGGUCCCGAGCAAGAAGUUAAGGUCCUG  GGAAACACAGACAGACACAGCAUCAAGAAGAACCUGAUCGGAGCACUGCTUG  UUCGACAGCGGGAAACAGCAGAAGCAACAAGACUGAAGAGAACAGCAAGA  AGAAGAUACACAAGAAGAAAGAACAGAAUUCGCUACCUGCAGGAAAUUCUUC  AGCAACGAAAUGGCAAGGUCGACGACAGCUUCUUCACAGACUGGAAGAA  AGCUUCCUGGUCGAAAGAAGACAAGAAGCACGAAAGACACCCGAUCUUCGGA  AACAUUCGUCGACGAAGUCGCAUACCACGAAAAGUACCCGACAAUCUACCAC  CUGAGAAAGAAGCUGGUCGACAGCACAGACAAGGCAGACCUGAGACUGAUC  UACCUGGCACUGGCACACAUGAUCAGUUAAGUUCAGAGGACACUUCUGAUCGAA  GGAGACCUGAACCCGGACAACAGCGACGUCGACAAGCUGUUAUCCAGCUG  GUCCAGACAUACAACCAGCUGUUCGAAAGAAAACCCGAUCAACGCAAGCGGA  GUCGACGCAAAGGCAAUCCUGAGCGCAAGACUGAGCAAGAGCAGAAAGACUG  GAAAACCUGAUCGCACAGCUGCCGGGAGAAAAGAAGAACGGACUGUUCGGA  AACCUGAUCGCACUGAGCCUGGGACUGACACCGAACUUAAGAGCAACUUC  GACCUGGCAGAAGACGCAAAGCUGCAGCUGAGCAAGGACACAUACGACGAC  GACCUGGACAACCUGCUGGCACAGAUCCGGAGACCAGUACGCAGACCUGUUC  CUGGCAGCAAAGAACCUGAGCGACGCAAUCCUGCUGAGCGACAUCUGGAGA  GUCAACACAGAAAUCACAAAGGCACCCGUGAGCGCAAGCAUGAUCAGAGA  UACGACGAACACCACAGGACCGACACUGCUGAAGGCACUGGACAGACAG  CAGCUGCCGGAAAAGUACAAGGAAAUCUUCUUCGACCAGAGCAAGAAGCGGA  UACGCAGGAUACAUCGACGGAGGAGCAAGCCAGGAAGAAUUCUACAAGUUC  AUCAAGCCGAUCCUGGAAAAGAUAGGACGGAACAGAAGAACUGCUGGUCGAA  CUGAACAGAGAAGACCUGCUGAGAAAGCAGAGAACAUCGACAACCGGAAGC</p>	<p>224</p>

	<p>AUCCCGCACCAGAUCACCUGGGAGAACUGCAGCGCAAUCCUGAGAAGACAG GAAGACUUCUACCCGUUCCUGAAGGACAACAGAGAAAAGAUCCGAAAAGAU CUGACAUCAGAAUCCCGUACUACGUCGGACCGCUGGCAAGAGGAAACAGC AGAUUCGCAUGGAUGACAAGAAAGAGCGAAGAAACAAUCACACCGUGGAAC UUCGAAGAAGUCGUCGACAAGGGAGCAAGCGCACAGAGCUUCAUCGAAAGA AUGACAAACUUCGACAAGAACCUGCCGAACGAAAAGGUCCUGCCGAAGCAC AGCCUGCUGUACGAAUACUUCACAGUCUACAACGAACUGACAAAGGUCAAG UACGUCACAGAAGGAAUGAGAAAAGCCGGCAUCCUGAGCGGAGAACAGAAG AAGGCAAUCGUCGACCUGCUGUUAAGACAAAACAGAAAGGUCACAGUCAAG CAGCUGAAGGAAGACUACUUAAGAAGAUCCGAAUGCUUCGACAGCGUCGAA AUCAGCGGAGUCGAAGACAGAUUCAACGCAAGCCUGGGAAACAUACCACGAC CUGCUGAAGAUCAUCAAGGACAAGGACUUCUCCUGGACAACGAAGAAAACGAA GACAUCCUGGAAGACAUCGUCCUGACACUGACACUGUUCGAAGACAGAGAA AUGAUCGAAGAAAAGACUGAAGACAUAACGCACACCUGUUCGACGACAAGGUC AUGAAGCAGCUGAAGAGAAGAAGAUACACAGGAUGGGGAAAGACUGAGCAGA AAGCUGAUCAACGGAAUCAGAGACAAGCAGAGCGGAAAGACAAUCCUGGAC UUCUGAAGAGCGAGACGAAUUCGCAAAACAGAAACUUCUUCGACGUCGUAUC GACGACAGCCUGACAUCUUAAGGAAGACAUCAGAAAGGCACAGGUCAGCGGA CAGGGAGACAGCCUGCACGAACACAUCGCAAACCUGGCAGGAAGCCCGGCA AUCAGAAGGAAUCCUGCAGACAGUCAAGGUCGUCGACGAACUGGUCGAAAG GUAUGGGAAAGACACAAGCCGGAAAACAUUCGUAUCGAAAUGGCAAGAGAA AACCAGACAACACAGAAGGGACAGAAGAACAGCAGAGAAAAGAAUGAAGAGA UUCGAAGAAGGAAUCAAGGAACUGGGAAGCCAGAUCUGAAGGAACACCCG GUCGAAAACACACAGCUGCAGAAACGAAAAGCUGUACCUUACUACUCCUGCAG AACGGAAGAGACAUGUACGUCGACCAGGAACUGGACAUCAACAGACUGAGC GACUACGACGUCGACCACAUCGUCCCGAGAGCUUCCUGAAGGACGACAGC AUCGACAACAAGGUCCUGACAAGAAGCGACAAGAACAGAGGAAAGAGCGAC AACGUCCCGAGCGAAGAAGUCGUAAGAAGAUGAAGAACUACUGGAGACAG CUGCUGAACGCAAAGCUGAUCACACAGAGAAAAGUUCGACAACCUGACAAG GCAGAGAGAGGAGGACUGAGCGAACUGGACAAGGCAGGAUUCAUCAAGAGA CAGCUGGUCGAAAACAAGACAGAUACAAAAGCAGCUGCGACAGAUCCUGGAC AGCAGAAUGAACACAAGUACGACGAAAACGACAAGCUGAUCAGAGAAGUC AAGGUCAUCACACUGAAGAGCAAGCUGGUCAGCGACUUCAGAAAGGACUUC CAGUUCUACAAGGUCAGAGAAAUCAACAACUACCACCACGACACGACGCA UACCUGAACGACGUCGUCGGAACAGCACUGAUCAGAAGUACCCGAAGCUG GAAAGCGAAUUCGUCUACGGAGACUACAAGGUCUACGACGUCAGAAAAGAU AUCGCAAAGAGCGAACAGGAAUUCGAAAGGCAACAGCAAAGUACUUCUUC UACAGCAACAUCAUGAACUUCUUAAGACAGAAAUCACACUGGCAAACGGA GAAAUCAGAAAGAGACCCGUGAUCGAAAACAAACGGAGAAAACAGGAAUUC GUCUGGGACAAGGGAAGAGACUUCGCAACAGUCAGAAAAGGUCCUGAGCAUG CCGCAAGGUCAACUUCGUAAGAAGACAGAAGUCCAGACAGGAGGAUUCAGC AAGGAAAGCAUCCUGCCGAAGAGAAACAGCGACAAGCUGAUCGCAAGAAAG AAGGACUGGGACCCGAAGAAGUACGGAGGAUUCGACAGCCGACAGUCGCA UACAGCGUCCUGGUCGUCGCAAAGGUCGAAAAGGGAAAAGCAAGAAGCUG AAGAGCGUCAAGGAACUGCUGGGAAUCACAAUCAUGGAAAGAAGCAGCUUC GAAAAGAACCAGCAGCAGUUCUCCUGGAAGCAAAGGGAUACAAGGAAGUCAAG AAGGACCUGAUCAUCAAGCUGCCGAAGUACAGCCUGUUCGAACUGGAAAAC GGAAGAAAGAGAAUGCUGGCAAGCGCAGGAGAACUGCAGAAGGGAAACGAA CUGGCACUGCCGAGCAAGUACGUAACUUCUCCUGUACCGGCAAGCCACUAC GAAAAGCUGAAGGGAAGCCCGGAAGACAACGAACAGAAAGCAGCUGUUCGUC GAACAGCACAAAGCACUACCUGGACGAAAUCAUCGAACAGAUACAGCGAAUUC AGCAAGAGAGUCAUCCUGGACAGCGCAAACCUGGACAAGGUCCUGAGCGCA UACAACAAGCACAGAGACAAGCCGAUCAGAGAACAGGCAGAAAACAUCUUC CACCUGUUCACACUGACAAACCUGGGAGCACCGGCAGCAUUAAGUACUUC GACACAACAUCGACAGAAAGAGAUACACAAGCACAAAGGAAGUCCUGGAC GCAACACUGAUCCACCAGAGCAUCACAGGACUGUACGAAAACAAGAUCGAC CUGAGCCAGCUGGGAGGAGACGGAGGAGGAAGCCCGAAGAAGAAGAGAAAAG GUCCCGAAGAAGAAGAGAAAGGUC GGAAGCGGAAGCCCGAAGAAGAAGAGAAAGGUCGACGGAAAGCCCGAAGAAG AAGAGAAAGGUCGACAGCGGA</p>	
--	--	--



<p><b>Amino acid sequence of Cas9 nickase with two nuclear localization signals as the C-terminal amino acids</b></p>	<p>MDKKYSIGLAIGTNSVGVAVITDEYKVPSSKFKVLGNTDRHSIKKNLIGAL          LFDSGETAEATRLKRTARRRYTRRNRI CYLQEI FSNEMAKVDDSFHRL          ESFLVEEDKKHERHPIFGNIVDEVAYHEKYPTIYHLRKKLVDSTDKADLRL          IYLALAHMIKFRGHFLIEGDLNPDNSDVDKLFIQLVQTYNQLFEENPINAS          GVDAKAILSARLSKSRLENLIAQLPGEKKNLFGNLI ALSLGLTPNFKSN          FDLAEDAKLQLSKDTYDDDLNLLAQIGDQYADLFLLAKNLSDAILLSDIL          RVNTEITKAPLSASMIKRYDEHHQDLTLLKALVRQQLPEKYKEIFFDQSKN          GYAGYIDGGASQEEFYKFIKPILEKMDGTEELLVKLNREDLLRKQRTFDNG          SIPHQIHLGELHAILRRQEDFY PFLKDNREKIEKILTFRI PYYVGPLARGN          SRFAMTRKSEETITPWNFEVVVDKGASAQSFIERMTNFKNLPNEKVLPK          HSLLYEYFTVYNELTKVKYVTEGMRKPAFLSGEQKKAIVDLLFKTNRKVTV          KQLKEDYFKIECFDSVEISGVEDRFNASLGTYHDLKIKDKDFLDNEEN          EDILEDIVLTLTLFEDREMI EERLKYAHLFDDKVMKQLKRRRYTGWGRLS          RKLINGIRDKQSGKTILDFLKS DGFANRNFQMLIHDDSLTFKEDIQKAQVS          GQGDSLHEHIANLAGSPAIKKGI LQTVKVVDELVKVMGRHKPENIVIEMAR          ENQTTQKQKNSRERMKRIE EGIKELGSQILKEHPVENTQLQNEKLYLYL          QNGRDMYVDQELDINRLSDYDVDHIVPQSFLKDDSIDNKVLT RSDKNRGRS          DNVPSEEVVKKMKNYWRQLLNAKLITQRKFDNLTKAERGGLSELDKAGFIK          RQLVETRQITKHVAQILDSRMNTKYDENDKLIREVKVITLKSCLVSDFRKD          FQFYKVREINNYHHAHDAYLNAVVG TALIKKYPKLESEFVYGDYKVYDVRK          MIAKSEQEIGKATAKYFFYSNIMNFFKTEITLANGEIRKRPLIETNGETGE          IVWDKGRDFATVRKVL SMPQVNI VKKTEVQTGGFSKESILPKRNSDKLIAR          KKDWDPKKYGGFDSPTVAYSVLVAKVEK GKSKKLSVKELLGITIMERS          FEKNPIDFLEAKGYKEVKKDLI IKLPKYSLFELENGRKRMLASAGELQKGN          ELALPSKYVNFYLYLASHYEKLGKSPEDNEQKQLFVEQHKHYLDEIEEQISE          FSKRVILADANLDKVL SAYNKH RDKPIREQAENI IHLFTLTNLGAPAAFY          FDTTIDRKRYTSTKEVLDATLIHQSI TGLYETRIDLSQLGGDGS GSPKKKR          KVDGSPKKKRVDSG</p>	<p>225</p>
<p><b>Cas9 nickase mRNA ORF encoding SEQ ID NO: 25 using minimal uridine codons as listed in Table 3, with start and stop codons</b></p>	<p>AUGGACAAGAAGUACAGCAUCGGACUGGCAAUCGGAACAAACAGCGUCGGA          UGGGCAGUCAUCACAGACGAUAACAAGGUCCGAGCAAGAAGUUCAAGGUC          CUGGGAACACAGACAGACACAGCAUCAAGAAGAACCUGAUCGGAGCACUG          CUGUUCGACAGCGGAGAAACAGCAGAAGCAACAAGACUGAAGAGAACAGCA          AGAAGAAGAUACACAAGAAGAAAGAACAGAAUCUGCUACCUGCAGGAAAU          UUCAGCAACGAAUAGGCAAAGGUCGACGACAGCUUCCUCCACAGACUGGAA          GAAAGCUUCCUGGUCGAAAGACAAAGACGAAAGACACCCGAUCUUC          GGAAACAUCGUCGACGAAGUCGCAUACCACGAAAAGUACCCGACAUCUAC          CACCUGAGAAAGAAGCUGGUCGACAGCACAGACAAGGCAGACCUGAGACUG          AUCUACCUGGCACUGGCACACAUGAUAAGUUCAGAGGACACUCCUGAUC          GAAGGAGACCUGAACCCGGACAACAGCGACGUCGACAAGCUGUUCAUCCAG          CUGGUCCAGACAUACAACCAGCUGUUCGAAGAAAACCCGAUCAACGCAAGC          GGAGUCGACGCAAAGGCAAUCCUGAGCGCAAGACUGAGCAAGAGCAGAAGA          CUGGAAAACCGAUCGACAGCUGCCGGGAGAAAAGAAACGGACUGUUC          GGAAACCUGAUCGACUGAGCCUGGGACUGACACCGAACUUCAAGAGCAAC          UUCGACCUGGCAGAAGACGCAAAGCUGCAGCUGAGCAAGGACACAUACGAC          GACGACCUGGACAACCUGCUGGCACAGAUCCGAGACCAGUACGCAGACCUG          UUCUGGCAGCAAAGAACCUGAGCGACGCAAUCCUGCUGAGCGACAUCUG          AGAGUCAACACAGAAAUCACAAAGGCACCGCUGAGCGCAAGCAUGAUC AAG          AGAUACGACGAACACCAGGACCUGACACUGCUGAAGGCACUGGUCAGAG          CAGCAGCUGCCGAAAAGUACAAGGAAAUCUUCUUCGACCAAGAGCAGAAG          GGUAUCGCAGGAUACAUCGACGGAGGAGCAAGCCAGGAAGAAUUCUACAAG          UUCAUCAAGCCGAUCCUGGAAAAGAUAGGACGGAACAGAAGAACUGCUGGUC          AAGCUGAACAGAGAAGACCUGCUGAGAAAAGCAGAGAACAUCGACAACGGA          AGCAUCCCGCACCAGAUCCACCUGGGAGAACUGCAGCAAUCCUGAGAAGA          CAGGAAGACUUCUACCCGUUCCUGAAGGACAACAGAGAAAAGAUCAAAG          AUCCUGACAUUCAGAAUCCCGUACUACGUCGACCGCUGGCAAGAGGAAAC          AGCAGAUUCGCAUGGACAAAGAAAGAGCAGAAAGAAACAUCACACCGUGG          AACUUCGAAGAAGUCGUCGACAAGGGAGCAAGCGCACAGACUUCUUCGAA          AGAAUGACAAACUUCGACAAGAACCUGCCGAACGAAAAGGUCCUGCCGAAG          CACAGCCUGCUGAUCGAAUUCUUCACAGUCUACAACGAACUGACAAGGUC</p>	<p>226</p>

	<p>AAGUACGUCACAGAAGGAAUGAGAAAGCCGGCAUCCUGAGCGGAGAACAG  AAGAAGGCAAUCGUCGACCUGCUGUCCAAGACAAACAGAAAGGUCACAGUC  AAGCAGCUGAAGGAAGACUACUCCAAGAAGAUCCGAAUGCUUCGACAGCGUC  GAAAUCAGCGGAGUCGAAGACAGAUUCAACGCAAGCCUGGGAACAUACCAC  GACCUGCUGAAGAUAUCAAGGACAAGGACUCCUGGACAACGAAGAAAAC  GAAGACAUCUCCUGGAAGACAUCGUCCUGACACUGACACUGUUCGAAGACAGA  GAAAUGAUCGGAAGAAAGACUGAAGACAUACGCACACCUGUUCGACGACAAG  GUCAUGAAGCAGCUGAAGAGAAGAAGAUACACAGGAUGGGGAAGACUGAGC  AGAAAGCUGAUCAACGGAAUCAGAGACAAGCAGAGCGGAAAGACAUCUCCUG  GACUUCUGAAGAGCGACGGAUUCGCAAACAGAAACUUAUGCAGCUGAUC  CAGCAGCAGCCUGACAUUCAAGGAAGACAUCAGGACAGGACAGGUCAGC  GGACAGGGAGACAGCCUGCAGCAACAUUCGCAAACCCUGGCAGGAAGCCCG  GCAAUCAAGAAGGGAAUCCUGCAGACAGUCAAGGUCGUCGACGAACUGGUC  AAGGUCUAGGGAAAGACACAAGCCGGAAAACAUCGUCAUCGAAAUGGCAAGA  GAAAACCAGACAACACAGAAGGGACAGAAGAAGCAGAGAAAAGAAUGAAG  GAAUCGAAAGGAUCAAGGAACUGGGAAGCCAGAUCUGAAGGAACAC  CCGGUCGAAAACACACAGCUGCAGAACGAAAAGCUGUACCUUACUACCUUG  CAGAACGGAAAGAGACAUGUACGUCGACCAGGAACUGGACAUAACAGACUG  AGCGACUACGACGUCGACCACAUCGUCCCGCAGAGCUUCCUGAAGGACGAC  AGCAUCGACAACAAGGUCCUGACAAGAAGCGACAAGAAGCAGAGGAAAGAGC  GACAACGUCCCGAGCGAAGAAGUCGUAAGAAGAUAGAAGAACUACUGGAGA  CAGCUGCUGAACGCAAAGCUGAUCACACAGAGAAAGUUCGACAACCUGACA  AAGGCAGAGAGAGGAGGACUGAGCGAACUGGACAAGGCAGGAUUCAUCAAG  AGACAGCUGGUCGAAAACAAGACAGAUCAACAAGCAGCUGCGACACAGCCUG  GACAGCAGAAUGAACACAAAGUACGACGAAAACGACAAGCUGAUCAGAGAA  GUCAAGGUCAUCACACUGAAGAGCAAGCUGGUCAGCGACUUCAGAAAGGAC  UUCAGUUCUACAAGGUCAGAGAAAUCAACAACUACCACCACGCACACGAC  GCAUACCUAAGCAGUCGUCGGAACAGCACUGAUCAGAAAGUACCCGAAG  CUGGAAAGCGAAUUCGUCUACGGAGACUACAAGGUCUACGACGUCAGAAAG  AUGAUCGCAAAGAGCGAACAGGAAAUCGGAAAGGCAACAGCAAAGUACUUC  UUCUACAGCAACAUAGAACUUCUUAAGACAGAAAUCACACUGGCAAAAC  GGAGAAAUCAGAAAAGACCCGUGAUCGAAAACAACGGAGAAAACAGGAGAA  AUCGUCUGGGACAAGGGAAGAGACUUCGCAACAGUCAGAAAAGGUCCUGAGC  AUGCCCGCAGGUAACAUCGUCAAGAAGACAGAAGUCCAGACAGGAGGAUUC  AGCAAGGAAAGCAUCCUGCCGAAGAGAAAACAGCGACAGCUGAUCGCAAGA  AAGAAGGACUGGGACCCGAAGAAGUACGGAGGAUUCGACAGCCCGACAGUC  GCAUACAGCGUCCUGGUCGUCGCAAAGGUCGAAAAGGGAAAGAGCAAGAAG  CUGAAGAGCGUCAAGGAACUGCUGGGAUACAAUCAUGGAAAGAAAGCAGC  UUCGAAAAGAACCCGACUCCUGGACUUCUCCUGGAAGCAAAGGGAUACAAGGA  AAGAAGGACCUGAUCAUCAAGCUGCCGAAGUACAGCCUGUUCGAACUGGAA  AACGGAAGAAAGAGAAUGCUGGCAAGCGCAGGAGAACUGCAGAAGGGAAAC  GAACUGGCACUGCCGAGCAAGUACGUAACUUCUGUACCUCCUGGCAAGCCAC  UACGAAAAGCUGAAGGGAAAGCCCGAAGACAACGAACAGAAGCAGCUGUUC  GUCGAACAGCACAAGCACUACCUGGACGAAAUCAUCGAAACAGAUACAGCGAA  UUCAGCAAGAGAGUCAUCCUGGCAGACGCAAACCUGGACAAGGUCCUGAGC  GCAUACAACAAGCACAGAGACAAGCCGAUCAGAGAACAGGCAGAAAACAUC  AUCCACCUGUUCACACUGACAAAACCUGGGAGCACCCGGCAGCAUUCAGUAC  UUCGACACAACAUCGACAGAAAGAGAUACACAAGCACAAAGGAAGUCCUG  GACGCAACACUGAUCCACCAGAGCAUCACAGGACUGUACGAAAACAAGAAUC  GACCUGAGCCAGCUGGGAGGAGACGGAAGCGGAAGCCGAAGAAGAAGAGA  AAGGUCGACGGAAAGCCGAAGAAGAAGAGAAAAGGUCGACAGCGGAUAG</p>	
<p><b>Cas9 nickase coding sequence encoding SEQ ID NO: 25 using minimal uridine codons (no start or</b></p>	<p>GACAAGAAGUACAGCAUCCGACUGGCAUCCGGAACAACAGCGUCGGAUGG  GCAGUCAUCACAGACGAAUACAAGUCCCGAGCAAGAAGUUAAGGUCCUG  GGAAAACACAGACAGACACAGCAUCAAGAAGAACCUGAUCGGAGCACUCCUG  UUCGACAGCGGAGAAAACAGCAGAAGCAACAAGACUGAAGAGAACAGCAAGA  AGAAGAUACACAAGAAGAAAGAACAGAAUCUGCUACCUGCAGGAAAUCUUC  AGCAACGAAAUGGCAAAGGUCGACGACAGCUUCUCCACAGACUGGAAGAA  AGCUUCCUGGUCGAAAGAAGACAAGAAGCACGAAAGACACCCGAUCUUCGGAA  AACAUUCGUCGACGAAGUCGCAUACCACGAAAAGUACCCGACAAUCUACCAC  CUGAGAAAAGAACGUGGUCGACAGCACAGACAAGGCAGACCUGAGACUGAUC  UACCUGGCACUGGCACACAUGAUCAGUUCAGAGGACACUUCUGAUCGAA</p>	<p>227</p>

<p><b>stop codons; suitable for inclusion in fusion protein coding sequence)</b></p>	<p>GGAGACCUGAACCCGGACAACAGCGACGUCGACAAGCUGUUAUCCAGCUG GUCCAGACAUACAACCAGCUGUUCGAAGAAAACCCGAUCAACGCAAGCGGA GUCGACGCAAAGGCAAUCCUGAGCGCAAGACUGAGCAAGAGCAGAAGACUG GAAAACCUGAUCGCACAGCUGCCGGGAGAAAAGAAGAACGGACUGUUCGGA AACCUGAUCGCACUGAGCCUGGGACUGACACCGAACUUAAGAGCAACUUC GACCUGGCAGAAGACGCAAAGCUGCAGCUGAGCAAGGACACAUAACGACGAC GACCUGGACAACCUGCUGGCACAGAUCGGAGACCAGUACGCAGACCUGUUC CUGGCAGCAAAGAACCUGAGCGACGCAAUCCUGCUGAGCGACAUCCUGAGA GUCAACACAGAAAUCACAAAGGCACCGCUGAGCGCAAGCAUGAUCAAGAGA UACGACGAACACCACCAGGACCGACACUGCUGAAGGCACUGGUCAGACAG CAGCUGCCGGAAAAGUACAAGGAAAUCUUCUUCGACCAGAGCAAGAACGGA UACGCAGGAUACAUCGACGGAGGAGCAAGCCAGGAAGAAUUCUACAAGUUC AUCAAGCCGAUCCUGGAAAAGAUUGACGGAAACAGAAACUGCUGGUCAAG CUGAACAGAGAAGACCUGCUGAGAAAAGCAGAGAACAUCGACAACCGGAAGC AUCCCGCACCCAGAUCCACCUGGGAGAACUGCAGCCAAUCCUGAGAAGACAG GAAGACUUCUACCCGUUCCUGAAGGACAACAGAGAAAAGAUCAAGAAAAGUUC GUGACAUUCAGAAUCCCGUACUACGUCGGACCGCUGGCAAGAGGAAAACGAC AGAUUCGCAUGGAUGACAAGAAAGAGCGAAGAAACAUAACACCCUGGGAAC UUCGAAGAAGUCGUCGACAAGGGAGCAAGCGCACAGAGCUUCAUCGAAAGA AUGACAAACUUCGACAAGAACCUGCCGAACGAAAAGGUCCUGCCGAAGCAC AGCCUGCUGUACGAAUACUUCACAGUCUACAACGAACUGACAAAGGUCAG UACGUCACAGAAGGAAUGAGAAAGCCGGCAUCCUGAGCGGAGAACAGAAAG AAGGCAAUCGUCGACCCUGUUCUUCAGACAACAGAAAAGGUCACAGUCAAG CAGCUGAAGGAAAGACUACUUCAGAAAGAUUGAAUUCUUCGACAGCGUGAA AUCAGCGGAGUCGAAGACAGAUUCAACGCAAGCCUGGGAAACUAACCACGAC CUGCUGAAGAUCAUCAAGGACAAGGACUUCUGGACAACGAAGAAAACGAA GACAUCCUGGAAGACAUCGUCCUGACACUGACACUGUUCGAAGACAGAGAA AUGAUCGAAGAAAAGACUGAAGACAUACGCACACCUGUUCGACGACAAGGUC AUGAAGCAGCUGAAGAGAAGAAGAUACACAGGAUGGGGAAGACUGAGCAGA AAGCUGAUCAACGGAAUCAGAGACAAGCAGAGCGGAAAAGACAAUCCUGGAC UUCUGAAGAGCGACGGAUUCGCAACAGAAAACUUCUUCGACGUGAUCCAC GACGACAGCCUGACAUUAAGGAAGACAUCCAGAAGGCACAGGUCAGCGGA CAGGGAGACAGCCUGCACGAACACAUCGCAAACCUGGCAGGAAGCCCGGCA AUCAAGAAGGAAUCCUGCAGACAGUCAAGGUCGUCGACGAACUGGUCAAG GUCAUGGGAAGACACAAGCCGGAAAACAUCGUCAUCGAAAUGGCAAGAGAA AACCAGACAACACAGAAGGGACAGAAGAACAGCAGAGAAAAGAAUGAAGAGA AUCGAAGAAGGAAUCAAGGAACUGGGAAGCCAGAUCUUCGAAGGAACACCCG GUCGAAAACACACAGCUGCAGAACGAAAAGCUGUACCUUACUACCCUGCAG AACGGAAGAGACAUGUACGUCGACCCAGGAACUGGACAUCAACAGACAGC GACUACGACGUCGACCAUCGUCCCGCAGAGCUUCCUGAAGGACGACAGC AUCGACAACAAGGUCCUGACAAGAAGCGACAAGAACAGAGGAAAGAGCGAC AACGUCCGAGCGAAGAAGUCGUCAAGAAGAUGAAGAACUACUGGAGACAG CUGCUGAACGCAAAGCUGAUCACACAGAGAAAGUUCGACAACCUGACAAAG GCAGAGAGAGGAGGACUGAGCGAACUGGACAAGGCAGGAUUCUACAAGAGA CAGCUGGUCGAAAACAAGACAGAUCAAAAGCAGCUGGCACAGAUCCUGGAC AGCAGAAUGAACACAAAAGUACGACGAAAACGACAAGCUGAUCAGAGAAGUC AAGGUCAUCACACUGAAGAGCAAGCUGGUCAGCGACUUCAGAAAAGGACUUC CAGUUCUACAAGGUCAGAGAAAUCAACAACUACCACCACGCACACGACGCA UACCUGAACGCAGUCGUCGGAACAGCACUGAUAAGAAGUACCCGAAGCUG GAAAGCGAAUUCGUCUACGGAGACUACAAGGUCUACGACGUCAGAAAAGU AUCGCAAAGAGCGAACAGGAAUUCGAAAAGGCAACAGCAAAGUACUUCUUC UACAGCAACAUAUGAACUUCUUCUUCAGACAGAAAUCACACUGGCAAACGGA GAAAUCAGAAAAGAGACCGCUGAUCGAAAACAAACGGAGAAAACAGGAGAAAUC GUCUGGGACAAAGGAAAGAGACUUCGCAACAGUCAGAAAAGGUCCUGAGCAUG CCGACAGGUCAACAUCGUCAAGAAGACAGAAGUCCAGACAGGAGGAUUCAGC AAGGAAAGCAUCCUGCCGAAGAGAAAACAGCGACAAGCUGAUCGCAAGAAAG AAGGACUGGGACCCGAAGAAGUACGGAGGAUUCGACAGCCGACAGUCGCA UACAGCGUCCUGGUCGUCGCAAAGGUCGAAAAGGAAAAGAGCAAGAAGCUG AAGAGCGUCAAGGAACUGCUGGGAAUCACAAUCAUGGAAAAGAAAGCAGCUUC GAAAAGAACCAGAUCCUGGAAAGCAAAGGGAUACAAGGAAGUCAAG AAGGACCUGAUCAUCAAGCUGCCGAAGUACAGCCUGUUCGAACUGGAAAAC</p>
--	--

	<p>GGAAGAAAGAGAAUGCUGGCAAGCGCAGGAGAACUGCAGAAGGGAAACGAA                  CUGGCACUGCCGAGCAAGUACGUCAACUUCUGUACCUGGCAAGCCACUAC                  GAAAAGCUGAAGGGAAGCCCGGAAGACAACGAACAGAAGCAGCUGUUCGUC                  GAACAGCACAAAGCACUACCUGGACGAAAUCAUCGAACAGAUCAGCGAAUUC                  AGCAAGAGAGUCAUCCUGGACGACGAAACCUGGACAAGGUCCUGAGCGCA                  UACAACAAGCACAGAGACAAGCCGAUCAGAGAACAGGCAGAAAACAUCAUC                  CACCUGUUCACACUGACAAACCUGGGAGCACCAGGACCAUUAAGUACUUC                  GACACAACAUCGACAGAAAGAGAUACACAAGCACAAAGGAAGUCCUGGAC                  GCAACACUGAUCACCAGAGCAUCACAGGACUGUACGAAACAAGAUCGAC                  CUGAGCCAGCUGGGAGGAGAC                  GGAAGCGGAAGCCCGAAGAAGAAGAGAAAGGUCGACGGAAGCCCGAAGAAG                  AAGAGAAAGGUCGACAGCGGA</p>	
<p><b>Amino acid sequence of dCas9 with two nuclear localization signals as the C-terminal amino acids</b></p>	<p>MDKKYSIGLAIGTNSVGVAVITDEYKVPSSKFKVLGNTRHSIKKNLIGAL                  LFDSETAEATRLKRTARRRYTRRNRI CYLQE IFSNEMAKVDDSFHRLE                  ESFLVEEDKKHERHPIFGNIVDEVAYHEKYPTIYHLRKKLVDSTDKADLRL                  IYLAHMIKFRGHFLIEGDLNPDNSDVKLFIQLVQTYNQLFEENPINAS                  GVDAKAILSARLSKSRLENLIAQLPGEKKNLFGNLI ALSGLTPNFKSN                  FDLAEDAKLQLSKDTYDDDLNLLAQIGDQYADLFLAAKNLSDAILLSLIL                  RVNTEITKAPLSASMIKRYDEHHQDLTLKALVRQQLPEKYKEIFFDQSKN                  GYAGYIDGGASQEEFYKFIKPILEKMDGTEELLVKNREDLLRKRQRTFDNG                  SIPHQIHLGELHAILRRQEDFY PFLKDNREKIEKILTFRI PYYVGPLARGN                  SRFWMTRKSEETITPWNFEVVDKGASAQSFIERMTNFDKNLPNEKVLPK                  HSLLYEYFTVYNELTKVKYVTEGMRKPAFLSGEQKKAIVDLLFKTNRKVTV                  KQLKEDYFKKIECFDSVEISGVEDRFNASLGTYHDLKLIKDKDFLDNEEN                  EDILEDIVLTLTFEDREMIEERLKYAHLFDDKVMKQLKRRRYTGWGRLS                  RKLINGIRDKQSGKTI LDFLKSDFANRNFMLIHDDSLTFKEDIQKAQVS                  QGDLSLHEHIANLAGSPAIKKGI LQTVKVVDELVKVMGRHKPENIVIEMAR                  ENQTTQKGQKNSRERMKRIEEG I KELGSQILKEHPVENTQLQNEKLYLYL                  QNGRDMYVDQELDINRLSDYDVAIVPQSFLKDDSIDNKVLRSDKNRGS                  DNVPSEEVKKMKNYWRQLLNAKLITQRKFDNLTKAERGGLSELDKAGFIK                  RQLVETRQITKHVAQILD SRMNTKYDENDKLIREVKVITLKSCLVSDFRKD                  FQFYKVIENNYHHAHDAYLNAVVGTA LIKKYPKLESEFVYGDYKVYDVRK                  MIAKSEQEIGKATAKYFFYSNIMNFFKTEITLANGEIRKRPLIETNGETGE                  IVWDKGRDFATVRKVL SMPQVNI VKKTEVQTGGFSKESILPKRNSDKLIAR                  KKDWDPKKYGGFDSPTVAYSVLVVAKEKGSKKLKSVKELLGITIMERS                  FEKNPIDFLEAKGYKEVKDLI IKLPKYSLFELENGRKRMLASAGELQKGN                  ELALPSKYVNFYLYLASHYEKLGSPEDNEQQLFVEQHKHYLDEIIEQISE                  FSKRVILADANLDKVL SAYNKHRDKPIREQAENI IHLFTLNLGAPAAFKY                  FDTTIDRKRYTSTKEVLDATLIHQSI TGLYETRIDLSQLGGDGS GSPKKKR                  KVDGSPKKKRKVD SG</p>	<p>228</p>
<p><b>dCas9 mRNA ORF encoding SEQ ID NO: 228 using minimal uridine codons, with start and stop codons</b></p>	<p>AUGGACAAGAAGUACAGCAUCGGACUGGCAAUCCGGAACAAACAGCGUCGGA                  UGGGCAGUCAUCACAGACGAAUACAAGGUCCGAGCAAGAAGUUAAGGUC                  CUGGGAAACACAGACAGACACAGCAUCAAGAAGAACCUGAUCGGAGCACUG                  CUGUUCGACAGCGGAGAAACAGCAGAAGCAACAAGACUGAAGAGAACAGCA                  AGAAGAAGAUACACAAGAAGAAAGAACAGAAUCUGCUACCUGCAGGAAUUC                  UUCAGCAACGAAAUGGCAAAGGUCGACGACAGCUUCUCCACAGACUGGAA                  GAAAGCUUCCUGGUCGAAGAAGACAAGAAGCACGAAAGACACCCGAUCUUC                  GGAAACAUCGUCGACGAAGUCGAUACCACGAAAAGUACCCGACAUCUAC                  CACCUGAGAAAGAAGCUGGUCGACAGCACAGACAAGGCAGACCUGAGACUG                  AUCUACCUGGCACUGGCACACAUGAUAAGUUCAGAGGACACUUCUGAUC                  GAAGGAGACCUGAACCCGGACAACAGCGACGUCGACAAGCUGUUAUCCAG                  CUGGUCCAGACAUACAACCAGCUGUUCGAAGAAAACCCGAUCAACGCAAGC                  GGAGUCGACGCAAAGGCAAUCCUGAGCGCAAGACUGAGCAAGAGCAGAAGA                  CUGGAAAACCUGAUCGACAGCUGCCGGGAGAAAAGAAGACGGACUGUUC                  GAAACCUGAUCGACUGAGCCUGGGACUGACACCGAACUUAAGAGCAAC                  UUCGACCUGGACAAGACGCAAAGCUGCAGCUGAGCAAGGACACAUACGAC                  GACGACCUGGACAACCUGCUGGCACAGAUCCGAGACCAGUACGACAGCCUG                  UUCUGGCAGCAAAGAACCUGAGCGACGCAAUCCUGCUGAGCGACAUCUG                  AGAGUCAACACAGAAAUCACAAGGCACCGCUGAGCGCAAGCAUGAUAAG</p>	<p>229</p>

<p>AGAUACGACGAACACCACCAGGACCUGACACUGCUGAAGGCACUGGUCAGA CAGCAGCUGCCGAAAAAGUACAAGGAAAUCUUCUUCGACCAGAGCAAGAAC GGAUACGCAGGAUACAUCGACGGAGGAGCAAGCCAGGAAGAAUUCUACAAG UUCAUCAAGCCGAUCCUGGAAAAGAUGGACGGAACAGAAGAACUGCUGGUC AAGCUGAACAGAGAAGACCUGCUGAGAAAAGCAGAGAACAUCGACAACGGA AGCAUCCCGCACCAGAUCCACCUGGGAGAACUGCACCCAAUCCUGAGAAGA CAGGAAGACUUCUACCCGUUCCUGAAGGACAACAGAGAAAAGAUCGAAAAG AUCCUGACAUUCAGAAUCCCGUACUACGUCGGACCUGGCAAGAGGAAAC AGCAGAUUCGCAUGGAUGACAAGAAAGAGCGAAGAAACAUCACACCUGG AAUUCGAAAGAGUCGUCGACAAGGGAGCAAGCGCACAGAGCUUCAUCGAA AGAAUGACAACAUCGACAAGAACCUGCCGAACGAAAAGGUCCUGCCGAAG CACAGCCUGCUGUACGAAUACUUCACAGUCUACAACGAACUGACAAGGUC AAGUACGUCACAGAAGGAAUGAGAAAGCCGGCAUUCUGAGCGGAGAACAG AAGAAGGCAAUCGUCGACCUGCUGUUAAGACAAACAGAAAAGGUCACAGUC AAGCAGCUGAAGGAAGACUACUUCAGAAGAUUCGAAUGCUUCGACAGCGUC GAAAUCAGCGGAGUCGAAGACAGAUUCAACGCAAGCCUGGGAAACUACCAC GACCUGCUGAAGAUCAUACAGGACAAGGACUUCUCCUGGACAACGAAGAAAAC GAAGACAUCUGGAAGACAUCGUCCUGACACUGACACUGUUCGAAGACAGA GAAAUGAUCGAAGAAAGACUGAAGACAUCGCACACCUGUUCGACGACAAG GUCAUGAAGCAGCUGAAGAGAAGAUACACAGGAUGGGGAAGACUGAGC AGAAAGCUGAUCAACGGAAUCAGAGACAAGCAGAGCGGAAAGACAACUCCUG GACUUCUGAAGAGCGACGGAUUCGCAAACAGAAACUUCAGCAGCUGAUC CACGACGACAGCCUGACAUUCAAGGAAGACAUCAGAAAGGCACAGGUCAGC GGACAGGGAGACAGCCUGCAGCAACACAUCGCAAACCUGGCAGGAAGCCCG GCAAUCAAGAAGGAAUCCUGCAGACAGUCAAGGUCGUCGACGAACUGGUC AAGGUCUAGGGAAAGACACAAGCCGGAAAACAUCGUCUACGAAAUGGCAAGA GAAAACCAGACAACACAGAAGGGACAGAAGAACAGCAGAGAAAAGAAUGAAG AGAAUCGAAGAAGGAAUCAAGGAACUGGGAAAGCCAGAUCCUGAAGGAACAC CCGGUCGAAAACACACAGCUGCAGAACGAAAAGCUGUACCUGUACUACCUG CAGAACGGAAGAGACAUGUACGUCGACCAGGAACUGGACAUAACAGACAG AGCGACUACGACGUCGACGCAAUCGUCUCCCGCAGAGCUUCUCCUGAAGACGAC AGCAUCGACAACAAGGUCCUGACAAGAAGCGACAAGAACAGAGGAAAGAGC GACAACGUCCCGAGCGAAGAAGUCGUAAGAAGAUGAAGAACUACUGGAGA CAGCUGCUGAACGCAAAGCUGAUCACACAGAGAAAAGUUCGACAACCUGACA AAGGCAGAGAGAGGAGGACUGAGCGAACUGGACAAGGCAGGAUUCUACAAG AGACAGCUGGUCGAAAACAAGACAGAUCACAAAGCAGCUCGACAGAUCCUG GACAGCAGAAUGAACACAAAGUACGACGAAAACGACAAGCUGAUCAGAGAA GUCAAGGUCUACACACUGAAGAGCAAGCUGGUCAGCGACUUCAGAAAAGGAC UUCAGUUCUACAAGGUCAGAGAAAUCAACAACUACCACCACGCAAGCAGC GCAUACCUGAACGCAGUCGUCGGAACAGCACUGAUCAGAAGUACCCGAAG CUGGAAAGCGAAUUCGUCUACGGAGACUACAAGGUCUACGACGUCAGAAAG AUGAUCGCAAAGAGCGAACAGGAAUUCGGAAGGCAACAGCAAAGUACUUC UUCUACAGCAACAUCAUGAACUUCUUAAGACAGAAAUCACACUGGCAAAC GGAGAAAUCAGAAAAGAGACCUGAUCGAAAACAACGGAGAAAACAGGAGAA AUCGUCUGGGACAAGGGAAGAGACUUCGCAACAGUCAGAAAAGGUCCUGAGC AUGCCCGCAGGUACAACUUCGUAAGAAGACAGAAGUCCAGACAGGAGGAUUC AGCAAAGGAAAGCAUCCUGCCGAAGAGAAAACAGCGACAAGCUGAUCGCAAGA AAGAAGGACUGGGACCCGAAGAAGUACGGAGGAUUCGACAGCCCAGACGUC GCAUACAGCGUCCUGGUCGUCGCAAAGGUCGAAAAGGGAAGAGCAAGAAG CUGAAGAGCGUCAAGGAACUGCUGGGAUACAAUUCUGGAAAGAAGCAGC UUCGAAAAGAACCAGUACUUCUGGAAAGCAAAGGGAUACAAGGAAGUC AAGAAGGACCUGAUCAUCAAGCUGCCGAAGUACAGCCUGUUCGAACUGGAA AACGGAAGAAAGAGAAUGCUGGCAAGCGCAGGAGAACUGCAGAAGGGAAAC GAACUGGCACUGCCGAGCAAGUACGUAACUUCUGUACCUGGCAAGCCAC UACGAAAAGCUGAAGGGAAAGCCCGAAGACAACGAACAGAAAGCAGCUGUUC GUCGAACAGCACAAGCACUACCUGGACGAAAUCAUCGAACAGAUACAGCGAA UUCAGCAAGAGAGUCAUCCUGGCAGACGCAAACCUGGACAAGGUCCUGAGC GCAUACAACAAGCACAGAGACAAGCCGAUCAGAGAACAGGCAGAAAACUUC AUCCACCUGUUCACACUGACAACCCUGGGAGCACCAGCAGCAUUCAGUAC UUCGACACAACAUCGACAGAAAAGAGAUACACAAGCACAAGGAAGUCCUG GACGCAACACUGAUCCACCAGAGCAUCACAGGACUGUACGAAAACAAGAAUC</p>	
--	--

	<p>GACCUGAGCCAGCUGGGAGGAGAC                  GGAAGCGGAAGCCC GAAGAAGAAGAGAAAGGUCGACGGGAAGCCC GAAGAAG                  AAGAGAAAGGUCGACAGCGGAUAG</p>	
<p><b>dCas9 coding sequence encoding SEQ ID NO: 228 using minimal uridine codons (no start or stop codons; suitable for inclusion in fusion protein coding sequence)</b></p>	<p>GACAAGAAGUACAGCAUCGGACUUGGCAAUCGGAACAAACAGCGUCGGAUUGG                  GCAGUCAUCACAGACGAAUACAAGGUCCCCGAGCAAGAAGUUCAAGGUCCUG                  GGAAACACAGACAGACACAGCAUCAAGAAGAACCUGAUCGGAGCACUGCGUG                  UUCGACAGCGGAGAAAACAGCAGAAGCAACAAGACUGAAGAGAACAGCAAGA                  AGAAGAUACACAAGAAGAAAGAACAGAAUCUGCUACCUGCAGGAAAUCUUC                  AGCAACGAAAUGGCAAAGGUCGACGACAGCUUCUCCACAGACUGGAAGAA                  AGCUUCCUGGUCGAAGAAGACAAGAAGCACGAAAGACACCCGAUCUUCGGA                  AACAUUCGUCGACGAAGUCGAUACCACGAAAAGUACCCGACAAUCUACCAC                  CUGAGAAAGAAGCUGGUCGACAGCACAGACAAGGCAGACCUGAGACUGAUC                  UACCUGGCACUGGCACACAUGAUCAGUUCAGAGGACACUUCUGAUCGAA                  GGAGACCUGAACCCGGACAACAGCGACGUCGACAAGCUGUUAUCCAGCTUG                  GUCCAGACAUACAACCAGCUGUUCGAAGAAAACCCGAUCAACGCAAGCGGA                  GUCGACGCAAAGGCAAUCUGAGCGCAAGACUGAGCAAGAGCAGAGAAGCUG                  GAAAACCCUGAUCGCACAGCUGCCGGGAGAAAAGAAGAACGGACUGUUCGGA                  AACCGAUCGCACUGAGCCUGGGACUGACACCGAACUUCAGAGCAACUUC                  GACCUGGCAGAAGACGCAAAGCUGCAGCUGAGCAAGGACACAUACGACGAC                  GACCUGGACAACCUGCUGGCACAGAUCCGAGACCAGUACGACAGACCUGUUC                  CUGGCAGCAAAGAACCUGAGCGACGAAUCCUGCUGAGCGACAUCUGGAGA                  GUCAACACAGAAAUCACAAAGGCACCGCUGAGCGCAAGCAUGAUCAGAGA                  UACGACGAACACCACAGGACUGACACUGCUGAAGGCACUGGUCAGACAG                  CAGCUGCCGGAAAAGUACAAGGAAAUUCUUCUCCAGCAGAGCAAGAAGCGGA                  UACGCAGGAUACAUCGACGGAGGAGCAAGCCAGGAAGAAUUCUACAAGUUC                  AUCAAGCCGAUCCUGGAAAAGAUUGGACGGAAACAGAAGAUCUGGUCGAA                  CUGAACAGAGAAGACCUGCUGAGAAAAGCAGAGAACAUCGACAACGGAAAGC                  AUCCCGCACCAAGAUCCACCUGGGAGAACUGCAGCGAAUCCUGAGAGAAGACG                  GAAGACUUCUACCCGUUCUGAAGGACAACAGAGAAAAGAUCCGAAAAGAU                  CUGACAUCAGAAUCCCGUACUACGUCGGACCCGUGGCAAGAGGAAACAGC                  AGAUUCGCAUGGAUGACAAGAAAGAGCGAAGAAACAACACACCCUGGAAAC                  UUCGAAGAAGUCGUCGACAAGGGAGCAAGCGCACAGAGCUUCAUCGAAAAG                  AUGACAAACUUCGACAAGAACCUGCCGAACGAAAAGGUCCUGCCGAAGCAC                  AGCCUGCUGUACGAAUACUUCACAGUCUACAACGAACUGACAAAGGUCAAG                  UACGUCACAGAAGGAAUGAGAAAGCCGGCAUUCUGAGCGGAGAACAGAAG                  AAGGCAAUCGUCGACCGCUGUUCUACAAGACAACAGAAAGGUCACAGUCAAG                  CAGCUGAAGGAAAGACUACUUCAGAAAGAUCCGAAUGCUUCGACAGCGUCGAA                  AUCAGCGGAGUCGAAGACAGAUUCAACGCAAGCCUGGGAACAUACCACGAC                  CUGCUGAAGAUCAUCAAGGACAAGGACUUCUGGACAAACGAAAGAAAACGAA                  GACAUCUGGAAAGACAUCGUCCUGACACUGACACUGUUCGAAAGACAGAGAA                  AUGAUCGAAGAAAGACUGAAGACAUACGCACACCUGUUCGACGACAAGGUC                  AUGAAGCAGCUGAAGAGAAGAAGAUACACAGGAUGGGGAAGACUGAGCAGA                  AAGCUGAUCACGGAAUCAGAGACAAGCAGAGCGGAAAGACAACUCCUGGAC                  UUCUGAAGAGCGACGGAUUCGCAAAACAGAAACUUCAGCAGCUGAUCAC                  GACGACAGCCUGACAUCUAAAGGAAGACAUCACAGAAGGCACAGGUCAGCGGA                  CAGGGAGACAGCCUGCACGAACACAUCGCAAACCUGGCAGGAAGCCC GGCA                  AUCAAGAAGGGAAUCCUGCAGACAGUCAAGGUCGUCGACGAACUGGUCAG                  GUCAUGGGAAGACACAAGCCGGAAAACAUCGUAUCGAAAUGGCAAGAGAA                  AACAGACAACACAGAAGGGACAGAAGAACAGCAGAGAAAAGAAUGAAGAGA                  AUCGAAGAAGGAAUCAAGGAACUGGGAAGCCAGAUCCUGAAGGAACACCCG                  GUCGAAAACACACAGCUGCAGAACGAAAAGCUGUACCUGUACUACCUGCAG                  AACGGAAGAGACAUGUACGUCGACCAGGAACUGGACAUCAACAGACUGAGC                  GACUACGACGUCGACGCAUUCGUCCGACAGACUUCUGAAGGACGACAGC                  AUCGACAACAGGUCCUGACAAGAAGCGACAAGAACAGAGGAAAAGAGCGAC                  AACGUCCGAGCGAAGAAGUCGUCUAGAAGAUGAAGAACUACUGGAGACAG                  CUGCUGAACGCAAAGCUGAUCACACAGAGAAAGUUCGACAACCUGACAAAG                  GCAGAGAGAGGAGGACUGAGCGAACUGGACAAGGCAGGAUUCUACAAGAGA                  CAGCUGGUCGAAAACAAGACAGAUCAAAAGCACGUCGCACAGAUCCUGGAC                  AGCAGAAUGAACACAAGUACGACGAAAACGACAAGCUGAUCAGAGAAGUC                  AAGGUCAUCACACUGAAGAGCAAGCUGGUCAGCGACUUCAGAAAGGACUUC                  CAGUUCUACAAGGUCAGAGAAAUCAACAACUACCACCACGACACGACGCGCA</p>	<p>230</p>

	UACCUGAACGCAGUCGUCGGAACAGCACUGAUAAGAAGUACCCGAAGCUG GAAAGCGAAUUCGUCUACGGAGACUACAAGGUCUACGACGUCAGAAAGAUG AUCGCAAAGAGCGAACAGGAAUUCGAAAAGGCAACAGCAAAGUACUUCUUC UACAGCAACAUCAUGAACUUCUUCUACAAGACAGAAAUCACACUGGCAAACGG GAAAUCAGAAAGAGACCGCUGAUCGAAACAAACGGAGAAAACAGGAGAAAUC GUCUGGGACAAAGGGAAGAGACUUCGCAACAGUCAGAAAGGUCCUGAGCAUG CCGCAGGUCAACAUCGUCAAGAAGACAGAAGUCCAGACAGGAGGAUUCAGC AAGGAAAGCAUCCUGCCGAAGAGAAAACAGCGACAAGCUGAUCGCAAGAAAAG AAGGACUGGGACCCGAAGAAGUACGGAGGAUUCGACAGCCCGACAGUCGCA UACAGCGUCCUGGUCGUCGCAAAGGUCGAAAAGGGAAGAGCAAGAAGCUG AAGAGCGUCAAGGAACUGCUGGGAAUCACAAUCAUGGAAAAGAAGCAGCUUC GAAAAGAACCCGAUCGACUUCUGGAAGCAAAGGGAUACAAGGAAGUCAAG AAGGACCUGAUCAUCAAGCUGCCGAAGUACAGCCUGUUCGAACUGGAAAAC GGAAGAAAGAGAAUUCUGGCAAGCGCAGGAGAACUGCAGAAGGGAAAACGAA CUGGCACUGCCGAGCAAGUACGUAACUUCUGUACCUGGCAAGCCACUAC GAAAAGCUGAAGGGAAGCCCGAAGACAACGAACAGAAGCAGCUGUUCGUC GAACAGCACAAAGCACUACCUGGACGAAAUCAUCGAAACAGAUACGCGAAUUC AGCAAGAGAGUCAUCCUGGCAGACGCAAACCUGGACAAGGUCCUGAGCGCA UACAACAAGCACAGAGACAAGCCGAUCAGAGAACAGGCAGAAAACAUCAUC CACCUGUUCACACUGACAAACCUGGGAGCACCAGCAGCAUUAAGUACUUC GACACAACAUCGACAGAAAGAGAUACACAAGCACAAAGGAAGUCCUGGAC GCAACACUGAUCCACCAGAGCAUCACAGGACUGUACGAAAACAAGAAUCGAC CUGAGCCAGCUGGGAGGAGACGGAAGCGGAAGCCCGAAGAAGAAGAAAAG GUCGACGGAAGCCCGAAGAAGAAGAAAGGUCGACAGCGGA	
T7 Promoter	TAATACGACTCACTATA	231
Human beta-globin 5' UTR	ACATTTGCTTCTGACACAACGTGTTCCTACTAGCAACCTCAAACAGACACC	232
Human beta-globin 3' UTR	GCTCGCTTTCTTGCTGTCCAATTTCTATTAAAGGTTCTTTGTTCCCTAAG TCCAACACTAAACTGGGGGATATTATGAAGGGCCTTGAGCATCTGGATTC TGCTTAATAAAAAACATTTATTTTCATTGC	233
Human alpha-globin 5' UTR	CATAAACCCCTGGCGCGCTCGCGGCCCGGCACTCTTCTGGTCCCCACAGACT CAGAGAGAACCCACC	234
Human alpha-globin 3' UTR	GCTGGAGCCTCGGTGGCCATGCTTCTTGCCCCTTGGGCCTCCCCCAGCCC CTCCTCCCCTTCTGACCCCGTACCCCGTGGTCTTTGAATAAAGTCTGAG TGGGCGGC	235
<i>Xenopus laevis</i> beta-globin 5' UTR	AAGCTCAGAATAAACGCTCAACTTTGGCC	236
<i>Xenopus laevis</i> beta-globin 3' UTR	ACCAGCCTCAAGAACACCCGAATGGAGTCTCTAAGCTACATAATACCAACT TACACTTTACAAAATGTTGTCCCCCAAATGTAGCCATTCGTATCTGCTCC TAATAAAAAGAAAGTTTCTTTCACATTCT	237
Bovine Growth Hormone 5' UTR	CAGGGTCCTGTGGACAGCTCACCAGCT	238
Bovine Growth Hormone 3' UTR	TTGCCAGCCATCTGTTGTTTGGCCCTCCCCGTCCTTCCTTGACCCTGGA AGGTGCCACTCCACTGTCCTTTCTAATAAAAATGAGGAAATTGCATCGCA	239
Mus musculus hemoglobin alpha, adult chain 1 (Hba-a1), 3' UTR	GCTGCCTTCTGCGGGGCTTGCCCTTCTGGCCATGCCCTTCTTCTCTCCCTTG CACCTGTACCTCTTGGTCTTTGAATAAAGCCTGAGTAGGAAG	240
HSD17B4 5' UTR	TCCCGCAGTCGGCGTCCAGCGGCTCTGCTTGTTTCGTGTGTGTGTCGTTGCA GGCCTTATTC	241

G282 single guide RNA targeting the mouse TTR gene	mU*mU*mA*CAGCCACGUCUACAGCAGUUUUAGAmGmCmUmAmGmAmAmAmUmAmGmCAAGUUAAAAUAAGGCUAGUCCGUUAUCAmAmCmUmUmGmAmAmAmAmAmGmUmGmGmCmAmCmCmGmAmGmUmCmGmGmUmGmCmU*mU*mU*mU	242
	Not used	243
Cas9 transcript with 5' UTR of HSD, ORF corresponding to SEQ ID NO: 204, and 3' UTR of ALB	GGGTCCCAGTCGGCGTCCAGCGGCTCTGCTTGTTCGTGTGTGTGTCGTTGCAGGCCTTATTCGGATCCATGGACAAGAAGTACAGCATCGGACTGGACATCGGAACAACAGCGTCCGGATGGGAGTCCATCACAGACGAATACAAGTCCCAGCAAGAAGTCAAGGTCTGGGAAACACAGACAGACACAGCATCAAGAA GAACCTGATCGGAGCACTGCTGTTCGACAGCGGAGAAAACAGCAGAAGCAAC AAGACTGAAGAGAACAGCAAGAAGAAGATACACAAGAAGAAAGAAAGCAAT CTGCTACCTGCAGGAAATCTTCAGCAACGAAATGGCAAAGGTCGACGACAG CTTCTTCCACAGACTGGAAGAAAGCTTCTGGTGAAGAAAGCAAGAAGCA CGAAAGACACCCGATCTTCGAAACATCGTCGACGAAGTCGCATACCACGA AAAGTACCCGACAATCTACCACCTGAGAAAAGAAGCTGGTCGACAGCACAGA CAAGGCAGACTGAGACTGATCTACCTGGCACTGGCACACATGATCAAGTT CAGAGGACACTTCTGATCGAAGGAGACCTGAACCCGACAACAGCGACGT CGACAAGCTGTTTCATCCAGCTGGTCCAGACATACAACCAGCTGTTTGAAGA AAACCCGATCAACGCAAGCGGAGTCGACGCAAAGGCAATCCTGAGCGCAAG ACTGAGCAAGAGCAGAAGACTGGAAAACCTGATCGCACAGCTGCCGGGAGA AAAGAAGAACGGACTGTTTCGAAACCTGATCGCACTGAGCCTGGGACTGAC ACCGAACTTCAAGAGCAACTTCGACCTGGCAGAAGACGCAAAGCTGCAGCT GAGCAAGGACACATACGACGACGACCTGGACAACCTGCTGGCACACATCCG AGACCAGTACGACAGACTGTTCTGGCAGCAAAGAACCTGAGCGACGCAAT CCTGCTGAGCGACATCCTGAGAGTCAACACAGAAATCACAAGGCACCGCT GAGCGCAAGCATGATCAAGAGATACGACGAACACCACCAGGACCTGACACT GCTGAAGGCACTGGTCAGACAGCAGCTGCCGGAAAAGTACAAGGAAATCTT CTTTCGACCAGAGCAAGAACGGATACGCAGGATACATCGACGGAGGAGCAAG CCAGGAAGAATCTACAAGTTTCATCAAGCCGATCCTGGAAAAGATGGACGG AACAGAAGAAGTCTGCTGCTCAAGTGAACAGAGAAGACCTGCTGAGAAAAGCA GAGAACATTCGACAACGGTCAAGTACCTCCCGCACCAGATCCACCTGGGAGCA CTGCACGCAATCCTGAGAAGACAGGAAGACTTCTACCCGTTCTGAAAGACAA CAGAGAAAAGATCGAAAAGATCCTGACATTCAGAATCCCGTACTACGTCGG ACCGCTGGCAAGAGGAAACAGCAGATTCGCATGGATGACAAGAAAGAGCGA AGAAACAATCACACCGTGGAACTTCGAAGAAGTCGTCGACAAGGGAGCAAG CGCACAGAGCTTCATCGAAAGAAATGACAACTTCGACAAGAACCTGCCGAA CGAAAAGTCTGCCGAAGCACAGCCTGCTGTACGAATACTTCACAGTCTA CAACGAACTGACAAGGTTCAAGTACGTCACAGAAGGAATGAGAAAAGCCGGC ATTCCTGAGCGGAGAACAGAAGAAGGCAATCGTCGACCTGCTGTTCAAGAC AAACAGAAAGGTCACAGTCAAGCAGCTGAAGGAAGACTACTTCAAGAAGAT CGAATGCTTCGACAGCGTCGAAATCAGCGGAGTCGAAGACAGATTCAACGC AAGCCTGGGAACATACCACGACCTGCTGAAGATCATCAAGGACAAGGACTT CCTGGACAACGAAGAAAACGAAGACATCCTGGAAGACATCGTCTGACACT GACACTGTTTCGAAGACAGAGAAATGATCGAAGAAAGACTGAAGACATACGC ACACCTGTTTCGACGACAAGGTCATGAAGCAGCTGAAGAGAAGAAGATACAC AGGATGGGGAAGACTGAGCAGAAAGCTGATCAACGGAATCAGAGACAAGCA GAGCGGAAAGACAATCCTGGACTTCTGAAGAGCGACGGATTTCGAAACAG AAACCTCATGCAGCTGATCCACGACGACAGCCTGACATTCGAAGGAAGACAT CCAGAAGGCACAGGTGAGCGGACAGGGAGACAGCCTGCACGAACACATCGC AAACCTGGCAGGAAGCCCGGCAATCAAGAAGGGAATCCTGCAGACAGTCAA GGTCGTCGACGAACTGGTCAAGGTCATGGGAAGACACAAGCCGAAAACAT CGTCATCGAAATGGCAAGAGAAAACAGACAACAGAAAGGACAGAAAGAA GAGCAGAGAAAAGAAATGAAGAGAATCGAAGAAGGAATCAAGGAACCTGGGAA G CCAGATCCTGAAGGAACACCCGGTCGAAAACACACAGCTGCAGAACGAAAA GCTGTACTGTACTACCTGCAGAACGGAAGAGACATGTACGTCGACCAGGA ACTGGACATCAACAGACTGAGCGACTACGACGTCGACCACATCGTCCCAGCA GAGCTTCTGAAGGACGACAGCATCGACAACAAGGTCCTGACAAGAAGCGA CAAGAACAGAGGAAAGAGCGACAACGTCCTCCGAGCGAAGAAGTCGTAAGAA GATGAAGAATACTGGAGACAGCTGCTGAACGCAAAGCTGATCACACAGAG AAAGTTTCGACAACCTGACAAAAGGCAGAGAGAGGAGGACTGAGCGAACTGGA	244



	<p>CAAGGCAGGATTCATCAAGAGACAGCTGGTCGAAACAAGACAGATCACAAA  GCACGTTCGCACAGATCCTGGACAGCAGAATGAACACAAAGTACGACGAAAA  CGACAAGCTGATCAGAGAAGTCAAGGTCATCACACTGAAGAGCAAGCTGGT  CAGCGACTTCAGAAAGGACTTCCAGTTCTACAAGGTCAGAGAAATCAACAA  CTACCACCACGCACACGACGCATACCTGAACGCAGTCGTCGGAACAGCACT  GATCAAGAAGTACCCGAAGCTGGAAGCGAATTCGTTACGGGAGACTACAA  GGTCTACGACGTCAGAAAGATGATCGCAAAGAGCGAACAGGAAATCGGAAA  GGCAACAGCAAAGTACTTCTTCTACAGCAACATCATGAACTTCTTCAAGAC  AGAAATCACACTGGCAAACGGAGAAATCAGAAAGAGACCGCTGATCGAAAC  AAACGGAGAAACAGGAGAAATCGTCTGGGACAAGGGAAAGAGACTTTCGCAAC  AGTCAGAAAGGTCCTGAGCATGCCGAGGTC AACATCGTCAAGAAGACAGA  AGTCCAGACAGGAGGATTCAGCAAGGAAAGCATCCTGCCGAAGAGAAACAG  CGACAAGCTGATCGCAAAGAAAGAGGACTGGGACCCGAAAGTACGGAGG  ATTCGACAGCCCAGAGTCGCATACAGCGTCTGGTTCGTCGCAAAGGTCGA  AAAGGGAAAGAGCAAGAAGCTGAAGAGCGTCAAGGAACTGCTGGGAATCAC  AATCATGGAAAGAAGAGCTTCGAAAAGAACCAGGATCGACTTCTTGGAAAGC  AAAGGGATACAAGGAAGTCAAGAAGGACCTGATCATCAAGCTGCCGAAGTA  CAGCCTGTTGAACTGGAAAACGGAAAGAAAGAGAATGCTGGCAAGCGCAGG  AGAAGTGCAGAAAGGAAACGAACTGGCACTGCCGAGCAAGTACGTC AACTT  CCTGTACCTGGCAAGCCACTACGAAAAGCTGAAGGGAGCCCAGGAGACAA  CGAACAGAAGCAGCTGTTTCGTCGAAACAGCACAAGCACTACCTGGACGAAAT  CATCGAACAGATCAGCGAATTCAGCAAGAGAGTCACTCTGGCAGACGCAAA  CCTGGACAAGGTCCTGAGCGCATAACAAGCACAGAGACAAGCCGATCAG  AGAACAGGCAGAAAACATCATCCACCTGTTACACTGACAAACCTGGGAGC  ACCGGCAGCATTCAAGTACTTCGACACAACAATCGACAGAAAGAGATACAC  AAGCACAAGGAAGTCTGGACGCAACTGATCCACCAGAGCATCACAGG  ACTGTACGAAACAAGAATCGACCTGAGCCAGCTGGGAGGAGACGGAGGAGG  AAGCCGAAGAAAGAGAAAGGTTAGCTAGCCATCACATTTAAAAGCAT  CTCAGCCTACCATGAGAATAAGAGAAAAGAAAATGAAGATCAATAGCTTATT  CATCTCTTTTCTTTTTCGTTGGTGTAAAGCCAACACCCTGTCTAAAAAAC  ATAAATTTCTTTAATCATTTTGCCTCTTTTCTCTGTGCTTCAATTAATAAA  AAATGGAAAGAACCTCGAG</p>	
<p>Alternative  Cas9 ORF  with 19.36%  U content</p>	<p>ATGGATAAGAAGTACTCGATCGGGCTGGATATCGGAACTAATTCGGTGGGT  TGGGCAGTGATCACGGATGAATACAAAGTGCCGTCCAGAAGTTC AAGGTC  CTGGGGAACACCGATAGACACAGCATCAAGAAGAATCTCATCGGAGCCCTG  CTGTTTGACTCCGGCGAAACCGCAGAAAGCGACCCGGCTCAAACGTACCCGG  AGGCGACGCTACACCCGGCGGAAGAATCGCATCTGCTATCTGCAAGAAATC  TTTTCGAACGAAATGGCAAAGGTGGACGACAGCTTCTTCCACCGCTGGAA  GAATCTTTCTGGTGGAGGAGGACAAGAAGCATGAACGGCATCCTATCTTT  GGAAACATCGTGGACGAAGTGGCGTACCACGAAAAGTACCCGACCATCTAC  CATCTGCGGAAGAAGTTGGTTGACTCAACTGACAAGCCGACCTCAGATTG  ATCTACTTGGCCCTCGCCATATGATCAAATTCGCGGACACTTCTCTGATC  GAAGGCGATCTGAACCCTGATAACTCCGACGTGGATAAGCTGTTTCAATCAA  CTGGTGCAGACCTACAACCAACTGTTTGAAGAAAACCAATCAATGCCAGC  GGCGTCGATGCCAAGGCCATCCTGTCCGCCCGGCTGTGAAGTCGCGGGCGC  CTCGAAAACCTGATCGCACAGCTGCCGGGAGAGAAGAAGAACGGACTTTTTC  GGCAACTTGATCGTCTCTCACTGGGACTCACTCCCAATTTCAAGTCCAAT  TTTGACCTGGCCGAGGACGCGAAGCTGCAACTCTCAAAGGACACCTACGAC  GACGACTTGGACAATTTGCTGGCACAAATGGCGATCAGTACGCGGATCTG  TTCCTTGGCCGTAAGAACCTTTTCGGACGCAATCTTGCTGTCCGATATCCTG  CGCGTGAACACCGAAATAACCAAAGCGCCGCTTAGCGCCTCGATGATTAAG  CGGTACGACGAGCATCACAGGATCTCAGCTGCTCAAAGCGCTCGTGAGA  CAGCAACTGCCTGAAAAGTACAAGGAGATTTTCTTCGACCAAGTCCAAGAA  GGGTACGCAGGGTACATCGATGGAGGCGCCAGCCAGGAAGAGTTCTATAAG  TTCATCAAGCCAATCCTGGAAAAGATGGACGGAACCGAAGAACTGCTGGTC  AAGCTGAACAGGGAGGATCTGCTCCGCAAACAGAGAACCTTTGACAACGGA  AGCATTCCACACCAGATCCATCTGGGTGAGCTGCACGCCATCTTGGCGGC  CAGGAGGACTTTTACCATTCTCAAGGACAACCGGGAAAAGATCGAGAAA  ATTCTGACGTTCCGCATCCCGTATTACGTGGGCCCACTGGCGCGCGGCAAT  TCGCGCTTCGCGTGGATGACTAGAAAATCAGAGGAAACCATCACTCCTTGG</p>	<p>245</p>

	<p>AATTTTCGAGGAAGTTGTGGATAAGGGAGCTTCGGCACAATCCTTCATCGAA  CGAATGACCAACTTCGACAAGAAATCTCCCAAACGAGAAGGTGCTTCCTAAG  CACAGCCTCCTTTACGAATACTTCACTGTCTACAACGAACTGACTAAAGTG  AAATACGTTACTGAAGGAATGAGGAAGCCGGCCTTTCTGAGCGGAGAACAG  AAGAAAGCGATTGTCGATCTGCTGTTCAAGACCAACCGCAAGGTGACCGTC  AAGCAGCTTAAAGAGGACTACTTCAAGAAGATCGAGTGTTCGACTCAGTG  GAAATCAGCGGAGTGGAGGACAGATTCAACGCTTCGCTGGGAACCTATCAT  GATCTCCTGAAGATCATCAAGGACAAGGACTTCCTTGACAACGAGGAGAAC  GAGGACATCCTGGAAGATATCGTCCTGACCTTGACCTTTTCGAGGATCGC  GAGATGATCGAGGAGAGGCTTAAGACCTACGCTCATCTCTCGACGATAAG  GTCATGAAACAACCAAGCGCCGCCGTACACTGGTTGGGGCCGCCCTCCTCC  CGCAAGCTGATCAACGGTATTTCGCGATAAACAGAGCGGTAAAACCTATCCTG  GATTTCTCAAATCGGATGGCTTCGCTAATCGTAACTTCATGCAGTTGATC  CACGACGACAGCCTGACCTTTAAGGAGGACATCCAGAAAGCACAAGTGAGC  GGACAGGGAGACTCACTCCATGAACACATCGCGAATCTGGCCGGTTCGCCG  GCGATTAAGAAGGGAATCCTGCAACTGTGAAGGTGGTGGACGAGCGGATG  AAGGTCATGGGACGGCACAACCCGAGAATATCGTGATTGAAATGGCCCGA  GAAAACCAGACTACCCAGAAGGGCCAGAAGAACTCCCGCGAAAGGATGAAG  CGGATCGAAGAAGGAATCAAGGAGCTGGGCAGCCAGATCCTGAAAGAGCAC  CCGGTGGAAAACACGCAGCTGCAGAACGAGAAGCTTACCTGTACTATTTG  CAAAATGGACGGGACATGTACGTGGACCAAGAGCTGGACATCAATCGGTTG  TCTGATTACGACGTGGACCACATCGTTCACAGTCCCTTTCTGAAGGATGAC  TCCATCGATAACAAGGTGTTGACTCGCAGCGACAAGAACAGAGGGGAAGTCA  GATAATGTGCCATCGGAGGAGGTGCGTGAAGAAGATGAAGAATTACTGGCCG  CAGCTCCTGAATGCGAAGCTGATTACCCAGAGAAAGTTTGACAATCTCACT  AAAGCCGAGCGCGCGGACTCTCAGAGCTGGATAAGGCTGGATTTCATCAA  CGGCAGCTGGTCGAGACTCGGCAGATTACCAAGCACGTGGCGCAGATCCTG  GACTCCCGCATGAACACTAAATACGACGAGAACGATAAGCTCATCCGGGAA  GTGAAGGTGATTACCCTGAAAAGCAAACCTTGTGTGCGGACTTTTCGGAAGGAC  TTTCAGTTTTACAAAGTGAGAGAAATCAACAACCTACCATCAGCGCATGAC  GCATACCTCAACGCTGTGGTTCGGCACCGCCCTGATCAAGAAGTACCTTAAA  CTTGAATCGGAGTTTGTGTACGGGACTACAAGGTCTACGACGTGAGGAAG  ATGATAGCCAAGTCCGAACAGGAAATCGGGAAAGCAACTGCGAAATACTTC  TTTTACTCAAACATCATGAACCTCTTCAAGACTGAAATACGCTGGCCAAT  GGAGAAATCAGGAAGAGGCCACTGATCGAAACTAACGGAGAAACGGGCGAA  ATCGTGTGGGACAAGGGCAGGGACTTCGCAACTGTTTCGCAAAGTGCTCTCT  ATGCCGCAAGTCAATATTGTGAAGAAAACCGAAGTGCAAACCGGCGGATTT  TCAAAGGAATCGATCCTCCCAAAGAGAAATAGCGACAAGCTCATTGCACGC  AAGAAAGACTGGGACCCGAAGAAGTACGGAGGATTTCGATTGCGCCGTGC  GCATACTCCGTCTCGTGGTGGCCAAGGTGGAGAAGGGAAAGAGCAAGAAG  CTCAAATCCGTCAAAGAGCTGCTGGGGATTACCATCATGGAACGATCCTCG  TTCGAGAAGAACCCGATTGATTTCTGGAGGCGAAGGTTACAAGGAGGTG  AAGAAGGATCTGATCATCAAACCTGCCCAAGTACTCACTGTTTGAAGTGGAA  AATGGTGGAAAGCGCATGCTGGCTTCGGCCGGAGAACTCCAGAAAGGAAAT  GAGCTGGCCTTGCTTAGCAAGTACGTCAACTTCCTCTATCTTGCTTCGCAC  TACGAGAAACTCAAAGGGTCAACCGAAGATAACGAACAGAAGCAGCTTTTC  GTGGAGCAGCACAAGCATTATCTGGATGAAATCATCGAACAATCTCCGAG  TTTTCAAAGCGCGTGATCCTCGCCGACGCCAACCTCGACAAAGTCTGTGCG  GCCTACAATAAGCATAGAGATAAGCCGATCAGAGAACAGGCCGAGAACATT  ATCCACTTGTTCACCCTGACTAACCTGGGAGCTCCAGCCGCTTCAAGTAC  TTCGATACTACTATCGACCGCAAAAGATACACGTCCACCAAGGAAGTCTG  GACGCGACCCGTATCCACCAAGCATCACTGGACTCTACGAAACTAGGATC  GATCTGTGCGAGCTGGGTGGCGATGGTGGCGGTGGATCCTACCCATACGAC  GTGCCTGACTACGCTCCGGAGGTGGTGGCCCCAAGAAGAAACCGAAGGTG  TGATAG</p>	
<p>Cas9  transcript  with 5' UTR  of HSD, ORF  correspon din</p>	<p>GGGTCCCGCAGTCGGCGTCCAGCGCTCTGCTTGTTCGTGTGTGTGCTT  GCAGGCCTTATTCGGATCTGCCACCATGGATAAGAAGTACTCGATCGGGCT  GGATATCGGAACTAATTCCTGGGTTGGGCAGTGATCACGGATGAATACAA  AGTGCCGTCCAAGAAGTTCAGGTCTGGGGAACACCGATAGACACAGCAT  CAAGAAGAATTCATCGGAGCCCTGCTGTTTACTCCGGCGAAACCGCAGA</p>	<p>246</p>

<p>g to SEQ ID NO: 245, Kozak sequence, and 3' UTR of ALB</p>	<p>AGCGACCCGGCTCAAACGTACCGCGAGGGCAGCGCTACACCCGGCGGAAGAA          TCGCATCTGCTATCTGCAAGAAATCTTTTCGAACGAAATGGCAAAGGTGGA          CGACAGCTTCTTCCACCGCCTGGAAAGAATCTTTCCTGGTGGAGGAGGACAA          GAAGCATGAACGGCATCTATCTTTGGAAACATCGTGGACGAAGTGGCGTA          CCACGAAAAGTACCCGACCATCTACCATCTGCGGAAGAAGTTGGTTGACTC          AACTGACAAGCCGACCTCAGATTGATCTACTTGGCCCTCGCCCATATGAT          CAAATTCCGGGACACTTCTGATCGAAGGGCATCTGAACCCTGATAACTC          CGACGTGGATAAGCTGTTCACTCACTGGTGCAGACCTACAACCAACTGTT          CGAAGAAAACCCAATCAATGCCAGCGGCGTTCGATGCCAAGGCCATCCTGTC          CGCCCGGCTGTCGAAGTCCGGCGCCTCGAAAACCTGATCGCACAGCTGCC          GGGAGAGAAGAAGAACGGACTTTTCGGCAACTTGATCGCTCTCTACTGGG          ACTCACTCCCAATTTCAAGTCCAATTTGACCTGGCCGAGGACGCGAAGCT          GCAACTCTCAAAGGACACCTACGACGACGACTTGGACAATTTGCTGGCACA          AATTGGCGATCAGTACGCGGATCTGTTCCCTTGGCCGTAAGAACCTTTCCGA          CGCAATCTTGCTGTCCGATATCCTGCGCGTGAACACCGAAATAACCAAAGC          CCCGCTTAGCGCCTCGATGATTAAGCGGTACGACGAGCATCACCAGGACTC          CACGCTGCTCAAAGCGCTCGTGAGACAGCAACTGCCGAAAAGTACAAGGA          GATTTTCTTCGACCAGTCCAAGAATGGGTACGCAGGGTACATCGATGGAGG          CGCCAGCCAGGAAGAGTTCTATAAGTTCATCAAGCCAATCCTGGAAAAGAT          GGACGGAACCGAAGAACTGCTGGTCAAGCTGAACAGGGAGGATCTGCTCCG          CAAACAGAGAACCTTTGACAACGGAAAGCATTCACACCCAGATCCATCTGGG          TGAGCTGCACGCCATCTTGGCGGCCAGGAGGACTTTTACCCATTCTCAA          GGACAACCGGGAAAAGATCGAGAAAATTTGACGTTCCGCATCCCGTATTA          CGTGGGCCCACTGGCGCGCGCAATTCGCGCTTCCGCTGGATGACATAGAAA          ATCAGAGGAACCATCACTCCTTGGAAATTTGAGGAAGTTGTGGATAAGGG          AGCTTCGGCACAAATCCTTCATCGAACGAATGACCAACTTCGACAAGAATCT          CCCAACGAGAAGGTGCTTCCTAAGCACAGCCTCCTTACGAATACTTCAC          TGTCTACAACGAACTGACTAAAGTGAAATACGTTACTGAAGGAATGAGGAA          GCCGGCCTTCTGAGCGGAGAACAGAAGAAAGCGATTGTCGATCTGCTGTT          CAAGACCAACCGCAAGGTGACCGTCAAGCAGCTTAAAGAGGACTACTCAA          AAGATCGAGTGTTCGACTCAGTGAAATCAGCGGAGTGGAGGACAGATT          CAACGCTTCGCTGGGAACCTATCATGATCTCCTGAAGATCATCAAGGACAA          GGACTTCCCTTGACAACGAGGAGAACGAGGACATCCTGGAAAGATATCGTCT          GACCTTGACCCTTTTCGAGGATCGCGAGATGATCGAGGAGAGGCTTAAGAC          CTACGCTCATCTCTCGACGATAAGGTTCATGAAACAACCAAGCGCCGCCG          GTACACTGGTTGGGGCCGCTCTCCCGCAAGCTGATCAACGGTATTCGCGA          TAAACAGAGCGGTAAAACCTATCCTGGATTTCTCAAATCGGATGGCTTCGC          TAATCGTAACTTCATGCAGTTGATCCACGACGACAGCCTGACCTTAAAGGA          GGACATCCAGAAAGCACAAAGTGAGCGGACAGGGAGACTCACTCCATGAACA          CATCGCAATCTGGCCGGTTCGCCGGCGATTAAGAAGGGAATCCTGCAAAC          TGTGAAGGTGGTGGACGAGCTGGTGAAGGTTCATGGGACGGCACAAACCGGA          GAATATCGTGATTGAAATGGCCGAGAAAACAGACTACCCAGAAGGGCCA          GAAGAACTCCCGCAAAGGATGAAGCGGATCGAAGAAGGAATCAAGGAGCT          GGGCAGCCAGATCCTGAAAGAGCACCCGGTGGAAAACAGCAGCTGCAGAA          CGAGAAGCTTACCTGTACTATTTGCAAAATGGACGGGACATGTACGTGGA          CCAAGAGCTGGACATCAATCGGTTGTCTGATTACGACGTGGACCACATCCT          TCCACAGTCTTTCTGAAGGATGACTCCATCGATAACAAGGTGTTGACTCG          CAGCGACAAGAACAGAGGGAAGTCAGATAATGTGCCATCGGAGGAGGTCGT          GAAGAAGATGAAGAATTACTGGCGCAGCTCCTGAATGCGAAGCTGATTAC          CCAGAGAAAGTTTGACAATCTCACTAAAGCCGAGCGCGCGGACTCTCAGA          GCTGGATAAAGCTGGATTATCAAACGGCAGCTGGTTCGAGACTCGGCAGAT          TACCAAGCACGTGGCGCAGATCCTGGACTCCCGCATGAACACTAAATACGA          CGAGAACGATAAAGCTCATCCGGGAAGTGAAGGTGATTACCTGAAAAGCAA          ACTTGTGTGGACTTTTCGGAAGGACTTTCAGTTTTTACAAAAGTGAGAGAAAT          CAACAACCTACCATACGCGCATGACGCATACCTCAACGCTGTGGTCCGCAC          CGCCCTGATCAAGAAGTACCCTAAACTTGAATCGGAGTTTGTGTACGGAGA          CTACAAGGTCTACGACGTGAGGAAGATGATAGCCAAGTCCGAACAGGAAAT          CGGGAAAGCAACTGCGAAATACTTCTTTTACTCAAACATCATGAACTTCTT          CAAGACTGAAATTACGCTGGCCAATGGAGAAATCAGGAAGAGGCCACTGAT          CGAAACTAACGGAGAAACGGCGAAATCGTGTGGGACAAGGGCAGGGACTT          CGCAACTGTTCCGAAAGTGCTCTCTATGCCGCAAGTCAATATTGTGAAGAA</p>	
---	---	--

	<p>AACCGAAGTGCAAACCGGCGGATTTTCAAAGGAATCGATCCTCCCAAAGAG  AAATAGCGACAGCTCATTGCACGCAAGAAAGACTGGGACCCGAAGAAGTA  CGGAGGATTCGATTCGCCGACTGTCGCATACTCCGTCTCGTGGTGGCCAA  GGTGGAGAAGGGAAAGAGCAAGAAGCTCAAATCCGTCAAAGAGCTGCTGGG  GATTACCATCATGGAACGATCCTCGTTCGAGAAGAACCCGATTGATTTCT  GGAGGCGAAGGTTACAAGGAGGTGAAGAAGGATCTGATCATCAAACCTGCC  CAAGTACTCACTGTTTGAAGTGGAAAATGGTCCGGAAGCGCATGCTGGCTTC  GGCCGGGAACTCCAGAAAGGAAATGAGCTGGCCTTGCCCTAGCAAGTACGT  CAACTTCCCTATCTTGCTTCGCCTACGAGAACTCAAAGGGTCACCGGA  AGATAACGAACAGAAGCAGCTTTTCGTGGAGCAGCACAAGCATTATCTGGA  TGAAATCATCGAACAAATCTCCGAGTTTTCAAAGCGCGTGATCCTCGCCGA  CGCCAACCTCGACAAAGTCTGTCCGCTTACAATAAGCATAGAGATAAGCC  GATCAGAGAACAGGCCGAGAACATTATCCACTTGTTACCCTGACTAACCT  GGGAGCTCCAGCCGCTTCAAGTACTTCGATACTACTATCGACCCGAAAAG  ATACACGTCCACCAAGGAAGTCTTGAGCGGACCCTGATCCACCAAAGCAT  CACTGGACTTACGAAACTAGGATCGATCTGTCCGAGCTGGGTGGCGATGG  TGGCGGTGGATCCTACCCATACGACGTGCCTGACTACGCCCTCCGGAGGTGG  TGGCCCCAAGAAGAAACGGAAGGTGTGATAGCTAGCCATCACATTTAAAG  CATCTCAGCCTACCATGAGAATAAGAGAAAGAAAATGAAGATCAATAGCTT  ATTCATCTCTTTTCTTTTTCGTGGTGTAAAGCCAACACCCTGTCTAAAA  AACATAAATTTCTTTAATCATTTTGCTCTTTTCTCTGTGCTTCAATTAAT  AAAAATGGAAAGAACCTCGAG</p>	
<p>Cas9  transcript  with 5' UTR  of HSD, ORF  correspondin  g to SEQ ID  NO: 245, and  3' UTR of  ALB</p>	<p>GGGTCCCGCAGTCGGCGTCCAGCGCTCTGCTTGTTGTTGTTGTTGTTGTTGTT  GCAGGCCCTTATTCGGATCTATGGATAAGAAGTACTCGATCGGGCTGGATAT  CGGAACTAATCCGTGGGTGGGCGAGTATCACGGATGAATACAAAGTGCC  GTCCAAGAAGTCAAGGTCTGGGGAACACCGATAGACACAGCATCAAGAA  GAATCTCATCGAGCCCTGCTGTTGACTCCGGCGAAACCGCAGAAGCGAC  CCGGCTCAAACGTACCGCGAGGCGACGCTACACCCGGCGGAAGAATCGCAT  CTGCTATCTGCAAGAAATCTTTTCGAACGAAATGGCAAAGGTGGACGACAG  CTTCTTCCACCGCTGGAAGAATCTTCTGTTGGAGGAGGACAAGAAGCA  TGAAACGGCATCCTATCTTTGGAAACATCGTGGACGAAAGTGGCGTACCAG  AAAGTACCCGACCATCTACCATCTGCGGAAGAAGTGGTTGACTCAACTGA  CAAGGCCGACCTCAGATTGATCTACTTGGCCCTCGCCCATATGATCAAAT  CCGCGGACACTTCTGATCGAAGGCGATCTGAACCTGATAACTCCGACGT  GGATAAGCTGTTCAATCAACTGGTGCAGACCTACAACCAACTGTTTGAAGA  AAACCCAATCAATGCCAGCGGCGTCGATGCCAAGGCCATCCTGTCCGCCCG  GCTGTGCAAGTCCGGCGCCTCGAAAACCTGATCGCACAGCTGCCGGGAGA  GAGAAGAACCGACTTTTCGGCAACTTGATCGCTCTCTCACTGGGACTCAC  TCCAATTTCAAGTCCAATTTTGACCTGGCCGAGGACGCGAAGCTGCAACT  CTCAAAGGACACCTACGACGACGACTTGGACAATTTGCTGGCACAATTTGG  CGATCAGTACGCGGATCTGTTTCTTGGCGTAAGAACCTTTCCGACGCAAT  CTTGCTGTCCGATATCCTGCGCGTGAACACCGAAATAACCAAAGCGCCGCT  TAGCGCCTCGATGATTAAGCGGTACGACGAGCATCACCAGGATCTCAGCCT  GCTCAAAGCGCTCGTGAGACAGCAACTGCCTGAAAAGTACAAGGAGATTTT  CTTCGACCAGTCCAAGAATGGGTACGACGGGTACATCGATGGAGGCGCCAG  CCAGGAAGAGTTCTATAAGTTCATCAAGCCAATCCTGGAAAAGATGGACGG  AACCGAAGAAGTGTGGTCAAGCTGAACAGGGAGGATCTGCTCCGCAAACA  GAGAACCTTTGACAACGGAAGCATTCCACACCAGATCCATCTGGGTGAGCT  GCACGCCATCTTGGCGGCCAGGAGGACTTTTACCCATTCCTCAAGGACAA  CCGGGAAAAGATCGAGAAAATCTGACGTTCCGCATCCCGTATTACGTGGG  CCCCTGGCGCGCGCAATTCGCGCTTCGCGTGGATGACTAGAAAATCAGA  GGAACCATCACTCCTTGGAAATTCGAGGAAGTTGTGGATAAGGGAGCTTC  GGCACAATCCTTCATCGAACGAATGACCAACTTCGACAAGAATCTCCCAA  CGAGAAGGTGCTTCTAAGCACAGCCTCCTTTACGAATACTTCACTGTCTA  CAACGAACTGACTAAAGTGAATACGTTACTGAAGGAATGAGGAAGCCGGC  CTTTCTGAGCGGAGAACAGAAGAAGCGATTGTCGATCTGCTGTTCAAGAC  CAACCGAAGGTGACCGTCAAGCAGCTTAAAGAGGACTACTTCAAGAAGAT  CGAGTGTTCGACTCAGTGGAAATCAGCGGAGTGGAGGACAGATTCAACGC  TTTCGTGGGAACCTATCATGATCTCCTGAAGATCATCAAGGACAAGGACTT  CCTTGACAACGAGGAGAACGAGGACATCCTGGAAGATATCGTCTGACCTT</p>	<p>247</p>

	<p>GACCCTTTTGAGGATCGCGAGATGATCGAGGAGAGGCTTAAGACCTACGC  TCATCTCTTCGACGATAAAGGTCATGAAACAACCTCAAGCGCCGCCGTACAC  TGGTTGGGGCCGCTCTCCCGCAAGCTGATCAACGGTATTTCGCGATAAACA  GAGCGGTAATACTATCCTGGATTTCCTCAAATCGGATGGCTTCGCTAATCG  TAACCTCATGCAGTTGATCCACGACGACAGCCTGACCTTAAGGAGGACAT  CCAGAAAGCACAAGTGAGCGGACAGGGAGACTCACTCCATGAACACATCGC  GAATCTGGCCGGTTCGCGGGCGATTAAGAAGGGAATCCTGCAAACTGTGAA  GGTGGTGGACGAGCTGGTGAAGGTCATGGGACGGCACAAAACCGGAGAATAT  CGTGATTGAAATGGCCCCGAGAAAACCAGACTACCCAGAAGGGCCAGAAGAA  CTCCCGCGAAAGGATGAAGCGGATCGAAGAAGGAATCAAGGAGCTGGCCAG  CCAGATCCTGAAAGAGCACCCGGTGGAAAACACGCAGCTGCAGAACGAGAA  GCTCTACCTGTACTATTTGCAAAATGGACGGGACATGTACGTGGACCAAGA  GCTGGACATCAATCGGTTGTCTGATTACGACGTGGACCACATCGTTCCACA  GTCCTTTCTGAAGGATGACTCCATCGATAACAAGGTGTGACTCGCAGCGGA  CAAGAACAGAGGGAAGTCAGATAATGTGCCATCGGAGGAGGTCGTGAAGAA  GATGAAGAATTACTGGCGGCAGCTCCTGAATGCGAAGCTGATTACCCAGAG  AAAGTTTGACAATCTCACTAAAGCCGAGCGCGGGGACTCTCAGAGCTGGA  TAAGGCTGGATTTCATCAAACGGCAGCTGGTCGAGACTCGGCAGATTACCAA  GCACGTGGCGCAGATCCTGGACTCCCGCATGAACACTAAATACGACGAGAA  CGATAAGCTCATCCGGGAAGTGAAGGTGATTACCCTGAAAAGCAAACCTGT  GTCCGACTTTTCGGAAGGACTTTTCAGTTTTTACAAAGTGAGAGAAATCAACAA  CTACCATCACGCGCATGACGCATACCTCAACGCTGTGGTCGGCACCCGCCCT  GATCAAGAAGTACCCTAAACTGAAATCGGAGTTTGTGTACGGAGACTACAA  GGTCTACGACGTGAGGAAGATGATAGCCAAGTCCGAACAGGAAATCGGGAA  AGCAACTGCGAAATACTTCTTTTACTCAAACATCATGAACTTCTTCAAGAC  TGAAATTACGCTGGCCAATGGAGAAATCAGGAAGAGGCCACTGATCGAAAC  TAACGGAGAAACGGGCGAAATCGTGTGGGACAAGGGCAGGGACTTCGCAAC  TGTTTCGCAAAGTGCTCTCTATGCCGCAAGTCAATATGTGAAGAAAACCGA  AGTGCAAACCGCGGATTTTCAAAGGAATCGATCCTCCCAAAGAGAAATAG  CGACAAGCTCATTCACGCAAGAAAAGACTGGGACCCGAAAGTACCGGAGG  ATTCGATTTCGCGACTGTTCGCATACTCCGTCCTCGTGGTGGCCAAAGTGGGA  GAAGGGAAAGAGCAAGAAGCTCAAATCCGTCAAAGAGCTGCTGGGGATTAC  CATCATGGAACGATCCTCGTTCGAGAAGAACCCGATTGATTTCTGGAGGC  GAAGGGTTACAAGGAGGTGAAGAAGGATCTGATCATCAAACCTGCCCAAGTA  CTCACTGTTCCAACTGGAAAATGGTCGGAAGCGCATGCTGGCTTCGGCCGG  AGAACTCCAGAAAGGAAATGAGCTGGCCTTGCCCTAGCAAGTACGTCAACTT  CCTCTATCTTGCTTCGCACTACGAGAAACTCAAAGGGTCAACCGGAAGATAA  CGAACAGAAGCAGCTTTTCGTGGAGCAGCACAAGCATTATCTGGATGAAAT  CATCGAACAAATCTCCGAGTTTTTCAAAGCGCGTATCCTCGCCGACGCCAA  CCTCGACAAAGTCTGTGGCCTACAATAAGCATAGAGATAAGCCGATCAG  AGAACAGGCCGAGAACATTATCCACTTGTTCACCCTGACTAACCTGGGAGC  TCCAGCCGCCTCAAGTACTTCGATACTACTATCGACCAGCAAAAGATACAC  GTCCACCAAGGAAGTTCTGGACGCGACCCTGATCCACCAAAGCATCACTGG  ACTCTACGAAACTAGGATCGATCTGTGCGAGCTGGGTGGCGATGGTGGCCG  TGGATCTACCATAACGACGTGCCTGACTACGCCTCCGAGGTGGTGGCCC  CAAGAAGAAAACGGAAGGTGTGATAGCTAGCCATCACATTTAAAAGCATCTC  AGCCTACCATGAGAATAAGAGAAAGAAAATGAAGATCAATAGCTTATTCAT  CTCTTTTTCTTTTCGTTGGTGTAAAGCCAACACCCTGTCTAAAAAACATA  AATTTCTTTAATCATTTTGCCTCTTTCTCTGTGCTTCAATTAATAAAAAA  TGGAAAGAACCTCGAG</p>	
	<p>Not used</p>	<p>248</p>
<p>Cas9 transcript comprising Kozak sequence with Cas9 ORF using codons with generally</p>	<p>GGTCCCAGTTCGGCGTCCAGCGGCTCTGCTTGTTCGTGTGTGTCGTT  GCAGGCCTTATTCGGATCCGCCACCATGCCTAAGAAAAAGCGGAAGGTCGA  CGGGGATAAGAAGTACTCAATCGGGCTGGATATCGGAACTAATTCGGTGGG  TTGGGCAGTATCACGGATGAATACAAAGTGCCGTCCAAGAAGTTCAAGGT  CCTGGGGAACACCGATAGACACAGCATCAAGAAAAATCTCATCGGAGCCCT  GCTGTTTGACTCCGGCGAAACCGCAGAAGCGACCCGGCTCAAACGTACCCG  GAGGCGACGCTACACCCGGCGGAAGAATCGCATCTGCTATCTGCAAGAGAT  CTTTTCGAACGAAATGGCAAAGGTGACGACAGCTTCTTCCACCCGCTGGA  AGAATCTTCTGGTGGAGGAGACAAGAAGCATGAACGGCATCCTATCTT</p>	<p>249</p>

<p>high expression in humans</p>	<p>TGGAAACATCGTCGACGAAGTGGCCTACCACGAAAAGTACCCGACCATCTA                  CCATCTGCGGAAGAAGTTGGTTGACTCAACTGACAAGGCCGACCTCAGATT                  GATCTACTTGGCCCTCGCCCATATGATCAAATTCGCGGGACACTTCCTGAT                  CGAAGGCGATCTGAACCCTGATAACTCCGACGTGGATAAGCTTTTCATTCA                  ACTGGTGCAGACCTACAACCAACTGTTGGAAGAAAACCAATCAATGCTAG                  CGGCGTCGATGCCAAGGCCATCCTGTCCGCCCGGCTGTGGAAGTCGCGGGC                  CCTCGAAAACCTGATCGCACAGCTGCCGGGAGAGAAAAAGAACGGACTTTT                  CGGCAACTTGATCGCTCTCTCACTGGGACTCACTCCCAATTTCAAGTCCAA                  TTTTGACCTGGCCGAGGACGCGAAGCTGCAACTCTCAAAGGACACCTACGA                  CGACGACTTGGACAATTTGCTGGCACAAATTGGCGATCAGTACGCGGATCT                  GTTCCTTGGCGTAAGAACCTTTTCGGACGCAATCTTGTGTCCGATATCCT                  GCGCGTGAACACCGAAATAACCAAAGCGCCGCTTAGCGCCTCGATGATTAA                  GCGGTACGACGAGCATCACCAGGATCTCACGCTGCTCAAAGCGCTCGTGAG                  ACAGCAACTGCCTGAAAAGTACAAGGAGATCTTCTTCGACCAGTCCAAGAA                  TGGGTACGCAGGGTACATCGATGGAGGCGCTAGCCAGGAAGAGTTCTATAA                  GTTCATCAAGCCAATCCTGGAAAAGATGGACGGAACCGAAGAAGACTGGT                  CAAGCTGAACAGGGAGGATCTGCTCCGGAACAGAGAACCTTTGACAACGG                  ATCCATTCCCCACCAGATCCATCTGGGTGAGCTGCACGCCATCTTGGCGCG                  CCAGGAGGACTTTTACCCATTCTCAAGGACAACCCGGAAAAGATCGAGAA                  AATTCTGACGTTCCGCATCCCGTATTACGTGGGCCCACTGGCGCGCGGCAA                  TTTCGCGCTTCGCGTGGATGACTAGAAAATCAGAGGAAACCATCACTCCTTG                  GAATTTGAGGAAGTTGTGGATAAGGGAGCTTCGGCACAAAGCTTTCATCGA                  ACGAATGACCAACTTCGACAAGAATCTCCCAAACGAGAAGGTGCTTCCTAA                  GCACAGCCTCCTTTACGAATACTTCACTGTCTACAACGAACTGACTAAAGT                  GAAATACGTTACTGAAGGAATGAGGAAGCCGGCCTTTCTGTCCGAGAACA                  GAAGAAAGCAATTGTGATCTGCTGTTCAAGACCAACCGCAAGGTGACCGT                  CAAGCAGCTTAAAGAGGACTACTTCAAGAAGATCGAGTGTTCGACTCAGT                  GGAAATCAGCGGGGTGGAGGACAGATTCAACGCTTCGCTGGGAACCTATCA                  TGATCTCCTGAAGATCATCAAGGACAAGGACTTCTTCGACAACGAGGAGAA                  CGAGGACATCCTGGAAGATATCGTCCTGACCTTGACCTTTTCGAGGATCG                  CGAGATGATCGAGGAGGCTTAAGACCTACGCTCATCTCTTCGAGATAA                  GGTTCATGAAACAACTCAAGCGCCCGCGGTACACTGGTTGGGGCCGCCTCTC                  CCGCAAGCTGATCAACGGTATTCGCGATAAACAGAGCGGTAATAACTATCCT                  GGATTTCTCAAATCGGATGGCTTCGCTAATCGTAACTTCATGCAATTGAT                  CCACGACGACAGCCTGACCTTTAAGGAGGACATCCAAAAGCACAAGTGT                  CGGACAGGGAGACTCACTCCATGAACACATCGCGAATCTGGCCGGTTCGCC                  GGGGATTAAGAAGGGAATTCGCAAACTGTGAAGGTGGTTCGACGAGCTGGT                  GAAGTTCATGGGACGGCACAAACCGGAGAATATCGTATTGAAATGGCCCG                  AGAAAACCGACTACCCGAGAAGGGCCAGAAAAACTCCCGCGAAAGGATGAA                  GCGGATCGAAGAAGGAATCAAGGAGCTGGGCAGCCAGATCCTGAAAGAGCA                  CCCGGTGGAAAACACGCAGCTGCAGAACGAGAAGCTTACCTGTACTATTT                  GCAAAATGGACGGGACATGTACGTGGACCAAGAGCTGGACATCAATCGGTT                  GTCTGATTACGACGTGGACCACATCGTTCCACAGTCTTTCTGAAGGATGA                  CTCGATCGATAACAAGGTGTTGACTCGCAGCGACAAGAACAGAGGGAAGTC                  AGATAATGTCCATCGGAGGAGTTCGTGAAGAAGATGAAGAATTACTGGCG                  GCAGCTCCTGAATGCGAAGCTGATTACCCAGAGAAAAGTTTGACAATCTCAC                  TAAAGCCGAGCGCGCGGACTCTCAGAGCTGGATAAGGCTGGATTATCAA                  ACGGCAGCTGGTCGAGACTCGGCAGATTACCAAGCACGTGGCGCAGATCTT                  GGACTCCCGCATGAACACTAAATACGACGAGAACGATAAGCTCATCCGGGA                  AGTGAAGGTGATTACCCTGAAAAGCAAACCTTGTGTCCGACTTTTCGGAAGGA                  CTTTCAGTTTACAAAAGTGAGAGAAATCAACAACCTACCATCACGCGCATGA                  CGCATACCTCAACGCTGTGGTTCGGTACCGCCCTGATCAAAAAGTACCCTAA                  ACTTGAATCGGAGTTTGTGTACGGAGACTACAAGGTCTACGACGTGAGGAA                  GATGATAGCCAAGTCCGAACAGGAAATCGGGAAAGCAACTGCGAAATACTT                  CTTTTACTCAAACATCATGAACTTTTTCAAGACTGAAATTACGCTGGCCAA                  TGGAGAAATCAGGAAGAGGCCACTGATCGAAACTAACGGAGAAACGGGCGA                  AATCGTGTGGGACAAGGGCAGGGACTTCGCAACTGTTTCGCAAAGTGTCTC                  TATGCCGCAAGTCAATATTGTGAAGAAAACCGAAGTGCAAAACCGGCGGATT                  TTCAAAGGAATCGATCCTCCCAAAGAGAAATAGCGACAAGCTCATTGCACG                  CAAGAAAGACTGGGACCCGAAGAAGTACGGAGGATTCGATTTCGCCACTGT                  CGCATACTCCCTCCTCGTGGTGGCCAAGGTGGAGAAGGGAAAAGAGCAAAAA</p>	
----------------------------------	---	--

	<p>GCTCAAATCCGTCAAAGAGCTGCTGGGGATTACCATCATGGAACGATCCTC                  GTTCGAGAAGAACCCGATTGATTTCCCTCGAGGCGAAGGGTTACAAGGAGGT                  GAAGAAGGATCTGATCATCAAACCCCCAAGTACTCACTGTTCTGAACCTGGA                  AAATGGTCGGAAGCGCATGCTGGCTTCGGCCGGAGAACTCCAAAAAGGAAA                  TGAGCTGGCCTTGCTTAGCAAGTACGTCAACTTCCTCTATCTTGCTTCGCA                  CTACGAAAAACTCAAAGGGTCACCGGAAGATAACGAACAGAAGCAGCTTTT                  CGTGGAGCAGCACAAGCATTATCTGGATGAAATCATCGAACAAATCTCCGA                  GTTTTCAAAGCGCGTGATCCTCGCCGACGCCAACCTCGACAAAGTCTGTGTC                  GGCCTACAATAAGCATAGAGATAAGCCGATCAGAGAACAGGCCGAGAACAT                  TATCCACTTGTTCACCCTGACTAACCTGGGAGCCCCAGCCGCTTCAAGTA                  CTTGATACTACTATCGATCGCAAAAAGATACACGTCCACCAAGGAAGTCT                  GGACGCGACCCTGATCCACCAAGCATCACTGGACTCTACGAACTAGGAT                  CGATCTGTGCGAGCTGGGTGGCGATTGATAGTCTAGCCATCACATTTAAAA                  GCATCTCAGCCTACCATGAGAATAAGAGAAAAGAAAATGAAGATCAATAGCT                  TATTCATCTCTTTTTCTTTTTCTGTTGGTGTAAGCCAACACCCTGTCTAAA                  AAACATAAATTTCTTTAATCATTTTGCCTCTTTTTCTCTGTGCTTCAATTA                  TAAAAATGGAAGAACCTCGAG</p>	
<p>Cas9 ORF                  with splice                  junctions                  removed;                  12.75% U                  content</p>	<p>ATGGACAAGAAGTACAGCATCGGACTGGACATCGGAACAAACAGCGTCGGA                  TGGGCAGTCATCACAGACGAATACAAGGTCCCGAGCAAGAAGTTCAAGGTC                  CTGGGAAACACAGACAGACACAGCATCAAGAAGAACCCTGATCGGAGCAGTG                  CTGTTGACAGCGGAGAAACAGCAGAAGCAACAAGACTGAAGAGAACAGCA                  AGAAGAAGATACACAAGAAGAAGAACAAGAATCTGCTACCTGCAGGAAATC                  TTCAGCAACGAAATGGCAAAGGTGACGACAGCTTCTTCCACcggCTGGAA                  GAAAGCTTCTGGTTCGAAGAAGACAAGAAGCAGAAAGACACCCGATCTTC                  GGAAACATCGTCGACGAAGTCGCATACCACGAAAAGTACCCGACAATCTAC                  CACCTGAGAAAAGCTGGTCGACAGCACAGACAAGGCAGACCTGAGACTG                  ATCTACCTGGCACTGGCACACATGATCAAGTTCAGAGGACACTTCTCTGATC                  GAAGGAGACCTGAACCCGGACAACAGCGACGTCGACAAGCTGTTTATCCAG                  CTGGTCCAGACATACAACCAGCTGTTTGAAGAAAACCCGATCAACGCAAGC                  GGAGTCGACGCAAAGCAATCCTGAGCGCAAGACTGAGCAAGAGCAGAAGA                  CTGGAAAACCTGATCGCACAGCTGCCGGGAGAAAAGAAAGAACGGACTGTTT                  GGAAACCTGATCGCACTGAGCCTGGGACTGACACCGAACTTCAAGAGCAAC                  TTCGACCTGGCAGAAGACGCAAAGCTGCAGCTGAGCAAGGACACATACGAC                  GACGACCTGGACAACCTGCTGGCACAGATCGGAGACCAGTACGCAGACCTG                  TTCCTGGCAGCAAAGAACCCTGAGCGACGCAATCCTGCTGAGCGACATCCTG                  AGAGTCAACACAGAAATCACAAAGGCACCGCTGAGCGCAAGCATGATCAAG                  AGATACGACGAACACCACCAGGACCTGACACTGCTGAAGGCACTGGTCAGA                  CAGCAGCTGCCGAAAAGTACAAGGAAATCTTCTTTCGACCAGAGCAAGAAC                  GGATACGCAGGATACATCGACGGAGGAGCAAGCCAGGAAGAATTTCTACAAG                  TTCATCAAGCCGATCCTGGAAAAGATGGACGGAACAGAAGAATGCTGGTC                  AAGCTGAACAGAGAAGACCTGCTGAGAAAGCAGAGAACATTCGACAACGGA                  AGCATCCCGCACCAGATCCACCTGGGAGAAGTGCACGCAATCCTGAGAAGA                  CAGGAAGACTTCTACCCGTTCTGAAGGACAACAGAGAAAAGATCGAAAAG                  ATCCTGACATTCAGAATCCCCTACTACGTCGACCCGCTGGCAAGAGGAAAC                  AGCAGATTTCGATGGATGACAAGAAGAGCGAAGAAACAATCACACCCTGG                  AACTTCGAAGAAGTCGTCGACAAGGGAGCAAGCGCACAGAGCTTTCATCGAA                  AGAATGACAAACTTCGACAAGAACCCTGCCGAACGAAAAGGTCCTGCCGAAG                  CACAGCCTGCTGTACGAATACTTACAGTCTACAACGAACTGACAAAGGTC                  AAGTACGTCACAGAAGGAATGAGAAAGCCGGCATTCTGAGCGGAGAACAG                  AAGAAGGCAATCGTCGACCTGCTGTTCAAGACAAACAGAAAAGGTCACAGTC                  AAGCAGCTGAAGGAAGACTACTTCAAGAAGATCGAATGCTTCGACAGCGTC                  GAAATCAGCGGAGTCGAAGACAGATTCACGCAAGCCTGGGAACATACCAC                  GAACTGCTGAAGATCATCAAGGACAAGGACTTCTTGGACAACGAAGAAGAAC                  GAAGACATCCTGGAAGACATCGTCTGACACTGACACTGTTTGAAGACAGA                  GAAATGATCGAAGAAAGACTGAAGACATACGCACACCTGTTTGCAGACAAG                  GTCATGAAGCAGCTGAAGAGAAGAGATACACAGGATGGGGAAGACTGAGC                  AGAAAGCTGATCAACGGAATCAGAGACAAGCAGAGCGGAAAAGACAATCCTG                  GACTTCTGAAGAGCGACGGATTCGCAACAGAACTTTCATGCAGCTGATC                  CACGACGACAGCCTGACATTCAGGAAGACATCCAGAAGGCACAGGTCAGC                  GGACAGGGAGACAGCCTGCACGAACACATCGCAAACCTGGCAGGAAGCCCG</p>	<p>250</p>

	<p>GCAATCAAGAAGGGAATCCTGCAGACAGTCAAGGTCGTGACGAACCTGGTC  AAGGTCATGGGAAGACACAAGCCGAAAACATCGTCATCGAAATGGCAAGA  GAAAACCAGACAACACAGAAGGGACAGAAGAACAGCAGAGAAAGAATGAAG  AGAATCGAAGAAGGAATCAAGGAACTGGGAAGCCAGATCCTGAAGGAACAC  CCGGTCGAAAACACACAGCTGCAGAACGAAAAGCTGTACCTGTACTACCTG  CAaAACCGGAAGAGACATGTACGTGACCGAGGAACCTGGACATCAACAGACTG  AGCGACTACGACGTGACCCACATCGTCCCAGAGCTTCTGAAGGACGAC  AGCATCGACAACAAGGTCCTGACAAGAAGCGACAAGAACAGAGGAAAGAGC  GACAACGTCCCAGAGCGAAGAAGTCTCAAGAAGATGAAGAATACTGGAGA  CAGCTGTGAAACGAAAGCTGATCACACAGAGAAAGTTCGACAACCTGACA  AAGGCAGAGAGAGGAGGACTGAGCGAACTGGACAAGGCAGGATTCATCAAG  AGACAGCTGGTCGAAAACAAGACAGATCACAAAGCACGTGACACAGATCCTG  GACAGCAGAAATGAACACAAAGTACGACGAAAACGACAGCTGATCAGAGAA  GTCAAGGTCATCACACTGAAGAGCAAGCTGGTCAGCGACTTCAGAAAGGAC  TTCCAGTTCTACAAGGTCAGAGAAATCAACAATACTACCACCAGCACACGAC  GCATACCTGAACGCAGTCGTGGAACAGCAGCTGATCAAGAAGTACCCGAAAG  CTGGAAAGCGAATTCTGTCTACGGAGACTACAAGGTCACGACGTGAGAAAG  ATGATCGCAAAGAGCGAACAGGAAATCGGAAAGGCAACAGCAAAGTACTTC  TTCTACAGCAACATCATGAACTTCTCAAGACAGAAATCACACTGGCAAAC  GGAGAAATCAGAAAGAGACCGCTGATCGAAACAAACGGAGAAACAGGAGAA  ATCGTCTGGGACAAGGGAAGAGACTTCGCAACAGTCAGAAAGGTCCTGAGC  ATGCCGACAGGTCACATCGTCAAGAAGACAGAAGTCCAGACAGGAGGATTC  AGCAAGGAAAGCATCCTGCCGAAGAGAAACAGCGACAAGCTGATCGCAAGA  AAGAAGGACTGGGACCCGAAGAAGTACGGAGGATTCGACAGCCCGACAGTC  GCATACAGCGTCTGGTCTGCGCAAAGGTCGAAAAGGGAAAAGAGCAAGAAG  CTGAAGAGCGTCAAGGAACTGCTGGGAATCACAATCATGGAAAGAAGCAGC  TTCGAAAAGAACCCGATCGACTTCTTGAAGCAAAGGGATAACAAGGAAGTC  AAGAAGGACCTGATCATCAAGCTGCCGAAGTACAGCTGTTCGAACTGGAA  AACGGAAGAAGAGAATGCTGGCAAGCGCAGGAGAACTGCAGAAGGGAAAC  GAAGTGGCACTGCCGAGCAAGTACGTCAACTTCTGTACTTGGCAAGCCAC  TACGAAAAGCTGAAGGGAAGCCCGAAGACAACGAAACAGAAGCAGCTGTTC  GTGCAACAGCACAAGCACTACCTGGACGAAATCATCGAACAGATCAGCGAA  TTCAGCAAGAGAGTCACTCTGGCAGACGCAAACCTGGACAAGGTCCTGAGC  GCATACAACAAGCACAGAGACAAGCCGATCAGAGAACAGGCAGAAAACATC  ATCCACCTGTTCACACTGACAAACCTGGGAGCACCGGCAGCATTCAAGTAC  TTCGACACAACAATCGACAGAAAGAGATACACAAGCACAAAGGAAGTCTTG  GACGCAACACTGATCCACCAGAGCATCACAGGACTGTACGAAAACAAGAATC  GACCTGAGCCAGCTGGGAGGAGACGGAGGAGGAAGCCCGAAGAAGAAGAGA  AAGGTCCTAG</p>	
<p>Cas9  transcript  with 5' UTR  of HSD, ORF  correspondin  g to SEQ ID  NO: 250,  Kozak  sequence,  and 3' UTR  of ALB</p>	<p>GGGTCGCGCAGTCGGCGTCCAGCGGCTCTGCTTGTTCGTGTGTGTGTCGTT  GCAGGCCCTTATTCGGATCCGCCACCATGGACAAGAAGTACAGCATCGGACT  GGACATCGGAACAAACAGCGTCGGATGGGCAGTCATCACAGACGAATACAA  GGTCCCGAGCAAGAAGTTCAGGTCCTGGGAAACACAGACAGACACAGCAT  CAAGAAGAACCTGATCGGAGCACTGCTGTTTCGACAGCGGAGAAACAGCAGA  AGCAACAAGACTGAAGAGAACAGCAAGAAGAAGATACACAAGAAGAAGAA  CAGAATCTGCTACCTGCAGGAAATCTTCAGCAACGAAATGGCAAAGGTCGA  CGACAGCTTCTCCACcggtGGAAGAAAGCTTCTGGTCGAAGAAGACAA  GAAGCACGAAAGACACCCGATCTTCGAAACATCGTCGACGAAGTGCATA  CCACGAAAAGTACCCGACAATCTACCACCTGAGAAAAGAAGCTGGTCGACAG  CACAGACAAGGCAGACCTGAGACTGATCTACCTGGCACTGGCACACATGAT  CAAGTTCAGAGGACACTTCTGATCGAAGGAGACCTGAACCCGGACAACAG  CGAGTCGACAAGCTGTTTCATCCAGCTGGTCCAGACATACAACAGCTGTT  CGAAGAAAACCCGATCAACGCAAGCGGAGTCGACGCAAGGCAATCCTGAG  CGCAAGACTGAGCAAGAGCAGAAGACTGGAAAACCTGATCGCACAGCTGCC  GGGAGAAAAGAAGAACGGACTGTTTCGAAACCTGATCGCACTGAGCCTGGG  ACTGACACCGAACTTCAAGAGCAACTTCGACCTGGCAGAAGACGCAAAGCT  GCAGCTGAGCAAGGACACATACGACGACGACCTGGACAACCTGCTGGCACA  GATCGGAGACCAGTACGCAGACCTGTTCTGGCAGCAAAGAACCTGAGCGA  CGCAATCTGCTGAGCGACATCTGAGAGTCAACACAGAAATCACAAAGGC  ACCGCTGAGCGAAGCATGATCAAGAGATACGACGAACACCACCAGGACCT</p>	<p>251</p>



<p>GACACTGCTGAAGGCACTGGTCAGACAGCAGCTGCCGAAAAGTACAAGGA AATCTTCTTCGACCAGAGCAAGAACGGATACGCAGGATACATCGACGGAGG AGCAAGCCAGGAAGAATTCTACAAGTTCATCAAGCCGATCCTGGAAAAGAT GGACGGAACAGAAAGAACTGCTGGTCAAGCTGAACAGAGAAGACCTGCTGAG AAAGCAGAGAACATTTCGACAACGGAAGCATCCCACCAGATCCACCTGGG AGAAGTGCACGCAATCCTGAGAAGACAGGAAGACTTCTACCCGTTTCTGAA GGACAACAGAGAAAAGATCGAAAAGATCCTGACATTCAGAATCCCGTACTA CGTCCGACCCTGGCAAGAGGAAACAGCAGATTTCGCATGGATGACAAGAAA GAGCGAAGAAAACAATCACACCCTGGAACCTCGAAGAAGTCGTTCGACAAGGG AGCAAGCGCACAGAGCTTTCATCGAAAAGATGACAACTTCGACAAGAACCCT GCCGAACGAAAAGGTCCTGCCGAAGCACAGCCTGCTGTACGAATACTTCAC AGTCTACAACGAACTGACAAAGGTCAAGTACGTCACAGAAGGAATGAGAAA GCCGGCATTCCTGAGCGGAGAACAGAAGAAGGCAATCGTCGACCTGCTGTT CAAGACAAACAGAAAAGGTACAGTCAAGCAGCTGAAGGAAGACTACTTCAA GAAGATCGAATGCTTCGACAGCGTCGAAATCAGCGGAGTCGAAGACAGATT GAACGCAAGCCTGGGAACATACCACGACCTGCTGAAGATCATCAAGGACAA GGACTTCTTGACAACGAAAGAAAACGAAGACATCCTGGAAGACATCGTCT GACACTGACACTGTTTGAAGACAGAGAAAATGATCGAAGAAAAGACTGAAGAC ATACGCACACCTGTTTCGACGACAAGGTCATGAAGCAGCTGAAGAGAAGAAG ATACACAGGATGGGAAGACTGAGCAGAAAAGCTGATCAACGGAATCAGAGA CAAGCAGAGCGGAAAGACAATCCTGGACTTCTGAAAGAGCGACGGATTCCG AAACAGAACTTCATGCAGCTGATCCACGACGACAGCCTGACATTCAAGGA AGACATCCAGAAGGCACAGGTCAGCGGACAGGGAGACAGCCTGCACGAACA CATCGCAAACCTGGCAGGAAGCCCGGCAATCAAGAAGGGAATCCTGCGAGAC AGTCAAGGTCGTTCGACGAACCTGGTCAAGGTCATGGGAAGACACAAGCCGGA AAACATCGTCATCGAAATGGCAAGAGAAAACCAGACAACACAGAAGGGACA GAAGAACAGCAGAGAAAAGAAATGAAGAGAATCGAAGAAGGAATCAAGGAACT GGGAAGCCAGATCCTGAAGGAACACCCGGTTCGAAAACACACAGCTGCAGAA CGAAAAGCTGTACTTGTACTACCTGCAaAACGGAAGAGACATGTACGTCGA CCAGGAACTGGACATCAACAGACTGAGCGACTACGACGTCGACCACATCGT CCCGCAGAGCTTCTGAAAGGACGACAGCATCGACAACAAGGTCCTGACAAG AAGCGACAAGAACAGAGGAAAGAGCGACAACGTCCCGAGCGAAGAAGTCGT CAAGAAGATGAAGAATACTGGAGACAGCTGCTGAACGCAAAGCTGATCAC ACAGAGAAAAGTTCGACAACCTGACAAAGGCAGAGAGAGGAGGACTGAGCGA ACTGGACAAGGCAGGATTCATCAAGAGACAGCTGGTCGAAAACAAGACAGAT CACAAAGCAGCTCGCACAGATCCTGGACAGCAGAATGAACACAAAGTACGA CGAAAACGACAAGCTGATCAGAGAAGTCAAGGTCATCACACTGAAGAGCAA GCTGGTCAGCGACTTCAGAAAAGGACTTCCAGTTCACAAGGTCAGAGAAAT CAACAATACTACCACCACGCACACGACGCATACCTGAACGCGAGTCGTCCGAA AGCACTGATCAAGAAGTACCCGAAGCTGGAAAGCGAATTCGTCTACGGAGA CTACAAGGTCACGACGTCAGAAAGATGATCGCAAAGAGCGAACAGGAAAT CGGAAAGGCAACAGCAAAGTACTTCTTCTACAGCAACATCATGAACTTCTT CAAGACAGAAATCACACTGGCAAACGGAGAAATCAGAAAAGAGACCGCTGAT CGAAACAACCGGAGAAACAGGAGAAATCGTCTGGGACAAGGGAAGAGACTT CGCAACAGTCAGAAAGGTCCTGAGCATGCCGAGGTC AACATCGTCAAGAA GACAGAAGTCCAGACAGGAGGATTCAGCAAGGAAAAGCATCCTGCCGAAGAG AAACAGCGACAAGCTGATCGCAAGAAAAGGACTGGGACCCGAAGAAGTA CGGAGGATTCGACAGCCCCGACAGTCGCATACAGCGTCTGGTTCGTTCGAAA GGTCGAAAAGGGAAGAGCAAGAAGCTGAAGAGCGTCAAGGAACTGCTGGG AATCACAATCATGGAAAGAAGCAGCTTCGAAAAGAACCAGATCGACTTCTT GGAAGCAAAGGGATACAAGGAAGTCAAGAAGGACCTGATCATCAAGCTGCC GAAGTACAGCCTGTTTGAACCTGGAAAACGGAAGAAAAGAGAATGCTGGCAAG CGCAGGAGAACTGCAGAAGGAAAACGAAGTGGCACTGCCGAGCAAGTACGT CAACTTCTGTACTTGGCAAGCCACTACGAAAAGCTGAAGGGAAGCCCGGA AGACAACGAACAGAAAGCAGCTGTTTCGTGCAACAGCACAAAGCACTACCTGGA CGAAATCATCGAACAGATCAGCGAATTCAGCAAGAGAGTCATCCTGGCAGA CGCAAACCTGGACAAGGTCCTGAGCGCATACAACAAGCACAGAGACAAGCC GATCAGAGAACAGGCAGAAAACATCATCCACCTGTTTCACTGACAAACCT GGGAGCACCCGACAGATTCAAGTACTTCGACACAACAATCGACAGAAAAGAG ATACACAAGCACAAGGAAGTCTTGACGCAACACTGATCCACCAGAGCAT CACAGGACTGTACGAAAACAAGAAATCGACTGAGCCAGCTGGGAGGAGACGG</p>	
--	--

	<p>AGGAGGAAGCCCCGAAGAAGAAGAGAAAAGGTCTAGCTAGCCATCACATTTAA  AAGCATCTCAGCCTACCATGAGAATAAGAGAAAAGAAAATGAAGATCAATAG  CTTATTTCATCTCTTTTTCTTTTTCTGTTGGTGTAAAGCCAAACACCCTGTCTA  AAAAACATAAATTTCTTTAATCATTTTGCCTCTTTTCTCTGTGCTTCAATT  AATAAAAAATGAAAGAACCTCGAG</p>	
<p>Cas9 ORF  with minimal  uridine  codons  frequently  used in  humans in  general;  12.75% U  content</p>	<p>ATGGACAAGAAGTACAGCATCGGCCTGGACATCGGCACCAACAGCGTGGGC  TGGGCCGTGATCACCGACGAGTACAAGGTGCCAGCAAGAAGTTCAAGGTG  CTGGGCAACACCGACAGACACAGCATCAAGAAGAACCTGATCGGCGCCCTG  CTGTTTCGACAGCGGCGAGACCGCCGAGGCCACCAGACTGAAGAGAACCGCC  AGAAGAAGATACACCAGAAGAAAGAACAGAATCTGCTACCTGCAGGAGATC  TTCAGCAACGAGATGGCCAAGGTGGACGACAGCTTCTTCCACAGACTGGAG  GAGAGCTTCCTGGTGGAGGAGACAAGAAGCAGCAGAGACACCCCATCTTC  GGCAACATCGTGGACGAGGTGGCCTACCACGAGAAGTACCCACCATCTAC  CACCTGAGAAAGAAGCTGGTGGACAGCACCAGACAAGGCCGACCTGAGACTG  ATCTACCTGGCCCTGGCCCACATGATCAAGTTCAGAGGCCACTTCTGTGATC  GAGGGCGACCTGAACCCCGACAACAGCGACGTGGACAAAGCTGTTTCATCCAG  CTGGTGCAGACCTACAACCAGCTGTTTCGAGGAGAACCCCATCAACGCCAGC  GGCGTGGACGCCAAGGCCATCCTGAGCGCCAGACTGAGCAAGAGCAGAAGA  CTGGAGAACCTGATCGCCCAGCTGCCCGGCGAGAAGAAGAAGCGCCCTGTTT  GGCAACCTGATCGCCCTGAGCCTGGGCCTGACCCCAACTTCAAGAGCAAC  TTCGACCTGGCCGAGGACGCCAAGCTGCAGCTGAGCAAGGACACCTACGAC  GACGACCTGGACAACCTGCTGGCCAGATCGGCGACCAGTACGCCGACCTG  TTCCTGGCCCGCAAGAACCTGAGCGACGCCATCCTGCTGAGCGACATCCTG  AGAGTGAACACCGAGATCACCAAGGCCCCCTGAGCGCCAGCATGATCAAG  AGATACGACGAGCACCACCAGGACCTGACCCTGCTGAAGGCCCTGGTGAGA  CAGCAGCTGCCCGAGAAGTACAAGGAGATCTTCTTCGACCAGAGCAAGAAC  GGCTACGCCGGCTACATCGACGGCGGCCAGCCAGGAGGAGTTCTACAAG  TTCATCAAGCCCATCCTGGAGAAGATGGACGGCACCCGAGGAGCTGCTGGTG  AAGCTGAACAGAGAGGACCTGCTGAGAAAGCAGAGAACCTTCGACAACGGC  AGCATCCCCACCAGATCCACCTGGGCGAGCTGCACGCCATCCTGAGAAGA  CAGGAGGACTTCTACCCCTTCTGAAAGACAACAGAGAGAAGATCGAGAAG  ATCCTGACCTTCAGAATCCCCTACTACGTGGGCCCCCTGGCCAGAGGCAAC  AGCAGATTCCCTGGATGACCAGAAAGAGCGAGGAGACCATCACCCCTGG  AACTTCGAGGAGGTGGTGGACAAGGGCGCCAGCGCCAGAGCTTCATCGAG  AGAATGACCAACTTCGACAAGAACCTGCCAACGAGAAGGTGCTGCCCAAG  CACAGCCTGCTGTACGAGTACTTACCCTGTACAACGAGCTGACCAAGGTG  AAGTACGTGACCGAGGGCATGAGAAAGCCCGCCTTCTGAGCGGCGAGCAG  AAGAAGGCCATCGTGGACCTGCTGTTCAAGACCAACAGAAAGGTGACCGTG  AAGCAGCTGAAGGAGGACTACTTCAAGAAGATCGAGTGCTTCGACAGCGTG  GAGATCAGCGGCGTGGAGGACAGATTCAACGCCAGCCTGGGCACCTACCAC  GACCTGCTGAAGATCATCAAGGACAAGGACTTCTGGACAACGAGGAGAAC  GAGGACATCCTGGAGGACATCGTGTGACCCTGACCCTGTTTCGAGGACAGA  GAGATGATCGAGGAGAGACTGAAGACCTACGCCACCTGTTTCGACGACAAG  GTGATGAAGCAGCTGAAGAGAAGAAGATACACCGGCTGGGGCAGACTGAGC  AGAAAGCTGATCAACGGCATCAGAGACAAGCAGAGCGGCAAGACCATCCTG  GACTTCTGAAGAGCGACGGCTTCGCCAACAGAACTTCATGCAGCTGATC  CACGACGACAGCCTGACCTTCAAGGAGGACATCCAGAAGGCCAGGTGAGC  GGCCAGGGCGACAGCCTGCACGAGCACATCGCCAACCTGGCCGGCAGCCCC  GCCATCAAGAAGGGCATCCTGCAGACCGTGAAGGTGGTGGACGAGCTGGTG  AAGGTGATGGGCAGACACAAGCCCGAGAACATCGTGATCGAGATGGCCAGA  GAGAACCAGACCACCCAGAAGGGCCAGAAGAACAGCAGAGAGAGAATGAAG  AGAATCGAGGAGGGCATCAAGGAGCTGGGCAGCCAGATCCTGAAGGAGCAC  CCCGTGGAGAACACCCAGCTGCAGAACGAGAAGCTGTACTGTACTACTG  CAGAACGGCAGAGACATGTACGTGGACCAGGAGCTGGACATCAACAGACTG  AGCGACTACGACGTGGACCACATCGTGCACCAGAGCTTCTGAAGGACGAC  AGCATCGACAACAAGGTGCTGACCAGAAGCGACAAGAACAGAGGCAAGAGC  GACAACGTGCCAGCGAGGAGGTGGTGAAGAAGATGAAGAATACTGGAGA  CAGCTGCTGAACGCCAAGCTGATCACCCAGAGAAAGTTCGACAACCTGACC  AAGGCCGAGAGAGGGCGCCTGAGCGAGCTGGACAAGGCCGGCTTCATCAAG  AGACAGCTGGTGGAGACCAGACAGATCACCAAGCACGTGGCCAGATCCTG</p>	<p>252</p>

	<p>GACAGCAGAATGAACACCAAGTACGACGAGAACGACAAGCTGATCAGAGAG          GTGAAGGTGATCACCCTGAAGAGCAAGCTGGTGAGCGACTTCAGAAAGGAC          TTCCAGTTCTACAAGGTGAGAGAGATCAACAACCTACCACCACGCCACGAC          GCCTACCTGAACGCGTGGTGGGCACCGCCCTGATCAAGAAGTACCCCAAG          CTGGAGAGCGAGTTCGTGTACGGCGACTACAAGGTGTACGACGTGAGAAAG          ATGATCGCCAAGAGCGAGCAGGAGATCGGCCAAGGCCACCGCCAAGTACTTC          TTCTACAGCAACATCATGAACTTCTTCAAGACCGAGATCACCTGGCCAAC          GCGGAGATCAGAAAGAGACCCCTGATCGAGACCAACGGCGAGACCGGCGAG          ATCGTGTGGGACAAGGGCAGAGACTTCGCCACCCTGAGAAAGGTGCTGAGC          ATGCCCCAGGTGAACATCGTGAAGAAGACCGAGGTGCAGACCGGCGGCTTC          AGCAAGGAGAGCATCCTGCCCAAGAGAAACAGCGACAAGCTGATCGCCAGA          AAGAAGGACTGGACCCCAAGAAGTACGGCGGCTTCGACAGCCCCACCGTG          GCCTACAGCGTGTGGTGGTGGCCAAGGTGGAGAAGGGCAAGAGCAAGAAG          CTGAAGAGCGTGAAGGAGCTGCTGGGCATCACCATCATGGAGAGAAGCAGC          TTCGAGAAGAACCCCATCGACTTCTTGGAGGCCAAGGGCTACAAGGAGGTG          AAGAAGGACCTGATCATCAAGCTGCCAAGTACAGCCTGTTTCGAGCTGGAG          AACGGCAGAAAGAGAATGCTGGCCAGCGCCGGCGAGCTGCAGAAGGGCAAC          GAGCTGGCCCTGCCAGCAAGTACGTGAACTTCTGTACTTGGCCAGCCAC          TACGAGAAGCTGAAGGGCAGCCCCGAGGACAACGAGCAGAAGCAGCTGTTC          GTGGAGCAGCACAAGCACTACCTGGACGAGATCATCGAGCAGATCAGCGAG          TTCAGCAAGAGAGTGATCCTGGCCGACGCCAACCTGGACAAGGTGCTGAGC          GCCTACAACAAGCACAGAGACAAGCCCATCAGAGAGCAGGCCGAGAATC          ATCCACCTGTTACCCCTGACCAACCTGGGCGCCCCCGCCGCTTCAAGTAC          TTCGACACCACCATCGACAGAAAGAGATAACACCAGCACAAGGAGGTGCTG          GACGCCACCCTGATCCACCAGAGCATCACCGCCTGTACGAGACCAGAATC          GACCTGAGCCAGCTGGGCGGCGACGGCGGCGGACCCCCAAGAAGAAGAGA          AAGGTGTGA</p>	
<p>Cas9          transcript          with 5' UTR          of HSD, ORF          correspondin          g to SEQ ID          NO: 252,          Kozak          sequence,          and 3' UTR          of ALB</p>	<p>GGGTCCCGCAGTCGGCGTCCAGCGGCTCTGCTTGTTCGTGTGTGTGCTT          GCAGGCCTTATTCGGATCCGCCACCATGGACAAGAAGTACAGCATCGGCCT          GGACATCGGCACCAACAGCTGGGCTGGGCGTGATCACCGACGAGTACAA          GGTGCCACAGCAAGAAGTTCAAGGTGCTGGGCAACACCGACAGACACAGAT          CAAGAAGAACCTGATCGGCGCCCTGCTGTTTCGACAGCGGCGAGACCGCCGA          GGCCACCAGACTGAAGAGAACCGCCAGAAGAAGATACACCAGAAGAAAGAA          CAGAATCTGCTACCTGCAGGAGATCTTCAGCAACGAGATGGCCAAGGTGGA          CGACAGCTTCTTCCACAGACTGGAGGAGAGCTTCTTGGTGGAGGAGGACAA          GAAGCACGAGAGACACCCCATCTTCGGCAACATCGTGGACGAGGTGGCCTA          CCACGAGAAGTACCCACCATCTACCACCTGAGAAAGAAGCTGGTGGACAG          CACCGACAAGGCCGACTGAGACTGATCTACCTGGCCCTGGCCCATAGTAT          CAAGTTCAGAGGCCACTTCTGATCGAGGGCGACCTGAACCCCGACAACAG          CGACGTGGACAAGCTGTTTATCCAGCTGGTGCAGACCTACAACCAGCTGTT          CGAGGAGAACCCATCAACGCCAGCGGCGTGGACGCCAAGGCCATCCTGAG          CGCCAGACTGAGCAAGAGCAGAAGACTGGAGAACCTGATCGCCCAGCTGCC          CGGCGAGAAGAAGAACGGCCTGTTCGGCAACCTGATCGCCCTGAGCCTGGG          CCTGACCCCCAACTTCAAGAGCAACTTCGACCTGGCCGAGGACGCCAAGCT          GCAGCTGAGCAAGGACACCTACGACGACGACCTGGACAACCTGTGGCCCA          GATCGGCGACCAGTACGCCACCTGTTCTTGGCCGCCAAGAACCTGAGCGA          CGCCATCCTGCTGAGCGACATCCTGAGAGTGAACACCGAGATCACCAGGC          CCCCCTGAGCGCCAGCATGATCAAGAGATACGACGAGCACCACCAGGACCT          GACCCTGCTGAAGGCCCTGGTGGACAGCAGCTGCCCGAGAAGTACAAGGA          GATCTTCTTCGACCAGAGCAAGAACGGCTACGCCGGCTACATCGACGGCGG          GCACGCCACCGAGGAGTTCACAAGTTCATCAAGCCATCCTGGAGAAGAT          GGACGGCACCGAGGAGCTGCTGGTGAAGCTGAACAGAGAGGACCTGTGAG          AAAGCAGAGAACCTTCGACAACGGCAGCATCCCCACCAGATCCACCTGGG          CGAGCTGCACGCCATCCTGAGAAGACAGGAGGACTTCTACCCCTTCTGAA          GGACAACAGAGAGAAGATCGAGAAGATCCTGACCTTCAAGATCCCTACTA          CGTGGGCCCCCTGGCCAGAGGCAACAGCAGATTCGCCTGGATGACCAGAAA          GAGCGAGGAGACCATCACCCCTGGAACCTTCGAGGAGGTGGTGGACAAGGG          CGCCAGCGCCAGAGCTTCATCGAGAGAATGACCAACTTCGACAAGAACCT          GCCCAACGAGAAGGTGCTGCCAAGCACAGCCTGCTGTACGAGTACTTCAC          CGTGTACAACGAGCTGACCAAGGTGAAGTACGTGACCGAGGGCATGAGAAA</p>	<p>253</p>

	<p>GCCCGCCTTCTGAGCGGCGAGCAGAAGAAGGCCATCGTGGACCTGCTGTT          CAAGACCAACAGAAAGGTGACCGTGAAGCAGCTGAAGGAGGACTACTTCAA          GAAGATCGAGTGCTTCGACAGCGTGGAGATCAGCGGCGTGGAGGACAGATT          CAACGCCAGCCTGGGCACCTACCACGACCTGCTGAAGATCATCAAGGACAA          GGACTTCTGGACAACGAGGAGAACGAGGACATCCTGGAGGACATCGTGCT          GACCCTGACCCTGTTTCGAGGACAGAGAGATGATCGAGGAGAGACTGAAGAC          CTACGCCCACCTGTTTCGACGACAAGGTGATGAAGCAGCTGAAGAGAAGAAG          ATACACCGGCTGGGGCAGACTGAGCAGAAAGCTGATCAACGGCATCAGAGA          CAAGCAGAGCGGCAAGACCATCCTGGACTTCTGAAGAGCGACGGCTTCGC          CAACAGAAACTTCATGCAGCTGATCCACGACGACAGCCTGACCTTCAAGGA          GGACATCCAGAAGGCCAGGTGAGCGGCCAGGGCGACAGCCTGCACGAGCA          CATCGCCAACCTGGCCGGCAGCCCCGCCATCAAGAAGGGCATCCTGCAGAC          CGTGAAGGTGGTGGACGAGCTGGTGAAGGTGATGGGCGACACAAGCCCGA          GAACATCGTGATCGAGATGGCCAGAGAGAACCAGACCACCCAGAAGGGCCA          GAAGAACAGCAGAGAGAGAATGAAGAGAATCGAGGAGGGCATCAAGGAGCT          GGGCAGCCAGATCCTGAAGGAGCACCCTGGGAGAACCCAGCTGACGAAA          CGAGAAGCTGTACTGTACTACCTGCAGAACGGCAGAGACATGTACGTGGA          CCAGGAGCTGGACATCAACAGACTGAGCGACTACGACGTGGACCACATCGT          GCCCCAGAGCTTCTGAAGGACGACAGCATCGACAACAAGGTGCTGACCAG          AAGCGACAAGAACAGAGGCAAGAGCGACAACGTGCCAGCGAGGAGGTGGT          GAAGAAGATGAAGAATACTGGAGACAGCTGCTGAACGCCAAGCTGATCAC          CCAGAGAAAGTTCGACAACCTGACCAAGGCCGAGAGAGGGCGGCTGAGCGA          GCTGGACAAGGCCGGCTTTCATCAAGAGACAGCTGGTGGAGACCAGACAGAT          CACCAAGCACGTGGCCAGATCCTGGACAGCAGAATGAACACCAAGTACGA          CGAGAACGACAAGCTGATCAGAGAGGTGAAGGTGATCACCTGAAGAGCAA          GCTGGTGAGCGACTTCAGAAAGGACTTCCAGTCTTACAAGGTGAGAGAGAT          CAACAATAACCACGCCCCACGACGCCTACCTGAACGCCGTGGTGGGCAC          CGCCCTGATCAAGAAGTACCCCAAGCTGGAGAGCGAGTTCGTGTACGGCGA          CTACAAGGTGTACGACGTGAGAAAGATGATCGCCAAGAGCGAGCAGGAGAT          CGGCAAGGCCACCGCAAGTACTTCTTCTACAGCAACATCATGAATCTTCT          CAAGACCGAGATCACCTTGGCCAACGGCGAGATCAGAAAGAGACCCCTGAT          CGAGACCAACGGCGAGACCGGCGAGATCGTGTGGGACAAGGGCAGAGACTT          CGCCACCGTGAGAAAGGTGCTGAGCATGCCCCAGGTGAACATCGTGAAGAA          GACCGAGGTGCAGACCGGCGGCTTCAGCAAGGAGAGCATCCTGCCCAAGAG          AAACAGCGACAAGCTGATCGCCAGAAAGAAGACTGGGACCCCAAGAAGTA          CGGCGGCTTCGACAGCCCCACCGTGGCCTACAGCGTGTGGTGGTGGCCAA          GGTGGAGAAGGGCAAGAGCAAGAAGCTGAAGAGCGTGAAGGAGCTGCTGGG          CATCACCATCATGGAGAGAAGCAGCTTCGAGAAGAACCCCATCGACTTCTT          GGAGGCCAAGGGCTACAAGGAGGTGAAGAAGGACCTGATCATCAAGTTCGC          CAAGTACAGCCTGTTTCGAGCTGGAGAACGGCAGAAAGAGAATGCTGGCCAG          CGCCGGCGAGCTGCAGAAGGGCAACGAGCTGGCCCTGCCAGCAAGTACGT          GAACTTCTGTACCTGGCCAGCCACTACGAGAAGCTGAAGGGCAGCCCCGA          GGACAACGAGCAGAAGCAGCTGTTCGTGGAGCAGCAAGCACTACCTGGA          CGAGATCATCGAGCAGATCAGCGAGTTCAGCAAGAGAGTATCCTGGCCGA          CGCCAACCTGGACAAGGTGCTGAGCGCCTACAACAAGCACAGAGACAAGCC          CATCAGAGAGCAGGCCGAGAACATCATCCACCTGTTCAACCTGACCAACCT          GGGCGCCCCCGCCCTTCAAGTACTTCGACACCACCATCGACAGAAAGAG          ATACACCAGCACCAAGGAGGTGCTGGACGCCACCCTGATCCACCAGAGCAT          CACCGGCTGTACGAGACCAGAATCGACCTGAGCCAGCTGGGCGGCGACGG          CGGCGGCGAGCCCCAAGAAGAAGGAAAGGTGTGACTAGCCATCACATTTAA          AAGCATCTCAGCCTACCATGAGAATAAGAGAAAGAAAATGAAGATCAATAG          CTTATTTCATCTCTTTTCTTTTTCGTTGGTGTAAAGCCAACCCCTGTCTA          AAAAAATAAATTTCTTTAATCATTTTGCCTCTTTTCTCTGTGCTTCAATT          AATAAAAAATGGAAAGAACCTCGAG</p>	
<p>Cas9 ORF          with minimal          uridine          codons          infrequently          used in</p>	<p>ATGGACAAAAAATACAGCATAGGGCTAGACATAGGGACGAACAGCGTAGGG          TGGGCGGTAATAACGGACGAATACAAAGTACCGAGCAAAAAATTCAAAGTA          CTAGGGAACACGGACCGACACAGCATAAAAAAAACCTAATAGGGGCGGTA          CTATTCGACAGCGGGGAAACGGCGGAAGCGACGCGACTAAAACGAACGGCG          CGACGACGATACCGCGACGAAAAAACCGAATATGCTACCTACAAGAAATA          TTCAGCAACGAAATGGCGAAAGTAGACGACAGCTTCTTCCACCGACTAGAA</p>	<p>254</p>

<p>humans in general; 12.75% U content</p>	<p>GAAAGCTTCCTAGTAGAAGAAGACAAAAACACGAACGACACCCGATATTC GGGAACATAGTAGACGAAGTAGCCTACCACGAAAAATACCCGACGATATAC CACCTACGAAAAAACTAGTAGACAGCACGGACAAAGCGGACCTACGACTA ATATACCTAGCGCTAGCGCACATGATAAAATTCCGAGGGCACTTCCTAATA GAAGGGGACCTAAACCCGGACAACAGCGACGTAGACAACTATTCATACAA CTAGTACAAACGTACAACCACTATTCGAAGAAAACCCGATAAACCGCGAGC GGGGTAGACGCGAAAGCGATACTAAGCGCGCGACTAAGCAAAAGCCGACGA CTAGAAAACCTAATAGCGCACTACCGGGGAAAAAAAACGGGCTATTC GGGAACCTAATAGCGCTAAGCCTAGGGCTAACGCCGAACTTCAAAGCAAC TTCGACCTAGCGGAAGACCGGAACTACAATAAGCAAAGACACGTACGAC GACGACCTAGACAACCTACTAGCGCAAATAGGGGACCAATACGCGGACCTA TTCCTAGCGGCGAAAAACCTAAGCGACGCGATACTACTAAGCGACATACTA CGAGTAAACACGGAATAACGAAAGCGCCGCTAAGCGCGAGCATGATAAAA CGATACGACGAACACCACCAAGACCTAACGCTACTAAAAGCGCTAGTACGA CAACAACCTACCGAAAAATACAAGAAATATTCTTCGACCAAAGCAAAAA GGGTACGCGGGGTACATAGACGGGGGGCGAGCCAAGAAGAAATTCATACAA TTCATAAAACCGATACTAGAAAAATGGACGGGACGGAAGAAGAACTACTA AAACTAAACCGAGAAGACCTACTACGAAAACAACGAACGTTTCGACAACGGG AGCATAACCGACCAAATACACCTAGGGGAACCTACACGCGATACTACGACGA CAAGAAGACTTCTACCCGTTCTAAAAGACAACCGAGAAAAAATAGAAAA ATACTAACGTTCCGAATACCGTACTACGTAGGGCCGCTAGCGCGAGGGAAC AGCCGATTCGCGTGGATGACGCGAAAAAGCGAAGAAGCATAACGCCGTGG AACTTCGAAGAAGTAGTAGACAAAAGGGGCGAGCGCGAAAGCTTCATAGAA CGAATGACGAACTTCGACAAAAACCTACCGAACGAAAAAGTACTACCGAAA CACAGCCTACTATACGAATACTTCACGGTATACAACGAACCTAACGAAAGTA AAATACGTAACGGAAGGGATGCGAAAACCGGCGTTCTAAGCGGGGAACAA AAAAAAGCGATAGTAGACCTACTATTCAAACGAACCGAAAAGTAACGGTA AAACAACCTAAAAGAAGACTACTTCAAAAAAATAGAAATGCTTCGACAGCGTA GAAATAAGCGGGGTAGAAGACCGATTCAACGCGAGCCTAGGGACGTACCAC GACCTACTAAAAATAATAAAAGACAAAAGACTTCTTAGACAACGAAGAAAA GAAGACATACTAGAAGACATAGTACTAACGCTAACGCTATTTCGAAGCCGA GAAATGATAGAGAACGACTAAAACGTACGCGCACCTATTTCGACGACAAA GTAATGAAACAACCTAAAACGACGACGATACACGGGGTGGGGGCGACTAAGC CGAAAACCTAATAAACGGGATACGAGACAAACAAAGCGGAAAACGATACTA GACTTCTAAAAGCGACGGGTTTCGCGAACCGAACTTCATGCAACTAATA CACGACGACAGCCTAACGTTCAAAGAAGACATACAAAAAGCGCAAGTAAGC GGCAAGGGGACAGCCTACACGAACACATAGCGAACCTAGCGGGGAGCCCG GGGATAAAAAAGGGATACTACAACGGTAAAAGTAGTAGACGAACCTAGTA AAAGTAATGGGGCGCACAAAACCGGAAAACATAGTAATAGAAATGGCGGA GAAAACCAAACGACGCAAAAAGGGCAAAAAAACAGCCGAGAACGAATGAAA CGAATAGAAGAAGGGATAAAAAGAACTAGGGAGCCAAATACTAAAAGAACAC CCGGTAGAAAACACGCAACTACAAAACGAAAAACTATACCTATACTACCTA CAAAACGGGGGAGACATGTACGTAGACCAAGAAGTACATATAAACCGACTA AGCGACTACGACGTAGACCACATAGTACCGCAAAGCTTCTAAAAGACGAC AGCATAGACAACAAAGTACTAACGCGAAGCGACAAAAACCGAGGGAAAAAGC GACAACGTACCGAGCGAAGAAGTAGTAAAAAAAATGAAAAACTACTGGCGA CAACTACTAACCGGAAACTAATAACGCAACGAAAAATTCGACAACCTAACG AAAGCGGAACGAGGGGGGCTAAGCGAACTAGACAAAGCGGGGTTCTAAAA CGACAACCTAGTAGAAACGCGACAATAACGAAACACGTAGCGCAAATACTA GACAGCCGAATGAACACGAAATACGACGAAAACGACAACTAATACGAGAA GTAAAAGTAATAACGCTAAAAGCAAAGTAAAGCGACTTCCGAAAAGAC TTCCAATTCTACAAAGTACGAGAAAATAACAACCTACCACCACGCGCACGAC GCGTACCTAAACGCGGTAGTAGGGACGGCGCTAATAAAAAAATACCCGAAA CTAGAAAGCGAATTCGTATACGGGGACTACAAAGTATACGACGTACGAAAA ATGATAGCGAAAAGCGAACAAGAAATAGGGAAAGCGACGGCGAAATACTTC TTCTACAGCAACATAATGAACCTTCTCAAACGGAAATAACGCTAGCGAAC GGGGAAATACGAAAACGACCGCTAATAGAAACGAACGGGGAAACGGGGGAA ATAGTATGGGACAAAAGGGCGAGACTTCGCGACGGTACGAAAAGTACTAAGC ATGCCGCAAGTAAACATAGTAAAAAAAACGGAAGTACAAAACGGGGGGGTTTC AGCAAAGAAGCATACTACCGAAAACGAAACAGCGACAACTAATAGCGCGA AAAAAAGACTGGGACCCGAAAAAATACGGGGGGTTTCGACAGCCCGACGGTA</p>	
--	--	--

	<p>CGGTACAGCGTACTAGTAGTAGCGAAAAGTAGAAAAAGGAAAAGCAAAAA  CTAAAAAGCGTAAAAAGAACTACTAGGGATAACGATAATGGAACGAAGCAGC  TTTCGAAAAAACCCGATAGACTTCTTAGAAGCGAAAGGGTACAAAAGAAGTA  AAAAAAGACCTAATAATAAACTACCGAAATACAGCCTATTTCGAACTAGAA  AACGGGCGAAAACGAATGCTAGCGAGCGCGGGGGAACACAAAAAGGGAAC  GAACTAGCGCTACCGAGCAAATACGTAAACTTCCTATACCTAGCGAGCCAC  TACGAAAACTAAAAGGGAGCCCGGAAGACAACGAACAAAAACAACCTATTC  GTAGAACAACACAAACTACCTAGACGAAATAATAGAACAATAAGCGAA  TTCAGCAAACGAGTAATACTAGCGGACGCGAACCTAGACAAAAGTACTAAGC  GCGTACAACAAACACCGAGACAAACCGATACGAGAACAAGCGAAAACATA  ATACACCTATTACGCTAACGAACCTAGGGGCGCCGGCGGCTTCAAATAC  TTTCGACACGACGATAGACCGAAAACGATACACGAGCACGAAAGAAGTACTA  GACGCGACGCTAATACACCAAAGCATAACGGGGCTATACGAAACGCGAATA  GACCTAAGCCAACTAGGGGGGACGGGGGGGGAGCCCGAAAAAAAACGA  AAAGTATGA</p>	
<p>Cas9  transcript  with 5' UTR  of HSD, ORF  correspondin  g to SEQ ID  NO: 254,  Kozak  sequence,  and 3' UTR  of ALB</p>	<p>GGGTCCCGCAGTCGGCGTCCAGCGGCTCTGCTTGTTCGTGTGTGTGTCGTT  GCAGGCCTTATTTCGGATCCGCCACCATGGACAAAAAATACAGCATAGGGCT  AGACATAGGGACGAACAGCGTAGGGTGGGCGGTAATAACGGACGAATACAA  AGTACCGAGCAAAAATTTCAAAGTACTAGGGAACACGGACCGACACAGCAT  AAAAAAAACCTAATAGGGGCGTACTATTTCGACAGCGGGGAAACGGCGGA  AGCGACGCGACTAAAACGAACGGCGGACGACGATACACGGACGAAAAAA  CCGAATATGCTACCTACAAGAAATATTTCAGCAACGAAATGGCGAAAGTAGA  CGACAGCTTCTTCCACCGACTAGAAGAAAGCTTCTTAGTAGAAGAAGACAA  AAAACACGAACGACACCCGATATTCGGGAACATAGTAGACGAAGTAGCGTA  CCACGAAAAATACCCGACGATATACCACCTACGAAAAAACTAGTAGACAG  CACGGACAAAGCGGACCTACGACTAATATACCTAGCGCTAGCGCACATGAT  AAAATTCCGAGGGCACTTCTAATAAGAAGGGACCTAAACCCGGACAACAG  CGACGTAGACAAAATTTTATACAACCTAGTACAAACGTACAACCAACTATT  CGAAGAAAACCCGATAAACCGGAGCGGGGTAGACCGGAAAGCGGATACTAAG  CGCGCGACTAAGCAAAAGCCGACGACTAGAAAACCTAATAGCGCAACTACC  GGGGGAAAAAAAACGGGCTATTCGGGAACCTAATAGCGCTAAGCCTAGG  GCTAACGCGGAACTTCAAAGCAACTTCGACCTAGCGGAAGACGCGAAACT  ACAACCTAAGCAAAGACACGTACGACGACGACCTAGACAACCTACTAGCGCA  AATAGGGGACCAATACGCGGACCTATTCTTAGCGGGCAAAAACCTAAGCGA  CGCGATACTACTAAGCGACATACTACGAGTAAACACGGAAATAACGAAAGC  GCCGCTAAGCGCGAGCATGATAAAACGATACGACGAACACCACCAAGACCT  AACGCTACTAAAAGCGCTAGTACGACAACAACCTACCGAAAAAATACAAAGA  AATATTCTTCGACCAAAGCAAAAACGGGTACGCGGGGTACATAGACAAAGG  GGCGAGCCAAGAAAGATTCTACAATTCATAAAAACCGATACTAGAAAAAAT  GGACGGGACGGAAAGAACTACTAGTAAAACCTAAACCGAGAAGACCTACTACG  AAAACAACGAACGTTTCGACAACGGGACGATACCGCACCAATACACCTAGG  GGAACCTACACGCGATACTACGACGACAAGAAGACTTCTACCCGTTCTTAAA  AGACAACCGAGAAAAAATAGAAAAAATACTAACGTTCCGAATACCGTACTA  CGTAGGGCCGCTAGCGCGAGGGAACAGCCGATTTCGCGTGGATGACGCGAAA  AAGCGAAGAAACGATAACGCCGTGGAACCTCGAAGAAGTAGTAGACAAAGG  GGCGAGCGCGCAAAGCTTCATAGAACGAATGACGAACCTTCGACAAAAACCT  ACCGAACGAAAAAGTACTACCGAAACACAGCCTACTATACGAATACTTCAC  GGTATACAACGAACTAACGAAAGTAAAATACGTAACGGAAGGGATGCGAAA  ACCGGCGTTCTAAGCGGGGAACAAAAAAGCGATAGTAGACCTACTATT  CAAAACGAACCGAAAAAGTAACGGTAAAAACAATAAAAGAACTACTTCAA  AAAAATAGAATGCTTCGACAGCGTAGAAATAAGCGGGGTAGAAGACCGATT  CAACGCGAGCCTAGGGACGTACCACGACCTACTAAAAATAATAAAAGACAA  AGACTTCTTAGACAACGAAGAAAACGAAGACATACTAGAAGACATAGTACT  AACGCTAACGCTATTTCGAAGACCGAGAAATGATAGAAGAACGACTAAAAAC  GTACGCGCACCTATTTCGACGACAAAAGTAAATGAAACAATAAAACGACGACG  ATACACGGGGTGGGGGCGACTAAGCCGAAAACCTAATAAACGGGATACGAGA  CAAACAAGCGGGAAAACGATACTAGACTTCTTAAAAAGCGACGGGTTCCG  GAACCGAACTTCATGCAACTAATACACGACGACAGCTAACGTTCAAAGA  AGACATACAAAAAGCGCAAGTAAAGCGGGCAAGGGGACAGCCTACACGAACA  CATAGCGAACCTAGCGGGGAGCCCGCGGATAAAAAAAGGGATACTACAAAC</p>	<p>255</p>

	<p>GGTAAAAGTAGTAGACGAACTAGTAAAAGTAATGGGGCGACACAAAACCGGA          AAACATAGTAATAGAAATGGCGCGAGAAAACCAAACGACGCAAAAAGGGCA          AAAAAACAGCCGAGAACGAATGAAACGAATAGAAGAAGGGATAAAAAGAACT          AGGGAGCCAAATACTAAAAGAACACCCGGTAGAAAACACGCAACTACAAAA          CGAAAAACTATACCTATACTACTACAAAACGGGGCGAGACATGTACGTAGA          CCAAGAACTAGACATAAACCGACTAAGCGACTACGACGTAGACCACATAGT          ACCGCAAAGCTTCTAAAAGACGACAGCATAGACAACAAAGTACTAACCGG          AAGCGACAAAAACCGAGGGAAAAGCGACAACGTACCGAGCGAAGAAGTAGT          AAAAAAATGAAAAACTACTGGCGACAACACTACTAAACGCGAAAACATAAAC          GCAACGAAAATTCGACAACCTAACGAAAGCGGAACGAGGGGGCTAAGCGA          ACTAGACAAAGCGGGGTTCTAAAACGACAACACTAGTAGAAAACGCGACAAAT          AACGAAACACGTAGCGCAAATACTAGACAGCCGAATGAACACGAAATACGA          CGAAAACGACAACTAATACGAGAGTAAAAGTAATAACGCTAAAAAGCAA          ACTAGTAAGCGACTTCCGAAAAGACTTCCAATTCTACAAAAGTACGAGAAAT          AAACAACACTACCACACGCGCAGCAGCGGTACCTAAACGCGGTAGTAGGGAC          GCGCTAATAAAAAAATACCCGAACTAGAAAAGCGAATTCGTATACGGGGA          TACAAAAGTATACGACGTACGAAAATGATAGCGAAAAGCGAACAAGAAAT          AGGGAAAGCGACGGCGAAATACTTCTTCTACAGCAACATAATGAACCTCTT          CAAAACGGAAATAACGCTAGCGAACGGGGAAATACGAAAACGACCGCTAAT          AGAAACGAACGGGAAACGGGGAAATAGTATGGGACAAAGGGCGAGACTT          CGCGACGGTACGAAAAGTACTAAGCATGCCGCAAGTAAACATAGTAAAAAA          AACGGAAGTACAAAACGGGGGGTTCAGCAAAGAAAGCATACTACCGAAACG          AAACAGCGACAACTAATAGCGCGAAAAAAGACTGGGACCCGAAAAAATA          CGGGGGGTTTCGACAGCCCGACGGTAGCGTACAGCGTACTAGTAGTACGAA          AGTAGAAAAGGGAAAAGCAAAAACTAAAAAGCGTAAAAAGAACTACTAGG          GATAACGATAATGGAACGAAGCAGCTTCGAAAAAACCCGATAGACTTCCT          AGAAGCGAAAGGTACAAAGAAGTAAAAAAGACCTAATAATAAAACTACC          GAAATACAGCCTATTTCGAAGTAAAAACGGGCGAAAACGAATGCTAGCGAG          CGCGGGGAACTACAAAAGGGAACGAAGTACGCGTACCGAGCAAATACGT          AAACCTCCTATACCTAGCGAGCCACTACGAAAAACTAAAAGGGACCCCGGA          ACAACGAACAAAAACAACATATTCGTAGAACAACACAAAACACTACCTAGA          CGAAATAATAGAACAATAAGCGAATTCAGCAAACGAGTAATACTAGCGGA          CGCGAACCTAGACAAAGTACTAAGCGGTACAACAACACCGAGACAAACC          GATACGAGAACAAGCGGAAAACATAATACACCTATTCACGCTAACGAACCT          AGGGGCGCCGGCGGCTTCAAATACTTCGACACGACGATAGACCAGAAAACG          ATACACGAGCACGAAAAGTACTAGACGCGACGCTAATACACCAAAGCAT          AAGCGGGCTATACGAAACGCGAATAGACCTAAGCCAAC TAGGGGGGGACGG          GCGGGGGAGCCCGAAAAAACAACGAAAAGTATGACTAGCCATCACATTTAA          AAGCATCTCAGCCTACCATGAGAATAAGAGAAAAGAAAATGAAGATCAATAG          CTTATTTCATCTCTTTTTCTTTTTCTGTTGGTGTAAAGCCAACACCCTGTCTA          AAAAAATAAATTTCTTTAATCATTTTGCCTTTTTCTCTGTGCTTCAATT          AATAAAAAATGAAAGAACCTCGAG</p>	
<p>Cas9          transcript          with AGG as          first three          nucleotides          for use with          CleanCap™,          5' UTR of          HSD, ORF          correspondin          g to SEQ ID          NO: 204,          Kozak          sequence,          and 3' UTR          of ALB</p>	<p>AGGTCCCGCAGTCGGCGTCCAGCGGCTCTGCTTGTTCGTGTGTGTGTCGTT          GCAGGCCTTATTCGGATCCGCCACCATGGACAAGAAGTACAGCATCGGACT          GGACATCGGAACAAACAGCGTCGGATGGGCAGTCATCACAGACGAATACAA          GGTCCCGAGCAAGAAGTTCAAGGTCCTGGGAAACACAGACAGACACAGCAT          CAAGAAGAACCTGATCGGAGCACTGCTGTTTCGACAGCGGAGAAACAGCAGA          AGCAACAAGACTGAAGAGAACAGCAAGAAGAAGATACACAAGAAGAAAGAA          CAGAATCTGCTACCTGCAGGAAATCTTCAGCAACGAAATGGCAAAGGTCGA          CGACAGCTTCTTCCACAGACTGGAAGAAAGCTTCTGGTGAAGAAGACAA          GAAGCACGAAAGACCCCGATCTTCGAAACATCGTCGACGAAGTTCGCATA          CCACGAAAAGTACCCGACAATCTACCACCTGAGAAAAGTCTGGTTCGACAG          CACAGACAAGGCAGACCTGAGACTGATCTACCTGGCACTGGCACACATGAT          CAAGTTCAGAGGACACTTCTGATCGAAGGAGACCTGAACCCGGACAACAG          CGACGTCGACAAGCTGTTTCATCCAGCTGGTCCAGACATACAACCAGCTGTT          CGAAGAAAACCCGATCAACGCAAGCGGAGTTCGACGCAAGGCAATCCTGAG          CGCAAGACTGAGCAAGAGCAGAAGACTGGAAAACCTGATCGCACAGCTGCC          GGGAGAAAAGAAGAACGGACTGTTTCGAAACCTGATCGCACTGAGCCTGGG          ACTGACACCGAACTTCAAGAGCAACTTCGACCTGGCAGAAGACGCAAAGCT          CGAGCTGAGCAAGGACACATACGACGACGACCTGGACAACCTGCTGGCACA</p>	<p>256</p>

GATCGGAGACCAGTACGCAGACCTGTTCTCGCAGCAAAGAACCTGAGCGA CGCAATCCTGCTGAGCGACATCCTGAGAGTCAACACAGAAATCACAAAGGC ACCGCTGAGCGCAAGCATGATCAAGAGATACGACGAACACCACCAGGACCT GACACTGCTGAAGGCACTGGTCAGACAGCAGCTGCCGAAAAGTACAAGGA AATCTTCTCGACCAGAGCAAGAACGGATACGCAGGATACATCGACGGAGG AGCAAGCCAGGAAAGATTCTACAAGTTCATCAAGCCGATCCTGGAAAAGAT GGACGGAACAGAAGAACTGCTGGTCAAGCTGAACAGAGAAGACCTGCTGAG AAAGCAGAGAACATTCGACAACGGAAAGCATCCCGCACCAGATCCACCTGGG AGAAGTGCACGCAATCCTGAGAAGACAGGAAGACTTCTACCCGTTCTTGAA GGACAACAGAGAAAAGATCGAAAAGATCCTGACATTCAGAATCCCGTACTA CGTCGGACCCTGGCAAGAGGAAACAGCAGATTTCGCATGGATGACAAGAAA GAGCGAAGAAAATCACACCGTGGAACTTCGAAGAAGTCGTCGACAAGGG AGCAAGCGCACAGAGCTTCATCGAAAAGATGACAAACTTCGACAAGAACCT GCCGAACGAAAAGGTCCTGCCGAAGCACAGCCTGCTGTACGAATACTTCAC AGTCTACAACGAACTGACAAAGGTCAAGTACGTCACAGAAGGAATGAGAAA GGCGGCTTCTGAGCGGAGAACAGAAGAAGGCAATCGTCGACCTGTTGTT CAAGACAAAACAGAAAGGTCACAGTCAAGCAGCTGAAGGAAAGACTACTTCAA GAAGATCGAATGCTTCGACAGCGTCGAAAATCAGCGGAGTCGAAGACAGATT CAACGCAAGCCTGGGAACATACCACGACCTGCTGAAGATCATCAAGGACAA GGACTTCTGGACAACGAAGAAAACGAAGACATCCTGGAAGACATCGTCTCT GACACTGACACTGTTTGAAGACAGAGAAATGATCGAAGAAAAGACTGAAGAC ATACGCACACCTGTTTCGACGACAAGGTCATGAAGCAGCTGAAGAGAAGAAG ATACACAGGATGGGGAAGACTGAGCAGAAAAGCTGATCAACGGAATCAGAGA CAAGCAGAGCGGAAAAGACAATCCTGGACTTCTGAAAGAGCGACGGATTTCGC AAACAGAACTTCATGCAGCTGATCCACGACGACAGCCTGACATTCAAGGA AGACATCCAGAAGGCACAGGTGAGCGGACAGGGAGACAGCCTGCACGAACA CATCGCAAACCTGGCAGGAAGCCCGCAATCAAGAAGGGAATCCTGCAGAC AGTCAAGGTCGTCGACGAACTGGTCAAGGTCATGGGAAAGACACAAGCCGGA AAACATCGTCATCGAAATGGCAAGAGAAAACCAGACAACACAGAAGGGACA GAGAACAGCAGAGAAGAATGAAGAGAATCGAAGAAGGAATCAAGGAAT GGGAAGCCAGATCCTGAAGGAACACCCGGTCGAAAACACACAGCTGCAGAA CGAAAAGCTGTACTTACTACCTGCAGAACGGAAGAGACATGTACGTCGA CCAGGAACTGGACATCAACAGACTGAGCGACTACGACGTCGACCACATCGT CCCGCAGAGCTTCTGAAGGACGACAGCATCGACAACAAGGTCCTGACAAG AAGCGACAAGAACAGAGGAAAGAGCGACAACGTCCCAGCGAAGAAGTCGT CAAGAAGATGAAGAATACTGGAGACAGCTGCTGAACGCAAAGCTGATCAC ACAGAGAAAGTTCGACAACCTGACAAAAGGCAGAGAGAGGAGGACTGAGCGA ACTGGACAAGGCAGGATTCATCAAGAGACAGCTGGTCGAAAACAAGACAGAT CACAAAGCACGTCGCACAGATCCTGGACAGCAGAATGAACACAAAAGTACGA CGAAAACGACAAGCTGATCAGAGAAGTCAAGGTCATCACACTGAAGAGCAA GCTGGTCAGCGACTTCAGAAAGGACTTCCAGTTCATCAAGGTCAGAGAAAT CAACAACACCACCACGCACACGACGCATACCTGAACGCAGTCGTCGGAAC AGCACTGATCAAGAAGTACCCGAAGCTGGAAAGCGAATTCGTCTACGGAGA CTACAAGGTCACGACGTCAGAAAGATGATCGCAAAGAGCGAACAGGAAAT CGGAAAGGCAACAGCAAAGTACTTCTTCTACAGCAACATCATGAACTTCTT CAAGACAGAAATCACACTGGCAAACGGAGAAAATCAGAAAAGAGACCCGCTGAT CGAAAACAAACGGAGAAAACAGGAGAAAATCGTCTGGGACAAGGGAAGAGACTT CGCAACAGTCAGAAAGGTCCTGAGCATGCCGACAGTCAACATCGTCAAGAA GACAGAAGTCCAGACAGGAGGATTCAGCAAGGAAAGCATCCTGCCGAAGAG AAACAGCGACAAGCTGATCGCAAGAAAAGAGACTGGGACCCGAAGAAGTA CGGAGGATTCGACAGCCCAGCTCGCATAACAGCGTCTGGTTCGTCGCAAA GGTCGAAAAGGGAAAAGCAAGAAGCTGAAGAGCGTCAAGGAACTGCTGGG AATCACAATCATGGAAAGAAGCAGCTTCGAAAAGAACCAGATCGACTTCTT GGAAGCAAAGGGATACAAGGAAGTCAAGAAGGACCTGATCATCAAGCTGCC GAAGTACAGCCTGTTTGAAGTGGAAAACGGAAAGAAAGAGAATGCTGGCAAG CGCAGGAGAACTGCAGAAGGGAAACGAACTGGCACTGCCGAGCAAGTACGT CAACTTCTGTACTTGGCAAGCCACTACGAAAAGCTGAAGGGAAGCCCGGA AGACAACGAACAGAAGCAGCTGTTTCGTCGAACAGCACAAAGCACTACCTGGA CGAAATCATCGAACAGATCAGCGAATTCAGCAAGAGAGTCATCCTGGCAGA CGCAAACCTGGACAAGGTCCTGAGCGCATAACAAGCACAGAGACAAGCC GATCAGAGAACAGGCAGAAAACATCATCCACCTGTTTCACTGACAAAACCT
--



	<p>GGGAGCACCGGCAGCATTCAAGTACTTCGACACAACAATCGACAGAAAGAG                  ATACACAAGCACAAAGGAAGTCTCGGACGCAACACTGATCCACCAGAGCAT                  CACAGGACTGTACGAAACAAGAATCGACCTGAGCCAGCTGGGAGGAGACGG                  AGGAGGAAGCCCGAAGAAGAAGAGAAAGGTCTAGCTAGCCATCACATTTAA                  AAGCATCTCAGCCTACCATGAGAATAAGAGAAAGAAAATGAAGATCAATAG                  CTTATTTCATCTCTTTTTCTTTTTCTGTTGGTGTAAAGCCAACACCCTGTCTA                  AAAAAATAAATTTCTTTAATCATTTTGCCTCTTTCTCTGTGCTTCAATT                  AATAAAAAATGGAAAGAACCTCGAG</p>	
<p>Cas9                  transcript                  with 5' UTR                  from CMV,                  ORF                  correspondin                  g to SEQ ID                  NO: 204,                  Kozak                  sequence,                  and 3' UTR                  of ALB</p>	<p>GGGCAGATCGCCTGGAGACGCCATCCACGCTGTTTTGACCTCCATAGAAGA                  CACCGGGACCGATCCAGCCTCCGCGGCCGGGAACGGTGCATTGGAACGCGG                  ATTCCCCGTGCCAAGAGTGACTCACCGTCTTTGACACGGCCACCATGGACA                  AGAAGTACAGCATCGGACTGGACATCGGAACAAACAGCGTCGGATGGGCAG                  TCATCACAGACGAATACAAGGTCCCAGCAAGAAGTCAAGGTCTGGGAA                  ACACAGACAGACACAGCATCAAGAAGAACCTGATCGGAGCACTGTGTTCCG                  ACAGCGGAGAAACAGCAGAAGCAACAAGACTGAAGAGAACAGCAAGAAGAA                  GATACACAAGAAAGAAAGAACAGAAATCTGCTACCTGCAGGAAATCTTCAGCA                  ACGAAATGGCAAAGGTTCGACGACAGCTTCTTCCACAGACTGGAAGAAAGCT                  TCCTGGTTCGAAGAAGACAAGAAGCACGAAAGACACCCGATCTTCGGAAACA                  TCGTCGACGAAGTCGCATACCACGAAAAGTACCCGACAATCTACCACCTGA                  GAAAGAAGCTGGTCGACAGCACAGACAAGGCAGACCTGAGACTGATCTACC                  TGGCACTGGCACACATGATCAAGTTCAGAGGACACTTCCTGATCGAAGGAG                  ACCTGAACCCGGACAACAGCGACGTCGACAAGCTGTTTCATCCAGCTGGTCC                  AGACATAACAACAGCTGTTTCGAAGAAAACCCGATCAACGCAAGCGGAGTCCG                  ACGCAAAGGCAATCCTGAGCGCAAGACTGAGCAAGAGCAGAAGACTGGAAA                  ACCTGATCGCACAGCTGCCGGGAGAAAAGAAGAACGGACTGTTTCGGAAACC                  TGATCGCACTGAGCCTGGGACTGACACCGAACTTCAAGAGCAACTTCGACC                  TGGCAGAAGACGCAAAGCTGCAGCTGAGCAAGGACACATACGACGACGACC                  TGGACAACCTGCTGGCACAGATCGGAGACCAGTACGCAGACCTGTTCTCTGG                  CAGCAAAGAACCTGAGCGACGCAATCCTGCTGAGCGACATCCTGAGAGTCA                  ACACAGAAATCACAAGGCACCGCTGAGCGCAAGCATGATCAAGAGATACG                  ACGAACACCACCAGGACTGACACTGCTGAAGGCACTGGTCAGACAGCAGC                  TGCCGGAAAAGTACAAGGAAATCTTCTTCGACCAGAGCAAGAACGGATACG                  CAGGATACATCGACGGAGGAGCAAGCCAGGAAGAATTTACAAGTTCATCA                  AGCCGATCCTGGAAAAGATGGACGGAACAGAGAAGTCTGGTCAAGCTGA                  ACAGAGAAGACCTGCTGAGAAAGCAGAGAATTCGACAACCGGAAGCATCC                  CGCACCAGATCCACCTGGGAGAACTGCACGCAATCCTGAGAAGACAGGAAG                  ACTTCTACCCGTTCTGAAGGACAACAGAGAAAAGATCGAAAAGATCCTGA                  CATTACAGAAATCCCGTACTACGTCGGACCGCTGGCAAGAGGAAAACAGCAT                  TCGCATGGATGACAAGAAAGAGCGAAGAAAACAATCACACCGTGGAACTTCG                  AAGAAGTCGTCGACAAGGGAGCAAGCGCACAGAGCTTCATCGAAAGAATGA                  CAACTTCGACAAGAACCTGCCGAACGAAAAGGTCTGCCGAAGCACAGCC                  TGCTGTACGAATACTTACAGTCTACAACGAAGTCAAGGTCAGGTCAGGTCAG                  TCACAGAAGGAATGAGAAAAGCCGGCATTCTGAGCGGAGAACAGAAGAAGG                  CAATCGTCGACCTGCTGTTCAAGACAACAGAAAAGGTCACAGTCAAGCAGC                  TGAAGGAAGACTACTTCAAGAAGATCGAATGCTTCGACAGCGTCGAAATCA                  GCGGAGTCGAAGACAGATTCAACGCAAGCCTGGGAACATACCACGACCTGC                  TGAAGATCATCAAGGACAAGGACTTCTGGACAACGAAGAAAACGAAGACA                  TCCTGGAAGACATCGTCTGACACTGACACTGTTTCGAAGACAGAGAAATGA                  TCGAAGAAAGACTGAAGACATACGCACACCTGTTTCGACGACAAGGTCATGA                  AGCAGCTGAAGAGAAGAAGATACACAGGATGGGGAAGACTGAGCAGAAAAGC                  TGATCAACCGAATCAGAGACAAGCAGAGCGGAAAGACAATCCTGGACTTCC                  TGAAGAGCGACGGATTTCGCAAACAGAACTTCATGCAGCTGATCCACGACG                  ACAGCCTGACATTCAGGAAGACATCCAGAAGGCACAGGTGAGCGGACAGG                  GAGACAGCCTGCACGAACACATCGCAAACCTGGCAGGAAGCCCGGCAATCA                  AGAAGGGAATCCTGCAGACAGTCAAGGTGTCGACGAACTGGTCAAGGTCA                  TGGGAAGACACAAGCCGAAAACATCGTCATCGAAATGGCAAGAGAAAACC                  AGACAACACAGAAGGGACAGAAGAACAGCAGAGAAAAGAAATGAAGAGAATCG                  AAGAAGGAATCAAGGAAGTGGGAAGCCAGATCCTGAAGGAACACCCGGTCCG                  AAAACACACAGCTGCAGAACGAAAAGCTGTACCTGTACTACCTGCAGAACC                  GAAGAGACATGTACGTCGACCAGGAAGTGGACATCAACAGACTGAGCGACT</p>	<p>257</p>

	<p>ACGACGTCGACCACATCGTCCCAGAGCTTCTGAAAGGACGACAGCATCG          ACAACAAGGTCCTGACAAGAAGCGACAAGAACAGAGGAAAGAGCGACAACG          TCCCGAGCGAAGAAGTCTGATCAAGAAGATGAAGAAGTACTGGAGACAGCTGC          TGAACGCAAAGTCTGATCACACAGAGAAAGTTCGACAACCTGACAAAGGCAG          AGAGAGGAGGACTGAGCGAAGTGGACAAGGCAGGATTCATCAAGAGACAGC          TGGTTCGAAACAAGACAGATCACAAAGCACGTCGCACAGATCCTGGACAGCA          GAATGAACACAAAGTACGACGAAAACGACAAGCTGATCAGAGAAGTCAAGG          TCATCACACTGAAGAGCAAGCTGGTTCAGCGACTTCAGAAAGGACTTCCAGT          TCTACAAGGTCAGAGAAATCAACAACACTACCACCACGCACACGACGCATACC          TGAACGCAGTCTGTCGGAACAGCAGTCAAGAAGTACCCGAAGCTGGAAA          GCGAATTCGTCTACGGAGACTACAAGGCTACGACGTCAGAAAGATGATCG          CAAAGAGCGAACAGGAAATCGGAAAGGCAACAGCAAAGTACTTCTTCTACA          GCAACATCATGAACTTCTTCAAGACAGAAATCACACTGGCAAACGGAGAAA          TCAGAAAGAGACCGCTGATCGAAACAAACGGAGAAAACAGGAGAAATCGTCT          GGGACAAGGGAAAGAGACTTCGCAACAGTCAGAAAGGTCCTGAGCATGCCGC          AGGTCAACATCGTCAAGAAGACAGAAGTCCAGACAGGAGGATTCAGCAAGG          AAAGCATCCTGCCGAAGAGAAAACAGCGACAAGCTGATCGCAAGAAGAAGG          ACTGGGACCCGAAGAAGTACGGAGGATTCGACAGCCCGACAGTCGCATACA          GCGTCTGGTCTGCGAAAGGTCGAAAAGGGAAAGCAAGAAGCTGAAGA          GCGTCAAGGAACTGCTGGGAATCACAATCATGGAAAGAAGCAGCTTCGAAA          AGAACCCGATCGACTTCTGGAAGCAAAGGGATACAAGGAAGTCAAGAAGG          ACCTGATCATCAAGCTGCCGAAGTACAGCCTGTTTCAACTGGAAAACGGAA          GAAAGAGAATGTGGCAAGCGCAGGAGAAGTGCAGAAGGGAAACGAAGTGG          CACTGCCGAGCAAGTACGTCAACTTCTGTACCTGGCAAGCCACTACGAAA          AGCTGAAGGGAAAGCCCGAAGACAACGAACAGAAGCAGCTGTTTCTGCGAAC          AGCACAAGCACTACCTGGACGAAATCATCGAACAGATCAGCGAATTCAGCA          AGAGAGTCATCCTGGCAGACGCAAACCTGGACAAGGTCCTGAGCGCATACA          ACAAGCACAGAGACAAGCCGATCAGAGAACAGGCAGAAAACATCATCCACC          TGTTTCACTGACAAACCTGGGAGCACCGGCAGCATTCAAGTACTTCGACA          CAACAATCGACAGAAAGAGATACACAAGCACAAGGAAGTCTGGACGCAA          CACTGATCCACCAGAGCATCACAGGACTGTACGAAACAAGAATCGACCTGA          GCCAGCTGGGAGGAGACGGAGGAGGAAAGCCCGAAGAAGAAGAGAAAGGTT          AGCTAGCCATCACATTTAAAAGCATCTCAGCCTACCATGAGAATAAGAGAA          AGAAAATGAAGATCAATAGCTTATTCATCTCTTTTTCTTTTTCTGTTGGTGT          AAAGCCAACACCCTGTCTAAAAAACATAAATTTCTTTAATCATTTTGCCTC          TTTTCTCTGTGCTTCAATTAATAAAAAATGGAAGAACCTCGAG</p>	
<p>Cas9          transcript          with 5' UTR          from HBB,          ORF          correspondin          g to SEQ ID          NO: 204,          Kozak          sequence,          and 3' UTR          of HBB</p>	<p>GGGACATTTGCTTCTGACACAACCTGTGTTCACTAGCAACCTCAAACAGACA          CCGGATCTGCCACCATGGACAAGAAGTACAGCATCGGACTGGACATCGGAA          CAAACAGCGTCGGATGGGCAGTCAATCACAGACGAATACAAGGTCCCAGGCA          AGAAGTCAAGGTCCTGGGAAACACAGACAGACACAGCATCAAGAAGAACC          TGATCGGAGCACTGCTGTTTCGACAGCGGAGAAACAGCAGAAGCAACAAGAC          TGAAGAGAACAGCAAGAAGAAGTACACAAGAAGAAAGAAACAGAATCTGCT          ACCTGCAGGAAATCTTCAGCAACGAAATGGCAAAGGTCGACGACAGCTTCT          TCCACAGACTGGAAGAAAGCTTCTGGTTCGAAGAAGACAAGAAGCACGAAA          GACACCCGATCTTCGGAACATCTGTCGACGAAGTCGCATACCACGAAAAGT          ACCCGACAATCTACCACCTGAGAAAGAAGCTGGTTCGACAGCACAGACAAGG          CAGACCTGAGACTGATCTACCTGGCACTGGCACACATGATCAAGTTCAGAG          GACACTTCTGATCGAAGGAGACCTGAACCCGGACAACAGCGACGTCGACA          AGCTGTTTCATCCAGCTGGTCCAGACATACAACCAGCTGTTTCGAAGAAAACC          CGATCAACGCAAGCGGAGTCGACGCAAAGGCAATCCTGAGCGCAAGACTGA          GCAAGAGCAGAAGACTGGAACCTGATCGCACAGCTGCCGGGAGAAAAGA          AGAACGGACTGTTTCGGAACCTGATCGCACTGAGCCTGGGACTGACACCGA          ACTTCAAGAGCAACTTCGACCTGGCAGAAGACGCAAAGCTGCAGCTGAGCA          AGGACACATACGACGACGACCTGGACAACCTGCTGGCACAGATCGGAGACC          AGTACGCAGACCTGTTCTGGCAGCAAAGAACCTGAGCGACGCAATCCTGC          TGAGCGACATCCTGAGAGTCAACACAGAAATCACAAAGGCACCGCTGAGCG          CAAGCATGATCAAGAGATACGACGAACACCAGGACCTGACACTGCTGA          AGGCACTGGTCAGACAGCAGCTGCCGAAAAGTACAAGGAAATCTTCTTCG          ACCAGAGCAAGAACGGATACGCAGGATACATCGACGGAGGAGCAAGCCAGG          AAGAATTCACAAGTTCATCAAGCCGATCCTGGAAAAGATGGACGGAACAG</p>	<p>258</p>

<p>AAGAACTGCTGGTCAAGCTGAACAGAGAAGACCTGCTGAGAAAGCAGAGAA CATTTCGACAACGGAAGCATCCCGCACCAGATCCACCTGGGAGAAGTGCACG CAATCCTGAGAAGACAGGAAGACTTCTACCCGTTCCCTGAAGGACAACAGAG AAAAGATCGAAAAGATCCTGACATTCAGAATCCCGTACTACGTCCGACCGC TGGCAAGAGGAAACAGCAGATTCGCATGGATGACAAGAAAGAGCGAAGAAA CAATCACACCCGTGGAAGTTCGAAGAAGTCGTGACAAAGGGAGCAAGCGCAC AGAGCTTCATCGAAAAGTACAAAACCTTCGACAAGAAGCTGCCGAACGAAA AGGTCTGCCGAAGCAGCAGCCTGCTGTACGAATACTTCACAGTCTACAACG AACTGACAAAAGTCAAGTACGTACAGAGAAGGAATGAGAAAAGCCGGCATTCC TGAGCGGAGAACAGAAAGGCAATCGTTCGACCTGCTGTTCAAGACAAAACA GAAAGGTCACAGTCAAGCAGCTGAAGGAAGACTACTTCAAGAAGATCGAAT GCTTCGACAGCGTCGAAATCAGCGGAGTCGAAGACAGATTCAACGCAAGCC TGGGAACATACCACGACCTGCTGAAGATCATCAAGGACAAGGACTTCCTGG ACAACGAAGAAAACGAAGACATCCTGGAAGACATCGTCCCTGACACTGACAC TGTTCGAAGACAGAGAAATGATCGAAGAAAGACTGAAGACATACGCACACC TGTTTCGACGACAAGGTCATGAAGCAGCTGAAGAGAAGATAACACAGGAT GGGGAAGACTGAGCAGAAAAGCTGATCAACGGAATCAGAGACAAGCAGAGCG GAAAGACAATCCTGGACTTCCTGAAGAGCGACGGATTTCGAAAACAGAAACT TCATGCAGCTGATCCACGACGACAGCCTGACATTCAAGGAAGACATCCAGA AGGCACAGGTACGCGGACAGGGAGACAGCCTGCACGAAACACATCGCAAACC TGGCAGGAAGCCCGGAATCAAGAAGGGAATCCTGCAGACAGTCAAGGTTCG TCGACGAACTGGTCAAGGTTCATGGGAAGACACAAGCCGGAAAACATCGTCA TCGAAAATGGCAAGAGAAAACCAGACAACACAGAAGGGACAGAAGAACAGCA GAGAAAAGAAATGAAGAGAATCGAAGAAGGAATCAAGGAACTGGGAAGCCAGA TCCTGAAGGAACACCCCGTTCGAAAACACACAGCTGCAGAACGAAAAGCTGT ACCTGTACTACCTGCAGAACGGAAGAGACATGTACGTGACCCAGGAAGTGG ACATCAACAGACTGAGCGACTACGACGTGACCCACATCGTCCCGCAGAGCT TCCTGAAGGACGACAGCATCGACAACAAGGTCCGACAAGAAGCGACAAGA ACAGAGGAAAGAGCGACAACGTCCCGAGCGAAGAAGTTCGTAAGAAGATGA AGAACTACTGGAGACAGCTGCTGAACGCAAAGCTGATCACACAGAGAAAGT TCGACAACCTGACAAGGACAGAGAGAGGAGGACTGAGCGAACTGGACAAGG CAGGATTCATCAAGAGACAGCTGGTCGAAAACAAGACAGATCACAAAGCACG TCGCACAGATCCTGGACAGCAGAATGAACACAAAGTACGACGAAAACGACA AGCTGATCAGAGAAGTCAAGGTTCATCACACTGAAGAGCAAGCTGGTCAGCG ACTTCAGAAAAGGACTTCCAGTTCACAAGGTTCAGAGAAATCAACAACCTACC ACCACGCACACGACGCATACCTGAACGCAGTTCGCGAAACAGCACTGATCA AGAAGTACCCGAAGCTGGAAAGCGAATTCGTCTACGGGACTACAAGGTCT ACGACGTTCAGAAAAGATGATCGCAAAGAGCGAACAGGAAATCGGAAAAGCAA ACGAAAAGTACTTCTTCTACAGCAACATCATGAACTTCTTCAAGACAGAAA TCACACTGGCAAACGGAGAAATCAGAAAAGAGACCGCTGATCGAAAACAAACG GAGAAACAGGAGAAATCGTCTGGGACAAGGGAAGAGACTTCGCAACAGTCA GAAAGGTCTGAGCATGCCGAGGTCAACATCGTCAAGAAGACAGAAGTCC AGACAGGAGGATTCAGCAAGGAAAGCATCCTGCCGAAGAGAAAACAGCGACA AGCTGATCGCAAGAAAAGGACTGGGACCCGAAGAAGTACGGAGGATTCCG ACAGCCCACAGTTCGCATACAGCGTCCCTGGTTCGTCGAAAAGGTTCGAAAAGG GAAAGAGCAAGAAGCTGAAGAGCGTCAAGGAACCTGCTGGGAATCACAAATCA TGGAAGAAGCAGCTTCGAAAAGAACCCGATCGACTTCCTGGAAGCAAAGG GATACAAGGAAGTCAAGAAGGACCTGATCATCAAGCTGCCGAAGTACAGCC TGTTTCGAACTGGAAAACGGAAGAAAGAGAATGCTGGCAAGCGCAGGAGAAC TGCAGAAGGGAAACGAACTGGCAGTCCCGAGCAAGTACGTCAACTTCCTGT ACCTGGCAAGCCACTACGAAAAGCTGAAGGGAAGCCCGGAAGACAACGAAC AGAAGCAGCTGTTCGTGCAACAGCACAAGCACTACCTGGACGAAATCATCG AACAGATCAGCGAATTCAGCAAGAGAGTTCATCCTGGCAGACGCAAACTGG ACAAGGTCTGAGCGCATAACAAGCACAGAGACAAGCCGATCAGAGAAC AGGCAGAAAACATCATCCACCTGTTTCAACTGACAAACCTGGGAGCACC GG CAGCATTCAAGTACTTCGACACAACAATCGACAGAAAAGAGATAACACAAGCA CAAAGGAAGTCTGGACGCAACTGATCCACCAGAGCATCACAGGACTGT ACGAAAACAAGAAATCGACCTGAGCCAGCTGGGAGGAGACGGAGGAGGAAGCC CGAAGAAGAAGAGAAAAGGTCTAGCTAGCGCTCGCTTCTTGTGTCCAATT TCTATTAAGGTTCCCTTTGTTCCCTAAGTCCAACACTAAACTGGGGGATA</p>
---

	TTATGAAGGGCCTTGAGCATCTGGATTCTGCCTAATAAAAAACATTTATTTTCATTGCCTCGAG	
Cas9 transcript with 5' UTR from XBG, ORF corresponding to SEQ ID NO: 204, Kozak sequence, and 3' UTR of XBG	GGGAAGCTCAGAATAAACGCTCAACTTTGGCCGGATCTGCCACCATGGACAAGAAGTACAGCATCGGACTGGACATCGGAACAAACAGCGTCGGATGGGCAGTCATCACAGACGAATACAAGGTCCCAGCAAGAAGTCAAGGTCCTGGGAAACACAGACAGACACAGCATCAAGAAGAACCTGATCGGAGCACTGCTGTTCCGACAGCGGAGAAAACAGCAGAAGCAACAAGACTGAAGAGAACAGCAAGAAGAAAGATAACAAGAAGAAGAACAGAATCTGCTACCTGCAGGAAATCTTCAGCAACGAAATGGCAAAGGTGACGACAGCTTCTTCCACAGACTGGAAGAAAAGCTTCCTGGTTCGAGAAGACAAGAAGCACGAAAGACACCCGATCTTCGGAAACAATCGTTCGACAGTGCATACCCAGAAAAGTACCCGACAATCTACCACCTGAGAAAGCTGGTCGACAGCACAGACAAGGCAGACCTGAGACTGATCTACTGGCACTGGCACACATGATCAAGTTCAGAGGACACTTCCCTGATCGAAGGAGACCTGAACCCGGACAACAGCGACGTCGACAAGCTGTTTCATCCAGCTGGTCCAGACATAACAACAGCTGTTTCAAGAAAACCCGATCAACGCAAGCGGATCGAGCAAAGGCAATCCTGAGCGCAAGACTGAGCAAGAGCAGAAGACTGGAAAACCTGATCGCACAGCTGCCGGGAGAAAAGAAGAACGGACTGTTTCGGAAACCTGATCGCACTGAGCCTGGGACTGACACCGAACTTCAAGAGCAACTTCGACCTGGCAGAAGACGCAAAGCTGCAGCTGAGCAAGGACACATACGACGACGACCTGGACAACCTGCTGGCACAGATCGGAGACCAGTACGACGACCTGTTCCCTGGCAGCAAAGAACCTGAGCGACGCAATCCTGCTGAGCGACATCCTGAGAGTCAACACAGAAATCACAAGGCACCGCTGAGCGCAAGCATGATCAAGAGATACGACGAACACCAGGACCTGACACTGCTGAAGGCACTGGTCAGACAGCAGCTGCCGGAAAAGTACAAGGAAATCTTCTTTCGACCAGCAAGAACGGATACGCAGGATACATCGACGGAGGAGCAAGCCAGGAAGAATTTACAAGTTCATCAAGCCGATCCTGGAAAAGATGGACGGAACAGAAGAACTGCTGGTCAAGCTGACAGAGAAGACTGCTGAGAAAAGCAGAGAATTCGACAACCGAAGCATCCCGCACAGATCCACCTGGGAGAACTGCACGCAATCCTGAGAAGACAGGAAGACTTCTACCCGTTCTTGAAGGACAACAGAGAAAAGATCGAAAAGATCCTGACATTCAGAAATCCCGTACTACGTCGGACCGCTGGCAAGAGGAAAACAGCAGATTCGCATGGATGACAAGAAAGAGCGAAGAAAACAATCACACCGTGAACCTCGAAGAAGTCGACAAGGGAGCAAGCGCACAGAGCTTCATCGAAAAGATGACAACTTCGACAAGAACCTGCCGAACGAAAAGGTCTGCCGAAGCACAGCCTGCTGTACGAATACTTCACAGTCTACAACGAAGTACAAAGGTCAGGTACGTCACAGAAGGAATGAGAAAAGCCGGCATTCTGAGCGGAGAACAGAAGAAGCAATCGTCGACCTGCTGTTCAAGACAAAACAGAAAGGTCACAGTCAAGCAGCTGAAGGAAGACTACTTCAAGAAGATCGAATGCTTCGACAGCGTCGAAATCAACGGAGTCGAAGACAGATTCAACGCAAGCCTGGGAACATACCACGACCTGCTGAAGATCATCAAGGACAAGGACTTCTGGACAACGAAGAAAACGAAGACATCCTGGAAGACATCGTCTGACACTGACACTGTTTCGAAGACAGAGAAATGATCGAAGAAAGACTGAAGACATACGCACACCTGTTTCGACGACAAGGTCATGAGCAGCTGAAGAGAAGATACACAGGATGGGGAAGACTGAGCAGAAAAGCTGATCAACGGAAATCAGAGACAAGCAGAGCGGAAAGACAATCCTGGACTCCGTAAGAGCGACGGATTTCGCAACAGAAAACCTCATGCAGCTGATCCACGACGAGACAGCTGACATTCAGGAAGACATCCAGAAGGCACAGGTGAGCGGACAGGAGACAGCTGCACGAACACATCGCAAACCTGGCAGGAAGCCCGGAATCAAGAAGGAATCCTGCAGACAGTCAAGGTCGTCGACGAACTGGTCAAGGTCAATGGGAAGACACAAGCCGAAAACATCGTCATCGAAATGGCAAGAGAAAACAGACAACACAGAAGGGACAGAAGAACAGCAGAGAAAAGAAATGAAGAGAATCGAAGAAGGAATCAAGGAACTGGGAAGCCAGATCCTGAAGGAAACCCCGGTCCGAAAACACACAGCTGCAGAACGAAAAGCTGTACCTGTACTACCTGCAGAACGAAAGACATGTACGTCGACCAGGAACTGGACATCAACAGACTGAGCGACTACGACGTGACCCACATCGTCCCGCAGAGCTTCTTGAAGGACGACAGCATCGACAACAAGGTCCTGACAAGAAGCGACAAGAACAGAGGAAAAGAGCGACAACGTCCTGAGCGAAGAAAGTTCGTAAGAAGATGAAGAATACTGGAGACAGCTGCTGAACGCAAAGCTGATCACACAGAGAAAGTTCGACAACCTGACAAAGGCAGAGAGAGGAGGACTGAGCGAACTGGACAAGGCAGGATTCATCAAGAGACAGCTGGTTCGAAACAAGACAGATCACAAAAGCAGCTCGCACAGATCCTGGACAGCAGAATGAACACAAAAGTACGACGAAAACGACAAGCTGATCAGAGAAGTCAAGTTCATCACACTGAAGAGCAAGCTGGTCAGCGACTTCAGAAAAGGACTTCCAGT	259

	<p>TCTACAAGGTCAGAGAAATCAACAACCTACCACCACGCACACGACGCATACC  TGAACGCAGTCGTCGGAAACAGCACTGATCAAGAAGTACCCGAAGCTGGAAA  GCGAATTCGTCTACGGAGACTACAAGGTCTACGACGTCAGAAAAGATGATCG  CAAAGAGCGAACAGGAAATCGGAAAGGCAACAGCAAAGTACTTCTTCTACA  GCAACATCATGAACTTCTTCAAGACAGAAATCACACTGGCAAACGGAGAAA  TCAGAAAAGAGACCGCTGATCGAAACAAACGGAGAAAACAGGAGAAATCGTCT  GGGACAAGGGGAAGAGACTTCGCAACAGTCAGAAAAGGTCTGAGCATGCCGC  AGGTCAACATCGTCAAGAAGACAGAAGTCCAGACAGGAGGATTGAGCAAGG  AAAGCATCCTGCCGAAGAGAAACAGCGACAAGCTGATCGCAAGAAAAGAAGG  ACTGGGACCCGAAGAAGTACGGAGGATTGACAGCCCGACAGTCGCATACA  GCGTCTGGTCTGCGAAAAGGTGAAAAGGGAAAGAGCAAGAAGCTGAAGA  GCGTCAAGGAACTGCTGGGAATCACAATCATGGAAAGAAGCAGCTTCGAAA  AGAACCCGATCGACTTCTGGAAGCAAAGGGATACAAGGAAGTCAAGAAGG  ACCTGATCATCAAGCTGCCGAAGTACAGCCTGTTGAACTGGAAAACGGAA  GAAAGAGAATGCTGGCAAGCGCAGGAGAACTGCAGAAGGGAAACGAACCTGG  CACTGCCGAGCAAGTACGTTCAACTTCTGTACCTGGCAAGCCACTACGAAA  AGCTGAAGGGAAAGCCCGAAGACACGAACAGAAGCAGCTGTTCTGTCGAAC  AGCACAAGCACTACCTGGACGAAATCATCGAACAGATCAGCGAATTCAGCA  AGAGAGTCATCCTGGCAGACGCAAACCTGGACAAGGTCTGAGCGCATAACA  ACAAGCACAGAGACAAGCCGATCAGAGAACAGGCAGAAAACATCATCCACC  TGTTTCACTGACAAACCTGGGAGCACCAGGAGCATTCAAGTACTTCGACA  CAACAATCGACAGAAAAGAGATACACAAGCACAAGGAAGTCTGAGCGCAA  CACTGATCCACCAGAGCATCACAGGACTGTACGAAACAAGAATCGACCTGA  GCCAGCTGGGAGGAGACGGAGGAGGAAGCCCGAAGAAGAAGAGAAAGTCT  AGCTAGCACCAGCCTCAAGAACACCCGAATGGAGTCTCTAAGCTACATAAT  ACCAACTTACACTTTACAAAATGTTGTCCCCAAAATGTAGCCATTCGTAT  CTGCTCCTAATAAAAAGAAAGTTTCTTACATTCTCTCGAG</p>	
<p>Cas9  transcript  with AGG as  first three  nucleotides  for use with  CleanCap™,  5' UTR from  XBG, ORF  correspondin  g to SEQ ID  NO: 204,  Kozak  sequence,  and 3' UTR  of XBG</p>	<p>AGGAAGCTCAGAATAAACGCTCAACTTTGGCCGGATCTGCCACCATGGACA  AGAAGTACAGCATCGGACTGGACATCGGAACAAACAGCGTCGGATGGGCA  TCATCACAGACGAATACAAGGTCCCGAGCAAGAAGTTCAAGGTCTGGGAA  ACACAGACAGACACAGATCAAGAAAGAACCTGATCGGAGCACTGCTGTTCC  ACAGCGGAGAAAACAGCAGAAGCAACAAGACTGAAGAGAACAGCAAGAAGAA  GATACACAAGAAGAAAGAACAAGAACTGCTACCTGCAGGAAATCTTCAGCA  ACGAAATGGCAAAGGTGACGACAGCTTCTTCCACAGACTGGAAGAAAGCT  TCCTGGTTCGAGAAGACAAGAAGCAGAAAGACACCCGATCTTCGAAAACA  TCGTCGACGAAGTCGCATACCACGAAAAGTACCCGACAATCTACCACCTGA  GAAAGAAGCTGGTCGACAGCACAGACAAGGCAGACCTGAGACTGATCTACC  TGGCACTGGCACACATGATCAAGTTTCAGAGGACACTTCTGATCGAAGGAG  ACCTGAACCCGGACAACAGCGACGTCGACAAGCTGTTTATCCAGCTGGTCC  AGACATAACAACCAGCTGTTTCAAGAAAACCCGATCAACGCAAGCGGAGTCG  ACGCAAAGGCAATCCTGAGCGCAAGACTGAGCAAGAGCAGAAGACTGGAAA  ACCTGATCGCACAGCTGCCGGGAGAAAAGAAGAAGCAGCTGTTTCGAAAACC  TGATCGCACTGAGCCTGGGACTGACACCGAATTCAGAGCAACTTCGACC  TGGCAGAAGACGCAAAGCTGCAGCTGAGCAAGGACACATACGACGACGACC  TGGACAACCTGCTGGCACAGATCGGAGACCAGTACGCAGACCTGTTCTTGG  CAGCAAAGAACCTGAGCGACGCAATCCTGCTGAGCGACATCCTGAGAGTCA  ACACAGAAATCACAAGGCACCCGCTGAGCGCAAGCATGATCAAGAGATACG  ACGAACACCACCAGGACCTGACTGCTGAAGGCACTGGTCAGACAGCAGC  TGCCGGAAAAGTACAAGGAAATCTTCTTCGACCAGAGCAAGAACGGATACG  CAGGATACATCGACGGAGGAGCAAGCCAGGAAGAATTCTACAAGTTCATCA  AGCCGATCCTGGAAAAGATGGACGGAACAGAAGAACTGCTGGTCAAGCTGA  ACAGAGAAGACCTGCTGAGAAAGCAGAGAACATTCGACAACGGAAGCATCC  CGCACCAGATCCACCTGGGAGAACTGCACGCAATCCTGAGAAGACAGGAAG  ACTTCTACCCGTTCTGAAAGGACAACAGAGAAAAGATCGAAAAGATCCTGA  CATTTCAGAAATCCCGTACTACGTCGGACCGCTGGCAAGAGGAAACAGCAGAT  TCGCATGGATGACAAGAAAGAGCGAAGAAACAATCACACCGTGGAACTTCG  AAGAAGTCGTCGACAAGGGAGCAAGCGCACAGAGCTTCATCGAAAAGATGA  CAAATTCGACAAGAACCTGCCGAACGAAAAGGTCTGCCGAAGCACAGCC  TGCTGTACGAATACTTACAGTCTACAACGAAGTACAAAAGGTCAAGTACG  TCACAGAAGGAATGAGAAAAGCCGGCATTCTGAGCGGAGAACAGAAGAAGG</p>	<p>260</p>

	<p>CAATCGTCGACCTGCTGTTCAAGACAAACAGAAAGGTCACAGTCAAGCAGC  TGAAGGAAGACTACTTCAAGAAGATCGAATGCTTCGACAGCGTCGAAATCA  GCGGAGTCGAAGACAGATTCAACGCAAGCCTGGGAACATACCACGACCTGC  TGAAGATCATCAAGGACAAGGACTTCTGGACAACGAAGAAAACGAAGACA  TCCTGGAAGACATCGTCTGACACTGACACTGTTTGAAGACAGAGAAATGA  TCGAAGAAAGACTGAAGACATACGCACACCTGTTTCGACGACAAGGTCATGA  AGCAGCTGAAGAGAAGAAGATACACAGGATGGGGAAGACTGAGCAGAAAAGC  TGATCAACGGAAATCAGAGACAAGCAGAGCGGAAAGACAATCCTGGACTTCC  TGAAGAGCGACGGATTTCGCAAACAGAAACTTCATGCAGCTGATCCACGACG  ACAGCCTGACATTCAAGGAAGACATCCAGAAGGCACAGGTGAGCGGACAGG  GAGACAGCCTGCACGAACACATCGCAAACCTGGCAGGAAGCCCGGAATCA  AGAAGGGAATCCTGCAGACAGTCAAGGTCGTCGACGAACTGGTCAAGGTCA  TGGGAAGACACAAGCCGGAAAACATCGTCATCGAAATGGCAAGAGAAAACC  AGACAACACAGAAGGGACAGAAGAACAGCAGAGAAAAGAATGAAGAGAATCG  AAGAAGGAATCAAGGAACTGGGAAGCCAGATCCTGAAGGAACACCCGGTCCG  AAAACACACAGCTGCAGAACGAAAAGCTGTACCTGTACTACCTGAGAACG  GAAGAGACATGTACGTGACCGAGAACTGGACATCAACAGACTGAGCGACT  ACGACGTGACCACATCGTCCCAGAGCTTCTGAAGGACGACAGCATCG  ACAACAAGGTCCTGACAAGAAGCGACAAGAACAGAGGAAAGAGCGACAACG  TCCCGAGCGAAGAAGTCGTCAAGAAGATGAAGAATACTGGAGACAGCTGC  TGAACGCAAAGCTGATCACACAGAGAAAGTTCGACAACCTGACAAAGGCAG  AGAGAGGAGGACTGAGCGAACTGGACAAGGCAGGATTCATCAAGAGACAGC  TGGTGAAACAAGACAGATCACAAAGCACGTCGCACAGATCCTGGACAGCA  GAATGAACACAAAGTACGACGAAAACGACAAGCTGATCAGAGAAGTCAAGG  TCATCACACTGAAGAGCAAGCTGGTCAGCGACTTCAGAAAAGGACTTCCAGT  TCTACAAGGTCAGAGAAATCAACAATACTACCACCACGCACACGACGCATAAC  TGAACGCAGTCGTCGGAACAGCACTGATCAAGAAGTACCCGAAGCTGGAAA  GCGAATTCGTCTACGGAGACTACAGGTCTACGACGTCAGAAAAGATGATCG  CAAAGAGCGAACAGGAAATCGGAAAAGGCAACAGCAAAGTACTTCTTCTACA  GCAACATCATGAACTTCTTCAAGACAGAAATCACACTGGCAAACGGAGAAA  TCAGAAAAGAGACCGCTGATCGAAAACAACGGAGAAAACAGGAGAAATCGTCT  GGGACAAGGGGAAGAGACTTCGCAACAGTCAGAAAAGGTCCTGAGCATGCCGC  AGGTCAACATCGTCAAGAAGACAGAAGTCCAGACAGGAGGATTCAGCAAGG  AAAGCATCCTGCCGAAGAGAAAACAGCGACAAGCTGATCGCAAGAAAAGG  ACTGGGACCCGAAGAAGTACGGAGGATTCGACAGCCCGACAGTCGCATACA  GCGTCTTGGTCGTCGCAAAGGTCGAAAAGGGAAAAGGCAAGAAGCTGAAGA  GCGTCAAGGAACTGCTGGGAATCACAATCATGGAAAAGAGCAGCTTCGAAA  AGAACCCGATCGACTTCTTGAAGCAAAGGGATACAAGGAAGTCAAGAAGG  ACCTGATCATCAAGCTGCCGAAGTACAGCCTGTTTCGAACTGGAAAACGGAA  GAAAGAGAATGCTGGCAAGCGCAGGAGAATGCAGAAGGGAAAACGAAGTGG  CACTGCCGAGCAAGTACGTCAACTTCTGTACCTGGCAAGCCACTACGAAA  AGCTGAAGGGAAAGCCCGGAAGACAACGAACAGAAGCAGCTGTTTCGTCGAAC  AGCACAAGCACTACCTGGACGAAATCATCGAACAGATCAGCGAATTCAGCA  AGAGAGTCATCCTGGCAGACGCAAACCTGGACAAGGTCCTGAGCGCATAACA  ACAAGCACAGAGACAAGCCGATCAGAGAACAGGCAGAAAACATCATCCACC  TGTTCACTGACAAAACCTGGGAGCACCGGCAGCATTCAGTACTTTCGACA  CAACAATCGACAGAAAAGATACACAAGCACAAAGGAAGTCTGGACGCAA  CACTGATCCACCAGAGCATCACAGGACTGTACGAAACAAGAATCGACCTGA  GCCAGCTGGGAGGAGACGGAGGAGGAAGCCCGAAGAAGAAGAGAAAAGGTCT  AGCTAGCACCAGCCTCAAGAACACCCGAATGGAGTCTTAAGCTACATAAT  ACCAACTTACACTTTACAAAATGTTGTCCCCAAAATGTAGCCATTTCGTAT  CTGCTCCTAATAAAAAGAAAGTTTCTTACATTCTCTCGAG</p>	
<p>Cas9  transcript  with AGG as  first three  nucleotides  for use with  CleanCap™,  5' UTR from</p>	<p>AGGTCCCAGCAGTCGGCGTCCAGCGCTCTGCTTGTTCGTGTGTGTGTCGTT  GCAGGCCTTATTTCGGATCCGCCACCATGGACAAGAAGTACAGCATCGGACT  GGACATCGGAACAAACAGCGTCCGATGGGCAGTCATCACAGACGAATACAA  GGTCCCAGCAAGAAGTTCAGGTCTGGGAAACACAGACAGACACAGCAT  CAAGAAGAACCCTGATCGGAGCACTGCTGTTTCGACAGCGGAGAAAACAGCAGA  AGCAACAAGACTGAAGAGAACAGCAAGAAGAAGATACACAAGAAGAAGAA  CAGAATCTGTACCTGCAGGAAATCTTCAGCAACGAAATGGCAAAGGTCGA  CGACAGCTTCTTCCACAGACTGGAAGAAAGCTTCTGGTCAAGAAGACAA</p>	<p>261</p>

<p>HSD, ORF corresponding to SEQ ID NO: 204, Kozak sequence, and 3' UTR of ALB</p>	<p>GAAGCACGAAAGACACCCGATCTTCGGAAACATCGTCGACGAAGTCGCATACACGAAAAGTACCCGACAATCTACCACCTGAGAAAAGAGCTGGTCGACAGCACAGACAAGGCAGACCTGAGACTGATCTACCTGGCACTGGCACACATGATCAAGTTCAGAGGACACTTCTGATCGAAGGAGACCTGAACCCGGACAACAGCGACGTCGACAAGCTGTTTCATCCAGCTGGTCCAGACATACAACCAGCTGTTGGAAGAAAACCCGATCAACGCAAGCGGAGTCGACGCAAGGCAATCCTGAGCGCAAGACTGAGCAAGAGCAGAAGACTGGAAAACCTGATCGCACAGCTGCCGGGAGAAAAGAAGAACGGACTGTTTCGGAAACCTGATCGCACTGAGCCTGGGACTGACACCCGAACTTCAAGAGCAACTTCGACCTGGCAGAAGACGCAAAGCTGCAGCTGAGCAAGGACACATACGACGACGACCTGGACAACCTGCTGGCACA GATCGGAGACCAGTACGCAGACCTGTTCTGGCAGCAAAGAACCTGAGCGA CGCAATCCTGCTGAGCGACATCCTGAGAGTCAACACAGAAATCACAAAGGC ACCGCTGAGCGCAAGCATGATCAAGAGATACGACGAACACCACCAGGACCT GACACTGCTGAAGGCACTGGTCAGACAGCAGCTGCCGGAAAAGTACAAGGA AATCTTCTTCGACCAGAGCAAGAACGGATACGCAGGATACATCGACGGAGG AGCAAGCCAGGAAGAATTCTACAAGTTCATCAAGCCGATCCTGGAAAAGAT GACGGAACAGAAAGTCTGCTGGTCAAGCTGAACAGAGAAGACCTGCTGAG AAAGCAGAGAACATTTCGACAACGGAAAGCATCCCAGCACCAGATCCACCTGGG AGAACTGCACGCAATCCTGAGAAGACAGGAAGACTTCTACCCGTTCTGAA GGACAACAGAGAAAAGATCGAAAAGATCCTGACATTCAGAATCCCGTACTA CGTCCGACCCTGGCAAGAGGAAACAGCAGATTCGCATGGATGACAAGAAA GAGCGAAGAAACAATCACACCCGTGGAACCTCGAAGAAGTCGTGACAAAGGG AGCAAGCGCACAGAGCTTTCATCGAAAAGATGACAAACTTCGACAAGAACCT GCCGAACGAAAAGTCTGCTGCCGAAGCACAGCCTGCTGTACGAATAACTTCC AGTCTACAACGAACTGACAAAGGTCAAGTACGTCACAGAAGGAATGAGAAA GCCGGCATTCCTGAGCGGAGAACAGAAGAAGGAATCGTCGACCTGCTGTT CAAGACAAACAGAAAGGTCACAGTCAAGCAGCTGAAGGAAGACTACTTCAA GAAGATCGAATGCTTCGACAGCGTCGAAATCAGCGGAGTCGAAGACAGATT CAACGCAAGCCTGGGAACATACCACGACCTGCTGAAGATCATCAAGGACAA GGACTTCTGGACAACGAAGAAAACGAAGACATCCTGGAAGACATCGTCTCT GACACTGACACTGTTTCGAAGACAGAGAAATGATCGAAGAAAAGACTGAAGAC ATACGCACACCTGTTTCGACGACAGGTCATGAAGCAGCTGAAGAGAAGAAG ATACACAGGATGGGGAAGACTGAGCAGAAAAGCTGATCAACGGAATCAGAGA CAAGCAGAGCGGAAAGACAATCCTGGACTTCTGAAGAGCGACGGATTCGC AAACAGAAACTTCATGCAGCTGATCCACGACGACAGCCTGACATTCAGGA AGACATCCAGAAGGCACAGGTCAGCGGACAGGGAGACAGCCTGCACGAACA CATCGCAAACCTGGCAGGAAGCCCGGAATCAAGAAGGGAATCCTGCAGAC AGTCAAGGTCGTGACGAACCTGGTCAAGGTCATGGGAAGACACAAGCCGGA AAACATCGTCAATCGAAATGGCAAGAGAAAACAGACAAACAGAGAAGGACA GAAGAACAGCAGAGAAAAGAAATGAAGAGAATCGAAGAAGGAATCAAGGAAC TGGGAAGCCAGATCCTGAAGGAACACCCGGTCGAAAACACACAGCTGCAGAA CGAAAAGCTGTACCTGTACTACCTGCAGAACGGAAGAGACATGTACGTCGA CCAGGAACCTGGACATCAACAGACTGAGCGACTACGACGTCGACCCACATCGT CCCGCAGAGCTTCTGAAGGACGACAGCATCGACAACAAGGTCCTGACAAG AAGCGACAAGAACAGAGGAAAGAGCGACAACGTCCTCCGAGCGAAGAAGTCGT CAAGAAGATGAAGAACTACTGGAGACAGCTGCTGAACGCAAAGCTGATCAC ACAGAGAAAGTTCGACAACCTGACAAAAGGCAGAGAGAGGAGGACTGAGCGA ACTGGACAAGGCAGGATTCATCAAGAGACAGCTGGTCGAAAACAAGACAGAT CACAAAGCACGTCGCACAGATCCTGGACAGCAGAATGAACACAAAGTACGA CGAAAACGACAAGCTGATCAGAGAAGTCAAGGTCATCACACTGAAGAGCAA GCTGGTCAGCGACTTCAGAAAGGACTTCCAGTTCACAAAGGTCAGAGAAAT CAACAACACCACACGACACGACGCATACCTGAACGCAAGTCGTCCGGAAC AGCACTGATCAAGAAGTACCCGAAAGCTGGAAAAGCGAATTCGCTACGGAGA CTACAAGGTCACGACGTCAGAAAGATGATCGCAAAGAGCGAAGCAGGAAT CGGAAAGGCAACAGCAAAGTACTTCTTCTACAGCAACATCATGAACTTCTT CAAGACAGAAATCACACTGGCAAACGGAGAAATCAGAAAAGAGACCGCTGAT CGAAAACAAACGAGAAAACAGGAGAAATCGTCTGGGACAAGGGAAGAGACTT CGCAACAGTCAGAAAAGGTCCTGAGCATGCCGAGGTC AACATCGTCAAGAA GACAGAAGTCCAGACAGGAGGATTCAGCAAGGAAAGCATCCTGCCGAAGAG AAACAGCGACAAGCTGATCGCAAGAAAAGAAAGACTGGGACCCGAAGAAGTA CGGAGGATTCGACAGCCGACAGTCGCATACAGCCTGCTGGTCGTGCGAAA</p>	
--	---	--

	GGTCGAAAAGGGAAAGAGCAAGAAGCTGAAGAGCGTCAAGGAAGCTGCTGGG AATCACAATCATGGAAAAGAAGCAGCTTCGAAAAGAACCCGATCGACTTCCT GGAAGCAAAGGGATACAAGGAAGTCAAGAAGGACCTGATCATCAAGCTGCC GAAGTACAGCCTGTTCGAAGTGGAAAACGGAAGAAAGAGAATGCTGGCAAG CGCAGGAGAACTGCAGAAGGGAAACGAACTGGCACTGCCGAGCAAGTACGT CAACTTCCTGTACCTGGCAAGCCACTACGAAAAGCTGAAGGGAAGCCCGGA AGACAACGAACAGAAGCAGCTGTTCGTGCAACAGCACAAGCACTACCTGGA CGAAATCATCGAACAGATCAGCGAATTCAGCAAGAGAGTCATCCTGGCAGA CGCAAACCTGGACAAGGTCTGAGCGCATAACAAGCACAGAGACAAGCC GATCAGAGAACAGGCAGAAAACATCATCCACCTGTTACACTGACAAAACCT GGGAGCACCCGGCAGCATTCAAGTACTTCGACACAACAATCGACAGAAAGAG ATACACAAGCACAAGGAAGTCTTGACGCAACACTGATCCACCAGAGCAT CACAGGACTGTACGAAAACAAGAAATCGACCTGAGCCAGCTGGGAGGAGACGG AGGAGGAAGCCCGAAGAAGAAGAGAAAAGGTCTAGCTAGCCATCACATTTAA AAGCATCTCAGCCTACCATGAGAATAAGAGAAAAGAAAATGAAGATCAATAG CTTATTCATCTCTTTTTCTTTTTCTGTTGGTGTAAGCCAACACCCTGTCTA AAAAACATAAATTTCTTTAATCATTTTGCCTTTTTCTCTGTGCTTCAATT AATAAAAAATGGAAAAGAACCTCGAG	
30/30/39 poly-A sequence	Not used	262
poly-A 100 sequence	AA AA	263
G209 single guide RNA targeting the mouse TTR gene	AAATAAGAGAGAAAAGAAGAGTAAGAAGAAATATAAGAGCCACC	264
ORF encoding Neisseria meningitidis Cas9 using minimal uridine codons, with start and stop codons	ATGGCAGCATTCAAGCCGAACTCGATCAACTACATCCTGGGACTGGACATC GGAATCGCATCGGTCCGATGGGCAATGGTCGAAATCGACGAAGAAGAAAAC CCGATCAGACTGATCGACCTGGGAGTCAGAGTCTTCGAAAAGAGCAGAAGTC CCGAAGACAGGAGACTCGCTGGCAATGGCAAGAAGACTGGCAAGATCGGTC AGAAGACTGACAAGAAGAAGAGCACACAGACTGCTGAGAACAAGAAGACTG CTGAAGAGAGAAGGAGTCTGCAGGCAGCAAACCTTCGACGAAAACGGACTG ATCAAGTCGCTGCCGAACACACCCTGGCAGCTGAGAGCAGCAGCACTGGAC AGAAAGCTGACACCCTGGAATGGTCGGCAGTCTGCTGCACCTGATCAAG CACAGAGGATACCTGTGCGAGAGAAAAGAAGCAAGGAGAAAACAGCAGACAAG CAACTGGGAGCACTGCTGAAGGGAGTCGCAGGAAACGCACACGCATGCAG ACAGGAGACTTCAGAACACCCGGCAGAACTGGCACTGAACAAGTTTCGAAAAG GAATCGGGACACATCAGAAACCAGAGATCGGACTACTCGCACACATTTCTCG AGAAAGGACCTGCAGGCAGAAGTATCCTGCTGTTTCGAAAAGCAGAAGGAA TTCGAAACCCGCACGTCTCGGGAGGACTGAAGGAAGGAATCGAAACACTG CTGATGACACAGAGACCCGCACTGTCCGGGAGACGCAGTCCAGAAGATGCTG GGACACTGCACATTCGAACCCGGCAGAACCAGGACGCAAGAACACATAC ACAGCAGAAAGATTCATCTGGCTGACAAAGCTGAACAACCTGAGAATCCTG GAACAGGGATCGGAAAAGACCCGCTGACAGACACAGAAAAGAGCAACACTGATG GACGAACCGTACAGAAAAGTCAAGCTGACATACGCACAGGCAAGAAAGCTG CTGGGACTGGAAAGACACAGCATTCTTCAAGGGACTGAGATACGGAAGGAC AACGCAGAAGCATCGACACTGATGGAATGAAGGCATACCACGCAATCTCG AGAGCACTGGAAAAGGAAGGACTGAAGGACAAGAAGTCGCCGCTGAACCTG TCGCCGAACTGCAGGACGAAATCGGAACAGCATTCCTCGCTGTTCAAGACA GACGAAGACATCACAGGAAGACTGAAGGACAGAATCCAGCCGAAATCCCTG GAAGCACTGCTGAAGCACATCTCGTTTCGACAAGTTTCGTCCAGATCTCGCTG AAGGCACTGAGAAGAATCGTCCCCTGATGGAACAGGGAAGAGATACGAC GAAGCATGCGCAGAAATCTACGGAGACCACTACGGAAGAAGAACACAGAA GAAAAGATCTACCTGCCGCCGATCCCGGCAGACGAAATCAGAAACCCGGTC GTCCTGAGAGCACTGTGCGAGGCAGAAAGGTCATCAACGGAGTCGTGAGA AGATACGGATCGCCGGCAAGAATCCACATCGAAACAGCAAGAGAAAGTCGGA AAGTCGTTCAAGGACAGAAAGGAAATCGAAAAGAGACAGGAAGAAAACAGA AAGGACAGAGAAAAGGCAGCAGCAAAGTTCAGAGAATACTTCCGCACTTC	265



	<p>GTCGGAGAACC GAAGT CGAAGGACATCCTGAAGCTGAGACTGTACGAACAG  CAGCACGAAAAGTGCCTGTACTCGGAAAAGGAAATCAACCTGGGAAGACTG  AACGAAAAGGGATACGTCGAAATCGACCACGCACTGCCGTTCTCGAGAACA  TGGGACGACTCGTTCAACAACAAGGTCCTGGTCCTGGGATCGGAAAACCAG  AACAAAGGGAAACCAGACACCGTACGAATACTTCAACGGAAAGGACAACCTCG  AGAGAATGGCAGGAATTC AAGGCAAGAGTCGAAACATCGAGATTC CCGGAGA  TCGAAGAAGCAGAGAATCCTGCTGCAGAAGTTCGACGAAGACGGATTCAAG  GAAAGAAACCTGAACGACACAAGATACGTCAACAGATTCTGTGCCAGTTC  GTCGCAGACAGAATGAGACTGACAGGAAAAGGAAAAGAGAGTCTTCGCA  TCGAACGGACAGATCACAACCTGCTGAGAGGATTCTGGGGACTGAGAAAAG  GTCAGAGCAGAAAACGACAGACACCACGCACTGGACGCAGTCGTCGTCGCA  TGCTCGACAGTCGCAATGCAGCAGAAGATCACAAGATTCGTCAGATAACAAG  GAAATGAACGCATTTCGACGGAAAAGACAATCGACAAGGAAAACAGGAGAAGTC  CTGCACCAGAAGACACACTTCCCGCAGCCGTGGGAATTCTTCGCACAGGAA  GTCATGATCAGAGTCTTCGAAAAGCCGGACGGAAAAGCCGGAATTCGAAGAA  GCAGACACACTGAAAAGCTGAGAACACTGCTGGCAGAAAAGCTGTGCTGCG  AGACCGAAGCAGTCCACGAATACGTACACCCGCTGTCGTCCTCGAGAGCA  CCGAACAGAAAGATGTCGGGACAGGGACACATGGAAACAGTCAAGTCGGCA  AAGAGACTGGACGAAGGAGTCTCGGTCCTGAGAGTCCCGCTGACACAGCTG  AAGCTGAAGGACCTGGAAAAGATGGTCAACAGAGAAAAGAGAACC GAAGCTG  TACGAAGCACTGAAGGCAAGACTGGAAAGCACACAAGGACGACCCGGCAAAG  GCATTTCGCAGAACCGTTCTACAAGTACGACAAGGCAGGAAAACAGAACACAG  CAGGTC AAGGCAGTCAGAGTCGAACAGGTC CAGAAGACAGGAGTCTGGGTC  AGAAAACCACAACGGAATCGCAGACAACGCAACAATGGTCAGAGTAGACGTC  TTCGAAAAGGGAGACAAGTACTACCTGGTCCCGATCTACTCGTGGCAGGTC  GCAAAGGGAATCCTGCCGGACAGAGCAGTCGTC CAGGGAAAAGGACGAAGAA  GACTGGCAGCTGATCGACGACTCGTTCAACTTCAAGTCTCGCTGCACCCG  AACGACCTGGTCGAAGTCATCACAAGAAGGCAAGAAATGTTCCGGATACTTC  GCATCGTGCCACAGAGGAACAGGAAAACATCAACATCAGAATCCACGACCTG  GACCACAAGATCGGAAGAACGGAATCCTGGAAGGAATCGGAACTCAAGACA  GCAGTGTGTTCCAGAAGTACCAGATCGACGAAC TGGGAAAAGGAAATCAGA  CCGTGCAGACTGAAGAAGAGACCCCGGTCAGATCCGGAAAAGAGAACAGCA  GACGGATCGGAATTCGAATCGCCGAAGAAGAAGAGAAAAGGTCGAATGA</p>	
<p>ORF encoding  Neisseria  meningitidis  Cas9 using  minimal  uridine  codons (no  start or  stop codons;  suitable for  inclusion in  fusion  protein  coding  sequence)</p>	<p>GCAGCATTCAAGCCGAAC TCGATCAACTACATCCTGGGACTGGACATCGGA  ATCGCATCGGTGGATGGGCAATGGTCGAAATCGACGAAGAAGAAAACCCG  ATCAGACTGATCGACCTGGGAGTCAGAGTCTTCGAAAGAGCAGAAAGTCCC  AAGACAGGAGACTCGCTGGCAATGGCAAGAAGACTGGCAAGATCGGTGAGA  AGACTGACAAGAAGAAGAGCACACAGACTGCTGAGAACAAGAAGACTGCTG  AAGAGAGAAGGAGTCTG CAGGCAGCAAACTTCGACGAAAACGGAAGTATC  AAGTCGCTGCCGAACACACCGTGGCAGCTGAGAGCAGCAGCACTGGACAGA  AAGCTGACACCGCTGGAATGGTCGGCAGTCTGTGTCACCTGATCAAGCAC  AGAGGATACCTGTCG CAGAGAAAAGAACGAAGGAGAAAACAGCAGACAAGGAA  CTGGGAGCACTGCTGAAGGGAGTCG CAGGAAACGCACACGCACTGCAGACA  GGAGACTTCAGAACACCGGCAGAACTGGCACTGAACAAGTTCGAAAAGGAA  TCGGGACACATCAGAAAACAGAGATCGGACTACTCGCACACATTCTCGAGA  AAGGACCTGCAGGCAGAACTGATCCTGCTGTTTCGAAAAGCAGAAGGAATTC  GGAAACCCGCACGTCTCGGGAGGACTGAAGGAAGGAATCGAAACACTGCTG  ATGACACAGAGACCGGCACTGTCGGGAGACGCAGTCCAGAAGATGCTGGGA  CACTGCACATTTCGAACCGGCAGAACCGAAGGCAGCAAAGAACACATACACA  GCAGAAAGATTCATCTGGCTGACAAAGCTGAACAACCTGAGAATCCTGGAA  CAGGGATCGGAAAAGACCGCTGACAGACACAGAAAAGGCAACACTGATGGAC  GAACCGTACAGAAAAGTCAAGCTGACATACGCACAGGCAAGAAAAGCTGCTG  GCACTGGAAGACACAGCATTCTTCAAGGGACTGAGATACGGAAGGACAAAC  GCAGAAGCATCGACACTGATGGAATGAAGGCATACCACGCAATCTCGAGA  GCACTGGAAGAAGGAAAGGACTGAAGGACAAGAAGTCCCGCTGAACCTGTCC  CCGGAAC TGCAGGACGAAATCGGAACAGCATTCTCGCTGTTCAAGACAGAC  GAAGACATCACAGGAAGACTGAAGGACAGAATCCAGCCGGAATCCTGGAA  GCACTGCTGAAGCACATCTCGTTGACAAGTTCGTCCAGATCTCGCTGAAG  GCACTGAGAAGAATCGTCCCGCTGATGGAACAGGGAAAAGATACGACGAA  GCATGCGCAGAAATCTACGGAGACCACTACGGAAGAAGAACACAGAAGAA  AAGATCTACCTGCCGCCGATCCCGGCAGACGAAATCAGAAAACCCGGTCTGTC</p>	<p>266</p>

	<p>CTGAGAGCACTGTCGCAGGCAAGAAAGGTCATCAACGGAGTCGTCAGAAGA  TACGGATCGCCGGCAAGAATCCACATCGAAACAGCAAGAGAAGTCGGAAAG  TCGTTCAAGGACAGAAAGGAAATCGAAAAGAGACAGGAAGAAAACAGAAAG  GACAGAGAAAAGGCAGCAGCAAAGTTCAGAGAATACTTCCCGAACTTCGTC  GGAGAACCGAAGTCGAAGGACATCCTGAAGCTGAGACTGTACGAACAGCAG  CACGGAAAGTGCCTGTACTCGGGAAAGGAAATCAACCTGGGAAGACTGAAC  GAAAAGGGATACGTCGAAATCGACCACGCACTGCCGTTCTCGAGAACATGG  GACGACTCGTTCAACAACAAGGTCCTGGTCCTGGGATCGGAAAACAGAAAC  AAGGGAAACCAGACACCGTACGAATACTTCAACGGAAAGGACAACCTCGAGA  GAATGGCAGGAATTCGAAGCAAGAGTCGAAACATCGAGATTCAGGATCG  AAGAAGCAGAGAATCCTGCTGCAGAAGTTCGACGAAGACGGATTCAAGGAA  AGAAACCTGAACGACACAAGATACGTCAACAGATTCCTGTGCCAGTTCGTC  GCAGACAGAATGAGACTGACAGGAAAGGGAAAGAAGAGAGTCTTCGCATCG  AACGGACAGATCACAAACCTGCTGAGAGGATTCTGGGGACTGAGAAAGGTC  AGAGCAGAAAACGACAGACACCACGCACTGGACGCACTCGTCGTCGCATGC  TCGACAGTCGCAATGCAGCAGAAGATCACAAAGATTCGTCAGATAACAAGGAA  ATGAACGCATTCGACGGAAAGACAATCGACAAGGAAACAGGAGAAGTCTCG  CACCAGAAGACACACTTCCCGCAGCCGTGGGAATTCCTCGCACAGGAAGTC  ATGATCAGAGTCTTCGGAAGCCGGACGGAAAGCCGGAATTCGAAGAAGCA  GACACACTGGAAAAGCTGAGAACACTGCTGGCAGAAAAGCTGTGTCGAGAGA  CCGGAAGCAGTCCACGAATACGTACACCCGCTGTTCTGTCGAGAGCACC  AACAGAAAGATGTCGGGACAGGGACACATGGAACAGTCAAGTTCGGCAAAG  AGACTGGACGAAGGAGTCTCGGTCCTGAGAGTCCCGCTGACACAGTGAAG  CTGAAGGACCTGGAAAAGATGGTCAACAGAGAAAAGAGAACCAGGAACTGTAC  GAAGCACTGAAGGCAAGACTGGAAGCACACAAGGACGACCCGGCAAAGGCA  TTCGCAGAACCCTTCTACAAGTACGACAAGGCAGGAAAACAGAACACAGCAG  GTCAAGGCAGTCAGAGTCGAACAGGTCCAGAAGACAGGAGTCTGGGTCAGA  AACCACAACGGAATCGCAGACAACGCAACAATGGTCAGAGTAGACGCTTC  GAAAAGGGAGACAAGTACTACCTGGTCCCGATCTACTCGTGGCAGGTCCGA  AAGGGAATCCTGCCGACAGAGCAGTCCGTCAGGGAAAGGACGCAACCAAG  TGGCAGCTGATCGAGACTCGTTCAACTTCAAGTTCCTCGCTGCAGCCGAAAC  GACCTGGTCGAAGTCATCACAAAGAAGGCAAGAATGTTTCGGATACTTCGCA  TCGTGCCACAGAGGAACAGGAAACATCAACATCAGAATCCACGACCTGGAC  CACAAAGATCGGAAAGAACGGAATCCTGGAAGGAATCGGAGTCAAGACAGCA  CTGTGTTCCAGAAGTACCAGATCGACGAACTGGGAAAGGAAATCAGACCG  TGCAGACTGAAGAAGAGACCCCGGTCAGATCCGGAAAAGAGAACAGCAGAC  GGATCGGAATTCGAATCGCCGAAGAAGAAGAGAAAGGTCGAA</p>	
<p>Transcript  comprising  SEQ ID NO:  265  (encoding  Neisseria  meningitidis  Cas9)</p>	<p>GGGAGACCCAAGCTGGCTAGCGTTTAAACTTAAGCTTGGATCCGCCACCAT  GGCAGCATTCAAGCCGAACCTCGATCAACTACATCCTGGGACTGGACATCGG  AATCGCATCGGTTCGGATGGGCAATGGTCGAAATCGACGAAGAAGAAAACCC  GATCAGACTGATCGACCTGGGAGTCAGAGTCTTCGAAAGAGCAGAAGTCCC  GAAGACAGGAGACTCGCTGGCAATGGCAAGAAGACTGGCAAGATCGGTCAG  AAGACTGACAAGAAGAAGAGCACACAGACTGCTGAGAACAAAGAAGACTGCT  GAAGAGAGAAGGAGTCTGTCAGGCGACAACTTCGACGAAAACGGACTGAT  CAAGTCGCTGCCGAACACACCCGTGGCAGCTGAGAGCAGCAGCACTGGACAG  AAAGCTGACACCCGCTGGAATGGTCGGCAGTCTGCTGCACCTGATCAAGCA  CAGAGGATACCTGTGTCAGAGAAAGAACGAAGGAGAAACAGCAGACAAGGA  ACTGGGAGCACTGCTGAAGGGAGTCGACGAAACGCACACGCACTGCAGAC  AGGAGACTTCAGAACACCCGGCAGAACTGGCACTGAACAAGTTCGAAAAGGA  ATCGGGACACATCAGAAACCAGAGATCGGACTACTCGCACACATTCTCGAG  AAAGGACCTGCAGGCAGAATGATCCTGCTGTTTCGAAAAGCAGAAGGAAT  CGGAAACCCGCACGCTCTCGGGAGGACTGAAGGAAGGAATCGAAACACTGCT  GTGACACAGAGACCCGGCACTGTGCGGAGACGCACTCCAGAAGATGCTGGG  ACACTGCACATTCGAACCCGGCAGAACCGAAGGCAGCAAGAACAACATACAC  AGCAGAAAGATTCATCTGGCTGACAAAGCTGAACAACCTGAGAATCCTGGA  ACAGGGATCGGAAAAGACCCGCTGACAGACACAGAAAGAGCAACACTGATGGA  CGAACCGTACAGAAAGTCAAGCTGACATACGCACAGGCAAGAAAGCTGCT  GGGACTGGAAGACACAGCATTCTCAAGGGACTGAGATACGGAAAGGACAA  CGCAGAAGCATCGACACTGATGGAAATGAAGGCATACCACGCAATCTCGAG  AGCACTGGAAAAGGAAGGACTGAAGGACAAGAAGTCCCGCTGAACCTGTC  GCCGAACTGCAGGACGAAATCGGAACAGCATTCTCGCTGTTCAAGACAGA</p>	<p>267</p>

	<p>CGAAGACATCACAGGAAGACTGAAGGACAGAATCCAGCCGGAATCCTGGA  AGCACTGCTGAAGCACATCTCGTTTCGACAAGTTCGTCCAGATCTCGCTGAA  GGCACTGAGAAGAATCGTCCCGCTGATGGAACAGGGAAAAGAGATACGACGA  AGCATGCCGAGAAATCTACGGAGACCACTACGGAAAGAAGAACACAGAAGA  AAAGATCTACCTGCCGCCGATCCCGGCAGACGAAATCAGAAACCCGGTCTGT  CCTGAGAGCACTGTGCGAGGCAAGAAAGGTCATCAACGGAGTTCGTGAGAA  ATACGGATCGCCGGCAAGAATCCACATCGAAACAGCAAGAGAAAGTTCGAAA  GTCTGTTCAAGGACAGAAAGGAAATCGAAAAGAGACAGGAAGAAAACAGAAA  GGACAGAGAAAAGGCAGCAGCAAAGTTCAGAGAATACTTCCCGAACCTCGT  CGGAGAACCAGTTCGAAGGACATCCTGAAGCTGAGACTGTACGAACAGCA  GCACGGAAAGTGCCTGTACTCGGGAAAAGGAAATCAACCTGGGAAGACTGAA  CGAAAAGGGATACGTGAAATCGACCACGCACTGCCGTCTCGAGAACATG  GGACGACTCGTTCACAACAAGTCTGGTCTGGGATCGGAAAACCAGAA  CAAGGGAAACCAGACACCGTACGAATACTTCAACGGAAAAGGACAACCTCGAG  AGAATGGCAGGAATTCAGGCAAGAGTTCGAAACATCGAGATTCCTCGAGATC  GAAGAAGCAGAGAATCCTGCTGCAGAAGTTCGACGAAAGACGGATTCAGGA  AAGAAACCTGAACGACACAAGATACGTCAACAGATTCTGTGCCAGTTCGT  CGCAGACAGAATGAGACTGACAGGAAAGGAAAGAAGAGAGTCTTCCGATC  GAACGGACAGATCACAAACCTGCTGAGAGGATTCTGGGGACTGAGAAAGGT  CAGAGCAGAAAACGACAGACACCACGCACTGGACGCAGTTCGTTCGTGCGATG  CTCGACAGTTCGCAATGCAGCAGAAGATCACAAAGATTCTGTCAGATACAAGGA  AATGAACGCATTCGACGGAAAGACAATCGACAAGGAAAACAGGAGAAGTCTT  GCACCAGAAGACACACTTCCCGCAGCCGTGGGAATCTTTCGCACAGGAAGT  CATGATCAGAGTCTTCGAAAAGCCGGACGGAAGCCGGAATTCGAAGAAGC  AGACACACTGGAAAAGCTGAGAACAAGTCTGGCAGAAAAGCTGTCTGTCGAG  ACCGGAAGCAGTCCACGAATACGTCACACCGCTGTCTGTCGAGAGCACC  GAACAGAAAGATGTCGGGACAGGGACACATGGAAACAGTCAAGTTCGGCAAA  GAGACTGGACGAAGGAGTCTCGTCTGAGAGTCCCGCTGACACAGCTGAA  GCTGAAGGACCTGGAAAAGATGGTCAACAGAGAAAGAGAACCAGGACTGTA  CGAAGCCTGAAGGCAAGACTGGAAGCACACAAGGACGACCCGGCAAAAGGC  ATTCGAGAACCGTTCTACAAGTACGACAAGGCAAGGAAACAGACAAGACAGCA  GGTCAAGGCAGTTCAGAGTTCGAACAGGTCCAGAAGACAGGAGTCTGGGTGAG  AAACCACAACGGAAATCGCAGACAACGCAACAATGGTTCAGAGTAGACGTCTT  CGAAAAGGGAGACAAGTACTACCTGGTCCCGATCTACTCGTGGCAGGTTCGC  AAAGGGAAATCCTGCCGGACAGAGCAGTTCGTCAGGGAAAGGACGAAGAAGA  CTGGCAGCTGATCGACGACTCGTTCAACTTCAAGTTCTCGCTGCACCCGAA  CGACCTGGTTCGAAGTTCATCACAAAGAAGGCAAGAATGTTCCGATACTTCGC  ATCGTCCACAGAGGAACAGGAAACATCAACATCAGAATCCACGACTTCGGA  CCACAAGATCGGAAAAGAACGGAAATCCTGGAAGGAATCGGAGTCAAGACAGC  ACTGTCTGTTCCAGAAGTACCAGATCGACGAACTGGGAAAAGGAAATCAGACC  GTGCAGACTGAAGAAGAGACCCCGGTTCAGATCCGGAAAAGAGAACAGCAGA  CGGATCGGAATTCGAATCGCCGAAGAAGAAGAGAAAGTTCGAATGATAGCT  AGCTCGAGTCTAGAGGGCCCGTTTAAACCCGCTGATCAGCCTCGACTGTGC  CTTCTAGTTGCCAGCCATCTGTTGTTTGGCCCTCCCCCGTGCCTTCCTTGA  CCCTGGAAGGTGCCACTCCACTGTCTTTCTAATAAAAATGAGGAAATTC  CATCGCATTGTCTGAGTAGGTGTATTCTATTCTGGGGGGTGGGGTGGGGC  AGGACAGCAAGGGGGAGGATTGGGAAGACAATAGCAGGCATGCTGGGGATG  CGGTGGGCTCTATGG</p>	
<p>Amino acid  sequence of  Neisseria  meningitidis  Cas9</p>	<p>MAAFKPNINSINYILGLDIGIASVWAMVEIDEEENPIRLIDLGVRFERAEV  PKTGDSLAMARRLARSVRRRLTRRRRAHRLLRTRRLKREGVLQAANFDENGL  IKSLPNTPWQLRAAALDRKLTPLEWSAVLLHLIKHRGYLSQRKNEGETADK  ELGALLKGVAGNAHALQTGDFRTPAELALNKFKEKESGHIRNQRSYDYSHTFS  RKDLQAEILILFEKQKEFGNPHVSGGLKEGIETLLMTQRPALSGDAVQKML  GHCTFEPAEPKAAKNTYTAERFWLTKLNNLRILEQGSERPLTDTERATLM  DEPYRKSCLTYAQARKLLGLEDTAFFKGLRYGKDNEASTLMEMKAYHAIS  RALEKEGLKDKKSPNLNLSPELQDEIGTAFSLFKTDEDITGRLKDRIQPEIL  EALLKHISFDKRVQISLALRRIVPLMEQGGKRYDEACAEIYGDHYGKKNTE  EKIYLPPIPADEIRNPVLRALSQARKVINGVRRYGSFARIHIETAREVQ  KSFKDRKEIEKRQEENRKDREKAAAKFREYFPNFVGEPKSKDILKLRLYEQ  QHGKCLYSKGEINLGRNLNEKGYVEIDHALPFSRTWDDSFNNKVLVLGSENQ  NKGNTQPYEYFNGKDNSREWQEFKARVETSRFPKSKQRILLQKDFEDGFK</p>	<p>268</p>

	ERNLNDTRYVNRFLCQFVADRMRLTGKGGKRVFASNGQITNLLRGFWGLRK VRAENDRHHALDAVVVACSTVAMQQK I TRFVRYKEMNAFDGKTIDKETGEV LHQKTHFPQPWEFFAQEV MIRVFGKPDGKPEFEEADTLEKLRLTLAEKLSS RPEAVHEYVTPLFVSRAPNRKMSGQGHMETVKSARLDEGVSVLRVPLTQL KLDLEKMNREREPPLYEALKARLEAHKDDPAKAFAPFYKYDKAGNRTQ QVKAVRVEQVQKTGVVVRNHNGIADNATMVRVDVFEKGDYLLVPIYSWQV AKGILPDRAVVQKDEEDWQLIDDSFNFKFSLHPNDLVEVITKKARMFYGF ASCHRGTGNINIRIHDLDHKIGKNGILEGIGVKTALS FQKYQIDELGKEIR PCRLKKRPPVRS GKRTADGSEFESPKKKR KVE	
G390 single guide RNA targeting the rat TTR gene	mG*mC*mC*GAGUCUGGAGAGCUGCAGUUUUAGAmGmCmUmAmGmAmAmAm UmAmGmCAAGUUAAAAUAAGGCUAGUCCGUUAUCAmAmCmUmUmGmAmAmA mAmAmGmUmGmGmCmAmCmCmGmAmGmUmCmGmGmUmGmCmU*mU*mU*mU	269
trRNA	AACAGCAUAGCAAGUUAAAAUAAGGCUAGUCCGUUAUCAACUUGAAAAAGU GGCACCGAGUCGGUGCUUUUUUU	270
	Not Used	271
G534 single guide RNA targeting the rat TTR gene	mA*mC*mG*CAAAUAUCAGUCCAGCGUUUUAGAmGmCmUmAmGmAmAmAm UmAmGmCAAGUUAAAAUAAGGCUAGUCCGUUAUCAmAmCmUmUmGmAmAmA mAmAmGmUmGmGmCmAmCmCmGmAmGmUmCmGmGmUmGmCmU*mU*mU*mU	272
G000395 5' truncated inactive sgRNA modified sequence	mG*mC*mA*AUGGUGUAGCGGGUUUUAGAmGmCmUmAmGmAmAmAmUmAmG mCAAGUUAAAAUAAGGCUAGUCCGUUAUCAmAmCmUmUmGmAmAmAmAm GmUmGmGmCmAmCmCmGmAmGmUmCmGmGmUmGmCmU*mU*mU*mU	273
SV40 NLS	PKKKRKV	274
Alternate SV40 NLS	PKKKRRV	275
Nucleoplasmic NLS	KRPAATKKAGQAKKKK	276
Exemplary Kozak sequence	gccRccAUGG	277
Exemplary Kozak sequence	gccgccRccAUGG	278

\* = PS linkage; 'm' = 2'-O-Me nucleotide

**What is Claimed is:**

1. A method of inducing a double-stranded break (DSB) within the *TTR* gene, comprising delivering a composition to a cell, wherein the composition comprises
  - a. a guide RNA comprising a guide sequence selected from SEQ ID NOs: 5-82;
  - b. a guide RNA comprising at least 17, 18, 19, or 20 contiguous nucleotides of a sequence selected from SEQ ID NOs: 5-82; or
  - c. a guide RNA comprising a guide sequence that is at least 99%, 98%, 97%, 96%, 95%, 94%, 93%, 92%, 91%, or 90% identical to a sequence selected from SEQ ID NOs: 5-82.
  
2. A method of modifying the *TTR* gene comprising delivering a composition to a cell, wherein the composition comprises (i) an RNA-guided DNA binding agent or a nucleic acid encoding an RNA-guided DNA binding agent and (ii) a guide RNA comprising:
  - a. a guide sequence selected from SEQ ID NOs: 5-82;
  - b. at least 17, 18, 19, or 20 contiguous nucleotides of a sequence selected from SEQ ID NOs: 5-82; or
  - c. a guide sequence that is at least 99%, 98%, 97%, 96%, 95%, 94%, 93%, 92%, 91%, or 90% identical to a sequence selected from SEQ ID NOs: 5-82.
  
3. A method of treating amyloidosis associated with TTR (ATTR), comprising administering a composition to a subject in need thereof, wherein the composition comprises (i) an RNA-guided DNA binding agent or a nucleic acid encoding an RNA-guided DNA binding agent and (ii) a guide RNA comprising:
  - a. a guide sequence selected from SEQ ID NOs: 5-82;
  - b. at least 17, 18, 19, or 20 contiguous nucleotides of a sequence selected from SEQ ID NOs: 5-82; or
  - c. a guide sequence that is at least 99%, 98%, 97%, 96%, 95%, 94%, 93%, 92%, 91%, or 90% identical to a sequence selected from SEQ ID NOs: 5-82,thereby treating ATTR.
  
4. A method of reducing TTR serum concentration, comprising administering a composition to a subject in need thereof, wherein the composition comprises (i) an RNA-guided DNA binding agent or a nucleic acid encoding an RNA-guided DNA binding agent and (ii) a guide RNA comprising:

- a. a guide sequence selected from SEQ ID NOs: 5-82;
- b. at least 17, 18, 19, or 20 contiguous nucleotides of a sequence selected from SEQ ID NOs: 5-82; or
- c. a guide sequence that is at least 99%, 98%, 97%, 96%, 95%, 94%, 93%, 92%, 91%, or 90% identical to a sequence selected from SEQ ID NOs: 5-82,

thereby reducing TTR serum concentration.

5. A method for reducing or preventing the accumulation of amyloids or amyloid fibrils comprising TTR in a subject, comprising administering a composition to a subject in need thereof, wherein the composition comprises (i) an RNA-guided DNA binding agent or a nucleic acid encoding an RNA-guided DNA binding agent and (ii) a guide RNA comprising:

- a. a guide sequence selected from SEQ ID NOs: 5-82;
- b. at least 17, 18, 19, or 20 contiguous nucleotides of a sequence selected from SEQ ID NOs: 5-82; or
- c. a guide sequence that is at least 99%, 98%, 97%, 96%, 95%, 94%, 93%, 92%, 91%, or 90% identical to a sequence selected from SEQ ID NOs: 5-82,

thereby reducing accumulation of amyloids or amyloid fibrils.

6. A composition comprising a guide RNA comprising:

- a. a guide sequence selected from SEQ ID NOs: 5-82;
- b. at least 17, 18, 19, or 20 contiguous nucleotides of a sequence selected from SEQ ID NOs: 5-82; or
- c. a guide sequence that is at least 99%, 98%, 97%, 96%, 95%, 94%, 93%, 92%, 91%, or 90% identical to a sequence selected from SEQ ID NOs: 5-82.

7. A composition comprising a vector encoding a guide RNA, wherein the guide RNA comprises:

- a. a guide sequence selected from SEQ ID NOs: 5-82;
- b. at least 17, 18, 19, or 20 contiguous nucleotides of a sequence selected from SEQ ID NOs: 5-82; or
- c. a guide sequence that is at least 99%, 98%, 97%, 96%, 95%, 94%, 93%, 92%, 91%, or 90% identical to a sequence selected from SEQ ID NOs: 5-82.

8. The composition of claim 6 or 7, for use in inducing a double-stranded break (DSB) within the *TTR* gene in a cell or subject.

9. The composition of claim 6 or 7, for use in modifying the *TTR* gene in a cell or subject.
10. The composition of claim 6 or 7, for use in treating amyloidosis associated with TTR (ATTR) in a subject.
11. The composition of claim 6 or 7, for use in reducing TTR serum concentration in a subject.
12. The composition of claim 6 or 7, for use in reducing or preventing the accumulation of amyloids or amyloid fibrils in a subject.
13. The method of any one of claims 1-5 or the composition for use of any one of claims 8-12, wherein the composition reduces serum TTR levels.
14. The method or composition for use of claim 13, wherein the serum TTR levels are reduced by at least 50% as compared to serum TTR levels before administration of the composition.
15. The method or composition for use of claim 13, wherein the serum TTR levels are reduced by 50-60%, 60-70%, 70-80%, 80-90%, 90-95%, 95-98%, 98-99%, or 99-100% as compared to serum TTR levels before administration of the composition.
16. The method or composition for use of any one of claims 1-5 or 8-15, wherein the composition results in editing of the TTR gene.
17. The method or composition for use of claim 16, wherein the editing is calculated as a percentage of the population that is edited (percent editing).
18. The method or composition for use of claim 17, wherein the percent editing is between 30 and 99% of the population.
19. The method or composition for use of claim 17, wherein the percent editing is between 30 and 35%, 35 and 40%, 40 and 45%, 45 and 50%, 50 and 55%, 55 and 60%, 60 and 65%, 65 and 70%, 70 and 75%, 75 and 80%, 80 and 85%, 85 and 90%, 90 and 95%, or 95 and 99% of the population.
20. The method of any one of claims 1-5 or the composition for use of any one of claims 8-19, wherein the composition reduces amyloid deposition in at least one tissue.
21. The method or composition for use of claim 20, wherein the at least one tissue comprises one or more of stomach, colon, sciatic nerve, or dorsal root ganglion.
22. The method or composition for use of claim 20 or 21, wherein amyloid deposition is measured 8 weeks after administration of the composition.

23. The method or composition for use of any one of claims 20-22, wherein amyloid deposition is compared to a negative control or a level measured before administration of the composition.
24. The method or composition for use of any one of claims 20-23, wherein amyloid deposition is measured in a biopsy sample and/or by immunostaining.
25. The method or composition for use of any one of claims 20-24, wherein amyloid deposition is reduced by between 30 and 35%, 35 and 40%, 40 and 45%, 45 and 50%, 50 and 55%, 55 and 60%, 60 and 65%, 65 and 70%, 70 and 75%, 75 and 80%, 80 and 85%, 85 and 90%, 90 and 95%, or 95 and 99% of the amyloid deposition seen in a negative control.
26. The method or composition for use of any one of claims 20-25, wherein amyloid deposition is reduced by between 30 and 35%, 35 and 40%, 40 and 45%, 45 and 50%, 50 and 55%, 55 and 60%, 60 and 65%, 65 and 70%, 70 and 75%, 75 and 80%, 80 and 85%, 85 and 90%, 90 and 95%, or 95 and 99% of the amyloid deposition seen before administration of the composition.
27. The method or composition for use of any one of claims 1-5 or 8-26, wherein the composition is administered or delivered at least two times.
28. The method or composition for use of claim 27, wherein the composition is administered or delivered at least three times.
29. The method or composition for use of claim 27, wherein the composition is administered or delivered at least four times.
30. The method or composition for use of claim 27, wherein the composition is administered or delivered up to five, six, seven, eight, nine, or ten times.
31. The method or composition for use of any one of claims 27-30, wherein the administration or delivery occurs at an interval of 1, 2, 3, 4, 5, 6, 7, 8, 9, 10, 11, 12, 13, 14, or 15 days.
32. The method or composition for use of any one of claims 27-30, wherein the administration or delivery occurs at an interval of 1, 2, 3, 4, 5, 6, 7, 8, 9, 10, 11, 12, 13, 14, or 15 weeks.
33. The method or composition for use of any one of claims 27-30, wherein the administration or delivery occurs at an interval of 1, 2, 3, 4, 5, 6, 7, 8, 9, 10, 11, 12, 13, 14, or 15 months.
34. The method or composition of any one of the preceding claims, wherein the guide sequence is selected from SEQ ID NOs: 5-82.



35. The method or composition of any one of the preceding claims, wherein the guide RNA is at least partially complementary to a target sequence present in the human *TTR* gene.
36. The method or composition of claim 35, wherein the target sequence is in exon 1, 2, 3, or 4 of the human *TTR* gene.
37. The method or composition of claim 35, wherein the target sequence is in exon 1 of the human *TTR* gene.
38. The method or composition of claim 35, wherein the target sequence is in exon 2 of the human *TTR* gene.
39. The method or composition of claim 35, wherein the target sequence is in exon 3 of the human *TTR* gene.
40. The method or composition of claim 35, wherein the target sequence is in exon 4 of the human *TTR* gene.
41. The method or composition of any one of claims 1-40, wherein the guide sequence is complementary to a target sequence in the positive strand of *TTR*.
42. The method or composition of any one of claims 1-40, wherein the guide sequence is complementary to a target sequence in the negative strand of *TTR*.
43. The method or composition of any one of claims 1-40, wherein the first guide sequence is complementary to a first target sequence in the positive strand of the *TTR* gene, and wherein the composition further comprises a second guide sequence that is complementary to a second target sequence in the negative strand of the *TTR* gene.
44. The method or composition of any one of the preceding claims, wherein the guide RNA comprises a crRNA that comprises the guide sequence and further comprises a nucleotide sequence of SEQ ID NO: 126, wherein the nucleotides of SEQ ID NO: 126 follow the guide sequence at its 3' end.
45. The method or composition of any one of the preceding claims, wherein the guide RNA is a dual guide (dgRNA).
46. The method or composition of claim 45, wherein the dual guide RNA comprises a crRNA comprising a nucleotide sequence of SEQ ID NO: 126, wherein the nucleotides of SEQ ID NO: 126 follow the guide sequence at its 3' end, and a trRNA.
47. The method or composition of any one of claims 1-43, wherein the guide RNA is a single guide (sgRNA).
48. The method or composition of claim 47, wherein the sgRNA comprises a guide sequence that has the pattern of SEQ ID NO: 3.

49. The method or composition of claim 47, wherein the sgRNA comprises the sequence of SEQ ID NO: 3.
50. The method or composition of claim 48 or 49, wherein each N in SEQ ID NO: 3 is any natural or non-natural nucleotide, wherein the N's form the guide sequence, and the guide sequence targets Cas9 to the *TTR* gene.
51. The method or composition of any one of claims 47-50, wherein the sgRNA comprises any one of the guide sequences of SEQ ID NOs: 5-82 and the nucleotides of SEQ ID NO: 126.
52. The method or composition of any one of claims 47-51, wherein the sgRNA comprises a guide sequence that is at least 99%, 98%, 97%, 96%, 95%, 94%, 93%, 92%, 91%, or 90% identical to a sequence selected from SEQ ID Nos: 87-124.
53. The method or composition of claim 47, wherein the sgRNA comprises a sequence selected from SEQ ID Nos: 87-124.
54. The method or composition of any one of the preceding claims, wherein the guide RNA comprises at least one modification.
55. The method or composition of claim 54, wherein the at least one modification includes a 2'-O-methyl (2'-O-Me) modified nucleotide.
56. The method or composition of claim 54 or 55, wherein the at least one modification includes a phosphorothioate (PS) bond between nucleotides.
57. The method or composition of any one of claims 54-56, wherein the at least one modification includes a 2'-fluoro (2'-F) modified nucleotide.
58. The method or composition of any one of claims 54-57, wherein the at least one modification includes a modification at one or more of the first five nucleotides at the 5' end.
59. The method or composition of any one of claims 54-58, wherein the at least one modification includes a modification at one or more of the last five nucleotides at the 3' end.
60. The method or composition of any one of claims 54-59, wherein the at least one modification includes PS bonds between the first four nucleotides.
61. The method or composition of any one of claims 54-60, wherein the at least one modification includes PS bonds between the last four nucleotides.
62. The method or composition of any one of claims 54-61, wherein the at least one modification includes 2'-O-Me modified nucleotides at the first three nucleotides at the 5' end.

63. The method or composition of any one of claims 54-62, wherein the at least one modification includes 2'-O-Me modified nucleotides at the last three nucleotides at the 3' end.
64. The method or composition of any one of claims 54-63, wherein the guide RNA comprises the modified nucleotides of SEQ ID NO: 3.
65. The method or composition of any one of claims 1-64, wherein the composition further comprises a pharmaceutically acceptable excipient.
66. The method or composition of any one of claims 1-65, wherein the guide RNA is associated with a lipid nanoparticle (LNP).
67. The method or composition of claim 66, wherein the LNP comprises a CCD lipid.
68. The method or composition of claim 67, wherein the CCD lipid is Lipid A or Lipid B.
69. The method or composition of claim 66-68, wherein the LNP comprises a neutral lipid.
70. The method or composition of claim 69, wherein the neutral lipid is DSPC
71. The method or composition of any one of claims 66-70, wherein the LNP comprises a helper lipid.
72. The method or composition of claim 71, wherein the helper lipid is cholesterol.
73. The method or composition of any one of claims 66-72, wherein the LNP comprises a stealth lipid.
74. The method or composition of claim 73, wherein the stealth lipid is PEG2k-DMG.
75. The method or composition of any one of the preceding claims, wherein the composition further comprises an RNA-guided DNA binding agent.
76. The method or composition of any one of the preceding claims, wherein the composition further comprises an mRNA that encodes an RNA-guided DNA binding agent.
77. The method or composition of claim 75 or 76, wherein the RNA-guided DNA binding agent is a Cas cleavase.
78. The method or composition of claim 77, wherein the RNA-guided DNA binding agent is Cas9.
79. The method or composition of any one of claims 75-78, wherein the RNA-guided DNA binding agent is modified.
80. The method or composition of any one of claims 75-79, wherein the RNA-guided DNA binding agent is a nickase.
81. The method or composition of claim 79 or 80, wherein the modified RNA-guided DNA binding agent comprises a nuclear localization signal (NLS).

82. The method or composition of any one of claims 75-81, wherein the RNA-guided DNA binding agent is a Cas from a Type-II CRISPR/Cas system.
83. The method or composition of any one of the preceding claims, wherein the composition is a pharmaceutical formulation and further comprises a pharmaceutically acceptable carrier.
84. The method or composition for use of any one of claims 1-5 or 8-83, wherein the composition reduces or prevents amyloids or amyloid fibrils comprising *TTR*.
85. The method or composition for use of claim 84, wherein the amyloids or amyloid fibrils are in the nerves, heart, or gastrointestinal track.
86. The method or composition for use of any one of claims 1-5 or 8-83, wherein non-homologous ending joining (NHEJ) leads to a mutation during repair of a DSB in the *TTR* gene.
87. The method or composition for use of claim 86, wherein NHEJ leads to a deletion or insertion of a nucleotide(s) during repair of a DSB in the *TTR* gene.
88. The method or composition for use of claim 87, wherein the deletion or insertion of a nucleotide(s) induces a frame shift or nonsense mutation in the *TTR* gene.
89. The method or composition for use of claim 87, wherein a frame shift or nonsense mutation is induced in the *TTR* gene of at least 50% of liver cells.
90. The method or composition for use of claim 89, wherein a frame shift or nonsense mutation is induced in the *TTR* gene of 50%-60%, 60%-70%, 70% or 80%, 80%-90%, 90-95%, 95%-99%, or 99%-100% of liver cells.
91. The method or composition for use of any one of claims 87-90, wherein a deletion or insertion of a nucleotide(s) occurs in the *TTR* gene at least 50-fold or more than in off-target sites.
92. The method or composition for use of claim 91, wherein the deletion or insertion of a nucleotide(s) occurs in the *TTR* gene 50-fold to 150-fold, 150-fold to 500-fold, 500-fold to 1500-fold, 1500-fold to 5000-fold, 5000-fold to 15000-fold, 15000-fold to 30000-fold, or 30000-fold to 60000-fold more than in off-target sites.
93. The method or composition for use of any one of claims 87-92, wherein the deletion or insertion of a nucleotide(s) occurs at less than or equal to 3, 2, 1, or 0 off-target site(s) in primary human hepatocytes, optionally wherein the off-target site(s) does (do) not occur in a protein coding region in the genome of the primary human hepatocytes.
94. The method or composition for use of claim 93, wherein the deletion or insertion of a nucleotide(s) occurs at a number of off-target sites in primary human hepatocytes that is less

than the number of off-target sites at which a deletion or insertion of a nucleotide(s) occurs in Cas9-overexpressing cells, optionally wherein the off-target site(s) does (do) not occur in a protein coding region in the genome of the primary human hepatocytes.

95. The method or composition for use of claim 94, wherein the Cas9-overexpressing cells are HEK293 cells stably expressing Cas9.

96. The method or composition for use of any one of claims 93-95, wherein the number of off-target sites in primary human hepatocytes is determined by analyzing genomic DNA from primary human hepatocytes transfected in vitro with Cas9 mRNA and the guide RNA, optionally wherein the off-target site(s) does (do) not occur in a protein coding region in the genome of the primary human hepatocytes.

97. The method or composition for use of any one of claims 93-95, wherein the number of off-target sites in primary human hepatocytes is determined by an oligonucleotide insertion assay comprising analyzing genomic DNA from primary human hepatocytes transfected in vitro with Cas9 mRNA, the guide RNA, and a donor oligonucleotide, optionally wherein the off-target site(s) does (do) not occur in a protein coding region in the genome of the primary human hepatocytes.

98. The method or composition of any one of claims 1-43 or 47-97, wherein the sequence of the guide RNA is:

- a) SEQ ID NO: 92 or 104;
- b) SEQ ID NO: 87, 89, 96, or 113;
- c) SEQ ID NO: 100, 102, 106, 111, or 112; or
- d) SEQ ID NO: 88, 90, 91, 93, 94, 95, 97, 101, 103, 108, or 109,

optionally wherein the guide RNA does not produce indels at off-target site(s) that occur in a protein coding region in the genome of primary human hepatocytes.

99. The method or composition for use of any one of claims 1-5 or 8-98, wherein administering the composition reduces levels of TTR in the subject.

100. The method or composition for use of claim 99, wherein the levels of TTR are reduced by at least 50%.

101. The method or composition for use of claim 100, wherein the levels of TTR are reduced by 50%-60%, 60%-70%, 70% or 80%, 80%-90%, 90-95%, 95%-99%, or 99%-100%.

102. The method or composition for use of claim 100 or 101, wherein the levels of TTR are measured in serum, plasma, blood, cerebral spinal fluid, or sputum.

103. The method or composition for use of claim 100 or 101, wherein the levels of TTR are measured in liver, choroid plexus, and/or retina.
104. The method or composition for use of any one of claims 99-103, wherein the levels of TTR are measured via enzyme-linked immunosorbent assay (ELISA).
105. The method or composition for use of any one of claims 1-5 or 8-104, wherein the subject has ATTR.
106. The method or composition for use of any one of claims 1-5 or 8-105, wherein the subject is human.
107. The method or composition for use of claim 105 or 106, wherein the subject has ATTRwt.
108. The method or composition for use of claim 105 or 106, wherein the subject has hereditary ATTR.
109. The method or composition for use of any one of claims 1-5, 8-106, or 108, wherein the subject has a family history of ATTR.
110. The method or composition for use of any one of claims 1-5, 8-106, or 108-109, wherein the subject has familial amyloid polyneuropathy.
111. The method or composition for use of any one of claims 1-5 or 8-110, wherein the subject has only or predominantly nerve symptoms of ATTR.
112. The method or composition for use of any one of claims 1-5 or 8-110, wherein the subject has familial amyloid cardiomyopathy.
113. The method or composition for use of any one of claims 1-5, 8-109, or 112, wherein the subject has only or predominantly cardiac symptoms of ATTR.
114. The method or composition for use of any one of claims 1-5 or 8-113, wherein the subject expresses TTR having a V30 mutation.
115. The method or composition for use of claim 114, wherein the V30 mutation is V30A, V30G, V30L, or V30M.
116. The method or composition for use of claim any one of claims 1-5 or 8-113, wherein the subject expresses TTR having a T60 mutation.
117. The method or composition for use of claim 116, wherein the T60 mutation is T60A.
118. The method or composition for use of claim any one of claims 1-5 or 8-113, wherein the subject expresses TTR having a V122 mutation.
119. The method or composition for use of claim 118, wherein the V122 mutation is V122A, V122I, or V122(-).

120. The method or composition for use of any one of claims 1-5 or 8-119, wherein the subject expresses wild-type *TTR*.
121. The method or composition for use of any one of claims 1-5, 8-107, or 120, wherein the subject does not express *TTR* having a V30, T60, or V122 mutation.
122. The method or composition for use of any one of claims 1-5, 8-107, or 120-121, wherein the subject does not express *TTR* having a pathological mutation.
123. The method or composition for use of claim 121, wherein the subject is homozygous for wild-type *TTR*.
124. The method or composition for use of any one of claims 1-5 or 8-123, wherein after administration the subject has an improvement, stabilization, or slowing of change in symptoms of sensorimotor neuropathy.
125. The method or composition for use of claim 124, wherein the improvement, stabilization, or slowing of change in sensory neuropathy is measured using electromyogram, nerve conduction tests, or patient-reported outcomes.
126. The method or composition for use of any one of claims 1-5 or 8-125, wherein the subject has an improvement, stabilization, or slowing of change in symptoms of congestive heart failure.
127. The method or composition for use of claim 126, wherein the improvement, stabilization, or slowing of change in congestive heart failure is measured using cardiac biomarker tests, lung function tests, chest x-rays, or electrocardiography.
128. The method or composition for use of any one of claims 1-5 or 8-127, wherein the composition or pharmaceutical formulation is administered via a viral vector.
129. The method or composition for use of any one of claims 1-5 or 8-127, wherein the composition or pharmaceutical formulation is administered via lipid nanoparticles.
130. The method or composition for use of any one of claims 1-5 or 8-129, wherein the subject is tested for specific mutations in the *TTR* gene before administering the composition or formulation.
131. The method or composition of any one of claims 1-130, wherein the sequence selected from SEQ ID NOs: 5-82 is SEQ ID NO: 5.
132. The method or composition of any one of claims 1-130, wherein the sequence selected from SEQ ID NOs: 5-82 is SEQ ID NO: 6.
133. The method or composition of any one of claims 1-130, wherein the sequence selected from SEQ ID NOs: 5-82 is SEQ ID NO: 7.

134. The method or composition of any one of claims 1-130, wherein the sequence selected from SEQ ID NOs: 5-82 is SEQ ID NO: 8.
135. The method or composition of any one of claims 1-130, wherein the sequence selected from SEQ ID NOs: 5-82 is SEQ ID NO: 9.
136. The method or composition of any one of claims 1-130, wherein the sequence selected from SEQ ID NOs: 5-82 is SEQ ID NO: 10.
137. The method or composition of any one of claims 1-130, wherein the sequence selected from SEQ ID NOs: 5-82 is SEQ ID NO: 11.
138. The method or composition of any one of claims 1-130, wherein the sequence selected from SEQ ID NOs: 5-82 is SEQ ID NO: 12.
139. The method or composition of any one of claims 1-130, wherein the sequence selected from SEQ ID NOs: 5-82 is SEQ ID NO: 13.
140. The method or composition of any one of claims 1-130, wherein the sequence selected from SEQ ID NOs: 5-82 is SEQ ID NO: 14.
141. The method or composition of any one of claims 1-130, wherein the sequence selected from SEQ ID NOs: 5-82 is SEQ ID NO: 15.
142. The method or composition of any one of claims 1-130, wherein the sequence selected from SEQ ID NOs: 5-82 is SEQ ID NO: 16.
143. The method or composition of any one of claims 1-130, wherein the sequence selected from SEQ ID NOs: 5-82 is SEQ ID NO: 17.
144. The method or composition of any one of claims 1-130, wherein the sequence selected from SEQ ID NOs: 5-82 is SEQ ID NO: 18.
145. The method or composition of any one of claims 1-130, wherein the sequence selected from SEQ ID NOs: 5-82 is SEQ ID NO: 19.
146. The method or composition of any one of claims 1-130, wherein the sequence selected from SEQ ID NOs: 5-82 is SEQ ID NO: 20.
147. The method or composition of any one of claims 1-130, wherein the sequence selected from SEQ ID NOs: 5-82 is SEQ ID NO: 21.
148. The method or composition of any one of claims 1-130, wherein the sequence selected from SEQ ID NOs: 5-82 is SEQ ID NO: 22.
149. The method or composition of any one of claims 1-130, wherein the sequence selected from SEQ ID NOs: 5-82 is SEQ ID NO: 23.
150. The method or composition of any one of claims 1-130, wherein the sequence selected from SEQ ID NOs: 5-82 is SEQ ID NO: 24.



151. The method or composition of any one of claims 1-130, wherein the sequence selected from SEQ ID NOs: 5-82 is SEQ ID NO: 25.
152. The method or composition of any one of claims 1-130, wherein the sequence selected from SEQ ID NOs: 5-82 is SEQ ID NO: 26.
153. The method or composition of any one of claims 1-130, wherein the sequence selected from SEQ ID NOs: 5-82 is SEQ ID NO: 27.
154. The method or composition of any one of claims 1-130, wherein the sequence selected from SEQ ID NOs: 5-82 is SEQ ID NO: 28.
155. The method or composition of any one of claims 1-130, wherein the sequence selected from SEQ ID NOs: 5-82 is SEQ ID NO: 29.
156. The method or composition of any one of claims 1-130, wherein the sequence selected from SEQ ID NOs: 5-82 is SEQ ID NO: 30.
157. The method or composition of any one of claims 1-130, wherein the sequence selected from SEQ ID NOs: 5-82 is SEQ ID NO: 31.
158. The method or composition of any one of claims 1-130, wherein the sequence selected from SEQ ID NOs: 5-82 is SEQ ID NO: 32.
159. The method or composition of any one of claims 1-130, wherein the sequence selected from SEQ ID NOs: 5-82 is SEQ ID NO: 33.
160. The method or composition of any one of claims 1-130, wherein the sequence selected from SEQ ID NOs: 5-82 is SEQ ID NO: 34.
161. The method or composition of any one of claims 1-130, wherein the sequence selected from SEQ ID NOs: 5-82 is SEQ ID NO: 35.
162. The method or composition of any one of claims 1-130, wherein the sequence selected from SEQ ID NOs: 5-82 is SEQ ID NO: 36.
163. The method or composition of any one of claims 1-130, wherein the sequence selected from SEQ ID NOs: 5-82 is SEQ ID NO: 37.
164. The method or composition of any one of claims 1-130, wherein the sequence selected from SEQ ID NOs: 5-82 is SEQ ID NO: 38.
165. The method or composition of any one of claims 1-130, wherein the sequence selected from SEQ ID NOs: 5-82 is SEQ ID NO: 39.
166. The method or composition of any one of claims 1-130, wherein the sequence selected from SEQ ID NOs: 5-82 is SEQ ID NO: 40.
167. The method or composition of any one of claims 1-130, wherein the sequence selected from SEQ ID NOs: 5-82 is SEQ ID NO: 41.

168. The method or composition of any one of claims 1-130, wherein the sequence selected from SEQ ID NOs: 5-82 is SEQ ID NO: 42.
169. The method or composition of any one of claims 1-130, wherein the sequence selected from SEQ ID NOs: 5-82 is SEQ ID NO: 43.
170. The method or composition of any one of claims 1-130, wherein the sequence selected from SEQ ID NOs: 5-82 is SEQ ID NO: 44.
171. The method or composition of any one of claims 1-130, wherein the sequence selected from SEQ ID NOs: 5-82 is SEQ ID NO: 45.
172. The method or composition of any one of claims 1-130, wherein the sequence selected from SEQ ID NOs: 5-82 is SEQ ID NO: 46.
173. The method or composition of any one of claims 1-130, wherein the sequence selected from SEQ ID NOs: 5-82 is SEQ ID NO: 47.
174. The method or composition of any one of claims 1-130, wherein the sequence selected from SEQ ID NOs: 5-82 is SEQ ID NO: 48.
175. The method or composition of any one of claims 1-130, wherein the sequence selected from SEQ ID NOs: 5-82 is SEQ ID NO: 49.
176. The method or composition of any one of claims 1-130, wherein the sequence selected from SEQ ID NOs: 5-82 is SEQ ID NO: 50.
177. The method or composition of any one of claims 1-130, wherein the sequence selected from SEQ ID NOs: 5-82 is SEQ ID NO: 51.
178. The method or composition of any one of claims 1-130, wherein the sequence selected from SEQ ID NOs: 5-82 is SEQ ID NO: 52.
179. The method or composition of any one of claims 1-130, wherein the sequence selected from SEQ ID NOs: 5-82 is SEQ ID NO: 53.
180. The method or composition of any one of claims 1-130, wherein the sequence selected from SEQ ID NOs: 5-82 is SEQ ID NO: 54.
181. The method or composition of any one of claims 1-130, wherein the sequence selected from SEQ ID NOs: 5-82 is SEQ ID NO: 55.
182. The method or composition of any one of claims 1-130, wherein the sequence selected from SEQ ID NOs: 5-82 is SEQ ID NO: 56.
183. The method or composition of any one of claims 1-130, wherein the sequence selected from SEQ ID NOs: 5-82 is SEQ ID NO: 57.
184. The method or composition of any one of claims 1-130, wherein the sequence selected from SEQ ID NOs: 5-82 is SEQ ID NO: 58.

185. The method or composition of any one of claims 1-130, wherein the sequence selected from SEQ ID NOs: 5-82 is SEQ ID NO: 59.
186. The method or composition of any one of claims 1-130, wherein the sequence selected from SEQ ID NOs: 5-82 is SEQ ID NO: 60.
187. The method or composition of any one of claims 1-130, wherein the sequence selected from SEQ ID NOs: 5-82 is SEQ ID NO: 61.
188. The method or composition of any one of claims 1-130, wherein the sequence selected from SEQ ID NOs: 5-82 is SEQ ID NO: 62.
189. The method or composition of any one of claims 1-130, wherein the sequence selected from SEQ ID NOs: 5-82 is SEQ ID NO: 63.
190. The method or composition of any one of claims 1-130, wherein the sequence selected from SEQ ID NOs: 5-82 is SEQ ID NO: 64.
191. The method or composition of any one of claims 1-130, wherein the sequence selected from SEQ ID NOs: 5-82 is SEQ ID NO: 65.
192. The method or composition of any one of claims 1-130, wherein the sequence selected from SEQ ID NOs: 5-82 is SEQ ID NO: 66.
193. The method or composition of any one of claims 1-130, wherein the sequence selected from SEQ ID NOs: 5-82 is SEQ ID NO: 67.
194. The method or composition of any one of claims 1-130, wherein the sequence selected from SEQ ID NOs: 5-82 is SEQ ID NO: 68.
195. The method or composition of any one of claims 1-130, wherein the sequence selected from SEQ ID NOs: 5-82 is SEQ ID NO: 69.
196. The method or composition of any one of claims 1-130, wherein the sequence selected from SEQ ID NOs: 5-82 is SEQ ID NO: 70.
197. The method or composition of any one of claims 1-130, wherein the sequence selected from SEQ ID NOs: 5-82 is SEQ ID NO: 71.
198. The method or composition of any one of claims 1-130, wherein the sequence selected from SEQ ID NOs: 5-82 is SEQ ID NO: 72.
199. The method or composition of any one of claims 1-130, wherein the sequence selected from SEQ ID NOs: 5-82 is SEQ ID NO: 73.
200. The method or composition of any one of claims 1-130, wherein the sequence selected from SEQ ID NOs: 5-82 is SEQ ID NO: 74.
201. The method or composition of any one of claims 1-130, wherein the sequence selected from SEQ ID NOs: 5-82 is SEQ ID NO: 75.

202. The method or composition of any one of claims 1-130, wherein the sequence selected from SEQ ID NOs: 5-82 is SEQ ID NO: 76.
203. The method or composition of any one of claims 1-130, wherein the sequence selected from SEQ ID NOs: 5-82 is SEQ ID NO: 77.
204. The method or composition of any one of claims 1-130, wherein the sequence selected from SEQ ID NOs: 5-82 is SEQ ID NO: 78.
205. The method or composition of any one of claims 1-130, wherein the sequence selected from SEQ ID NOs: 5-82 is SEQ ID NO: 79.
206. The method or composition of any one of claims 1-130, wherein the sequence selected from SEQ ID NOs: 5-82 is SEQ ID NO: 80.
207. The method or composition of any one of claims 1-130, wherein the sequence selected from SEQ ID NOs: 5-82 is SEQ ID NO: 81.
208. The method or composition of any one of claims 1-130, wherein the sequence selected from SEQ ID NOs: 5-82 is SEQ ID NO: 82.
209. Use of a composition or formulation of any of claims 6-208 for the preparation of a medicament for treating a human subject having ATTR.

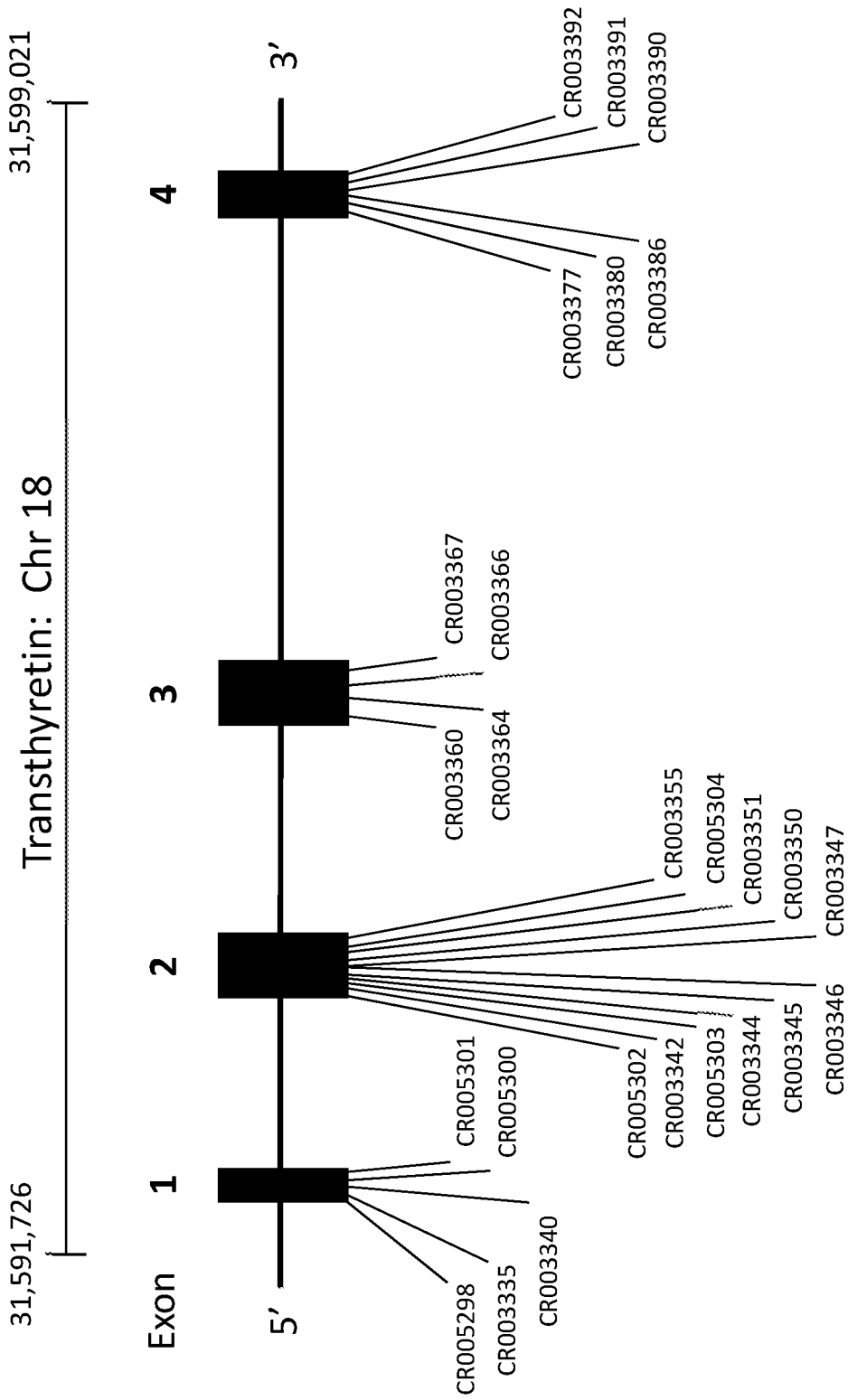


FIG. 1

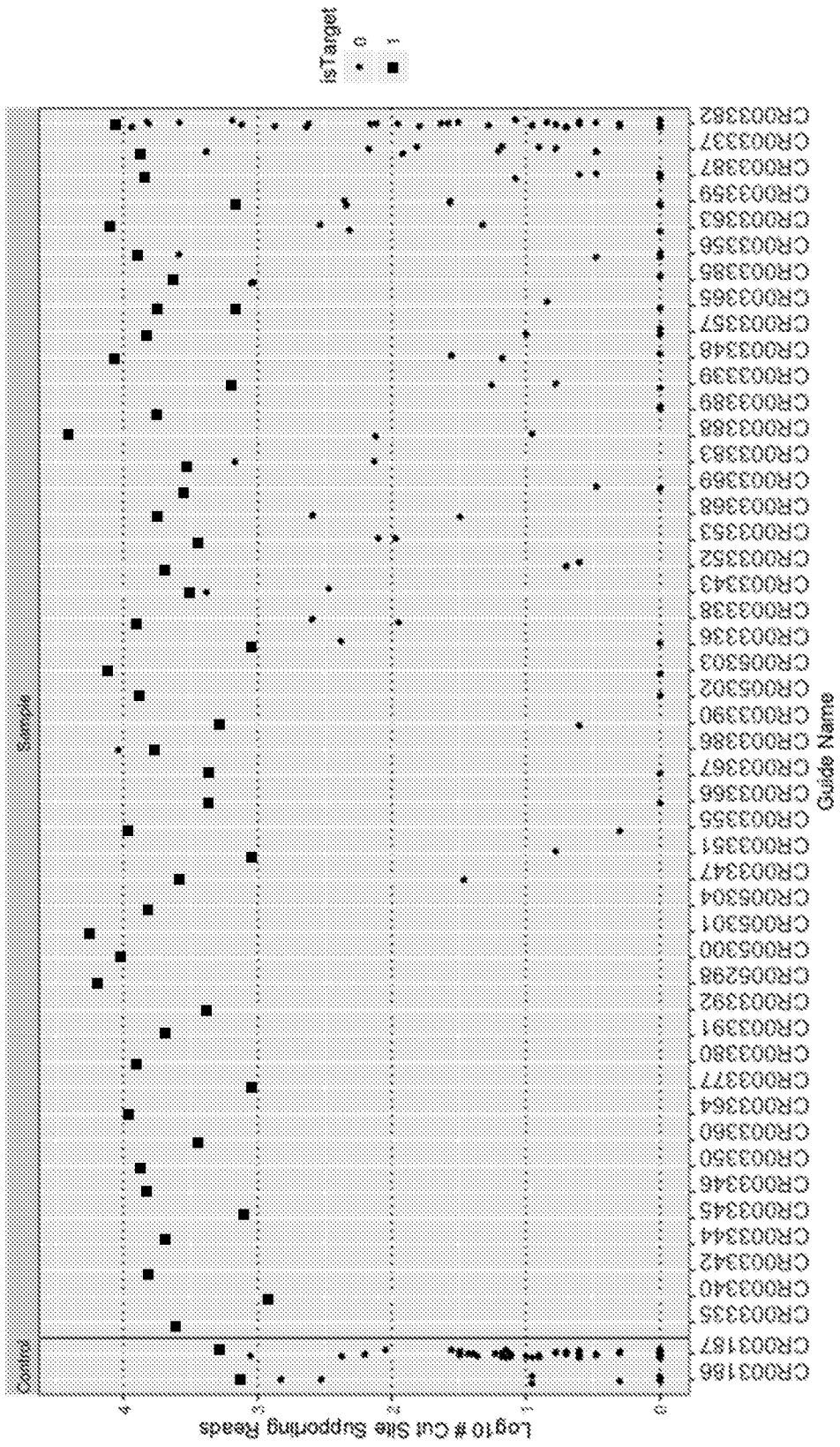


FIG. 2

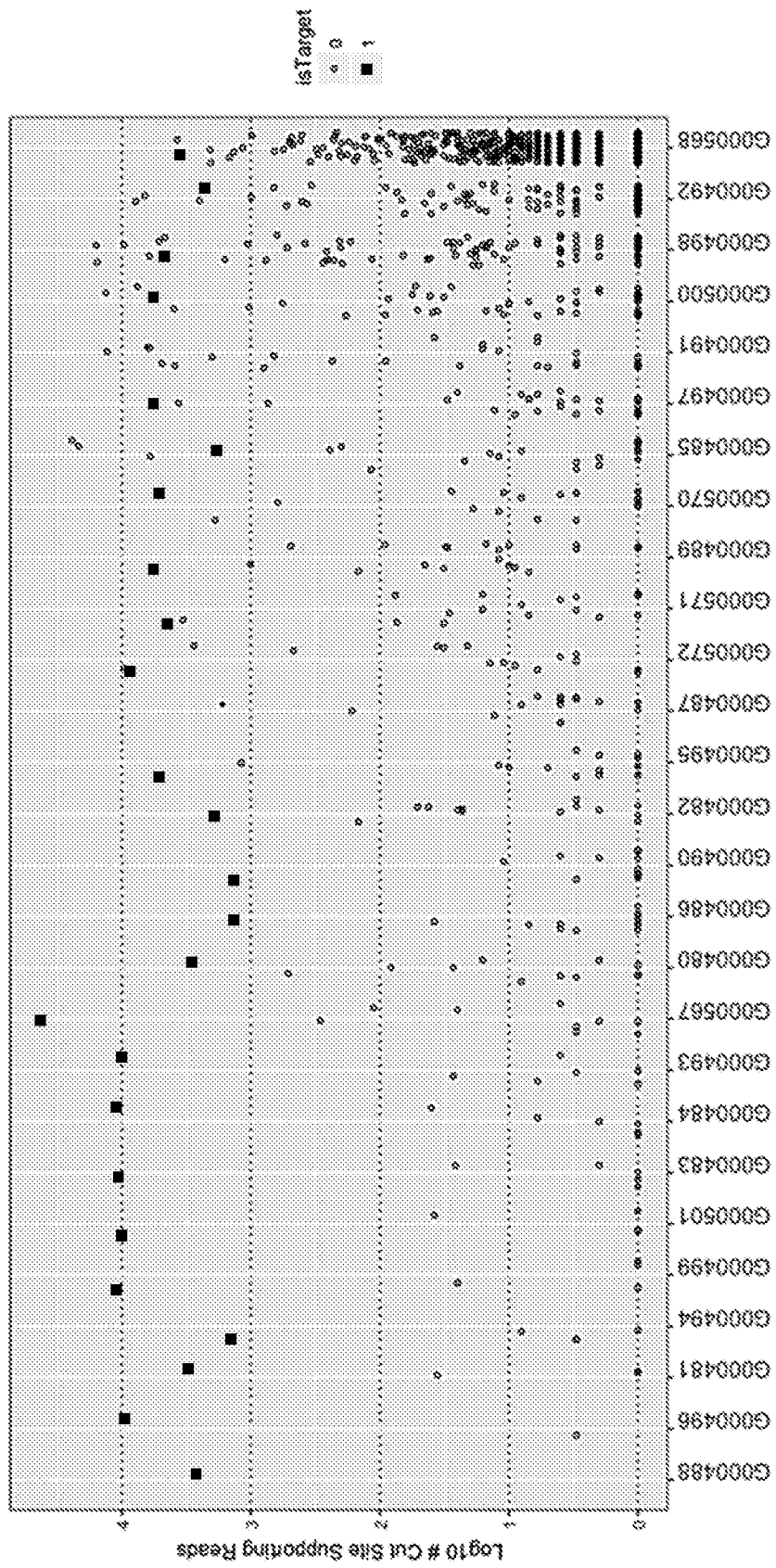


FIG. 3

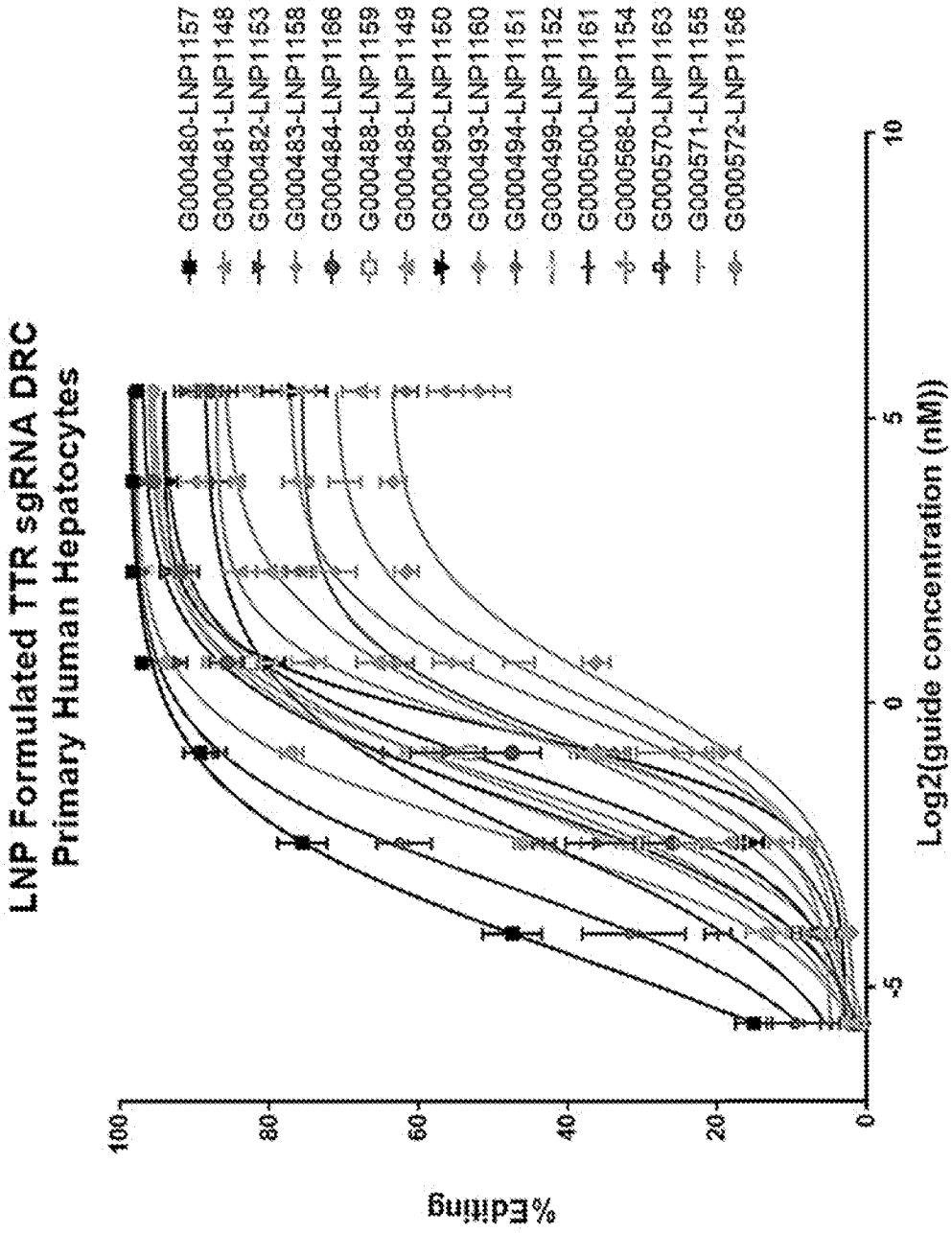


FIG. 4



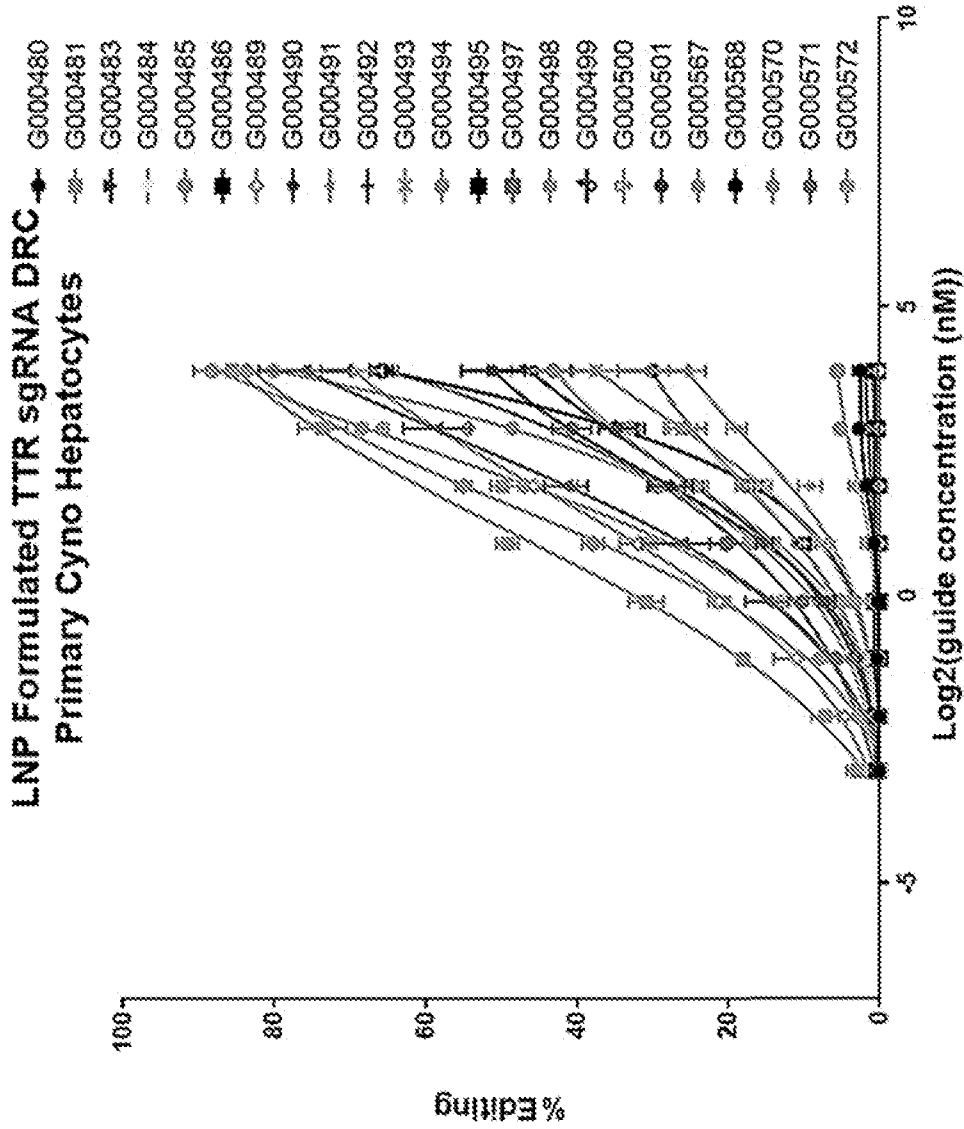


FIG. 5

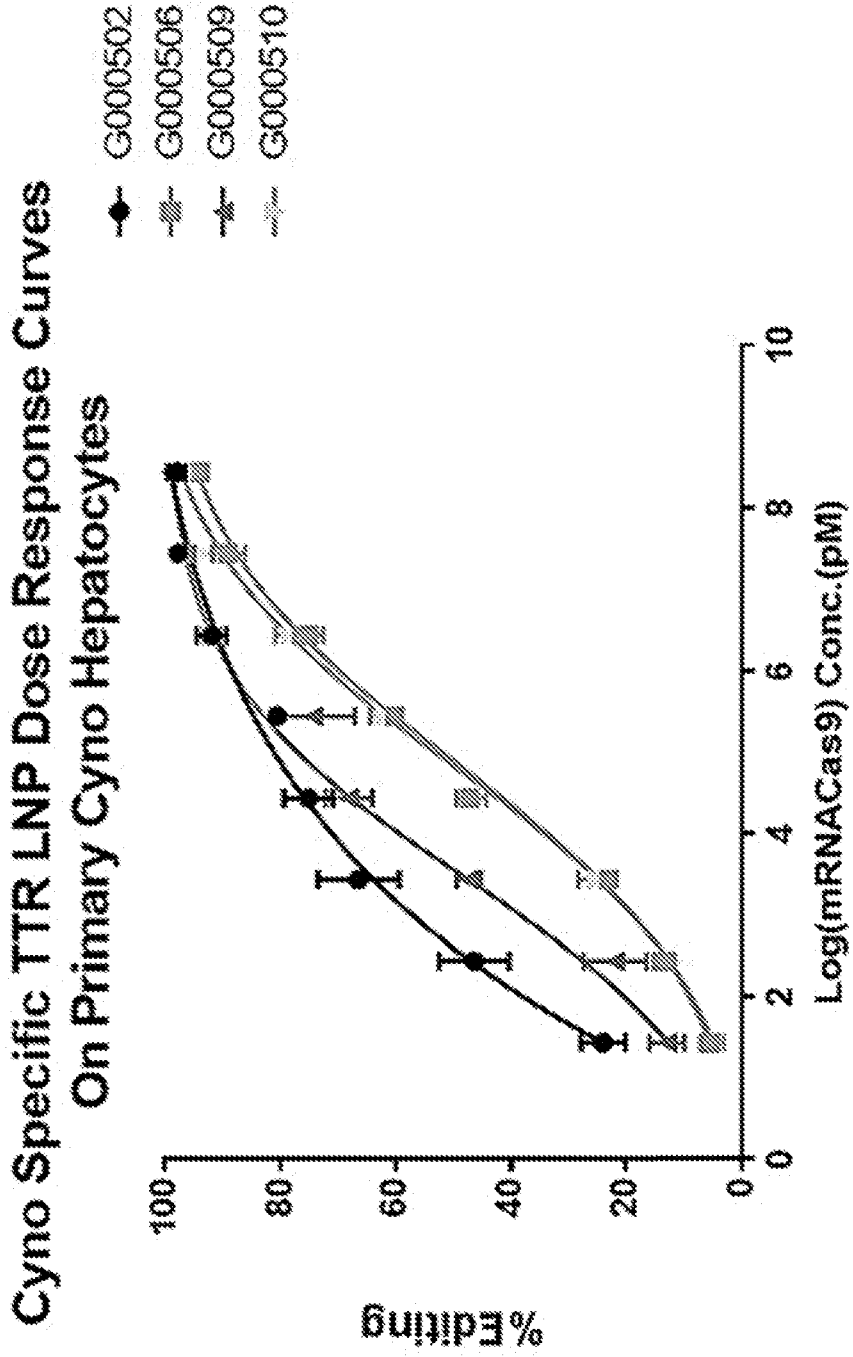


FIG. 6

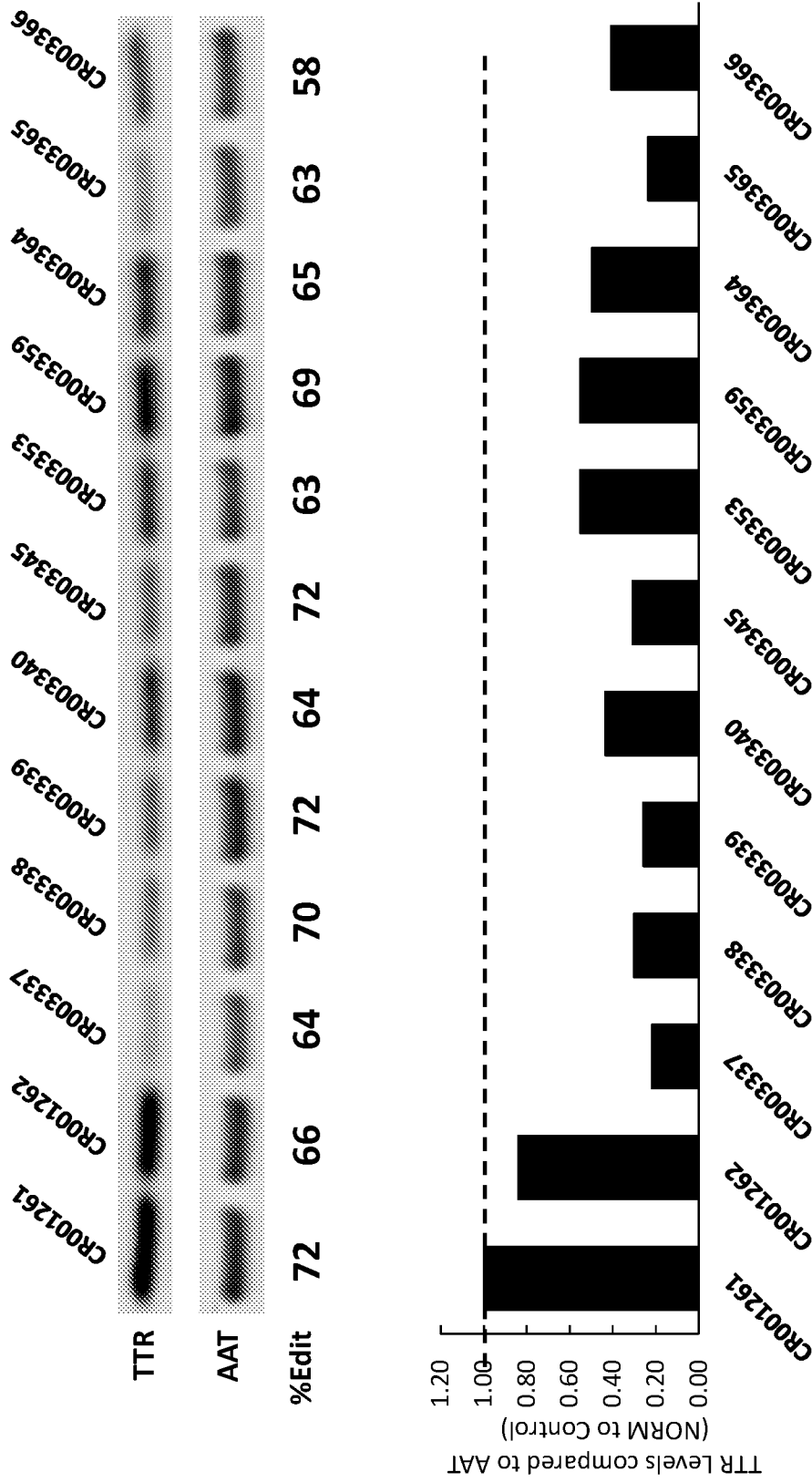


FIG. 7




FIG. 8

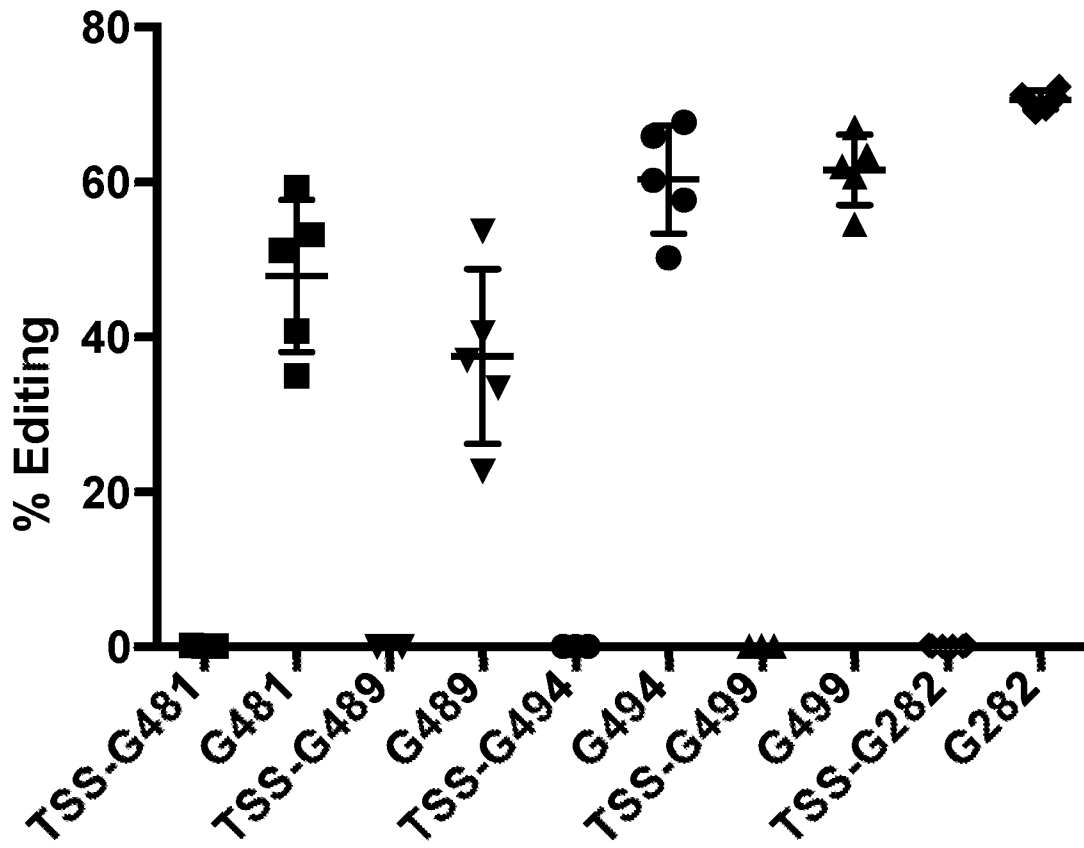


FIG. 9

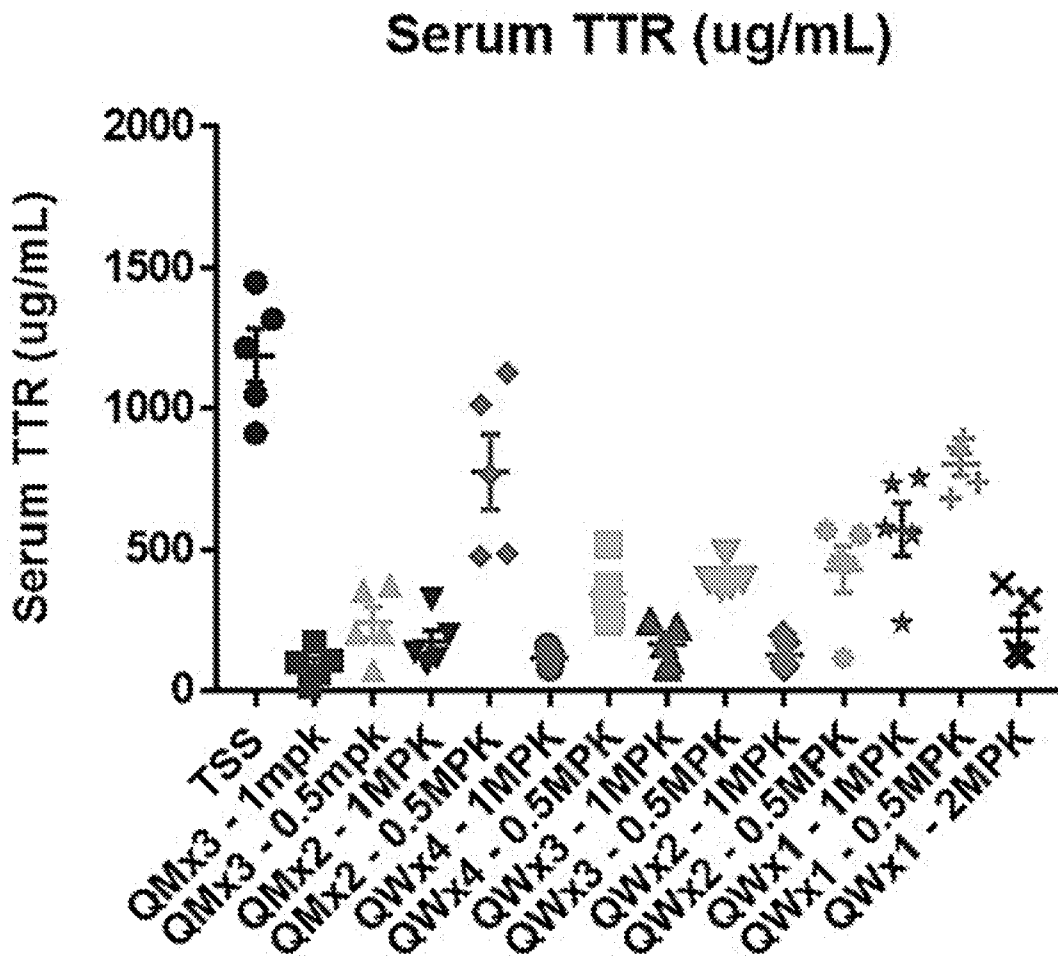


FIG. 10A

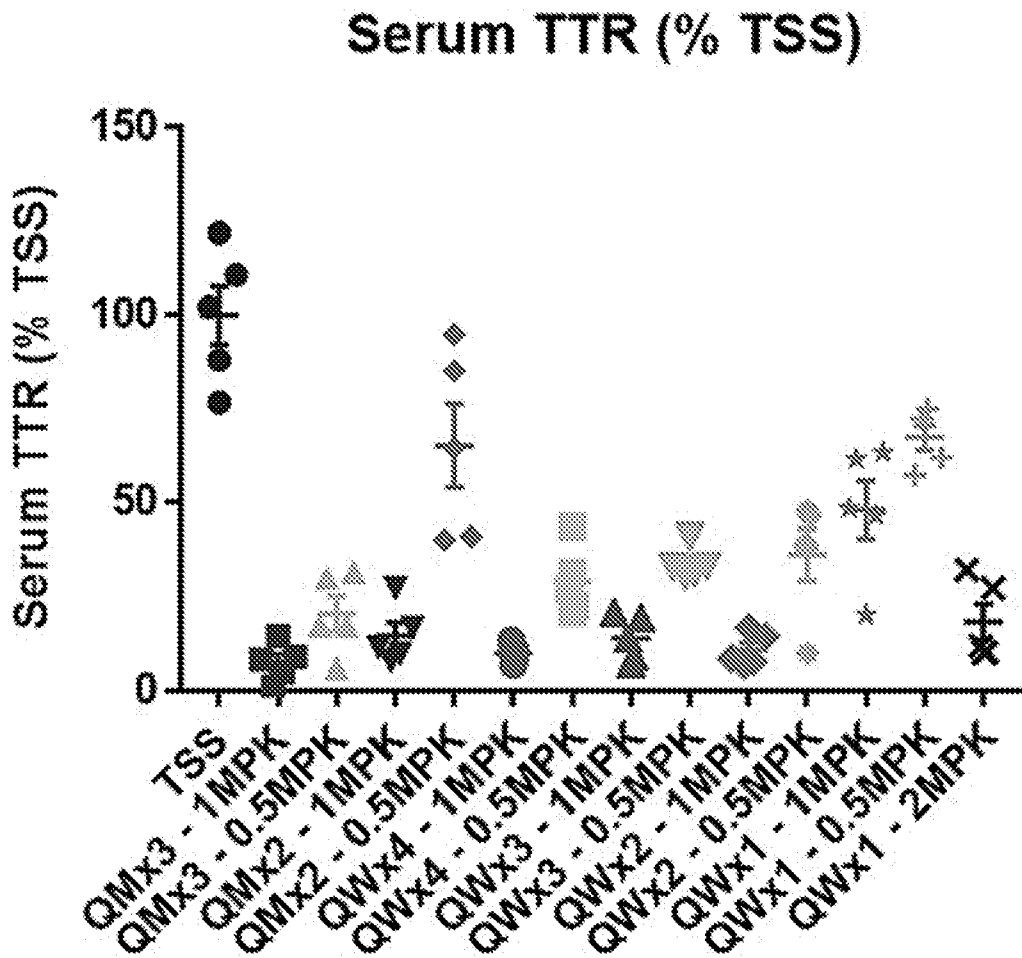


FIG. 10B

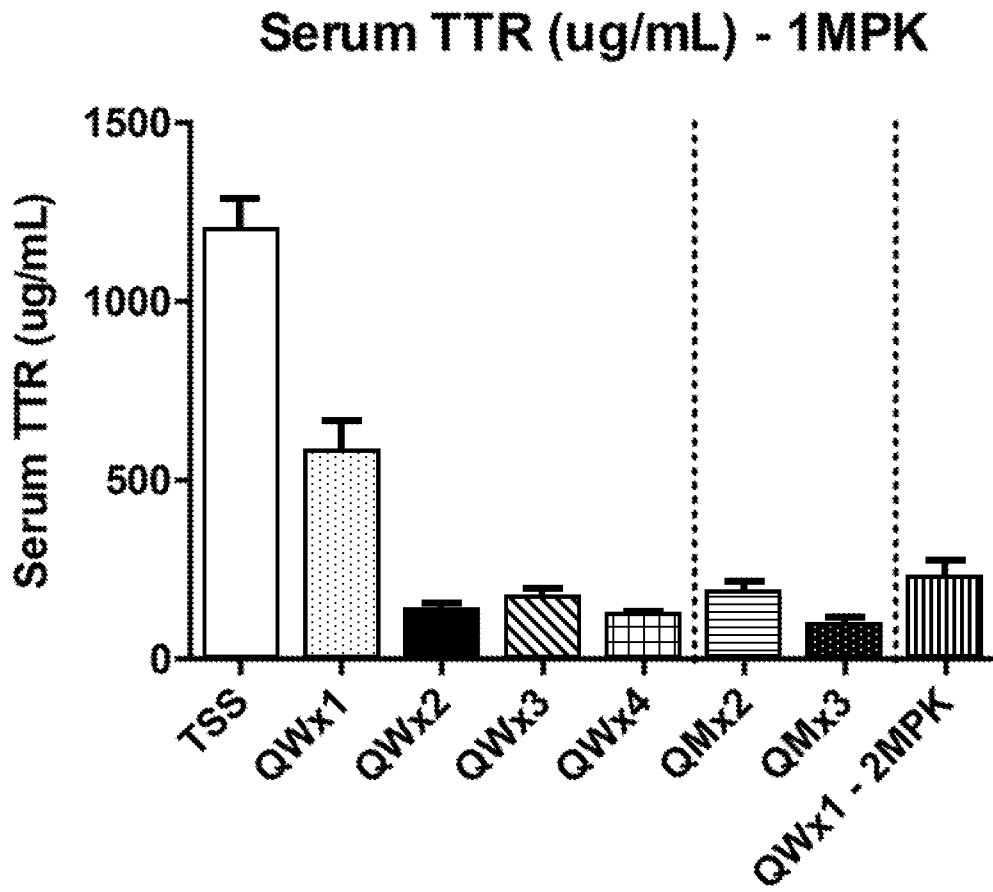


FIG. 11A



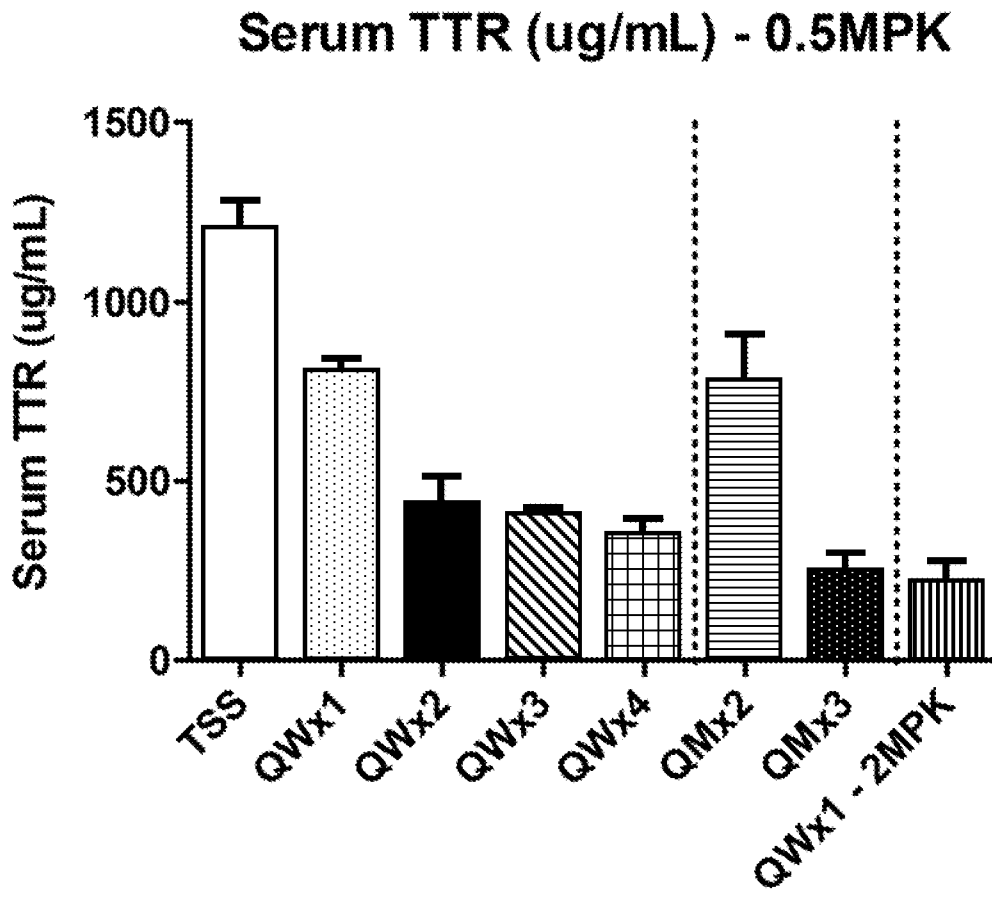


FIG. 11B

### Liver Editing at 0.5MPK

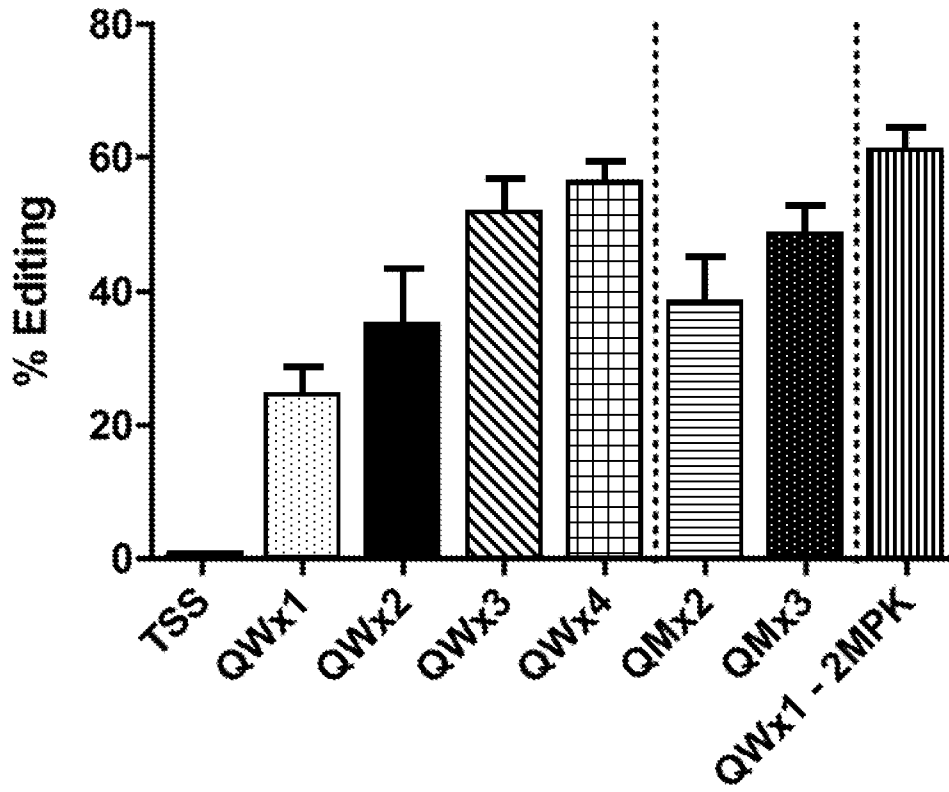


FIG. 12A

### Liver Editing at 1MPK

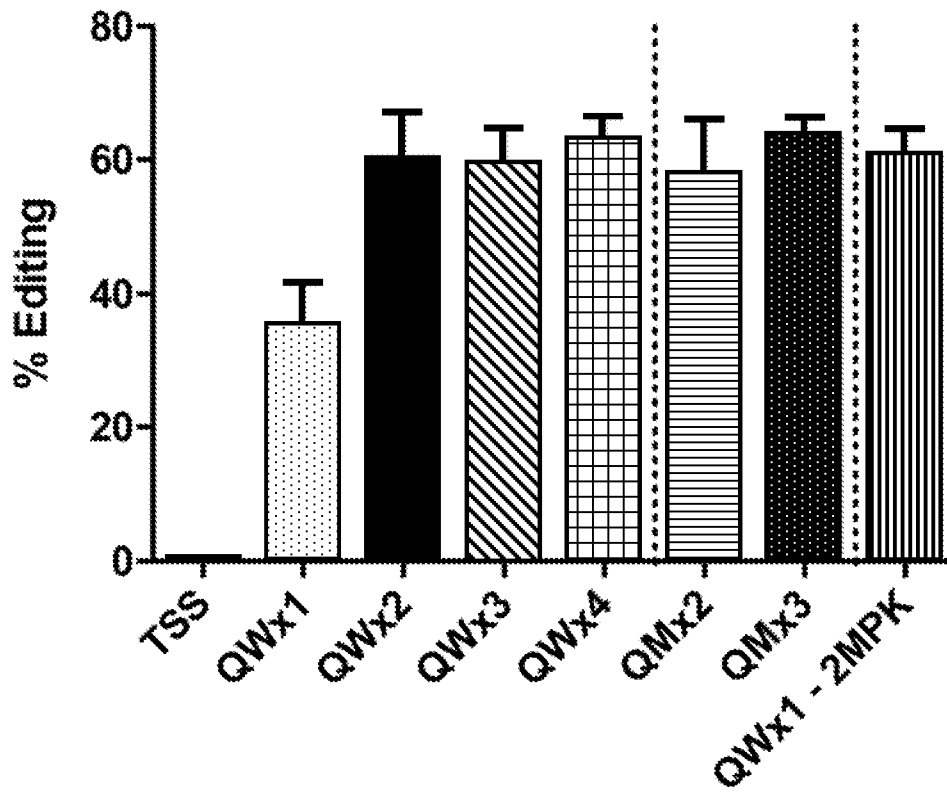


FIG. 12B

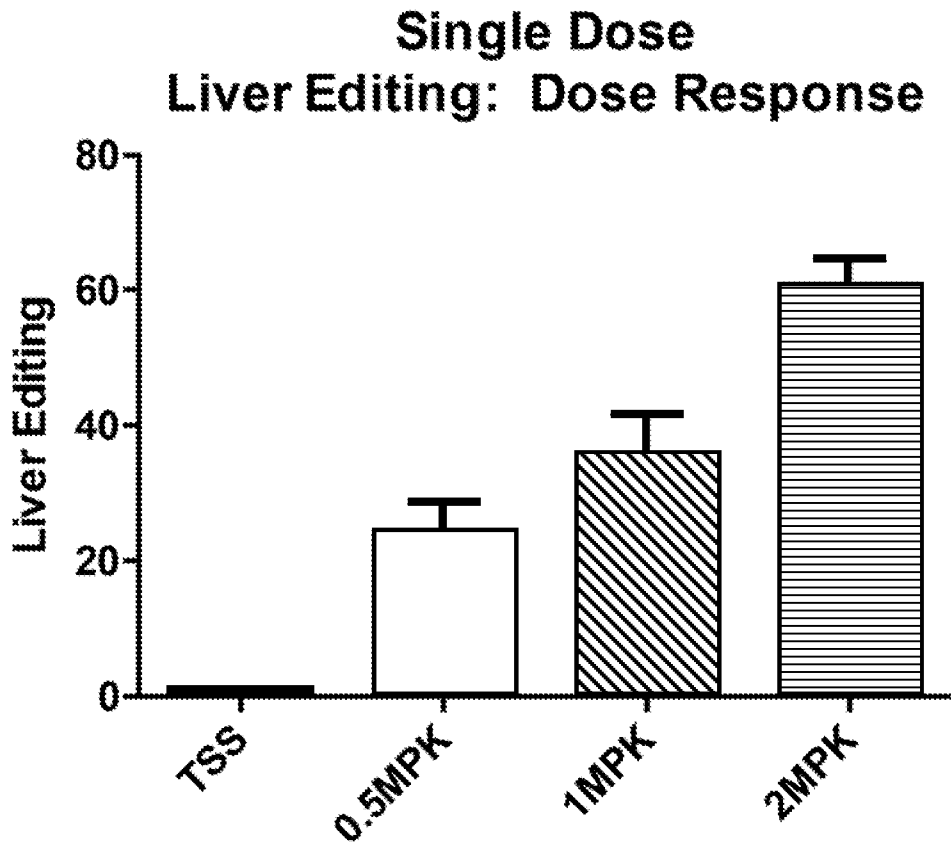


FIG. 12C

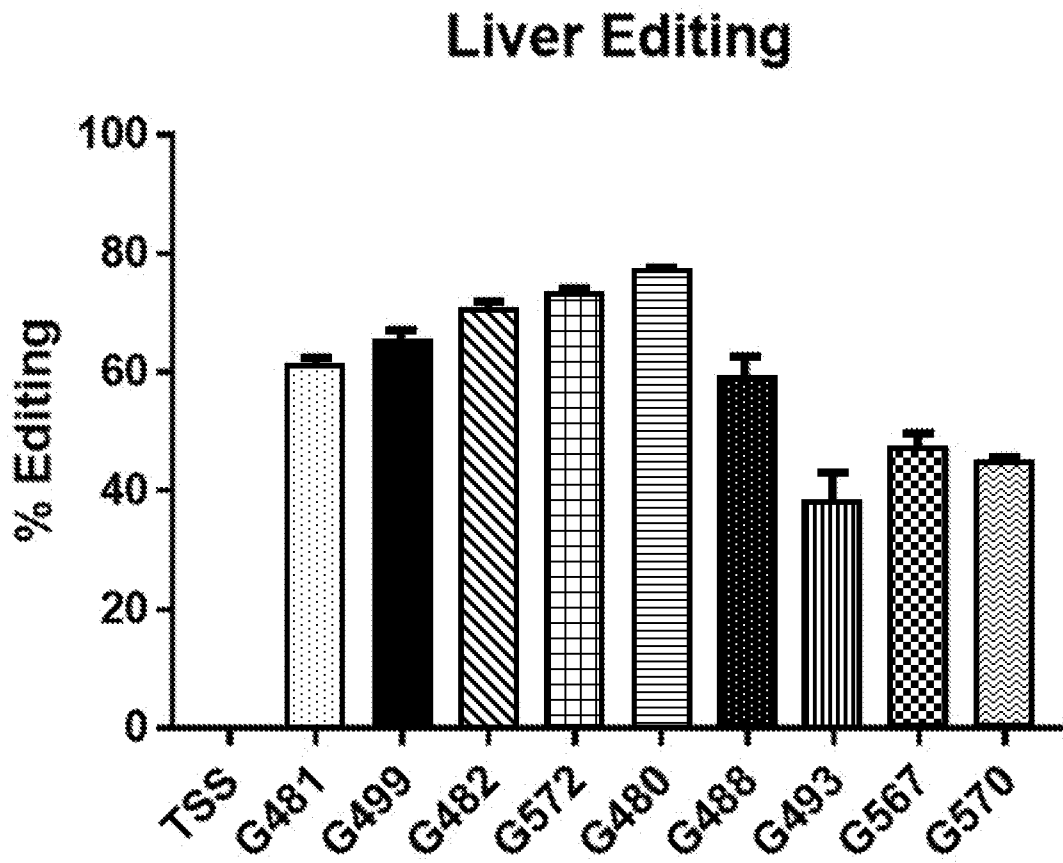


FIG. 13

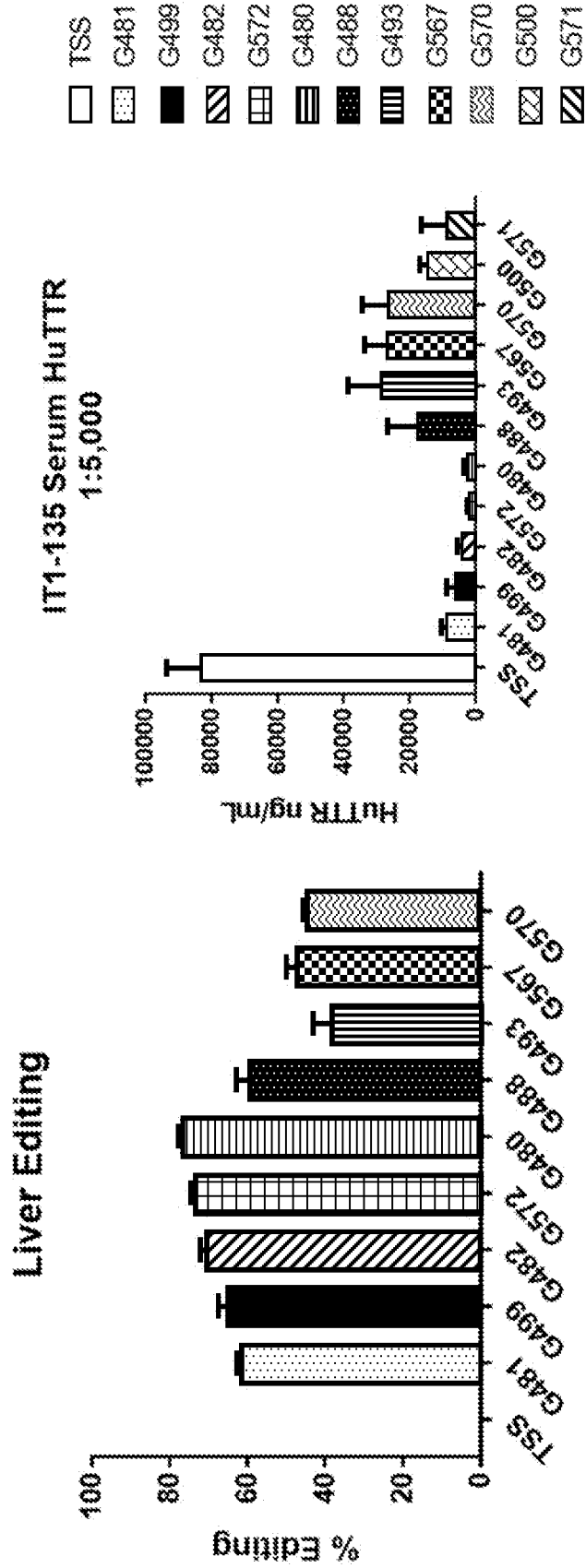


FIG. 14B

FIG. 14A

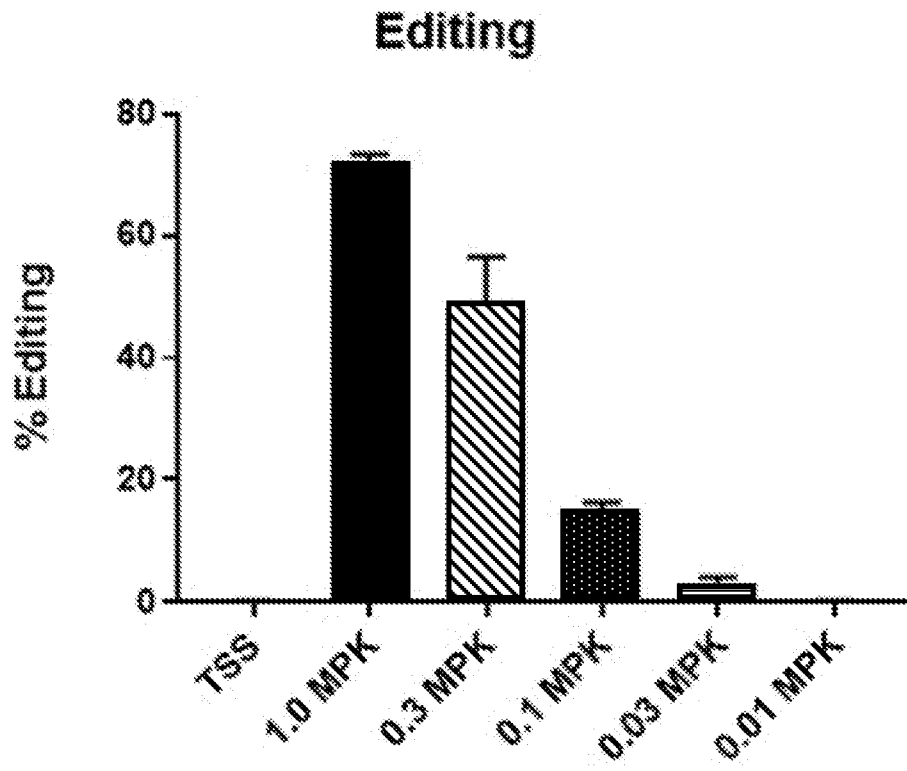


FIG. 15A

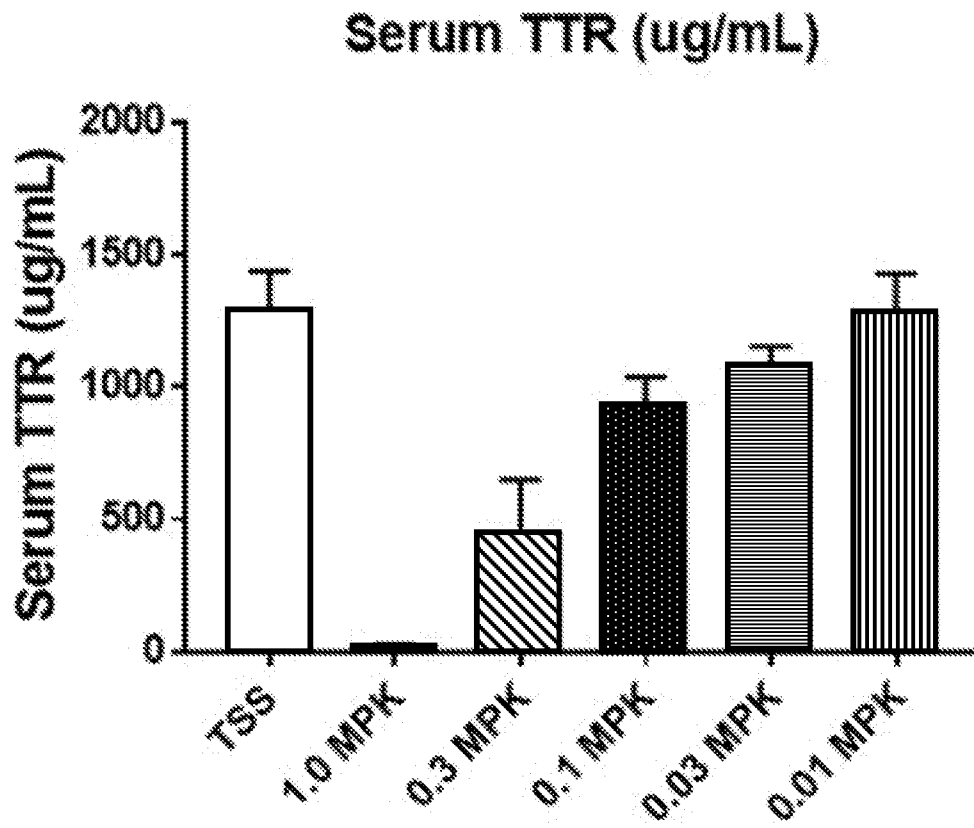


FIG. 15B



LNP Formulated TTR sgRNA DRC  
Primary Cyno Hepatocytes

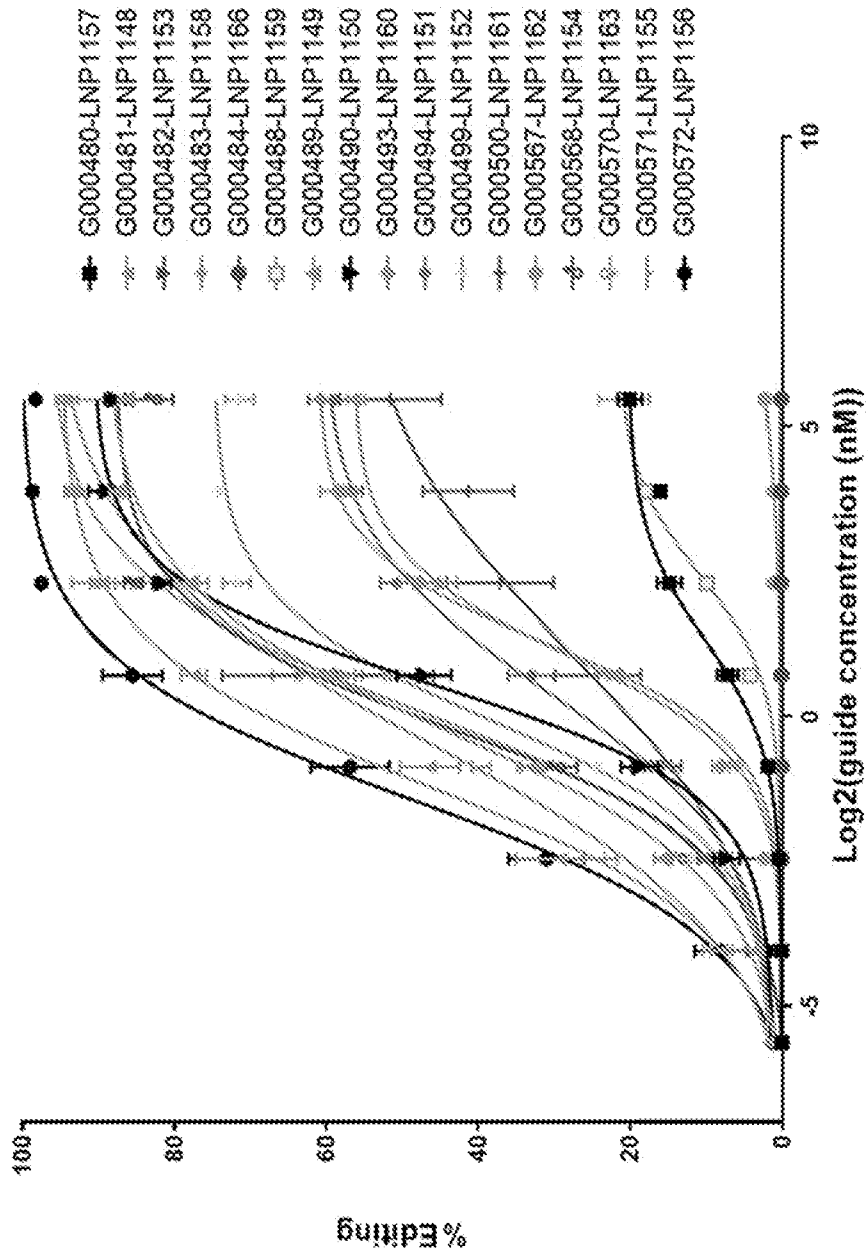


FIG. 16

LNP Formulated TTR Cyno specific sgRNA DRC  
Primary Human Hepatocytes

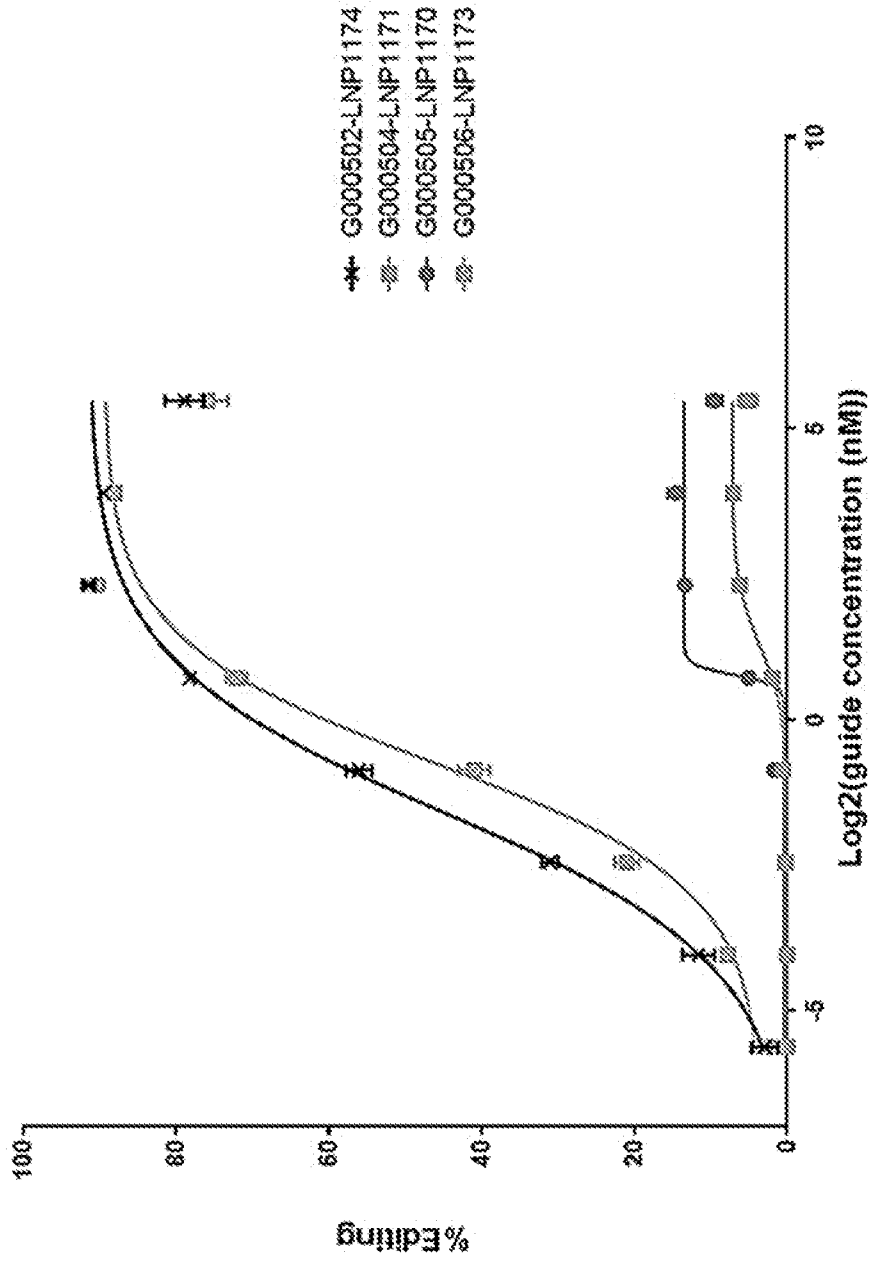


FIG. 17

LNP Formulated TTR Cyno specific sgRNA DRC  
Primary Cyno Hepatocytes

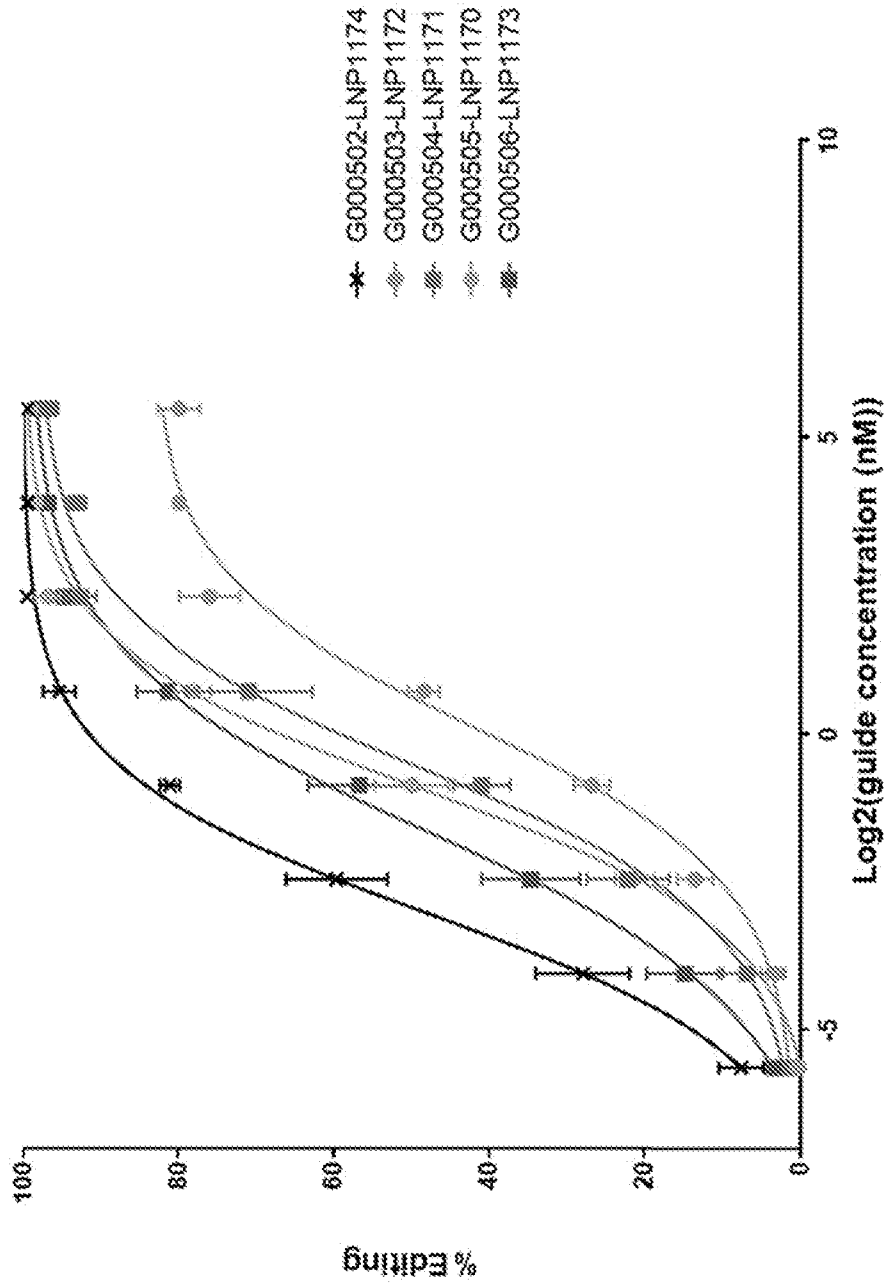


FIG. 18

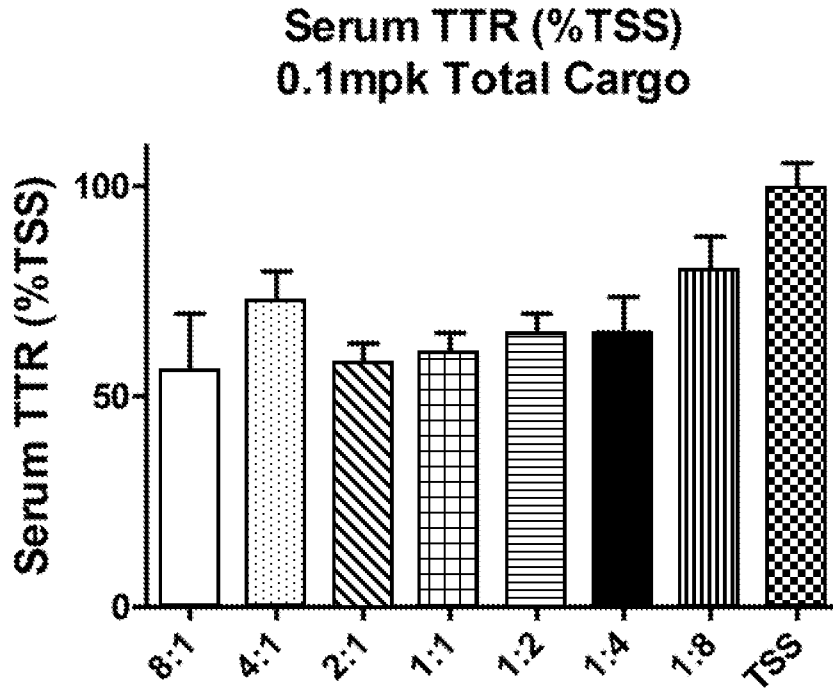


FIG. 19A

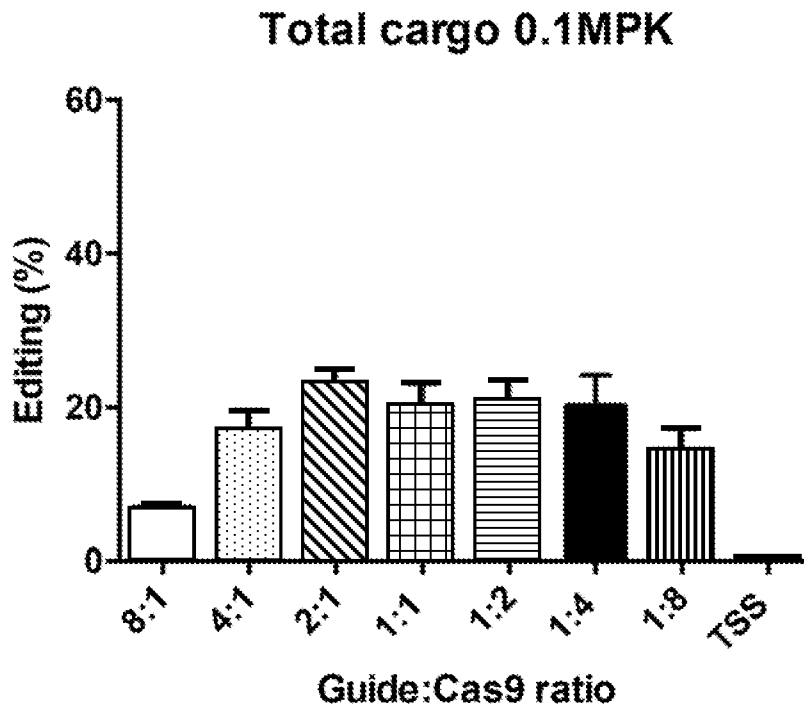
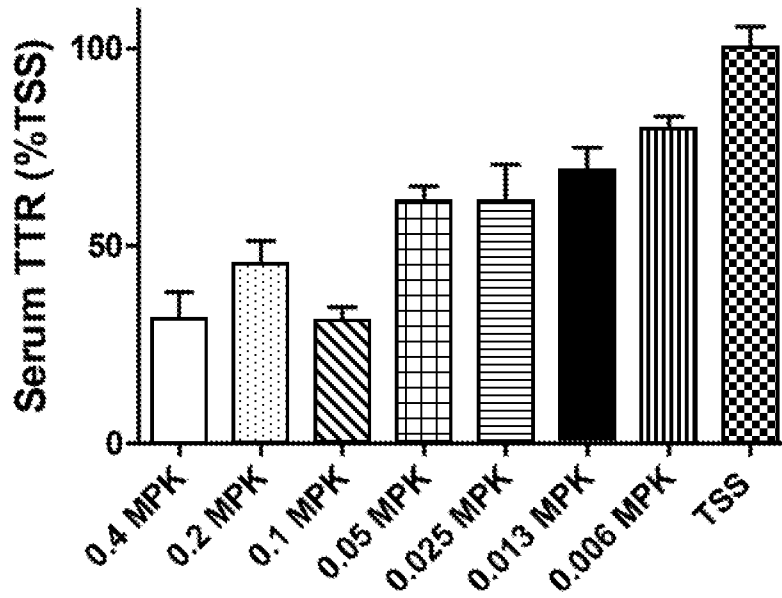


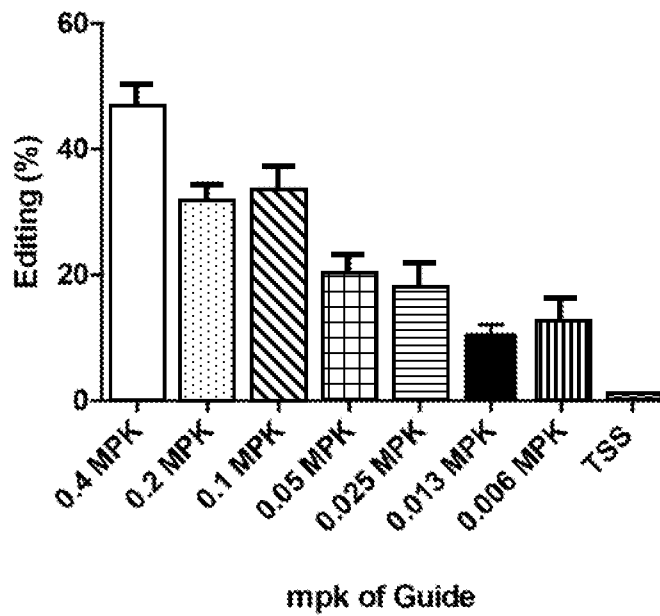
FIG. 19B

**Serum TTR (%TSS)  
Constant Dose Cas9 mRNA 0.5 MPK**



**FIG. 19C**

**Constant dose of Cas9 mRNA 0.05 MPK**



**FIG. 19D**

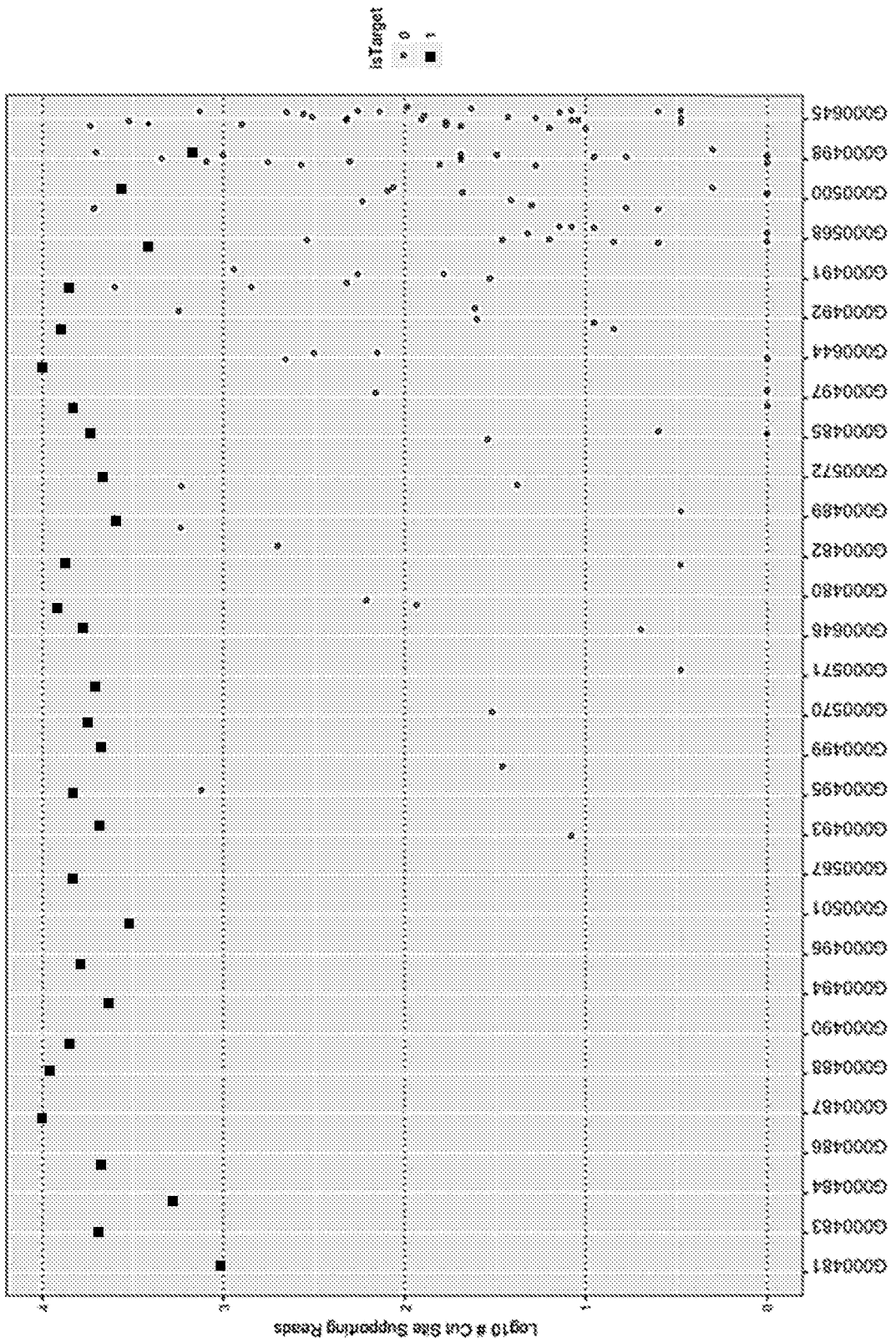


FIG. 20

LNP Formulated G000480 DRC  
Primary Human Hepatocytes

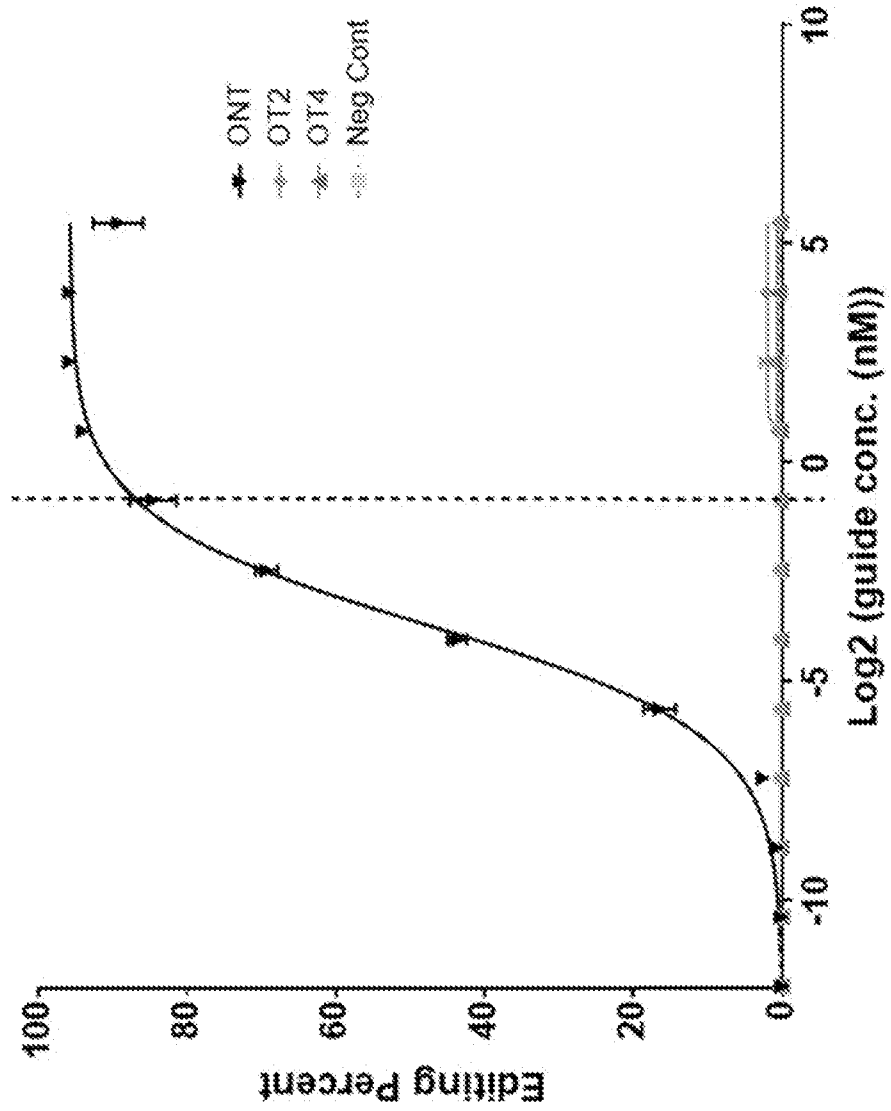


FIG. 21A

LNP Formulated G000480 DRC  
Primary Human Hepatocytes  
Off Target Sites

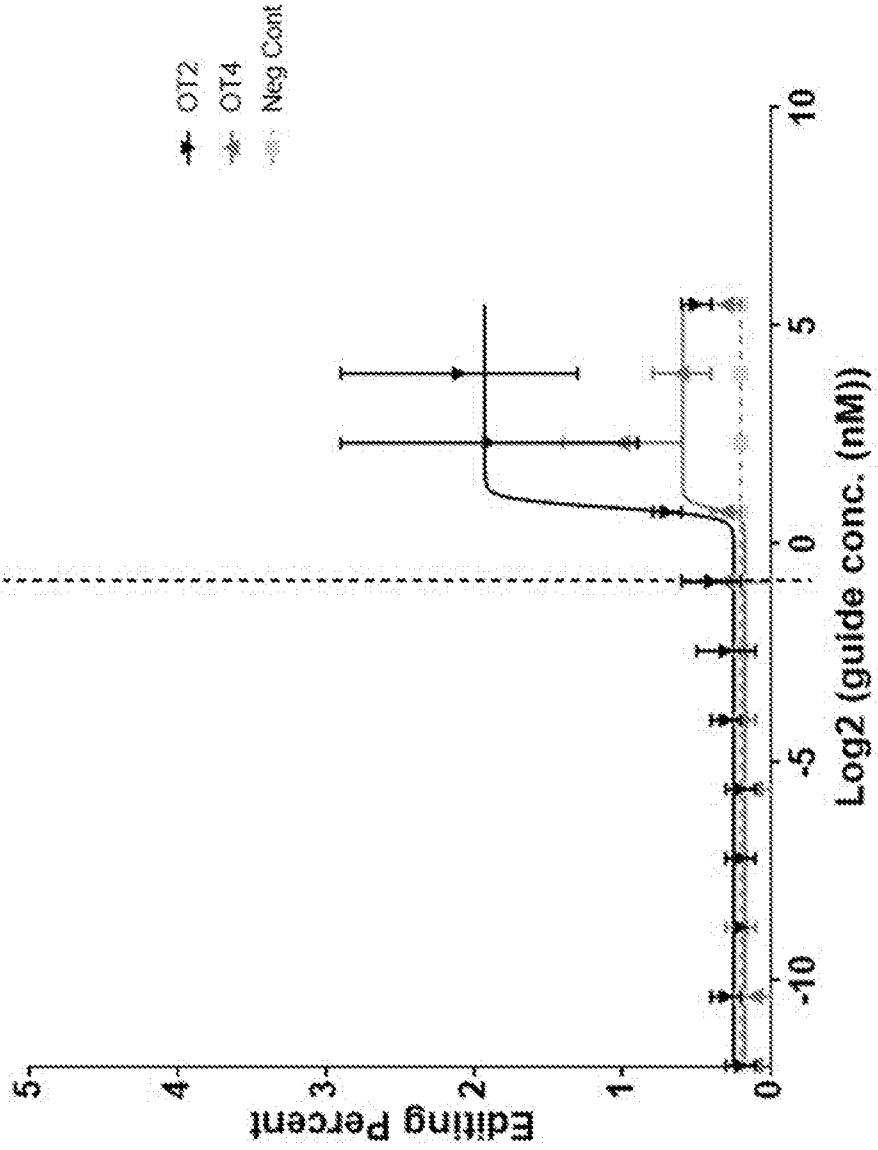


FIG. 21B



LNP Formulated G000486 DRC  
Primary Human Hepatocytes

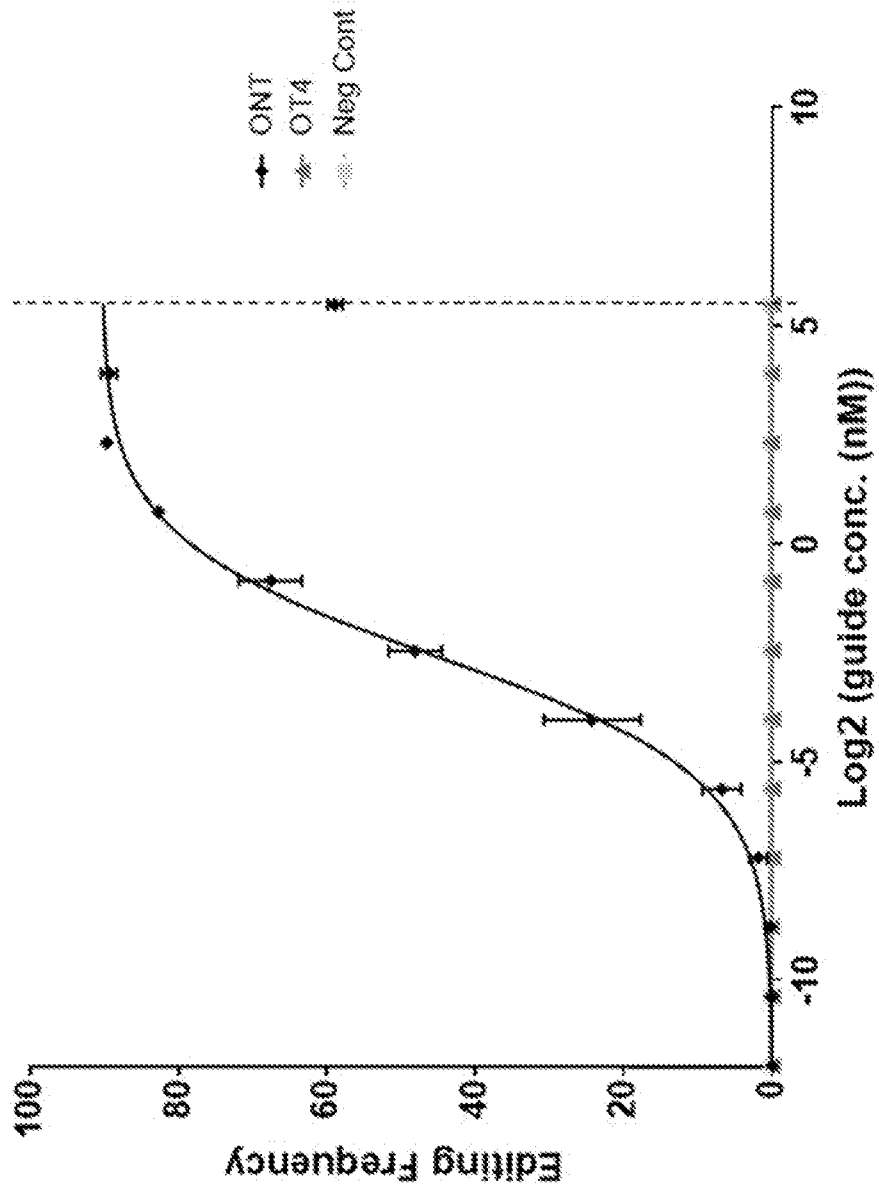


FIG. 22A

LNP Formulated G000486 DRC  
Primary Human Hepatocytes  
Off Target Sites

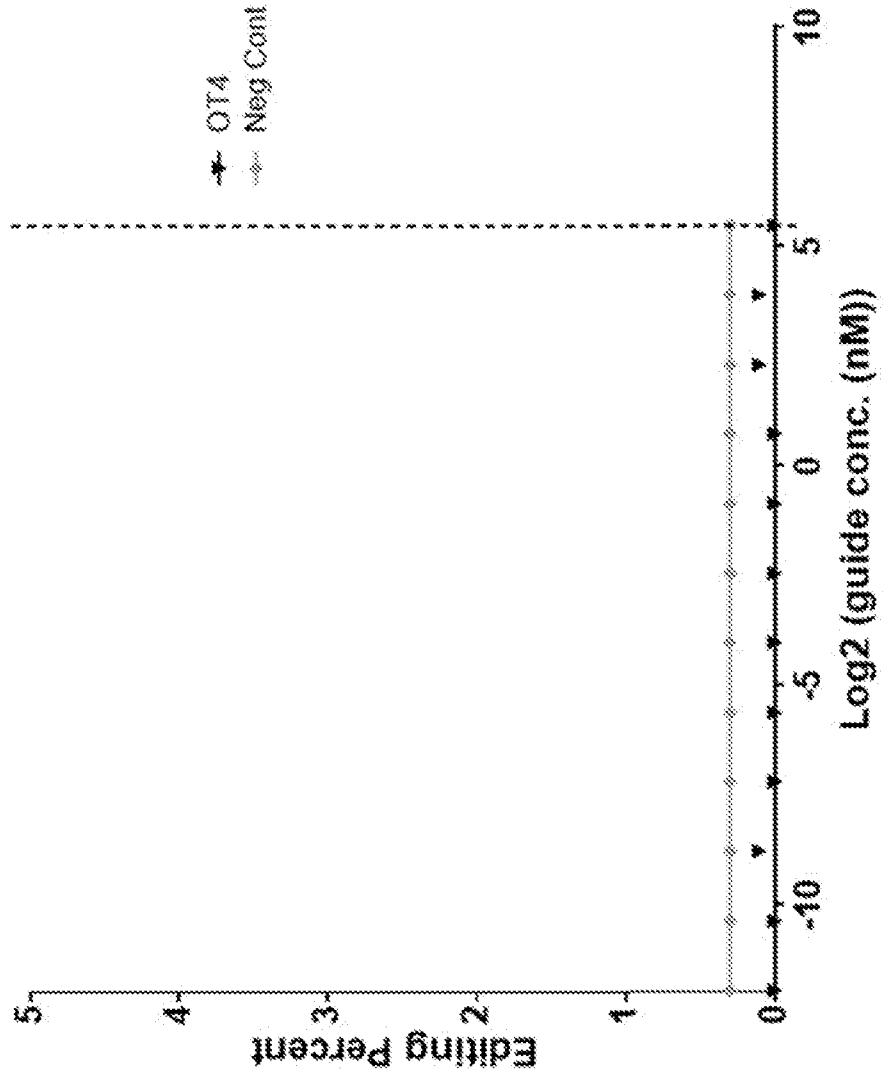


FIG. 22B

Editing at the TTR locus

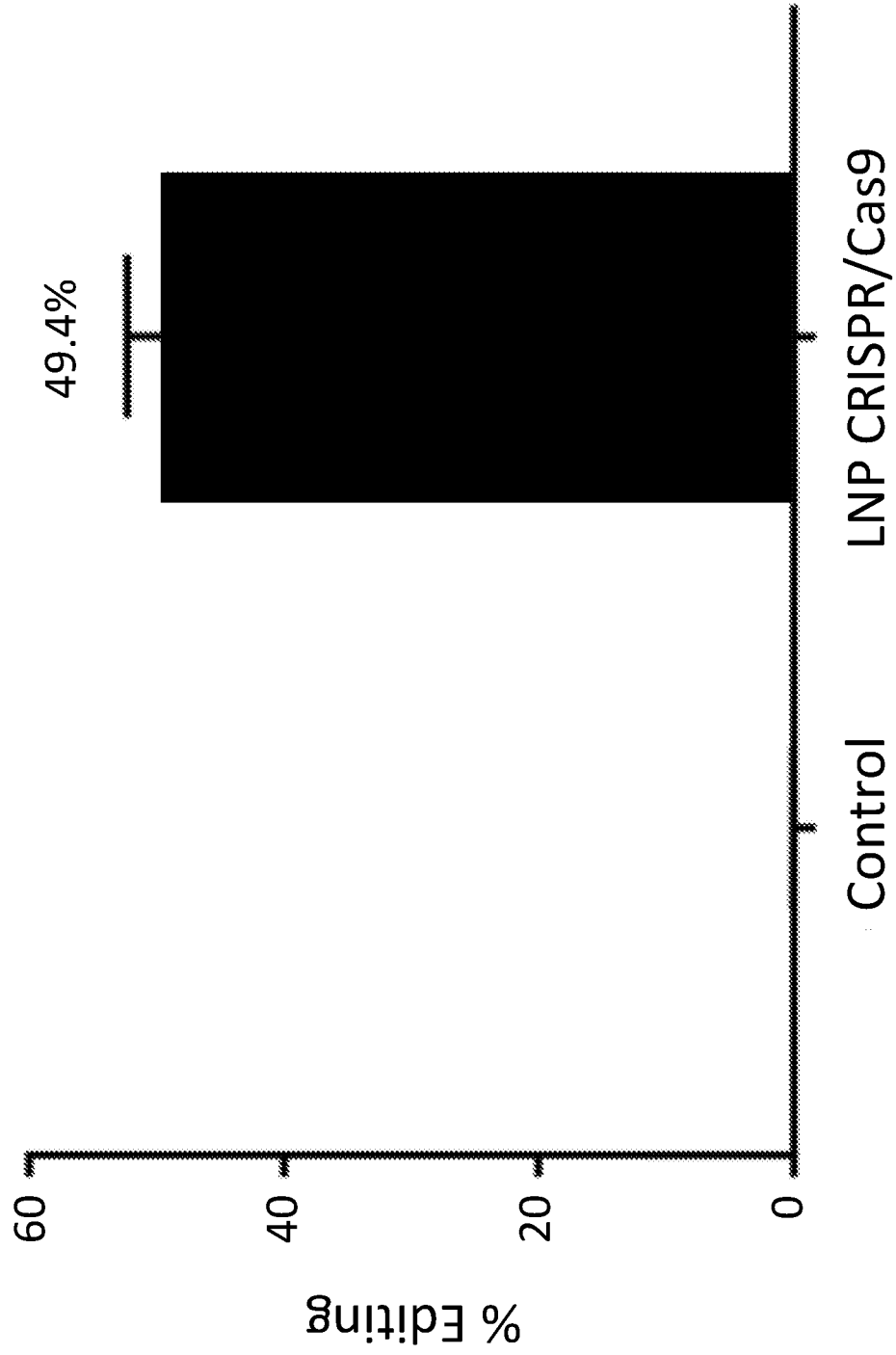


FIG. 23A

### Summary of NGS Results

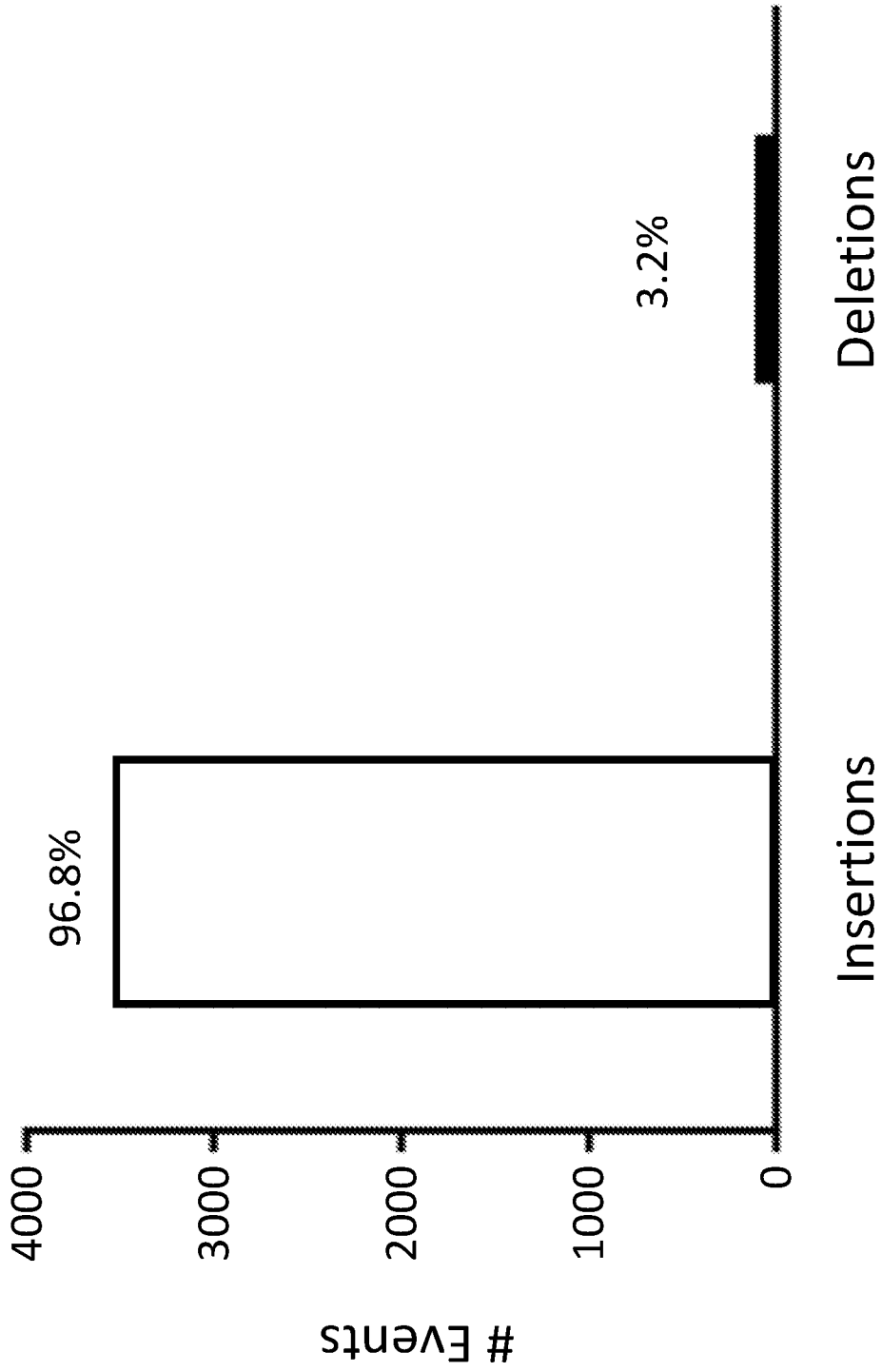


FIG. 23B

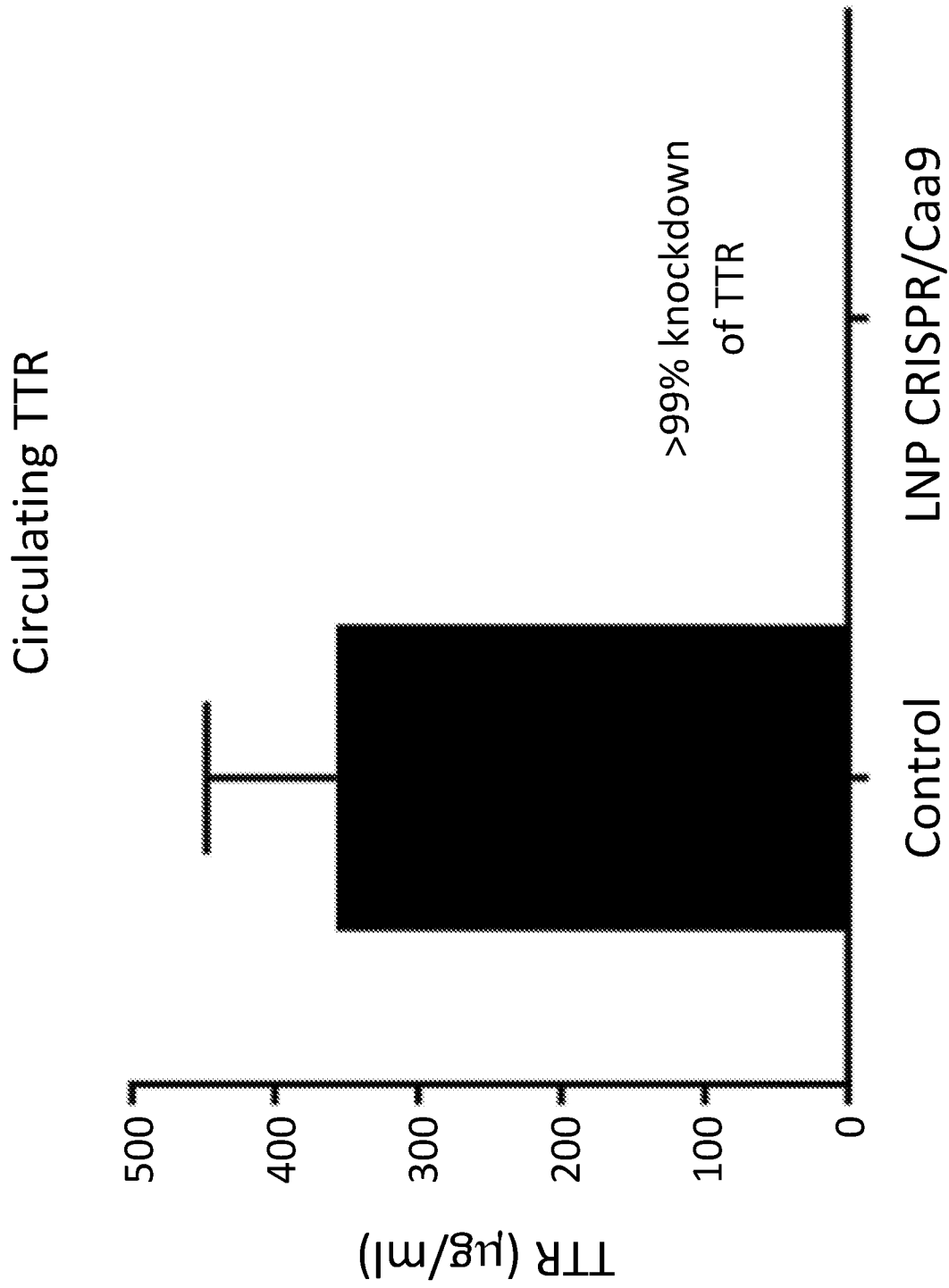


FIG. 24A

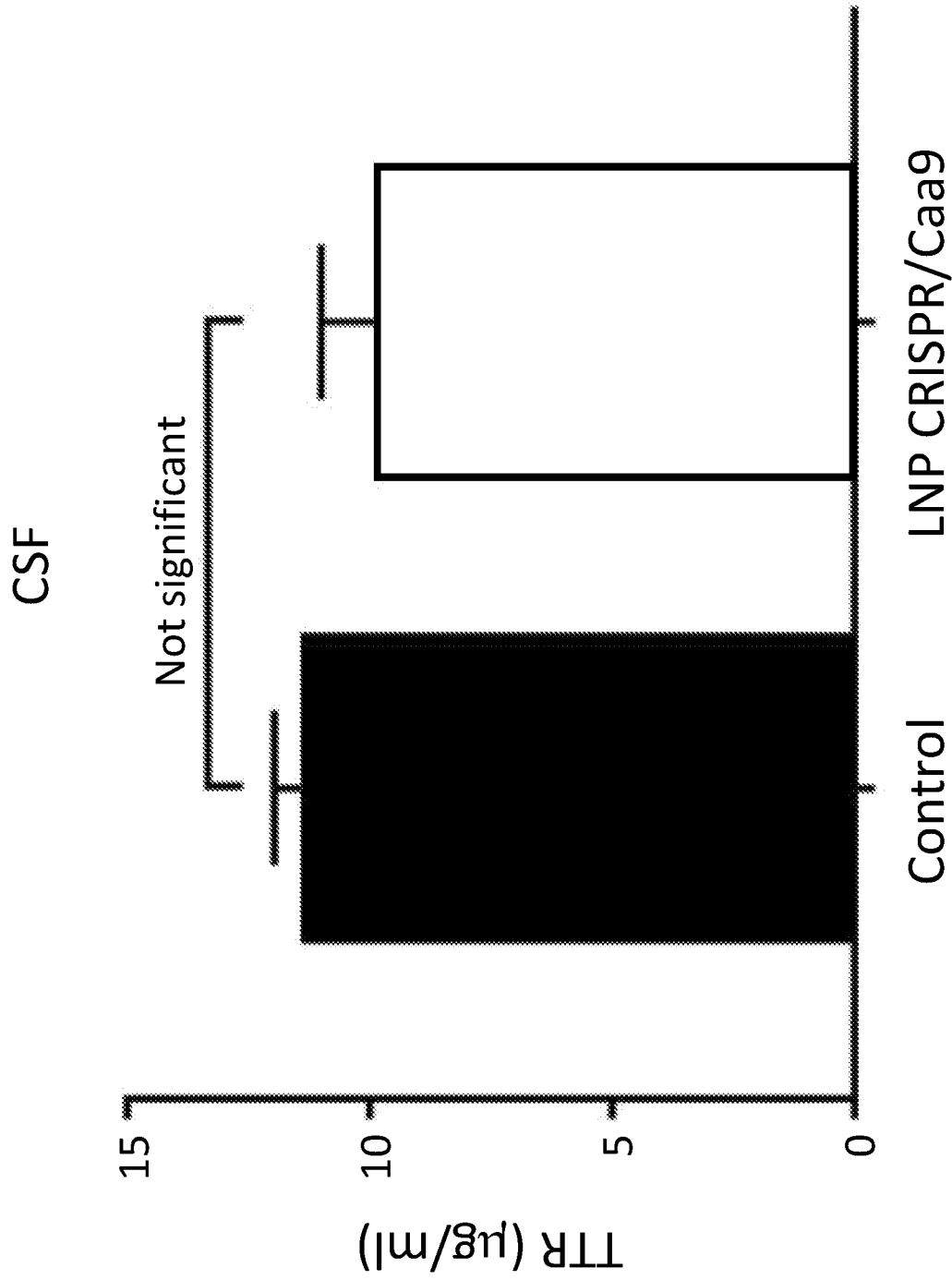


FIG. 24B

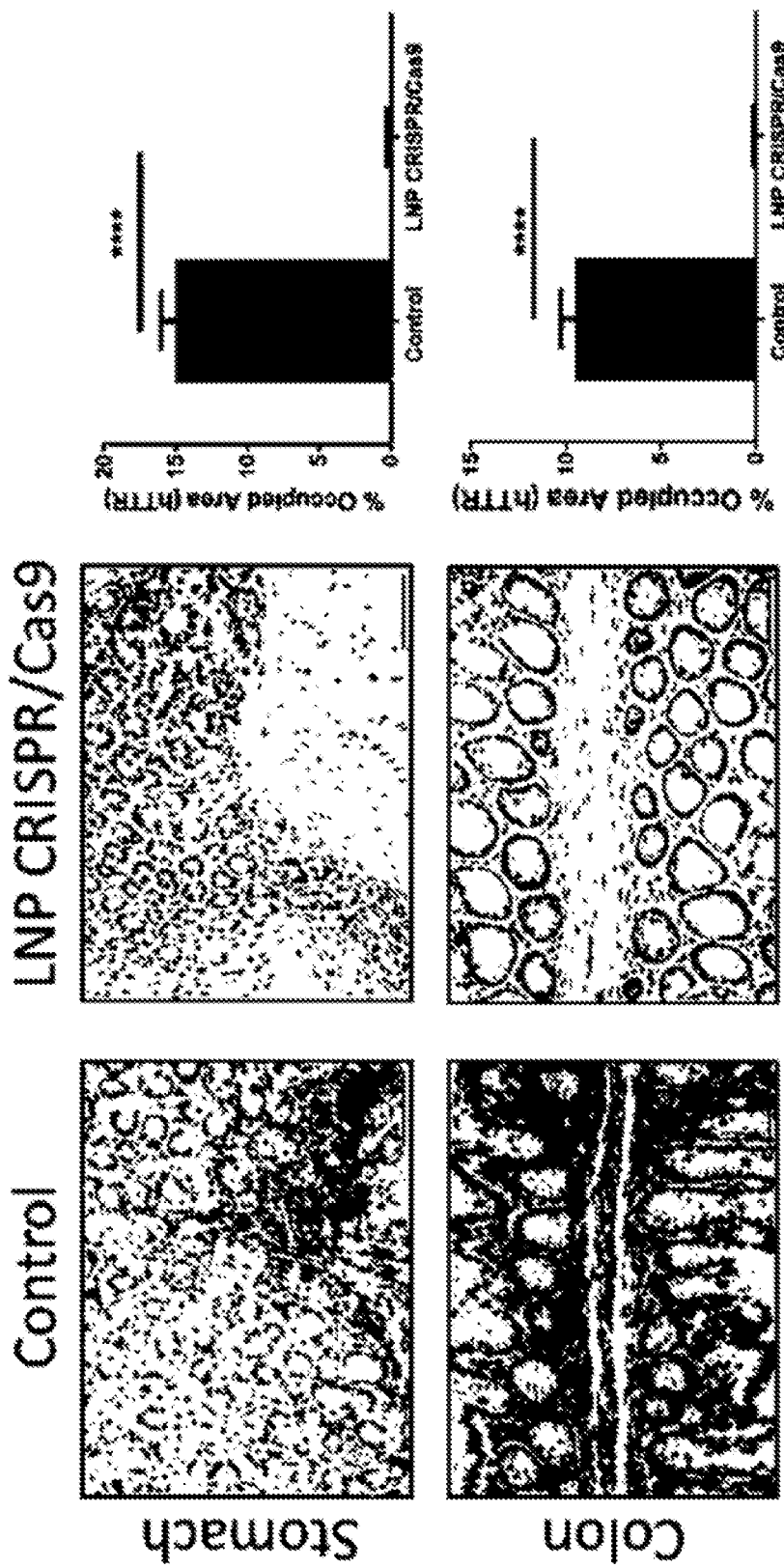
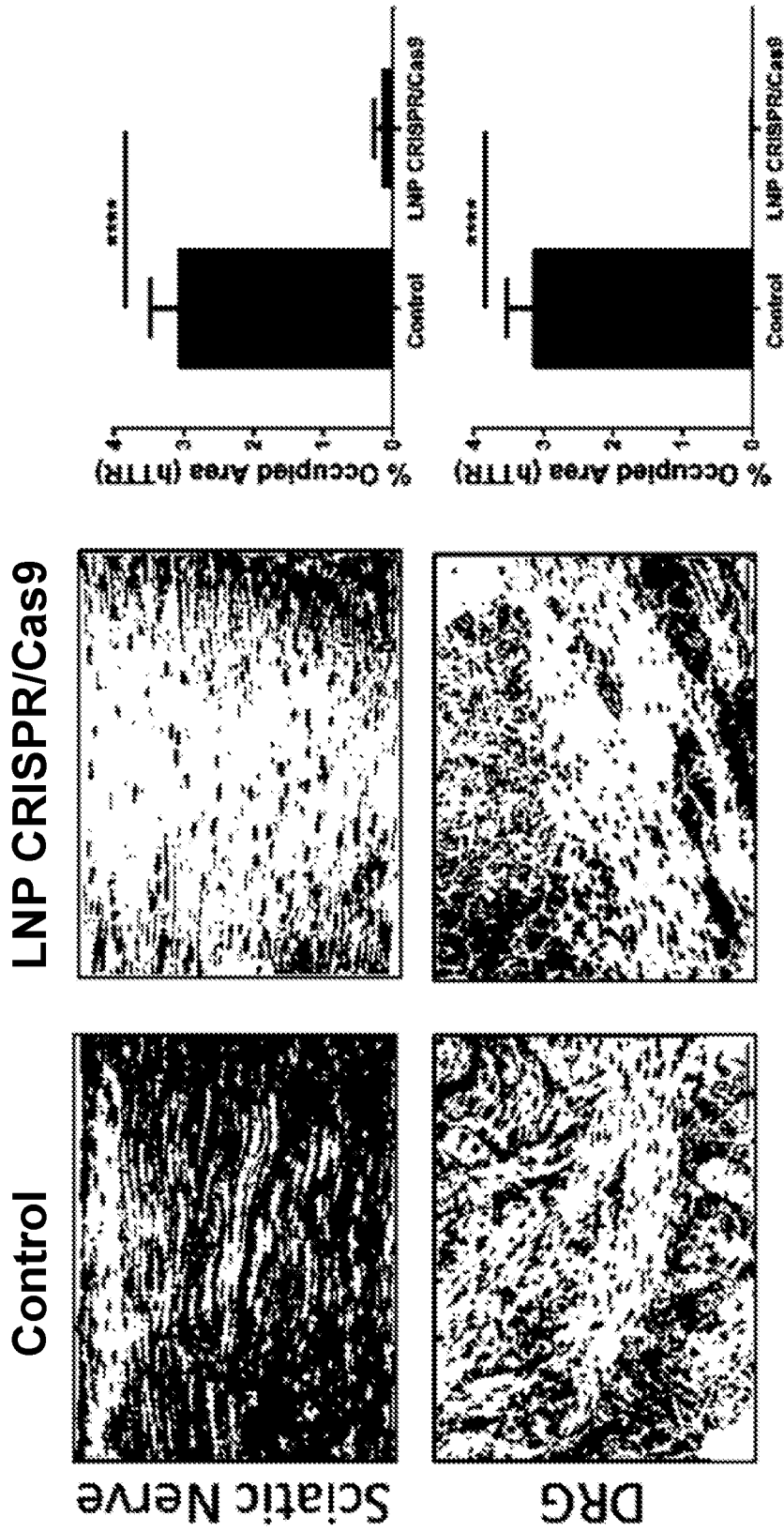


FIG. 25A

FIG. 25B



LNP CRISPR/Cas9

Control

Sciatic Nerve

DRG

FIG. 25C

FIG. 25D



Liver Editing

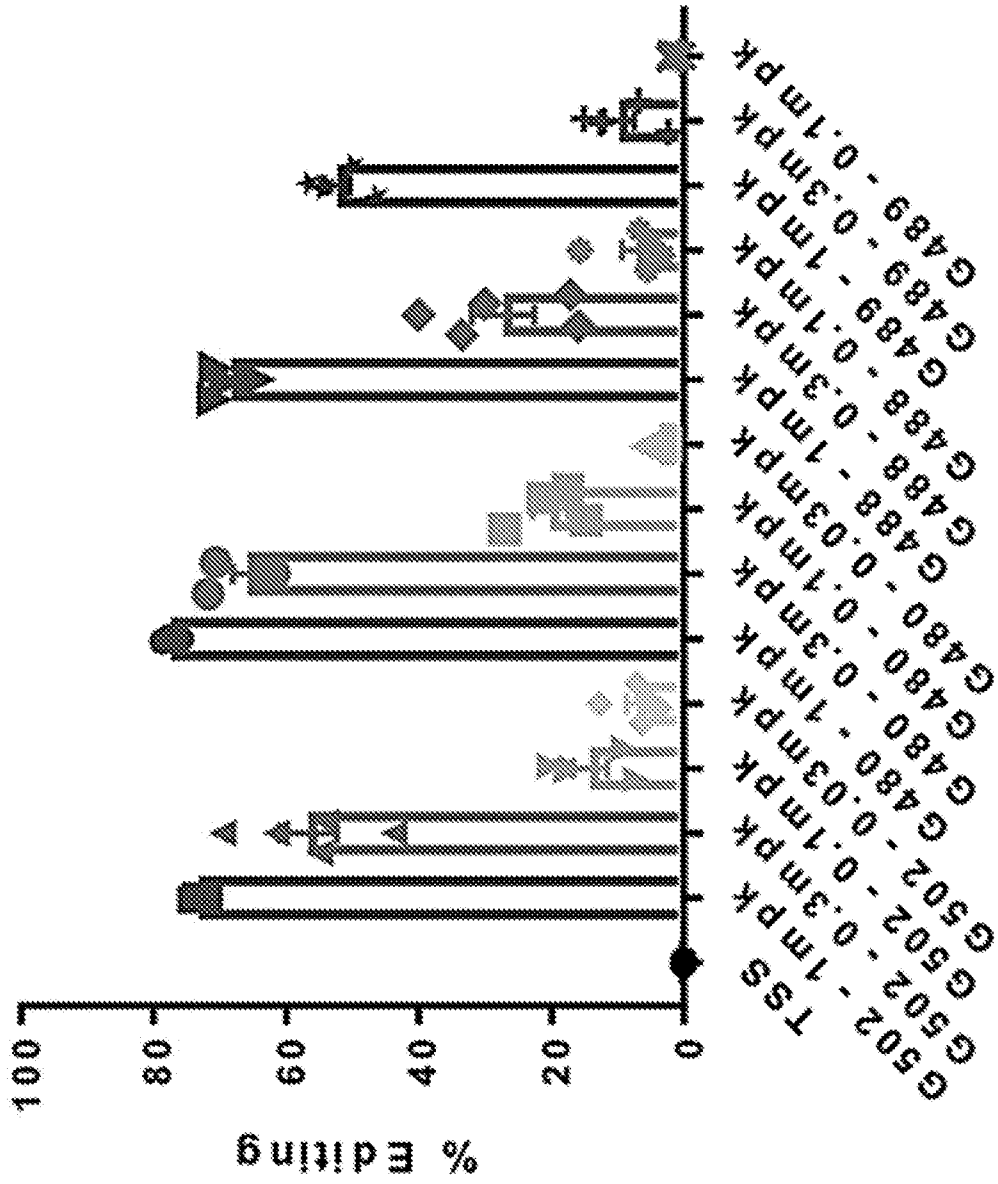


FIG. 26A

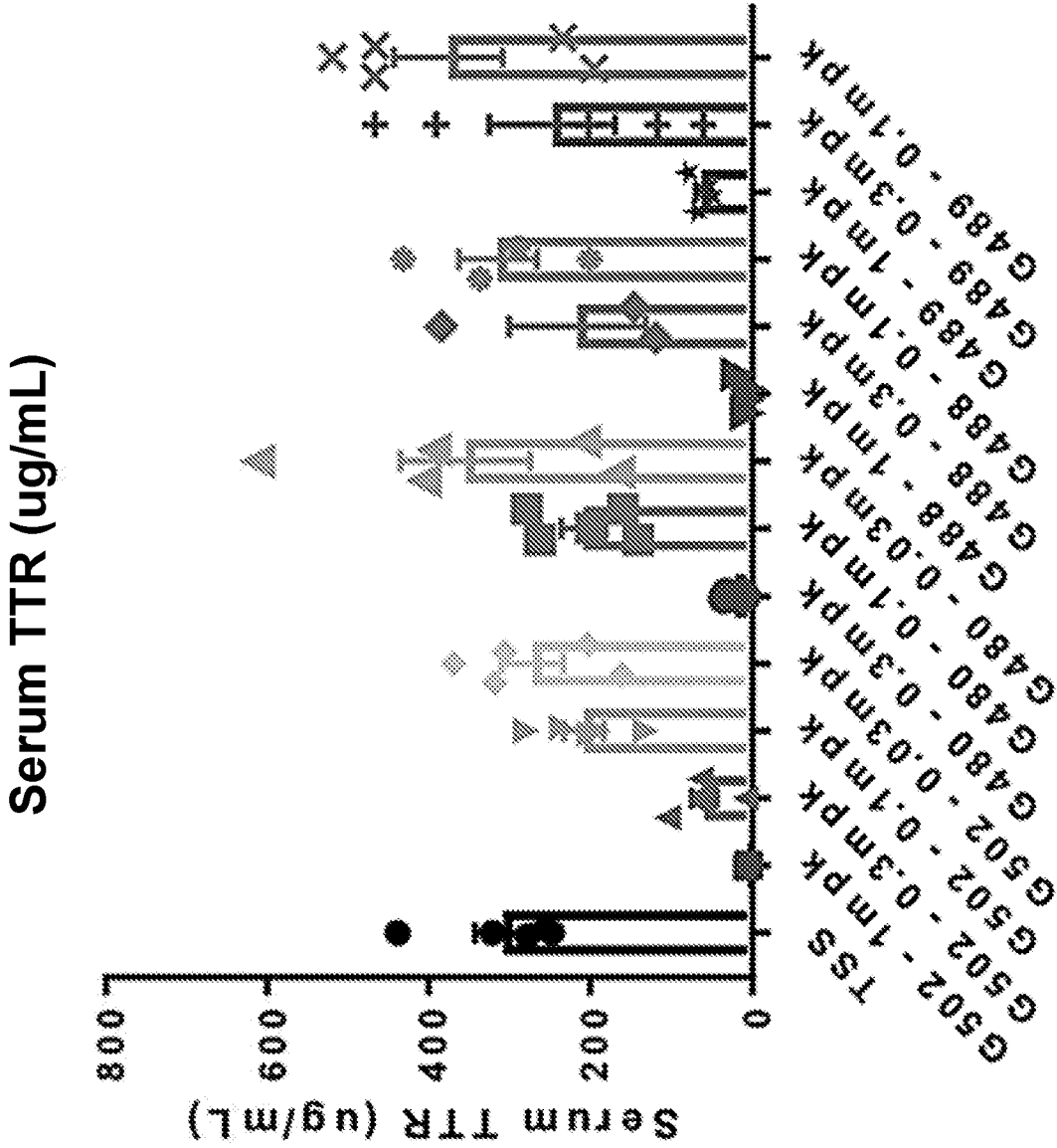
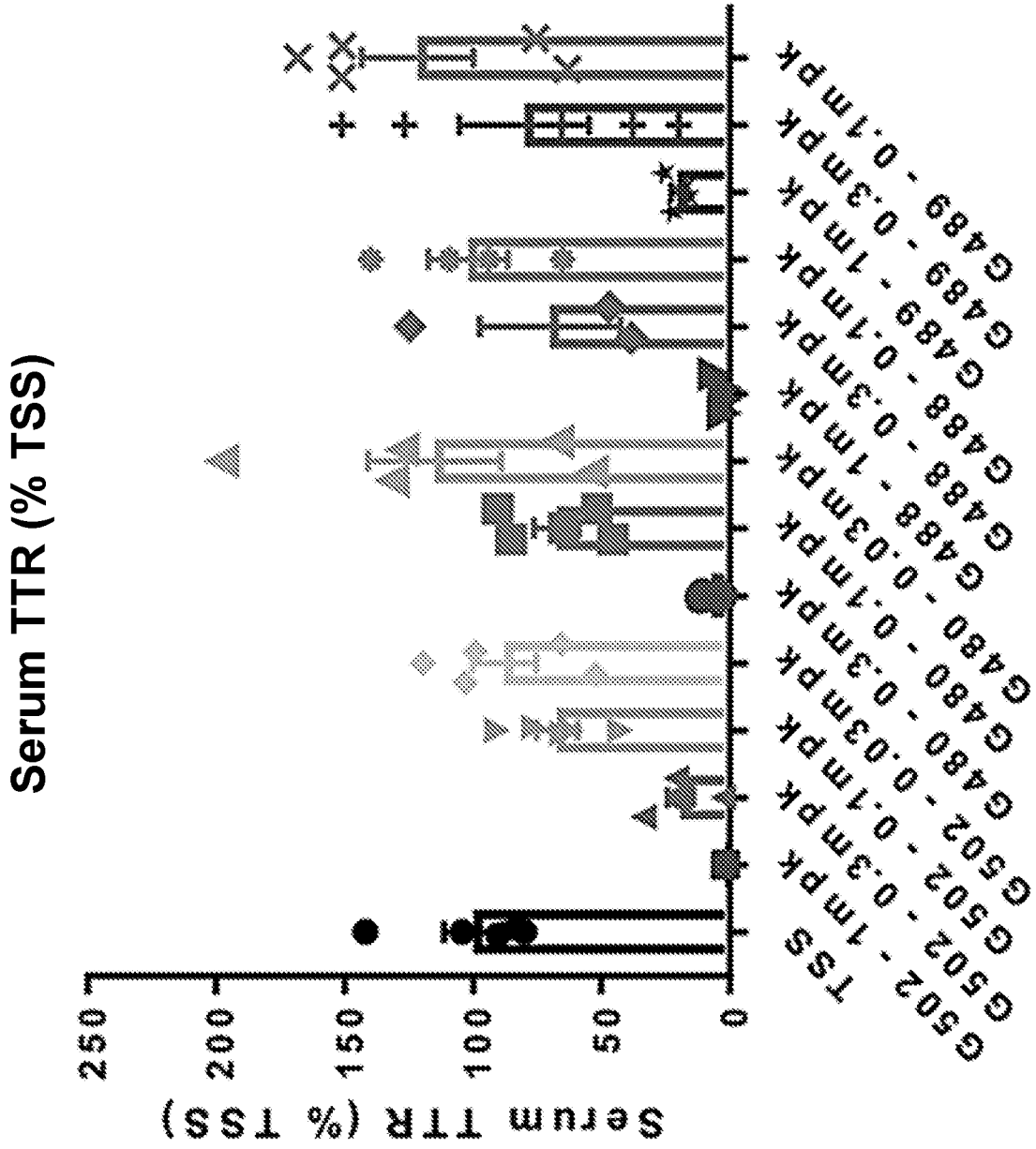


FIG. 26B



Liver Editing

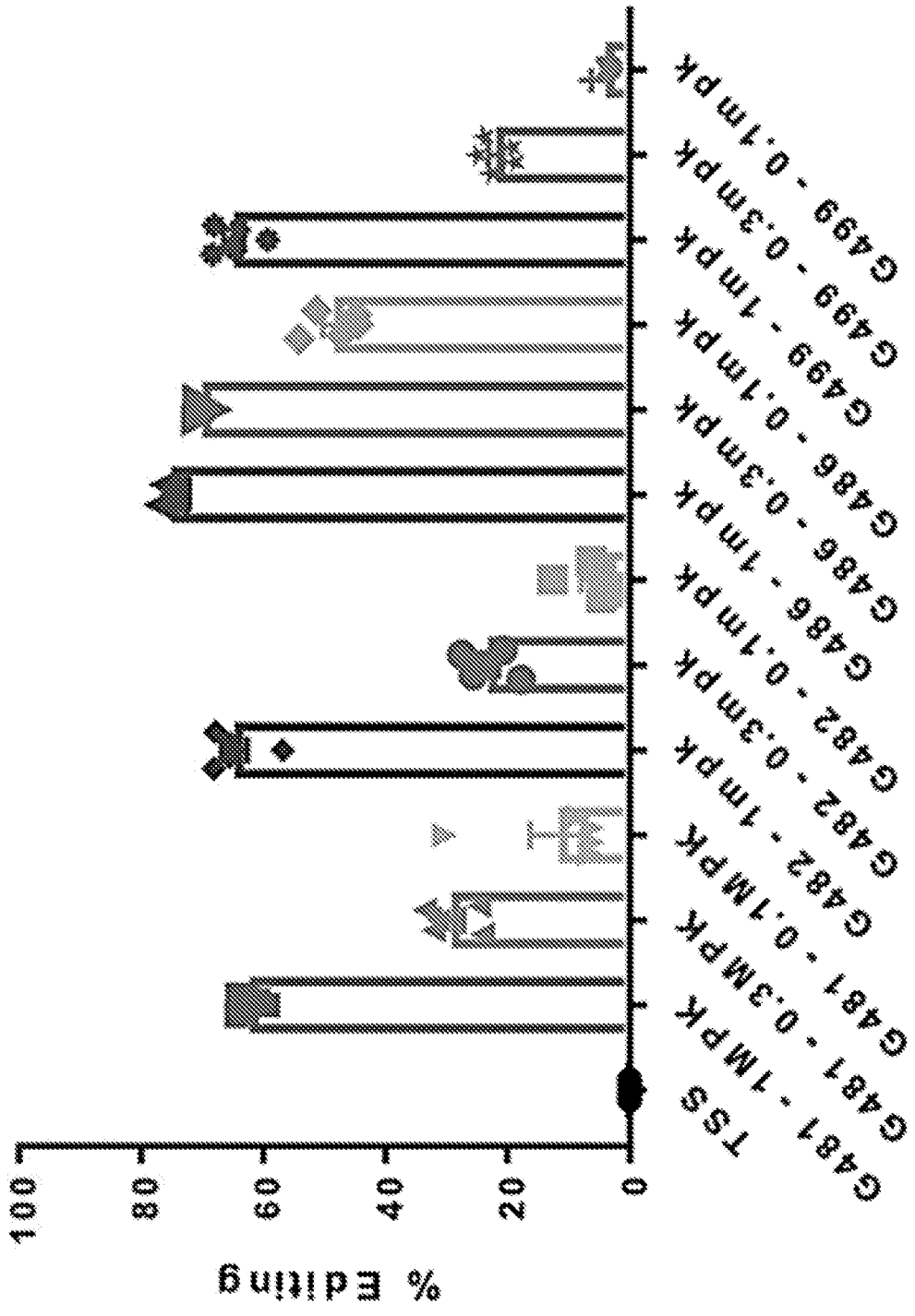


FIG. 27A

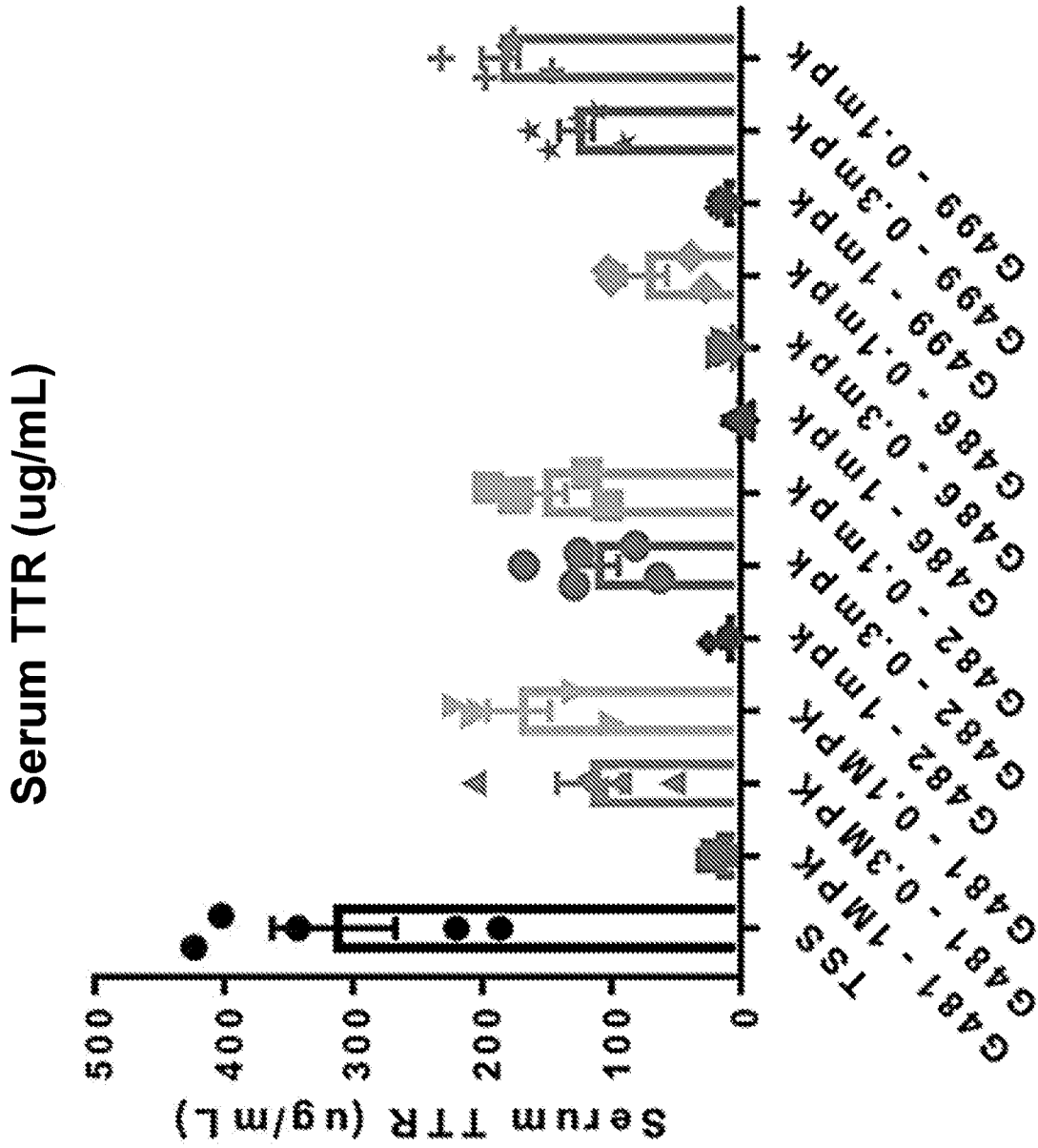
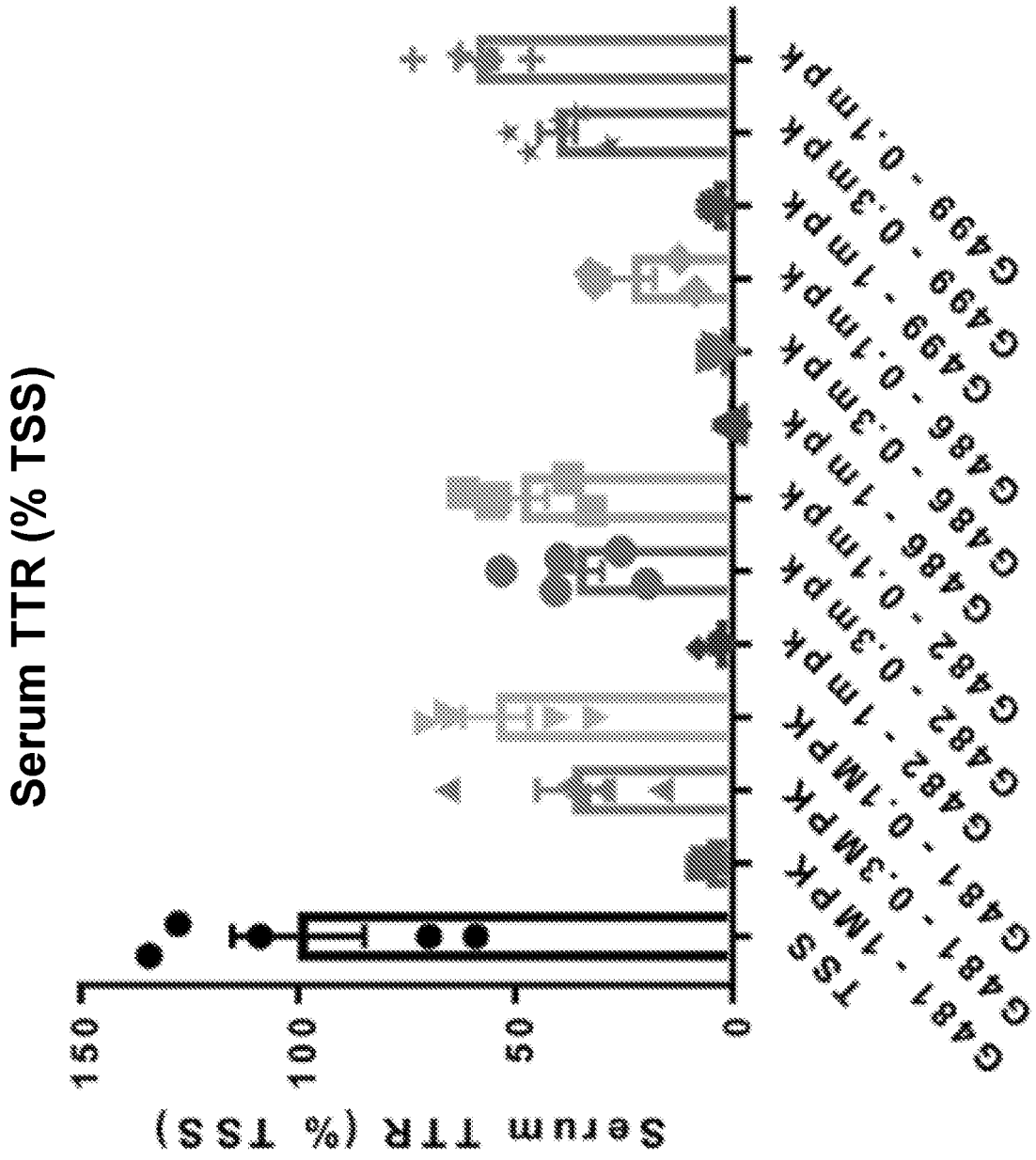


FIG. 27B



Liver Editing

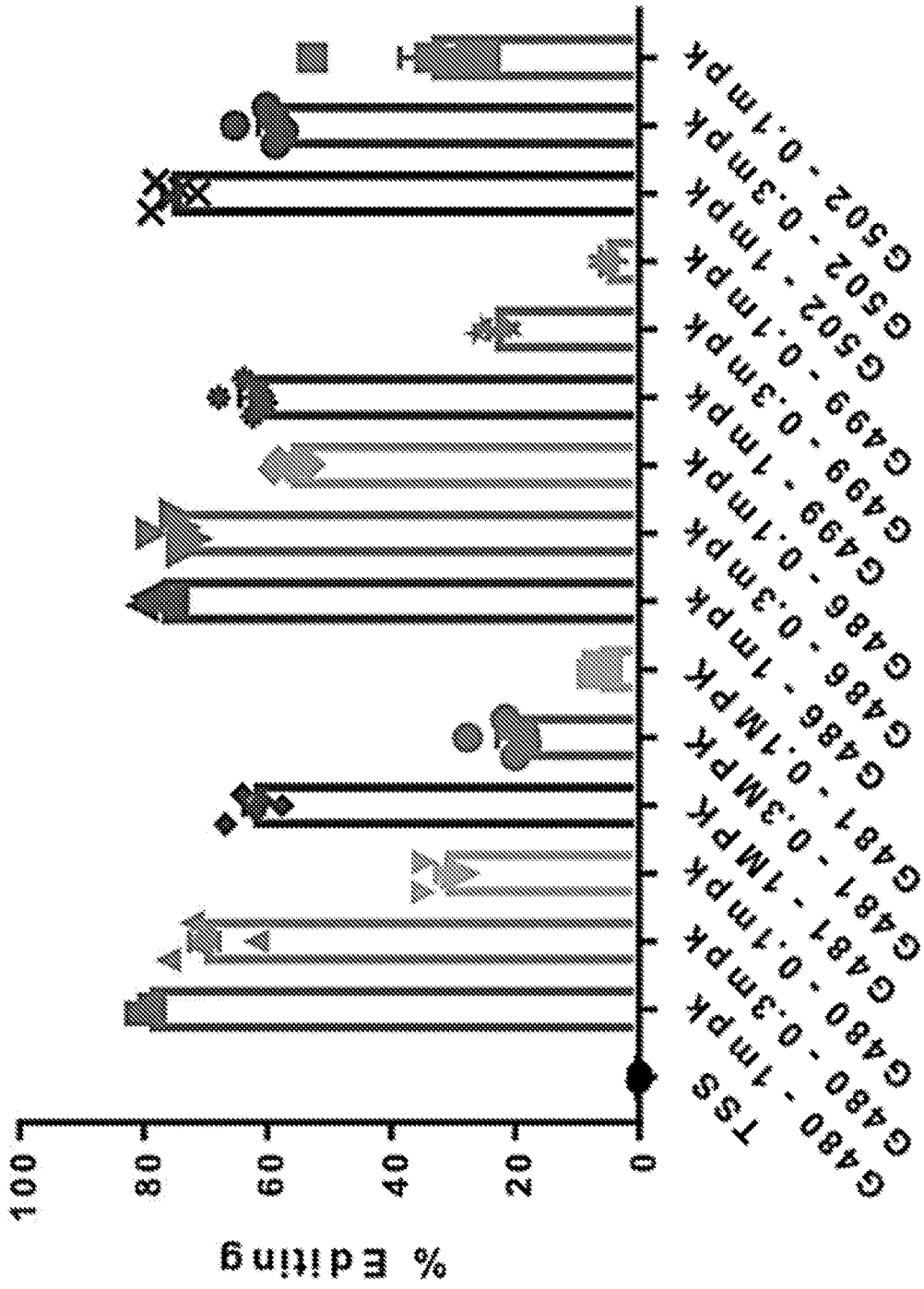


FIG. 28A

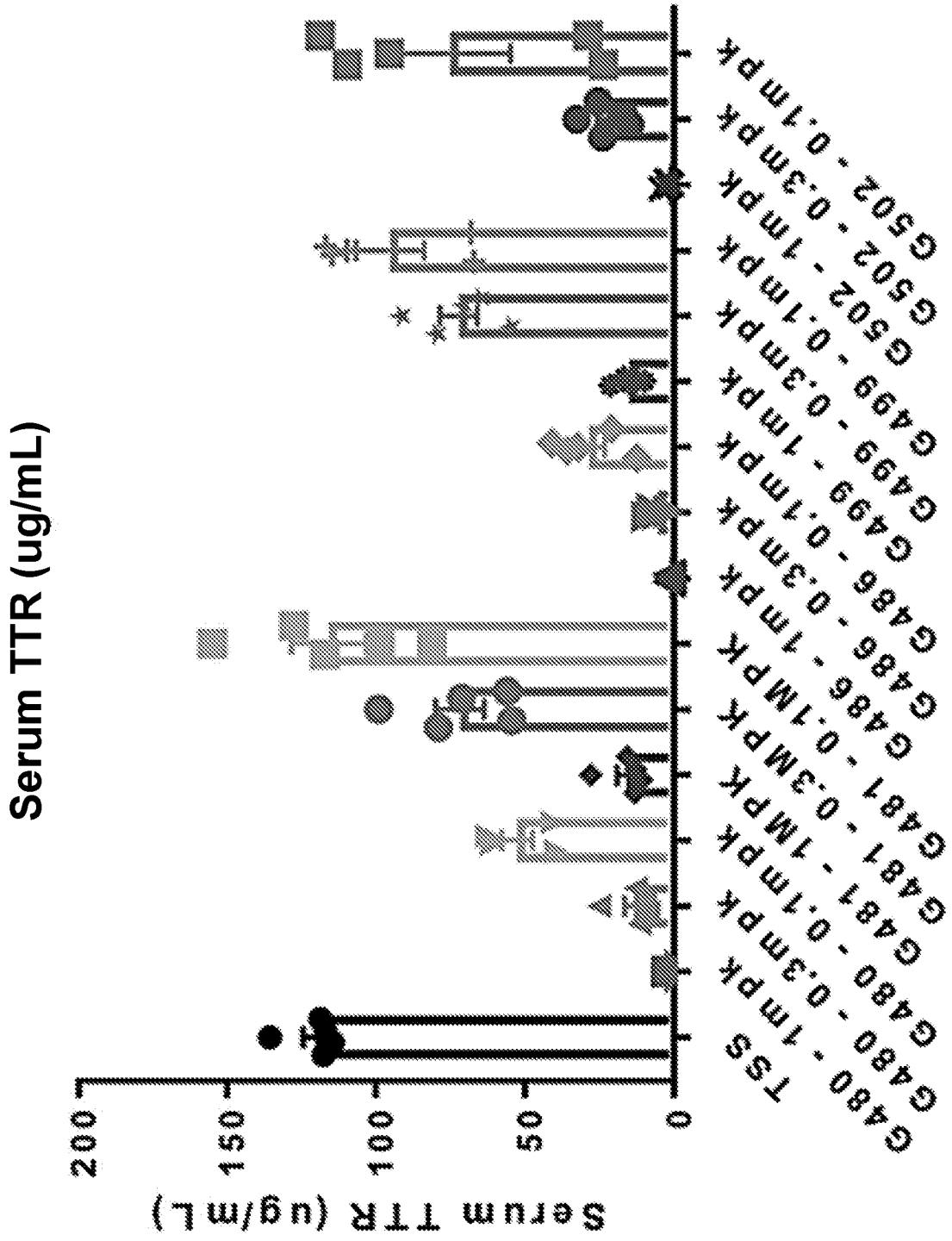


FIG. 28B



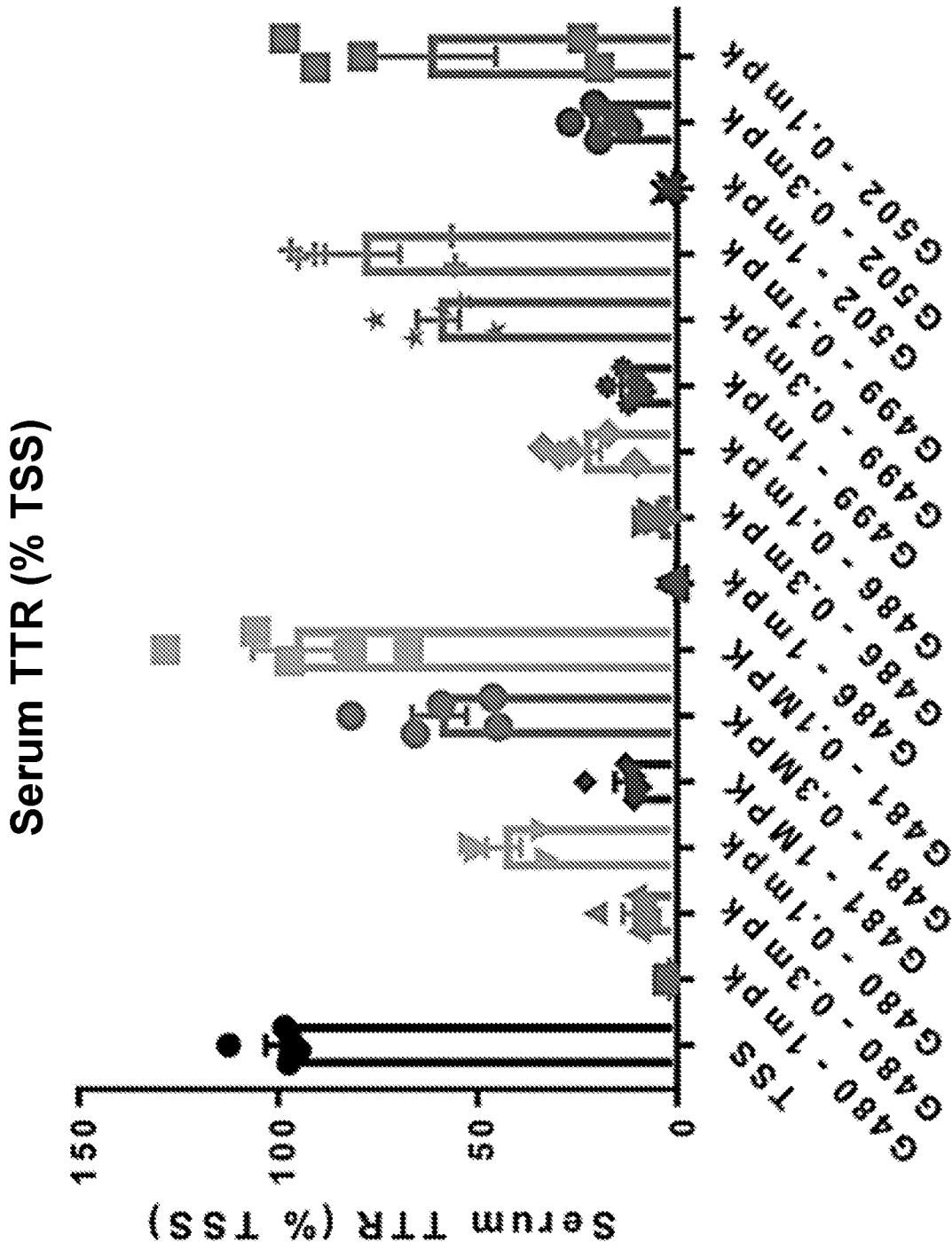


FIG. 28C

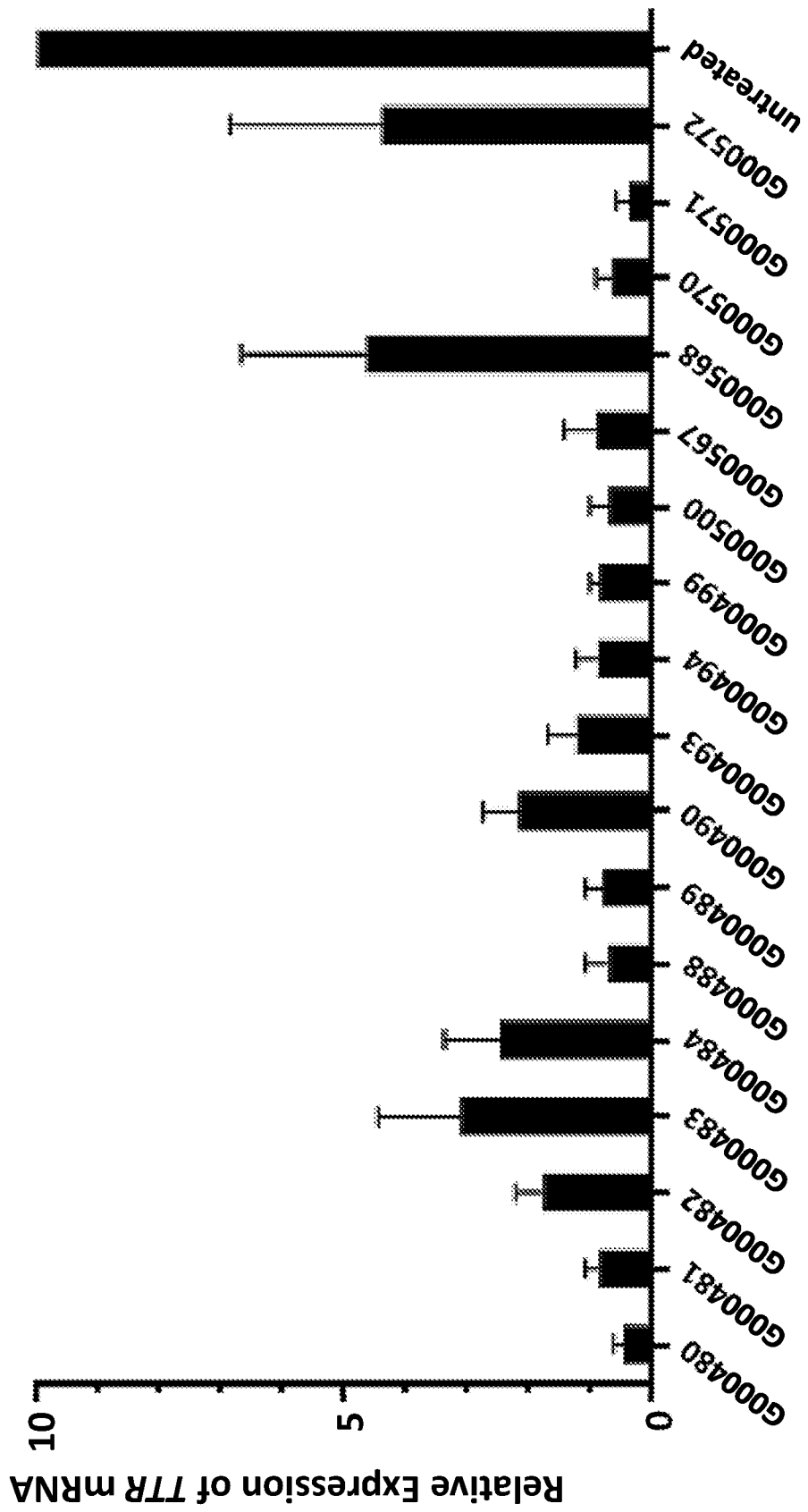


FIG. 29

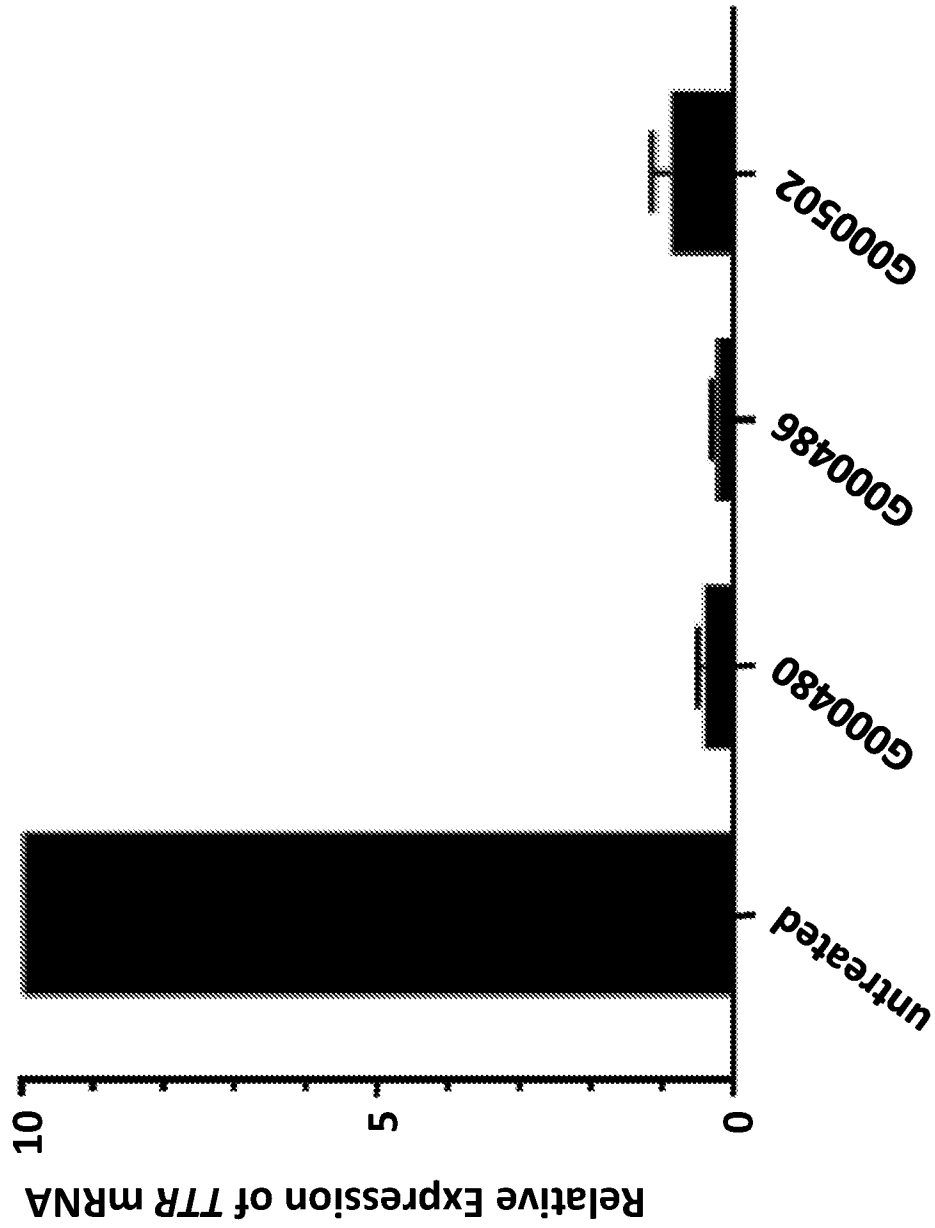


FIG. 30

2018-09-27\_01155-0013-00PCT\_ST25.txt  
SEQUENCE LISTING

<110> INTELLIA THERAPEUTICS, INC.

<120> COMPOSITIONS AND METHODS FOR TTR GENE EDITING AND TREATING ATTR  
AMYLOIDOSIS

<130> 01155-0013-00PCT

<150> US 62/566,236

<151> 2017-09-29

<150> US 62/671,902

<151> 2018-05-15

<160> 278

<170> PatentIn version 3.5

<210> 1

<211> 4411

<212> DNA

<213> Artificial Sequence

<220>

<223> Synthetic: Cas9 transcript with 5 UTR of HSD, ORF corresponding  
to SEQ ID NO: 204, Kozak sequence, and 3 UTR of ALB

<400> 1

```
gggtcccgca gtcggcgtcc agcggctctg cttgttcgtg tgtgtgtcgt tgcaggcctt      60
attcggatcc gccacatgg acaagaagta cagcatcgga ctggacatcg gaacaaacag      120
cgtcggatgg gcagtcatca cagacgaata caaggtcccg agcaagaagt tcaaggtcct      180
gggaaacaca gacagacaca gcatcaagaa gaacctgacg ggagcactgc tgttcgacag      240
cggagaaaca gcagaagcaa caagactgaa gagaacagca agaagaagat acacaagaag      300
aaagaacaga atctgctacc tgcaggaaat cttcagcaac gaaatggcaa aggtcgacga      360
cagcttcttc cacagactgg aagaaagctt cctggtcgaa gaagacaaga agcacgaaag      420
acacccgatc ttcggaaaca tcgtcgacga agtcgcatac cacgaaaagt acccgacaat      480
ctaccacctg agaaagaagc tggtcgacag cacagacaag gcagacctga gactgatcta      540
cctggcactg gcacacatga tcaagttcag aggacacttc ctgatcgaag gagacctgaa      600
```

2018-09-27\_01155-0013-00PCT\_ST25.txt

cccggacaac agcgacgtcg acaagctggt catccagctg gtccagacat acaaccagct	660
gttcgaagaa aacccgatca acgcaagcgg agtcgacgca aaggcaatcc tgagcgcaag	720
actgagcaag agcagaagac tggaaaacct gatcgcacag ctgccgggag aaaagaagaa	780
cggactgttc ggaaacctga tcgcactgag cctgggactg acaccgaact tcaagagcaa	840
cttcgacctg gcagaagacg caaagctgca gctgagcaag gacacatacg acgacgacct	900
ggacaacctg ctggcacaga tcggagacca gtacgcagac ctgttcctgg cagcaaagaa	960
cctgagcgac gcaatcctgc tgagcgacat cctgagagtc aacacagaaa tcacaaaggc	1020
accgctgagc gcaagcatga tcaagagata cgacgaacac caccaggacc tgacactgct	1080
gaaggcactg gtcagacagc agctgccgga aaagtacaag gaaatcttct tcgaccagag	1140
caagaacgga tacgcaggat acatcgacgg aggagcaagc caggaagaat tctacaagtt	1200
catcaagccg atcctggaaa agatggacgg aacagaagaa ctgctggtca agctgaacag	1260
agaagacctg ctgagaaaagc agagaacatt cgacaacgga agcatcccgc accagatcca	1320
cctgggagaa ctgcacgcaa tcctgagaag acaggaagac ttctaccctg tcctgaagga	1380
caacagagaa aagatcgaag agatcctgac attcagaatc ccgtactacg tcggaccgct	1440
ggcaagagga aacagcagat tcgcatggat gacaagaaa agcgaagaaa caatcacacc	1500
gtggaacttc gaagaagtgc tcgacaaggg agcaagcgca cagagcttca tcgaaagaat	1560
gacaaacttc gacaagaacc tgccgaacga aaaggtcctg ccgaagcaca gcctgctgta	1620
cgaatacttc acagtctaca acgaactgac aaaggtcaag tacgtcacag aaggaatgag	1680
aaagccggca ttctgagcg gagaacagaa gaaggcaatc gtcgacctgc tgttcaagac	1740
aaacagaaaag gtcacagtca agcagctgaa ggaagactac ttcaagaaga tcgaatgctt	1800
cgacagcgtc gaaatcagcg gagtcgaaga cagattcaac gcaagcctgg gaacatacca	1860
cgacctgctg aagatcatca aggacaagga cttcctggac aacgaagaaa acgaagacat	1920
cctggaagac atcgtcctga cactgacact gttcgaagac agagaaatga tcgaagaaag	1980
actgaagaca tacgcacacc tgttcgacga caaggtcatg aagcagctga agagaagaag	2040

2018-09-27\_01155-0013-00PCT\_ST25.txt

atacacagga	tggggaagac	tgagcagaaa	gctgatcaac	ggaatcagag	acaagcagag	2100
cggaaagaca	atcctggact	tcctgaagag	cgacggattc	gcaaacagaa	acttcatgca	2160
gctgatccac	gacgacagcc	tgacattcaa	ggaagacatc	cagaaggcac	aggtcagcgg	2220
acagggagac	agcctgcacg	aacacatcgc	aaacctggca	ggaagcccgg	caatcaagaa	2280
gggaatcctg	cagacagtca	aggtcgtcga	cgaactggtc	aaggtcatgg	gaagacacaa	2340
gccggaaaac	atcgtcatcg	aatggcaag	agaaaaccag	acaacacaga	agggacagaa	2400
gaacagcaga	gaaagaatga	agagaatcga	agaaggaatc	aaggaactgg	gaagccagat	2460
cctgaaggaa	cacccggctg	aaaacacaca	gctgcagaac	gaaaagctgt	acctgtacta	2520
cctgcagaac	ggaagagaca	tgtacgtcga	ccaggaactg	gacatcaaca	gactgagcga	2580
ctacgacgtc	gaccacatcg	tcccgcagag	cttcctgaag	gacgacagca	tcgacaacaa	2640
ggtcctgaca	agaagcgaca	agaacagagg	aaagagcgac	aacgtcccga	gcgaagaagt	2700
cgtcaagaag	atgaagaact	actggagaca	gctgctgaac	gcaaagctga	tcacacagag	2760
aaagttcgac	aacctgacaa	aggcagagag	aggaggactg	agcgaactgg	acaaggcagg	2820
attcatcaag	agacagctgg	tcgaaacaag	acagatcaca	aagcacgtcg	cacagatcct	2880
ggacagcaga	atgaacacaa	agtacgacga	aaacgacaag	ctgatcagag	aagtcaaggt	2940
catcacactg	aagagcaagc	tggtcagcga	cttcagaaag	gacttccagt	tctacaaggt	3000
cagagaaatc	aacaactacc	accacgcaca	cgacgcatac	ctgaacgcag	tcgtcggaac	3060
agcactgatc	aagaagtacc	cgaagctgga	aagcgaattc	gtctacggag	actacaaggt	3120
ctacgacgtc	agaaagatga	tcgcaaagag	cgaacaggaa	atcggaaagg	caacagcaaa	3180
gtacttcttc	tacagcaaca	tcatgaactt	cttcaagaca	gaaatcacac	tggcaaacgg	3240
agaaatcaga	aagagaccgc	tgatcgaaac	aaacggagaa	acaggagaaa	tcgtctggga	3300
caagggaaga	gacttcgcaa	cagtcagaaa	ggtcctgagc	atgccgcagg	tcaacatcgt	3360
caagaagaca	gaagtccaga	caggaggatt	cagcaaggaa	agcatcctgc	cgaagagaaa	3420
cagcgacaag	ctgatcgcaa	gaaagaagga	ctgggacccg	aagaagtacg	gaggattcga	3480

2018-09-27\_01155-0013-00PCT\_ST25.txt

cagcccgaca gtcgcataca gcgctcctggg cgtcgcaaag gtcgaaaagg gaaagagcaa 3540  
 gaagctgaag agcgtcaagg aactgctggg aatcacaatc atggaaagaa gcagcttcga 3600  
 aaagaacccg atcgacttcc tggaagcaaa gggatacaag gaagtcaaga aggacctgat 3660  
 catcaagctg ccgaagtaca gcctgttcga actggaaaac ggaagaaaga gaatgctggc 3720  
 aagcgcagga gaactgcaga agggaaacga actggcactg ccgagcaagt acgtcaactt 3780  
 cctgtacctg gcaagccact acgaaaagct gaagggaagc ccggaagaca acgaacagaa 3840  
 gcagctgttc gtcgaacagc acaagcacta cctggacgaa atcatcgaac agatcagcga 3900  
 attcagcaag agagtcatcc tggcagacgc aaacctggac aaggctcctga gcgcatacaa 3960  
 caagcacaga gacaagccga tcagagaaca ggcagaaaac atcatccacc tgttcacact 4020  
 gacaaacctg ggagcaccgg cagcattcaa gtacttcgac acaacaatcg acagaaagag 4080  
 atacacaagc acaaaggaag tcctggacgc aacctgatc caccagagca tcacaggact 4140  
 gtacgaaaca agaatcgacc tgagccagct gggaggagac ggaggaggaa gcccgaaagaa 4200  
 gaagagaaag gtctagctag ccatcacatt taaaagcatc tcagcctacc atgagaataa 4260  
 gagaaagaaa atgaagatca atagcttatt catctctttt tctttttcgt tgggtgtaaag 4320  
 ccaacaccct gtctaaaaaa cataaatttc tttaatcatt ttgcctcttt tctctgtgct 4380  
 tcaattaata aaaaatggaa agaacctcga g 4411

<210> 2  
 <211> 4403  
 <212> DNA  
 <213> Artificial Sequence

<220>  
 <223> Synthetic: Cas9 transcript comprising Cas9 ORF corresponding to  
 SEQ ID NO: 205 using codons with generally high expression in  
 humans

<400> 2  
 gggccccgca gtcggcgtcc agcggctctg cttgttcgtg tgtgtgtcgt tgcaggcctt 60  
 attcggatcc atgcctaaga aaaagcggaa ggtcgacggg gataagaagt actcaatcgg 120

2018-09-27\_01155-0013-00PCT\_ST25.txt

gctggatatac ggaactaatt ccgtggggttg ggcagtgatc acggatgaat acaaagtgcc	180
gtccaagaag ttcaaggtcc tggggaacac cgatagacac agcatcaaga aaaatctcat	240
cggagccctg ctgtttgact ccggcgaaac cgcagaagcg acccggctca aacgtaccgc	300
gaggcgacgc tacacccggc ggaagaatcg catctgctat ctgcaagaga tcttttcgaa	360
cgaaatggca aaggtcgacg acagcttctt ccaccgcctg gaagaatctt tcctggtgga	420
ggaggacaag aagcatgaac ggcatcctat ctttggaac atcgtcgacg aagtggcgta	480
ccacgaaaag taccgacca tctaccatct gcggaagaag ttggttgact caactgacaa	540
ggccgacctc agattgatct acttggccct cgcccatatg atcaaattcc gcggacactt	600
cctgatcgaa ggcgatctga accctgataa ctccgacgtg gataagcttt tcattcaact	660
ggtgcagacc tacaaccaac tgttcgaaga aaaccaatc aatgctagcg gcgtcgatgc	720
caaggccatc ctgtccgcc ggctgtcgaa gtcgcggcgc ctcgaaaacc tgatcgacaa	780
gctgccggga gagaaaaaga acggactttt cggcaacttg atcgctctct cactgggact	840
cactcccaat ttcaagtcca attttgacct ggccgaggac gcgaagctgc aactctcaaa	900
ggacacctac gacgacgact tggacaatth gctggcacia attggcgatc agtacgcgga	960
tctgttcctt gccgctaaga acctttcgga cgcaatcttg ctgtccgata tcctgcgcgt	1020
gaacaccgaa ataaccaaag cgccgcttag cgcctcgatg attaagcggg acgacgagca	1080
tcaccaggat ctacgctgc tcaaagcgtc cgtgagacag caactgcctg aaaagtacaa	1140
ggagatcttc ttcgaccagt ccaagaatgg gtacgcaggg tacatcgatg gaggcgctag	1200
ccaggaagag ttctataagt tcatcaagcc aatcctggaa aagatggacg gaaccgaaga	1260
actgctggtc aagctgaaca gggaggatct gctccgaaa cagagaacct ttgacaacgg	1320
atccattccc caccagatcc atctgggtga gctgcacgcc atcttgccgc gccaggagga	1380
cttttaccca ttctcaagg acaaccggga aaagatcgag aaaattctga cgttccgcat	1440
cccgtattac gtgggccac tggcgcgcgg caattcgcgc ttcgcgtgga tgactagaaa	1500
atcagaggaa accatcactc cttggaatth cgaggaagtt gtggataagg gagcttcggc	1560



2018-09-27\_01155-0013-00PCT\_ST25.txt

acaaagcttc atcgaacgaa tgaccaactt cgacaagaat ctcccaaacg agaaggtgct	1620
tcctaagcac agcctccttt acgaatactt cactgtctac aacgaactga ctaaagtgaa	1680
atacgttact gaaggaatga ggaagccggc ctttctgtcc ggagaacaga agaaagcaat	1740
tgtcgatctg ctgttcaaga ccaaccgcaa ggtgaccgtc aagcagctta aagaggacta	1800
cttcaagaag atcgagtgtt tcgactcagt ggaaatcagc ggggtggagg acagattcaa	1860
cgcttcgctg ggaacctatc atgatctcct gaagatcatc aaggacaagg acttccttga	1920
caacgaggag aacgaggaca tcctggaaga tatcgtcctg accttgacct ttttcgagga	1980
tcgcgagatg atcgaggaga ggcttaagac ctacgctcat ctcttcgacg ataaggtcat	2040
gaaacaactc aagcgccgcc ggtacactgg ttggggccgc ctctcccgca agctgatcaa	2100
cggtattcgc gataaacaga gcggtaaaac tatcctggat ttcctcaaat cggatggctt	2160
cgctaatcgt aacttcatgc aattgatcca cgacgacagc ctgaccttta aggaggacat	2220
ccaaaaagca caagtgtccg gacagggaga ctactccat gaacacatcg cgaatctggc	2280
cggttcgccg gcgattaaga agggaattct gcaaactgtg aaggtggctg acgagctggt	2340
gaaggtcatg ggacggcaca aaccggagaa tatcgtgatt gaaatggccc gagaaaacca	2400
gactaccag aagggccaga aaaactcccg cgaaaggatg aagcggatcg aagaaggaat	2460
caaggagctg ggcagccaga tcctgaaaga gcacccggtg gaaaacacgc agctgcagaa	2520
cgagaagctc tacctgtact atttgcaaaa tggacgggac atgtacgtgg accaagagct	2580
ggacatcaat cggttgtctg attacgacgt ggaccacatc gttccacagt cttttctgaa	2640
ggatgactcg atcgataaca aggtgttgac tcgcagcgac aagaacagag ggaagtcaga	2700
taatgtgcca tcggaggagg tcgtgaagaa gatgaagaat tactggcggc agctcctgaa	2760
tgcaagctg attacccaga gaaagtttga caatctcact aaagccgagc gcggcggact	2820
ctcagagctg gataaggctg gattcatcaa acggcagctg gtcgagactc ggcagattac	2880
caagcacgtg gcgcagatct tggactcccg catgaacact aaatacgacg agaacgataa	2940
gctcatccgg gaagtgaagg tgattaccct gaaaagcaaa cttgtgtcgg actttcggaa	3000

2018-09-27\_01155-0013-00PCT\_ST25.txt

ggactttcag	ttttacaaag	tgagagaaat	caacaactac	catcacgcgc	atgacgcata	3060
cctcaacgct	gtggtcggta	ccgccctgat	caaaaagtac	cctaaacttg	aatcggagtt	3120
tgtgtacgga	gactacaagg	tctacgacgt	gaggaagatg	atagccaagt	ccgaacagga	3180
aatcgggaaa	gcaactgcga	aatacttctt	ttactcaaac	atcatgaact	ttttcaagac	3240
tgaaattacg	ctggccaatg	gagaaatcag	gaagaggcca	ctgatcgaag	ctaacggaga	3300
aacgggcgaa	atcgtgtggg	acaagggcag	ggacttcgca	actgttcgca	aagtgtcttc	3360
tatgccgcaa	gtcaatattg	tgaagaaaac	cgaagtgcaa	accggcggat	tttcaaagga	3420
atcgatcctc	ccaaagagaa	atagcgacaa	gctcattgca	cgcaagaaag	actgggaccc	3480
gaagaagtac	ggaggattcg	attcgccgac	tgtcgcatac	tccgtcctcg	tggtggccaa	3540
ggaggagaag	ggaaagagca	aaaagctcaa	atccgtcaaa	gagctgctgg	ggattaccat	3600
catggaacga	tcctcgttcg	agaagaacc	gattgatttc	ctcgaggcga	agggttacia	3660
ggaggatgaag	aaggatctga	tcatcaaact	ccccaaagtac	tcactgttcg	aactggaaaa	3720
tggtcgggaag	cgcatgctgg	cttcggccgg	agaactccaa	aaaggaaatg	agctggcctt	3780
gcctagcaag	tacgtcaact	tcctctatct	tgcttcgcac	tacgaaaaac	tcaaagggtc	3840
accggaagat	aacgaacaga	agcagctttt	cgtggagcag	cacaagcatt	atctggatga	3900
aatcatcgaa	caaatctccg	agttttcaaa	gcgcgtgatc	ctcgccgacg	ccaacctcga	3960
caaagtcctg	tcggcctaca	ataagcatag	agataagccg	atcagagaaac	aggccgagaa	4020
cattatccac	ttgttcaccc	tgactaacct	gggagcccca	gccgccttca	agtacttcga	4080
tactactatc	gatcgcaaaa	gatacacgtc	caccaaggaa	gttctggacg	cgaccctgat	4140
ccaccaaaagc	atcactggac	tctacgaaac	taggatcgat	ctgtcgcagc	tggttggcga	4200
ttgatagtct	agccatcaca	tttaaaagca	tctcagccta	ccatgagaat	aagagaaaga	4260
aatgaagat	caatagctta	ttcatctctt	tttctttttc	gttgggtgtaa	agccaacacc	4320
ctgtctaaaa	aacataaatt	tctttaatca	ttttgcctct	tttctctgtg	cttcaattaa	4380
taaaaaatgg	aaagaacctc	gag				4403

<210> 3  
<211> 100  
<212> RNA  
<213> Artificial Sequence

<220>  
<223> Synthetic: modified sgRNA sequence

<220>  
<221> modified\_base  
<222> (1)..(3)  
<223> PS linkage, 2'-O-Me nucleotide

<220>  
<221> misc\_feature  
<222> (1)..(20)  
<223> n is a, c, g, or u

<220>  
<221> modified\_base  
<222> (29)..(40)  
<223> 2'-O-Me nucleotide

<220>  
<221> modified\_base  
<222> (69)..(96)  
<223> 2'-O-Me nucleotide

<220>  
<221> modified\_base  
<222> (97)..(100)  
<223> PS linkage, 2'-O-Me nucleotide

<400> 3  
nnnnnnnnnn nnnnnnnnnn guuuuagagc uagaaaagc aaguaaaau aaggcuaguc 60  
cguuaucaac uugaaaaagu ggcaccgagu cggugcuuuu 100

<210> 4  
<211> 105  
<212> DNA  
<213> Artificial Sequence

<220>

<223> Synthetic: 30/30/39 poly-A sequence

<400> 4  
aaaaaaaaaa aaaaaaaaaa aaaaaaaaaa gcgaaaaaaaa aaaaaaaaaa aaaaaaaaaa 60

aaaccgaaaa aaaaaaaaaa aaaaaaaaaa aaaaaaaaaa aaaaaa 105

<210> 5  
<211> 20  
<212> RNA  
<213> Artificial Sequence

<220>  
<223> Synthetic: CR003335 gRNA targeting Human TTR (Exon 1)

<400> 5  
cugcuccucc ucugccuugc 20

<210> 6  
<211> 20  
<212> RNA  
<213> Artificial Sequence

<220>  
<223> Synthetic: CR003336 gRNA targeting Human TTR (Exon 1)

<400> 6  
ccuccucugc cuugcuggac 20

<210> 7  
<211> 20  
<212> RNA  
<213> Artificial Sequence

<220>  
<223> Synthetic: CR003337 gRNA targeting Human TTR (Exon 1)

<400> 7  
ccaguccagc aaggcagagg 20

<210> 8  
<211> 20  
<212> RNA  
<213> Artificial Sequence

<220>

<223> Synthetic: CR003338 gRNA targeting Human TTR (Exon 1)

<400> 8

auaccagucc agcaaggcag

20

<210> 9

<211> 20

<212> RNA

<213> Artificial Sequence

<220>

<223> Synthetic: CR003339 gRNA targeting Human TTR (Exon 1)

<400> 9

acacaaauac caguccagca

20

<210> 10

<211> 20

<212> RNA

<213> Artificial Sequence

<220>

<223> Synthetic: CR003340 gRNA targeting Human TTR (Exon 1)

<400> 10

uggacuggua uuugugucug

20

<210> 11

<211> 20

<212> RNA

<213> Artificial Sequence

<220>

<223> Synthetic: CR003341 gRNA targeting Human TTR (Exon 1)

<400> 11

cugguauuug ugucugaggc

20

<210> 12

<211> 20

<212> RNA

<213> Artificial Sequence

<220>

<223> Synthetic: CR003342 gRNA targeting Human TTR (Exon 2)

<400> 12

cuucucuaca cccagggcac

20

<210> 13

<211> 20

<212> RNA

<213> Artificial Sequence

<220>

<223> Synthetic: CR003343 gRNA targeting Human TTR (Exon 2)

<400> 13

cagaggacac uuggauucac

20

<210> 14

<211> 20

<212> RNA

<213> Artificial Sequence

<220>

<223> Synthetic: CR003344 gRNA targeting Human TTR (Exon 2)

<400> 14

uuugaccauc agaggacacu

20

<210> 15

<211> 20

<212> RNA

<213> Artificial Sequence

<220>

<223> Synthetic: CR003345 gRNA targeting Human TTR (Exon 2)

<400> 15

ucuagaacuu ugaccaucag

20

<210> 16

<211> 20

<212> RNA

<213> Artificial Sequence

<220>

<223> Synthetic: CR003346 gRNA targeting Human TTR (Exon 2)

<400> 16

aaaguucuag augcuguccg

20

<210> 17

<211> 20

<212> RNA

<213> Artificial Sequence

<220>

<223> Synthetic: CR003347 gRNA targeting Human TTR (Exon 2)

<400> 17

caugauggc aggacugccu

20

<210> 18

<211> 20

<212> RNA

<213> Artificial Sequence

<220>

<223> Synthetic: CR003348 gRNA targeting Human TTR (Exon 2)

<400> 18

aggcaguccu gccaucaug

20

<210> 19

<211> 20

<212> RNA

<213> Artificial Sequence

<220>

<223> Synthetic: CR003349 gRNA targeting Human TTR (Exon 2)

<400> 19

ugcacggcca caugauggc

20

<210> 20

<211> 20

<212> RNA

<213> Artificial Sequence

<220>

<223> Synthetic: CR003350 gRNA targeting Human TTR (Exon 2)

<400> 20

cacaugcacg gccacauuga

20

<210> 21

<211> 20

<212> RNA

<213> Artificial Sequence

<220>

<223> Synthetic: CR003351 gRNA targeting Human TTR (Exon 2)

<400> 21

agccuuucug aacacaugca

20

<210> 22

<211> 20

<212> RNA

<213> Artificial Sequence

<220>

<223> Synthetic: CR003352 gRNA targeting Human TTR (Exon 2)

<400> 22

gaaaggcugc ugaugacacc

20

<210> 23

<211> 20

<212> RNA

<213> Artificial Sequence

<220>

<223> Synthetic: CR003353 gRNA targeting Human TTR (Exon 2)

<400> 23

aaaggcugcu gaugacaccu

20

<210> 24

<211> 20

<212> RNA

<213> Artificial Sequence



<220>

<223> Synthetic: CR003354 gRNA targeting Human TTR (Exon 2)

<400> 24

accugggagc cauuugccuc

20

<210> 25

<211> 20

<212> RNA

<213> Artificial Sequence

<220>

<223> Synthetic: CR003355 gRNA targeting Human TTR (Exon 2)

<400> 25

cccagaggca aauggcuccc

20

<210> 26

<211> 20

<212> RNA

<213> Artificial Sequence

<220>

<223> Synthetic: CR003356 gRNA targeting Human TTR (Exon 2)

<400> 26

gcaacuuacc cagaggcaaa

20

<210> 27

<211> 20

<212> RNA

<213> Artificial Sequence

<220>

<223> Synthetic: CR003357 gRNA targeting Human TTR (Exon 2)

<400> 27

uucuuuggca acuuaccag

20

<210> 28

<211> 20

<212> RNA

<213> Artificial Sequence

<220>

<223> Synthetic: CR003358 gRNA targeting Human TTR (Exon 3)

<400> 28

augcagcucu ccagacucac

20

<210> 29

<211> 20

<212> RNA

<213> Artificial Sequence

<220>

<223> Synthetic: CR003359 gRNA targeting Human TTR (Exon 3)

<400> 29

agugagucug gagagcugca

20

<210> 30

<211> 20

<212> RNA

<213> Artificial Sequence

<220>

<223> Synthetic: CR003360 gRNA targeting Human TTR (Exon 3)

<400> 30

gugagucugg agagcugcau

20

<210> 31

<211> 20

<212> RNA

<213> Artificial Sequence

<220>

<223> Synthetic: CR003361 gRNA targeting Human TTR (Exon 3)

<400> 31

gcugcauggg cucacaacug

20

<210> 32

<211> 20

<212> RNA

<213> Artificial Sequence

<220>

<223> Synthetic: CR003362 gRNA targeting Human TTR (Exon 3)

<400> 32

gcaugggcuc acaacugagg

20

<210> 33

<211> 20

<212> RNA

<213> Artificial Sequence

<220>

<223> Synthetic: CR003363 gRNA targeting Human TTR (Exon 3)

<400> 33

acugaggagg aauuuguaga

20

<210> 34

<211> 20

<212> RNA

<213> Artificial Sequence

<220>

<223> Synthetic: CR003364 gRNA targeting Human TTR (Exon 3)

<400> 34

cugaggagga auuuguagaa

20

<210> 35

<211> 20

<212> RNA

<213> Artificial Sequence

<220>

<223> Synthetic: CR003365 gRNA targeting Human TTR (Exon 3)

<400> 35

uguagaaggg auauacaaag

20

<210> 36

<211> 20

<212> RNA

<213> Artificial Sequence

<220>

<223> Synthetic: CR003366 gRNA targeting Human TTR (Exon 3)

<400> 36

aaauagacac caaauuuac

20

<210> 37

<211> 20

<212> RNA

<213> Artificial Sequence

<220>

<223> Synthetic: CR003367 gRNA targeting Human TTR (Exon 3)

<400> 37

agacaccaaa uuuuacugga

20

<210> 38

<211> 20

<212> RNA

<213> Artificial Sequence

<220>

<223> Synthetic: CR003368 gRNA targeting Human TTR (Exon 3)

<400> 38

aagugccuuc caguaagauu

20

<210> 39

<211> 20

<212> RNA

<213> Artificial Sequence

<220>

<223> Synthetic: CR003369 gRNA targeting Human TTR (Exon 3)

<400> 39

cucugcaugc ucauggaau

20

<210> 40

<211> 20

<212> RNA

<213> Artificial Sequence

<220>

<223> Synthetic: CR003370 gRNA targeting Human TTR (Exon 3)

<400> 40

ccucugcaug cucauggaau

20

<210> 41

<211> 20

<212> RNA

<213> Artificial Sequence

<220>

<223> Synthetic: CR003371 gRNA targeting Human TTR (Exon 3)

<400> 41

accucugcau gcucauggaa

20

<210> 42

<211> 20

<212> RNA

<213> Artificial Sequence

<220>

<223> Synthetic: CR003372 gRNA targeting Human TTR (Exon 3)

<400> 42

uacucaccuc ugcaugcuca

20

<210> 43

<211> 20

<212> RNA

<213> Artificial Sequence

<220>

<223> Synthetic: CR003373 gRNA targeting Human TTR (Exon 4)

<400> 43

guauucacag ccaacgacuc

20

<210> 44

<211> 20

<212> RNA

<213> Artificial Sequence

<220>

<223> Synthetic: CR003374 gRNA targeting Human TTR (Exon 4)

<400> 44

gcggcggggg ccggagucgu

20

<210> 45

<211> 20

<212> RNA

<213> Artificial Sequence

<220>

<223> Synthetic: CR003375 gRNA targeting Human TTR (Exon 4)

<400> 45

aaugguguag cggcgggggc

20

<210> 46

<211> 20

<212> RNA

<213> Artificial Sequence

<220>

<223> Synthetic: CR003376 gRNA targeting Human TTR (Exon 4)

<400> 46

cggcaauggu guagcggcgg

20

<210> 47

<211> 20

<212> RNA

<213> Artificial Sequence

<220>

<223> Synthetic: CR003377 gRNA targeting Human TTR (Exon 4)

<400> 47

gcggcaaugg uguagcggcg

20

<210> 48

<211> 20

<212> RNA

<213> Artificial Sequence

<220>

<223> Synthetic: CR003378 gRNA targeting Human TTR (Exon 4)

<400> 48

ggcggcaaug guguagcggc

20

<210> 49

<211> 20

<212> RNA

<213> Artificial Sequence

<220>

<223> Synthetic: CR003379 gRNA targeting Human TTR (Exon 4)

<400> 49

gggcggcaau gguguagcgg

20

<210> 50

<211> 20

<212> RNA

<213> Artificial Sequence

<220>

<223> Synthetic: CR003380 gRNA targeting Human TTR (Exon 4)

<400> 50

gcagggcggc aaugguguag

20

<210> 51

<211> 20

<212> RNA

<213> Artificial Sequence

<220>

<223> Synthetic: CR003381 gRNA targeting Human TTR (Exon 4)

<400> 51

ggggcucagc agggcggcaa

20

<210> 52

<211> 20

<212> RNA

<213> Artificial Sequence

<220>

<223> Synthetic: CR003382 gRNA targeting Human TTR (Exon 4)

<400> 52

ggaguagggg cucagcaggg

20

<210> 53

<211> 20

<212> RNA

<213> Artificial Sequence

<220>

<223> Synthetic: CR003383 gRNA targeting Human TTR (Exon 4)

<400> 53

auaggaguag gggcucagca

20

<210> 54

<211> 20

<212> RNA

<213> Artificial Sequence

<220>

<223> Synthetic: CR003384 gRNA targeting Human TTR (Exon 4)

<400> 54

aauaggagua ggggcucagc

20

<210> 55

<211> 20

<212> RNA

<213> Artificial Sequence

<220>

<223> Synthetic: CR003385 gRNA targeting Human TTR (Exon 4)

<400> 55

cccuacucc uauccacca

20

<210> 56

<211> 20

<212> RNA

<213> Artificial Sequence



<220>

<223> Synthetic: CR003386 gRNA targeting Human TTR (Exon 4)

<400> 56

ccguggugga auaggaguag

20

<210> 57

<211> 20

<212> RNA

<213> Artificial Sequence

<220>

<223> Synthetic: CR003387 gRNA targeting Human TTR (Exon 4)

<400> 57

gccguggugg aauaggagua

20

<210> 58

<211> 20

<212> RNA

<213> Artificial Sequence

<220>

<223> Synthetic: CR003388 gRNA targeting Human TTR (Exon 4)

<400> 58

gacgacagcc gugguggaau

20

<210> 59

<211> 20

<212> RNA

<213> Artificial Sequence

<220>

<223> Synthetic: CR003389 gRNA targeting Human TTR (Exon 4)

<400> 59

auuggugacg acagccgugg

20

<210> 60

<211> 20

<212> RNA

<213> Artificial Sequence

<220>

<223> Synthetic: CR003390 gRNA targeting Human TTR (Exon 4)

<400> 60

gggauuggug acgacagccg

20

<210> 61

<211> 20

<212> RNA

<213> Artificial Sequence

<220>

<223> Synthetic: CR003391 gRNA targeting Human TTR (Exon 4)

<400> 61

ggcugucguc accaauccca

20

<210> 62

<211> 20

<212> RNA

<213> Artificial Sequence

<220>

<223> Synthetic: CR003392 gRNA targeting Human TTR (Exon 4)

<400> 62

agucccucau uccuugggau

20

<210> 63

<211> 20

<212> RNA

<213> Artificial Sequence

<220>

<223> Synthetic: CR005298 gRNA targeting Human TTR (Exon 1)

<400> 63

uccacucauu cuuggcagga

20

<210> 64

<211> 20

<212> RNA

<213> Artificial Sequence

<220>

<223> Synthetic: CR005299 gRNA targeting Human TTR (Exon 4)

<400> 64

agccguggug gaauaggagu

20

<210> 65

<211> 20

<212> RNA

<213> Artificial Sequence

<220>

<223> Synthetic: CR005300 gRNA targeting Human TTR (Exon 1)

<400> 65

ucacagaaac acucaccgua

20

<210> 66

<211> 20

<212> RNA

<213> Artificial Sequence

<220>

<223> Synthetic: CR005301 gRNA targeting Human TTR (Exon 1)

<400> 66

gucacagaaa cacucaccgu

20

<210> 67

<211> 20

<212> RNA

<213> Artificial Sequence

<220>

<223> Synthetic: CR005302 gRNA targeting Human TTR (Exon 2)

<400> 67

acgugucuuc ucuacacca

20

<210> 68

<211> 20

<212> RNA

<213> Artificial Sequence

<220>

<223> Synthetic: CR005303 gRNA targeting Human TTR (Exon 2)

<400> 68

ugaauccaag uguccucuga

20

<210> 69

<211> 20

<212> RNA

<213> Artificial Sequence

<220>

<223> Synthetic: CR005304 gRNA targeting Human TTR (Exon 2)

<400> 69

ggccgugcau guguucagaa

20

<210> 70

<211> 20

<212> RNA

<213> Artificial Sequence

<220>

<223> Synthetic: CR005305 gRNA targeting Human TTR (Exon 3)

<400> 70

uauaggaaaa ccagugaguc

20

<210> 71

<211> 20

<212> RNA

<213> Artificial Sequence

<220>

<223> Synthetic: CR005306 gRNA targeting Human TTR (Exon 3)

<400> 71

aaaucuuacu ggaaggcacu

20

<210> 72

<211> 20

<212> RNA

<213> Artificial Sequence

<220>

<223> Synthetic: CR005307 gRNA targeting Human TTR (Exon 4)

<400> 72

ugucugucuu cucucauagg

20

<210> 73

<211> 20

<212> RNA

<213> Artificial Sequence

<220>

<223> Synthetic: CR000689 gRNA targeting Cyno TTR

<400> 73

acacaaauac caguccagcg

20

<210> 74

<211> 20

<212> RNA

<213> Artificial Sequence

<220>

<223> Synthetic: CR005364 gRNA targeting Cyno TTR

<400> 74

aaaggcugcu gaugagaccu

20

<210> 75

<211> 20

<212> RNA

<213> Artificial Sequence

<220>

<223> Synthetic: CR005365 gRNA targeting Cyno TTR

<400> 75

caugacagc aggacugccu

20

<210> 76

<211> 20

<212> RNA

<213> Artificial Sequence

<220>

<223> Synthetic: CR005366 gRNA targeting Cyno TTR

<400> 76

auaccagucc agcgaggcag

20

<210> 77

<211> 20

<212> RNA

<213> Artificial Sequence

<220>

<223> Synthetic: CR005367 gRNA targeting Cyno TTR

<400> 77

ccaguccagc gaggcagagg

20

<210> 78

<211> 20

<212> RNA

<213> Artificial Sequence

<220>

<223> Synthetic: CR005368 gRNA targeting Cyno TTR

<400> 78

ccuccucugc cucgcuggac

20

<210> 79

<211> 20

<212> RNA

<213> Artificial Sequence

<220>

<223> Synthetic: CR005369 gRNA targeting Cyno TTR

<400> 79

aaaguucuag augccguccg

20

<210> 80

<211> 20

<212> RNA

<213> Artificial Sequence

<220>

<223> Synthetic: CR005370 gRNA targeting Cyno TTR

<400> 80

acuugucuuc ucuaaaccca

20

<210> 81

<211> 20

<212> RNA

<213> Artificial Sequence

<220>

<223> Synthetic: CR005371 gRNA targeting Cyno TTR

<400> 81

aagugacuuc caguaagauu

20

<210> 82

<211> 20

<212> RNA

<213> Artificial Sequence

<220>

<223> Synthetic: CR005372 gRNA targeting Cyno TTR

<400> 82

aaaaggcugc ugaugagacc

20

<210> 83

<400> 83

000

<210> 84

<400> 84

000

<210> 85

<400> 85

000

<210> 86

<400> 86  
000

<210> 87  
<211> 100  
<212> RNA  
<213> Artificial Sequence

<220>  
<223> Synthetic: G000480 sgRNA modified sequence targeting Human TTR

<220>  
<221> modified\_base  
<222> (1)..(3)  
<223> PS linkage, 2'-O-Me nucleotide

<220>  
<221> modified\_base  
<222> (29)..(40)  
<223> 2'-O-Me nucleotide

<220>  
<221> modified\_base  
<222> (69)..(96)  
<223> 2'-O-Me nucleotide

<220>  
<221> modified\_base  
<222> (97)..(100)  
<223> PS linkage, 2'-O-Me nucleotide

<400> 87  
aaaggcugcu gaugacaccu guuuuagagc uagaaauagc aaguuaaaau aaggcuaguc 60  
cguaaucaac uugaaaaagu ggcaccgagu cggugcuuuu 100

<210> 88  
<211> 100  
<212> RNA  
<213> Artificial Sequence

<220>  
<223> Synthetic: G000481 sgRNA modified sequence targeting Human TTR



<220>  
 <221> modified\_base  
 <222> (1)..(3)  
 <223> PS linkage, 2'-O-Me nucleotide

<220>  
 <221> modified\_base  
 <222> (29)..(40)  
 <223> 2'-O-Me nucleotide

<220>  
 <221> modified\_base  
 <222> (69)..(96)  
 <223> 2'-O-Me nucleotide

<220>  
 <221> modified\_base  
 <222> (97)..(100)  
 <223> PS linkage, 2'-O-Me nucleotide

<400> 88  
 ucuagaacuu ugaccaucag guuuuagagc uagaaauagc aaguuaaaau aaggcuaguc 60

cguuaucaac uugaaaaagu ggcaccgagu cggugcuuuu 100

<210> 89  
 <211> 100  
 <212> RNA  
 <213> Artificial Sequence

<220>  
 <223> Synthetic: G000482 sgRNA modified sequence targeting Human TTR

<220>  
 <221> modified\_base  
 <222> (1)..(3)  
 <223> PS linkage, 2'-O-Me nucleotide

<220>  
 <221> modified\_base  
 <222> (29)..(40)  
 <223> 2'-O-Me nucleotide

<220>  
 <221> modified\_base  
 <222> (69)..(96)

<223> 2'-O-Me nucleotide

<220>  
 <221> modified\_base  
 <222> (97)..(100)  
 <223> PS linkage, 2'-O-Me nucleotide

<400> 89  
 uguagaaggg auauacaaag guuuuagagc uagaaauagc aaguuaaaau aaggcuaguc 60  
 cguuaucaac uugaaaaagu ggcaccgagu cggugcuuuu 100

<210> 90  
 <211> 100  
 <212> RNA  
 <213> Artificial Sequence

<220>  
 <223> Synthetic: G000483 sgRNA modified sequence targeting Human TTR

<220>  
 <221> modified\_base  
 <222> (1)..(3)  
 <223> PS linkage, 2'-O-Me nucleotide

<220>  
 <221> modified\_base  
 <222> (29)..(40)  
 <223> 2'-O-Me nucleotide

<220>  
 <221> modified\_base  
 <222> (69)..(96)  
 <223> 2'-O-Me nucleotide

<220>  
 <221> modified\_base  
 <222> (97)..(100)  
 <223> PS linkage, 2'-O-Me nucleotide

<400> 90  
 uccacucauu cuuggcagga guuuuagagc uagaaauagc aaguuaaaau aaggcuaguc 60  
 cguuaucaac uugaaaaagu ggcaccgagu cggugcuuuu 100

<210> 91  
<211> 100  
<212> RNA  
<213> Artificial Sequence

<220>  
<223> Synthetic: G000484 sgRNA modified sequence targeting Human TTR

<220>  
<221> modified\_base  
<222> (1)..(3)  
<223> PS linkage, 2'-O-Me nucleotide

<220>  
<221> modified\_base  
<222> (29)..(40)  
<223> 2'-O-Me nucleotide

<220>  
<221> modified\_base  
<222> (69)..(96)  
<223> 2'-O-Me nucleotide

<220>  
<221> modified\_base  
<222> (97)..(100)  
<223> PS linkage, 2'-O-Me nucleotide

<400> 91  
agacaccaaa ucuuacugga guuuuagagc uagaaauagc aaguuaaaau aaggcuaguc 60  
cguaaucaac uugaaaaagu ggcaccgagu cggugcuuuu 100

<210> 92  
<211> 100  
<212> RNA  
<213> Artificial Sequence

<220>  
<223> Synthetic: G000485 sgRNA modified sequence targeting Human TTR

<220>  
<221> modified\_base  
<222> (1)..(3)  
<223> PS linkage, 2'-O-Me nucleotide

<220>  
<221> modified\_base  
<222> (29)..(40)  
<223> 2'-O-Me nucleotide

<220>  
<221> modified\_base  
<222> (69)..(96)  
<223> 2'-O-Me nucleotide

<220>  
<221> modified\_base  
<222> (97)..(100)  
<223> PS linkage, 2'-O-Me nucleotide

<400> 92  
ccuccucugc cuugcuggac guuuuagagc uagaaauagc aaguuaaaau aaggcuaguc 60  
cguaaucaac uugaaaaagu ggcaccgagu cggugcuuuu 100

<210> 93  
<211> 100  
<212> RNA  
<213> Artificial Sequence

<220>  
<223> Synthetic: G000486 sgRNA modified sequence targeting Human TTR

<220>  
<221> modified\_base  
<222> (1)..(3)  
<223> PS linkage, 2'-O-Me nucleotide

<220>  
<221> modified\_base  
<222> (29)..(40)  
<223> 2'-O-Me nucleotide

<220>  
<221> modified\_base  
<222> (69)..(96)  
<223> 2'-O-Me nucleotide

<220>  
<221> modified\_base

```

<222> (97)..(100)
<223> PS linkage, 2'-O-Me nucleotide

<400> 93
acacaaauac caguccagca guuuuagagc uagaaauagc aaguuaaaau aaggcuaguc      60

cguaaucaac uugaaaaagu ggcaccgagu cggugcuuuu      100

<210> 94
<211> 100
<212> RNA
<213> Artificial Sequence

<220>
<223> Synthetic: G000487 sgRNA modified sequence targeting Human TTR

<220>
<221> modified_base
<222> (1)..(3)
<223> PS linkage, 2'-O-Me nucleotide

<220>
<221> modified_base
<222> (29)..(40)
<223> 2'-O-Me nucleotide

<220>
<221> modified_base
<222> (69)..(96)
<223> 2'-O-Me nucleotide

<220>
<221> modified_base
<222> (97)..(100)
<223> PS linkage, 2'-O-Me nucleotide

<400> 94
uucuuuggca acuuaccag guuuuagagc uagaaauagc aaguuaaaau aaggcuaguc      60

cguaaucaac uugaaaaagu ggcaccgagu cggugcuuuu      100

<210> 95
<211> 100
<212> RNA
<213> Artificial Sequence

```

<220>

<223> Synthetic: G000488 sgRNA modified sequence targeting Human TTR

<220>

<221> modified\_base

<222> (1)..(3)

<223> PS linkage, 2'-O-Me nucleotide

<220>

<221> modified\_base

<222> (29)..(40)

<223> 2'-O-Me nucleotide

<220>

<221> modified\_base

<222> (69)..(96)

<223> 2'-O-Me nucleotide

<220>

<221> modified\_base

<222> (97)..(100)

<223> PS linkage, 2'-O-Me nucleotide

<400> 95

aaaguucuag augcuguccg guuuuagagc uagaaauagc aaguuaaaau aaggcuaguc 60

cguuaucaac uugaaaaagu ggcaccgagu cggugcuuuu 100

<210> 96

<211> 100

<212> RNA

<213> Artificial Sequence

<220>

<223> Synthetic: G000489 sgRNA modified sequence targeting Human TTR

<220>

<221> modified\_base

<222> (1)..(3)

<223> PS linkage, 2'-O-Me nucleotide

<220>

<221> modified\_base

<222> (29)..(40)

```

<223> 2'-O-Me nucleotide

<220>
<221> modified_base
<222> (69)..(96)
<223> 2'-O-Me nucleotide

<220>
<221> modified_base
<222> (97)..(100)
<223> PS linkage, 2'-O-Me nucleotide

<400> 96
uuugaccauc agaggacacu guuuuagagc uagaaauagc aaguuaaaau aaggcuaguc      60

cguaaucaac uugaaaaagu ggcaccgagu cggugcuuuu      100

<210> 97
<211> 100
<212> RNA
<213> Artificial Sequence

<220>
<223> Synthetic: G000490 sgRNA modified sequence targeting Human TTR

<220>
<221> modified_base
<222> (1)..(3)
<223> PS linkage, 2'-O-Me nucleotide

<220>
<221> modified_base
<222> (29)..(40)
<223> 2'-O-Me nucleotide

<220>
<221> modified_base
<222> (69)..(96)
<223> 2'-O-Me nucleotide

<220>
<221> modified_base
<222> (97)..(100)
<223> PS linkage, 2'-O-Me nucleotide

<400> 97

```

aaauagacac caaauuuuac guuuuagagc uagaaauagc aaguuaaaau aaggcuaguc 60

cguuaucaac uugaaaaagu ggcaccgagu cggugcuuuu 100

<210> 98  
 <211> 100  
 <212> RNA  
 <213> Artificial Sequence

<220>  
 <223> Synthetic: G000491 sgRNA modified sequence targeting Human TTR

<220>  
 <221> modified\_base  
 <222> (1)..(3)  
 <223> PS linkage, 2'-O-Me nucleotide

<220>  
 <221> modified\_base  
 <222> (29)..(40)  
 <223> 2'-O-Me nucleotide

<220>  
 <221> modified\_base  
 <222> (69)..(96)  
 <223> 2'-O-Me nucleotide

<220>  
 <221> modified\_base  
 <222> (97)..(100)  
 <223> PS linkage, 2'-O-Me nucleotide

<400> 98  
 auaccagucc agcaaggcag guuuuagagc uagaaauagc aaguuaaaau aaggcuaguc 60

cguuaucaac uugaaaaagu ggcaccgagu cggugcuuuu 100

<210> 99  
 <211> 100  
 <212> RNA  
 <213> Artificial Sequence

<220>  
 <223> Synthetic: G000492 sgRNA modified sequence targeting Human TTR



<220>  
<221> modified\_base  
<222> (1)..(3)  
<223> PS linkage, 2'-O-Me nucleotide

<220>  
<221> modified\_base  
<222> (29)..(40)  
<223> 2'-O-Me nucleotide

<220>  
<221> modified\_base  
<222> (69)..(96)  
<223> 2'-O-Me nucleotide

<220>  
<221> modified\_base  
<222> (97)..(100)  
<223> PS linkage, 2'-O-Me nucleotide

<400> 99  
cuucucuaca cccagggcac guuuuagagc uagaaauagc aaguuaaaau aaggcuaguc 60  
  
cguuaucaac uugaaaaagu ggcaccgagu cggugcuuuu 100

<210> 100  
<211> 100  
<212> RNA  
<213> Artificial Sequence

<220>  
<223> Synthetic: G000493 sgRNA modified sequence targeting Human TTR

<220>  
<221> modified\_base  
<222> (1)..(3)  
<223> PS linkage, 2'-O-Me nucleotide

<220>  
<221> modified\_base  
<222> (29)..(40)  
<223> 2'-O-Me nucleotide

<220>  
<221> modified\_base

```

<222> (69)..(96)
<223> 2'-O-Me nucleotide

<220>
<221> modified_base
<222> (97)..(100)
<223> PS linkage, 2'-O-Me nucleotide

<400> 100
aagugccuuc caguaagau guuuuagagc uagaaauagc aaguuaaaau aaggcuaguc      60

cguaaucaac uugaaaaagu ggcaccgagu cggugcuuuu      100

<210> 101
<211> 100
<212> RNA
<213> Artificial Sequence

<220>
<223> Synthetic: G000494 sgRNA modified sequence targeting Human TTR

<220>
<221> modified_base
<222> (1)..(3)
<223> PS linkage, 2'-O-Me nucleotide

<220>
<221> modified_base
<222> (29)..(40)
<223> 2'-O-Me nucleotide

<220>
<221> modified_base
<222> (69)..(96)
<223> 2'-O-Me nucleotide

<220>
<221> modified_base
<222> (97)..(100)
<223> PS linkage, 2'-O-Me nucleotide

<400> 101
gugagucugg agagcugcau guuuuagagc uagaaauagc aaguuaaaau aaggcuaguc      60

cguaaucaac uugaaaaagu ggcaccgagu cggugcuuuu      100

```

<210> 102  
<211> 100  
<212> RNA  
<213> Artificial Sequence

<220>  
<223> Synthetic: G000495 sgRNA modified sequence targeting Human TTR

<220>  
<221> modified\_base  
<222> (1)..(3)  
<223> PS linkage, 2'-O-Me nucleotide

<220>  
<221> modified\_base  
<222> (29)..(40)  
<223> 2'-O-Me nucleotide

<220>  
<221> modified\_base  
<222> (69)..(96)  
<223> 2'-O-Me nucleotide

<220>  
<221> modified\_base  
<222> (97)..(100)  
<223> PS linkage, 2'-O-Me nucleotide

<400> 102  
cagaggacac uuggauucac guuuuagagc uagaaauagc aaguuaaaau aaggcuaguc 60  
cguaaucaac uugaaaaagu ggcaccgagu cggugcuuuu 100

<210> 103  
<211> 100  
<212> RNA  
<213> Artificial Sequence

<220>  
<223> Synthetic: G000496 sgRNA modified sequence targeting Human TTR

<220>  
<221> modified\_base  
<222> (1)..(3)

<223> PS linkage, 2'-O-Me nucleotide

<220>

<221> modified\_base

<222> (29)..(40)

<223> 2'-O-Me nucleotide

<220>

<221> modified\_base

<222> (69)..(96)

<223> 2'-O-Me nucleotide

<220>

<221> modified\_base

<222> (97)..(100)

<223> PS linkage, 2'-O-Me nucleotide

<400> 103

ggccgugcau guguucagaa guuuuagagc uagaaauagc aaguuaaaau aaggcuaguc 60

cguuaucaac uugaaaaagu ggcaccgagu cggugcuuuu 100

<210> 104

<211> 100

<212> RNA

<213> Artificial Sequence

<220>

<223> Synthetic: G000497 sgRNA modified sequence targeting Human TTR

<220>

<221> modified\_base

<222> (1)..(3)

<223> PS linkage, 2'-O-Me nucleotide

<220>

<221> modified\_base

<222> (29)..(40)

<223> 2'-O-Me nucleotide

<220>

<221> modified\_base

<222> (69)..(96)

<223> 2'-O-Me nucleotide

<220>

<221> modified\_base  
 <222> (97)..(100)  
 <223> PS linkage, 2'-O-Me nucleotide

<400> 104  
 cugcuccucc ucugccuugc guuuuagagc uagaaauagc aaguuaaaau aaggcuaguc 60  
 cguaaucaac uugaaaaagu ggcaccgagu cggugcuuuu 100

<210> 105  
 <211> 100  
 <212> RNA  
 <213> Artificial Sequence

<220>  
 <223> Synthetic: G000498 sgRNA modified sequence targeting Human TTR

<220>  
 <221> modified\_base  
 <222> (1)..(3)  
 <223> PS linkage, 2'-O-Me nucleotide

<220>  
 <221> modified\_base  
 <222> (29)..(40)  
 <223> 2'-O-Me nucleotide

<220>  
 <221> modified\_base  
 <222> (69)..(96)  
 <223> 2'-O-Me nucleotide

<220>  
 <221> modified\_base  
 <222> (97)..(100)  
 <223> PS linkage, 2'-O-Me nucleotide

<400> 105  
 agugagucug gagagcugca guuuuagagc uagaaauagc aaguuaaaau aaggcuaguc 60  
 cguaaucaac uugaaaaagu ggcaccgagu cggugcuuuu 100

<210> 106  
 <211> 100  
 <212> RNA

<213> Artificial Sequence

<220>

<223> Synthetic: G000499 sgRNA modified sequence targeting Human TTR

<220>

<221> modified\_base

<222> (1)..(3)

<223> PS linkage, 2'-O-Me nucleotide

<220>

<221> modified\_base

<222> (29)..(40)

<223> 2'-O-Me nucleotide

<220>

<221> modified\_base

<222> (69)..(96)

<223> 2'-O-Me nucleotide

<220>

<221> modified\_base

<222> (97)..(100)

<223> PS linkage, 2'-O-Me nucleotide

<400> 106

ugaauccaag uguccucuga guuuuagagc uagaaaagc aaguuaaaau aaggcuaguc 60

cguuaucaac uugaaaaagu ggcaccgagu cggugcuuuu 100

<210> 107

<211> 100

<212> RNA

<213> Artificial Sequence

<220>

<223> Synthetic: G000500 sgRNA modified sequence targeting Human TTR

<220>

<221> modified\_base

<222> (1)..(3)

<223> PS linkage, 2'-O-Me nucleotide

<220>

<221> modified\_base

```

<222> (29)..(40)
<223> 2'-O-Me nucleotide

<220>
<221> modified_base
<222> (69)..(96)
<223> 2'-O-Me nucleotide

<220>
<221> modified_base
<222> (97)..(100)
<223> PS linkage, 2'-O-Me nucleotide

<400> 107
ccaguccagc aaggcagagg guuuuagagc uagaaauagc aaguuaaaau aaggcuaguc      60

cguaaucaac uugaaaaagu ggcaccgagu cggugcuuuu      100

<210> 108
<211> 100
<212> RNA
<213> Artificial Sequence

<220>
<223> Synthetic: G000501 sgRNA modified sequence targeting Human TTR

<220>
<221> modified_base
<222> (1)..(3)
<223> PS linkage, 2'-O-Me nucleotide

<220>
<221> modified_base
<222> (29)..(40)
<223> 2'-O-Me nucleotide

<220>
<221> modified_base
<222> (69)..(96)
<223> 2'-O-Me nucleotide

<220>
<221> modified_base
<222> (97)..(100)
<223> PS linkage, 2'-O-Me nucleotide

```

<400> 108  
 ucacagaaac acucaccgua guuuuagagc uagaaauagc aaguuaaaau aaggcuaguc 60  
 cguuaucaac uugaaaaagu ggcaccgagu cggugcuuuu 100

<210> 109  
 <211> 100  
 <212> RNA  
 <213> Artificial Sequence

<220>  
 <223> Synthetic: G000567 sgRNA modified sequence targeting Human TTR

<220>  
 <221> modified\_base  
 <222> (1)..(3)  
 <223> PS linkage, 2'-O-Me nucleotide

<220>  
 <221> modified\_base  
 <222> (29)..(40)  
 <223> 2'-O-Me nucleotide

<220>  
 <221> modified\_base  
 <222> (69)..(96)  
 <223> 2'-O-Me nucleotide

<220>  
 <221> modified\_base  
 <222> (97)..(100)  
 <223> PS linkage, 2'-O-Me nucleotide

<400> 109  
 gaaaggcugc ugaugacacc guuuuagagc uagaaauagc aaguuaaaau aaggcuaguc 60  
 cguuaucaac uugaaaaagu ggcaccgagu cggugcuuuu 100

<210> 110  
 <211> 100  
 <212> RNA  
 <213> Artificial Sequence

<220>  
 <223> Synthetic: G000568 sgRNA modified sequence targeting Human TTR



<220>  
<221> modified\_base  
<222> (1)..(3)  
<223> PS linkage, 2'-O-Me nucleotide

<220>  
<221> modified\_base  
<222> (29)..(40)  
<223> 2'-O-Me nucleotide

<220>  
<221> modified\_base  
<222> (69)..(96)  
<223> 2'-O-Me nucleotide

<220>  
<221> modified\_base  
<222> (97)..(100)  
<223> PS linkage, 2'-O-Me nucleotide

<400> 110  
ggcugucguc accaauccca guuuuagagc uagaaauagc aaguuaaaau aaggcuaguc 60  
cguuaucaac uugaaaaagu ggcaccgagu cggugcuuuu 100

<210> 111  
<211> 100  
<212> RNA  
<213> Artificial Sequence

<220>  
<223> Synthetic: G000570 sgRNA modified sequence targeting Human TTR

<220>  
<221> modified\_base  
<222> (1)..(3)  
<223> PS linkage, 2'-O-Me nucleotide

<220>  
<221> modified\_base  
<222> (29)..(40)  
<223> 2'-O-Me nucleotide

<220>

```

<221> modified_base
<222> (69)..(96)
<223> 2'-O-Me nucleotide

<220>
<221> modified_base
<222> (97)..(100)
<223> PS linkage, 2'-O-Me nucleotide

<400> 111
caugauggc aggacugccu guuuuagagc uagaaauagc aaguuaaaau aaggcuaguc      60

cguaaucaac uugaaaaagu ggcaccgagu cggugcuuuu                               100

<210> 112
<211> 100
<212> RNA
<213> Artificial Sequence

<220>
<223> Synthetic: G000571 sgRNA modified sequence targeting Human TTR

<220>
<221> modified_base
<222> (1)..(3)
<223> PS linkage, 2'-O-Me nucleotide

<220>
<221> modified_base
<222> (29)..(40)
<223> 2'-O-Me nucleotide

<220>
<221> modified_base
<222> (69)..(96)
<223> 2'-O-Me nucleotide

<220>
<221> modified_base
<222> (97)..(100)
<223> PS linkage, 2'-O-Me nucleotide

<400> 112
gucacagaaa cacucaccgu guuuuagagc uagaaauagc aaguuaaaau aaggcuaguc      60

cguaaucaac uugaaaaagu ggcaccgagu cggugcuuuu                               100

```

<210> 113  
<211> 100  
<212> RNA  
<213> Artificial Sequence

<220>  
<223> Synthetic: G000572 sgRNA modified sequence targeting Human TTR

<220>  
<221> modified\_base  
<222> (1)..(3)  
<223> PS linkage, 2'-O-Me nucleotide

<220>  
<221> modified\_base  
<222> (29)..(40)  
<223> 2'-O-Me nucleotide

<220>  
<221> modified\_base  
<222> (69)..(96)  
<223> 2'-O-Me nucleotide

<220>  
<221> modified\_base  
<222> (97)..(100)  
<223> PS linkage, 2'-O-Me nucleotide

<400> 113  
cccuacucc uauccacca guuuuagagc uagaaauagc aaguuaaaau aaggcuaguc 60  
cguaaucaac uugaaaaagu ggcaccgagu cggugcuuuu 100

<210> 114  
<211> 100  
<212> RNA  
<213> Artificial Sequence

<220>  
<223> Synthetic: G000502 sgRNA modified sequence targeting Cyno TTR

<220>  
<221> modified\_base

<222> (1)..(3)  
 <223> PS linkage, 2'-O-Me nucleotide

<220>  
 <221> modified\_base  
 <222> (29)..(40)  
 <223> 2'-O-Me nucleotide

<220>  
 <221> modified\_base  
 <222> (69)..(96)  
 <223> 2'-O-Me nucleotide

<220>  
 <221> modified\_base  
 <222> (97)..(100)  
 <223> PS linkage, 2'-O-Me nucleotide

<400> 114  
 acacaaauac caguccagcg guuuuagagc uagaaauagc aaguuaaaau aaggcuaguc 60  
 cguaaucaac uugaaaaagu ggcaccgagu cggugcuuuu 100

<210> 115  
 <211> 100  
 <212> RNA  
 <213> Artificial Sequence

<220>  
 <223> Synthetic: G000503 sgRNA modified sequence targeting Cyno TTR

<220>  
 <221> modified\_base  
 <222> (1)..(3)  
 <223> PS linkage, 2'-O-Me nucleotide

<220>  
 <221> modified\_base  
 <222> (29)..(40)  
 <223> 2'-O-Me nucleotide

<220>  
 <221> modified\_base  
 <222> (69)..(96)  
 <223> 2'-O-Me nucleotide

```

<220>
<221> modified_base
<222> (97)..(100)
<223> PS linkage, 2'-O-Me nucleotide

<400> 115
aaaaggcugc ugaugagacc guuuuagagc uagaaaauagc aaguuaaaau aaggcuaguc      60
cguuaucaac uugaaaaagu ggcaccgagu cggugcuuuu                                100

<210> 116
<211> 100
<212> RNA
<213> Artificial Sequence

<220>
<223> Synthetic: G000504 sgRNA modified sequence targeting Cyno TTR

<220>
<221> modified_base
<222> (1)..(3)
<223> PS linkage, 2'-O-Me nucleotide

<220>
<221> modified_base
<222> (29)..(40)
<223> 2'-O-Me nucleotide

<220>
<221> modified_base
<222> (69)..(96)
<223> 2'-O-Me nucleotide

<220>
<221> modified_base
<222> (97)..(100)
<223> PS linkage, 2'-O-Me nucleotide

<400> 116
aaaggcugcu gaugagaccu guuuuagagc uagaaaauagc aaguuaaaau aaggcuaguc      60
cguuaucaac uugaaaaagu ggcaccgagu cggugcuuuu                                100

<210> 117
<211> 100

```

<212> RNA

<213> Artificial Sequence

<220>

<223> Synthetic: G000505 sgRNA modified sequence targeting Cyno TTR

<220>

<221> modified\_base

<222> (1)..(3)

<223> PS linkage, 2'-O-Me nucleotide

<220>

<221> modified\_base

<222> (29)..(40)

<223> 2'-O-Me nucleotide

<220>

<221> modified\_base

<222> (69)..(96)

<223> 2'-O-Me nucleotide

<220>

<221> modified\_base

<222> (97)..(100)

<223> PS linkage, 2'-O-Me nucleotide

<400> 117

caugacagc aggacugccu guuuuagagc uagaaauagc aaguuaaaau aaggcuaguc 60

cguuaucaac uugaaaaagu ggcaccgagu cggugcuuuu 100

<210> 118

<211> 100

<212> RNA

<213> Artificial Sequence

<220>

<223> Synthetic: G000506 sgRNA modified sequence targeting Cyno TTR

<220>

<221> modified\_base

<222> (1)..(3)

<223> PS linkage, 2'-O-Me nucleotide

<220>

<221> modified\_base  
<222> (29)..(40)  
<223> 2'-O-Me nucleotide

<220>  
<221> modified\_base  
<222> (69)..(96)  
<223> 2'-O-Me nucleotide

<220>  
<221> modified\_base  
<222> (97)..(100)  
<223> PS linkage, 2'-O-Me nucleotide

<400> 118  
auaccagucc agcgaggcag guuuuagagc uagaaauagc aaguuaaaau aaggcuaguc 60  
cguaaucaac uugaaaaagu ggcaccgagu cggugcuuuu 100

<210> 119  
<211> 100  
<212> RNA  
<213> Artificial Sequence

<220>  
<223> Synthetic: G000507 sgRNA modified sequence targeting Cyno TTR

<220>  
<221> modified\_base  
<222> (1)..(3)  
<223> PS linkage, 2'-O-Me nucleotide

<220>  
<221> modified\_base  
<222> (29)..(40)  
<223> 2'-O-Me nucleotide

<220>  
<221> modified\_base  
<222> (69)..(96)  
<223> 2'-O-Me nucleotide

<220>  
<221> modified\_base  
<222> (97)..(100)  
<223> PS linkage, 2'-O-Me nucleotide

<400> 119  
ccaguccagc gaggcagagg guuuuagagc uagaaauagc aaguuaaaau aaggcuaguc 60

cguuaucaac uugaaaaagu ggcaccgagu cggugcuuuu 100

<210> 120  
<211> 100  
<212> RNA  
<213> Artificial Sequence

<220>  
<223> Synthetic: G000508 sgRNA modified sequence targeting Cyno TTR

<220>  
<221> modified\_base  
<222> (1)..(3)  
<223> PS linkage, 2'-O-Me nucleotide

<220>  
<221> modified\_base  
<222> (29)..(40)  
<223> 2'-O-Me nucleotide

<220>  
<221> modified\_base  
<222> (69)..(96)  
<223> 2'-O-Me nucleotide

<220>  
<221> modified\_base  
<222> (97)..(100)  
<223> PS linkage, 2'-O-Me nucleotide

<400> 120  
ccuccucugc cucgcuggac guuuuagagc uagaaauagc aaguuaaaau aaggcuaguc 60

cguuaucaac uugaaaaagu ggcaccgagu cggugcuuuu 100

<210> 121  
<211> 100  
<212> RNA  
<213> Artificial Sequence

<220>



<223> Synthetic: G000509 sgRNA modified sequence targeting Cyno TTR

<220>

<221> modified\_base

<222> (1)..(3)

<223> PS linkage, 2'-O-Me nucleotide

<220>

<221> modified\_base

<222> (29)..(40)

<223> 2'-O-Me nucleotide

<220>

<221> modified\_base

<222> (69)..(96)

<223> 2'-O-Me nucleotide

<220>

<221> modified\_base

<222> (97)..(100)

<223> PS linkage, 2'-O-Me nucleotide

<400> 121

aaaguucuag augccguccg guuuuagagc uagaaauagc aaguuaaaau aaggcuaguc 60

cguuaucaac uugaaaaagu ggcaccgagu cggugcuuuu 100

<210> 122

<211> 100

<212> RNA

<213> Artificial Sequence

<220>

<223> Synthetic: G000510 sgRNA modified sequence targeting Cyno TTR

<220>

<221> modified\_base

<222> (1)..(3)

<223> PS linkage, 2'-O-Me nucleotide

<220>

<221> modified\_base

<222> (29)..(40)

<223> 2'-O-Me nucleotide

```

<220>
<221> modified_base
<222> (69)..(96)
<223> 2'-O-Me nucleotide

<220>
<221> modified_base
<222> (97)..(100)
<223> PS linkage, 2'-O-Me nucleotide

<400> 122
acuugucuuc ucuauaccca guuuuagagc uagaaauagc aaguuaaaau aaggcuaguc      60

cguuaucaac uugaaaaagu ggcaccgagu cggugcuuuu                               100

<210> 123
<211> 100
<212> RNA
<213> Artificial Sequence

<220>
<223> Synthetic: G000511 sgRNA modified sequence targeting Cyno TTR

<220>
<221> modified_base
<222> (1)..(3)
<223> PS linkage, 2'-O-Me nucleotide

<220>
<221> modified_base
<222> (29)..(40)
<223> 2'-O-Me nucleotide

<220>
<221> modified_base
<222> (69)..(96)
<223> 2'-O-Me nucleotide

<220>
<221> modified_base
<222> (97)..(100)
<223> PS linkage, 2'-O-Me nucleotide

<400> 123
aagugacuuc caguaagauu guuuuagagc uagaaauagc aaguuaaaau aaggcuaguc      60

```

cguaaucaac uugaaaaagu ggcaccgagu cggugcuuuu

100

<210> 124  
 <211> 100  
 <212> RNA  
 <213> Artificial Sequence

<220>  
 <223> Synthetic: G000282 sgRNA modified sequence targeting Mouse TTR

<220>  
 <221> modified\_base  
 <222> (1)..(3)  
 <223> PS linkage, 2'-O-Me nucleotide

<220>  
 <221> modified\_base  
 <222> (29)..(40)  
 <223> 2'-O-Me nucleotide

<220>  
 <221> modified\_base  
 <222> (69)..(96)  
 <223> 2'-O-Me nucleotide

<220>  
 <221> modified\_base  
 <222> (97)..(100)  
 <223> PS linkage, 2'-O-Me nucleotide

<400> 124  
 uuacagccac gucuacagca guuuuagagc uagaaauagc aaguuaaaau aaggcuaguc 60

cguaaucaac uugaaaaagu ggcaccgagu cggugcuuuu 100

<210> 125

<400> 125  
 000

<210> 126

<400> 126  
 000

<210> 127

<400> 127  
000

<210> 128

<400> 128  
000

<210> 129

<400> 129  
000

<210> 130

<400> 130  
000

<210> 131

<400> 131  
000

<210> 132

<400> 132  
000

<210> 133

<400> 133  
000

<210> 134

<400> 134  
000

<210> 135

<400> 135  
000

<210> 136

<400> 136

000

<210> 137

<400> 137

000

<210> 138

<400> 138

000

<210> 139

<400> 139

000

<210> 140

<400> 140

000

<210> 141

<400> 141

000

<210> 142

<400> 142

000

<210> 143

<400> 143

000

<210> 144

<400> 144

000

<210> 145

<400> 145

000

<210> 146

<400> 146  
000

<210> 147

<400> 147  
000

<210> 148

<400> 148  
000

<210> 149

<400> 149  
000

<210> 150

<400> 150  
000

<210> 151

<400> 151  
000

<210> 152

<400> 152  
000

<210> 153

<400> 153  
000

<210> 154

<400> 154  
000

<210> 155

<400> 155  
000

<210> 156

<400> 156  
000

<210> 157

<400> 157  
000

<210> 158

<400> 158  
000

<210> 159

<400> 159  
000

<210> 160

<400> 160  
000

<210> 161

<400> 161  
000

<210> 162

<400> 162  
000

<210> 163

<400> 163  
000

<210> 164

<400> 164  
000

<210> 165

<400> 165  
000

<210> 166

<400> 166  
000

<210> 167

<400> 167  
000

<210> 168

<400> 168  
000

<210> 169

<400> 169  
000

<210> 170

<400> 170  
000

<210> 171

<400> 171  
000

<210> 172

<400> 172  
000

<210> 173

<400> 173  
000

<210> 174

<400> 174  
000



<210> 175

<400> 175  
000

<210> 176

<400> 176  
000

<210> 177

<400> 177  
000

<210> 178

<400> 178  
000

<210> 179

<400> 179  
000

<210> 180

<400> 180  
000

<210> 181

<400> 181  
000

<210> 182

<400> 182  
000

<210> 183

<400> 183  
000

<210> 184

<400> 184

000

<210> 185

<400> 185

000

<210> 186

<400> 186

000

<210> 187

<400> 187

000

<210> 188

<400> 188

000

<210> 189

<400> 189

000

<210> 190

<400> 190

000

<210> 191

<400> 191

000

<210> 192

<400> 192

000

<210> 193

<400> 193

000

<210> 194

<400> 194  
000

<210> 195

<400> 195  
000

<210> 196

<400> 196  
000

<210> 197

<400> 197  
000

<210> 198

<400> 198  
000

<210> 199

<400> 199  
000

<210> 200

<400> 200  
000

<210> 201

<211> 4140

<212> DNA

<213> Artificial Sequence

<220>

<223> Synthetic: DNA coding sequence of Cas9 using the thymidine analog  
of the minimal uridine codons listed in Table 3, with start and  
stop codons

<400> 201

atggacaaga agtacagcat cggactggac atcggaaaca acagcgtcgg atgggcagtc 60

atcacagacg aatacaaggt cccgagcaag aagttcaagg tcctgggaaa cacagacaga 120

2018-09-27\_01155-0013-00PCT\_ST25.txt

cacagcatca	agaagaacct	gatcggagca	ctgctgttcg	acagcggaga	aacagcagaa	180
gcaacaagac	tgaagagaac	agcaagaaga	agatacacia	gaagaaagaa	cagaatctgc	240
tacctgcagg	aaatcttcag	caacgaaatg	gcaaaggtcg	acgacagctt	cttccacaga	300
ctggaagaaa	gcttcctggt	cgaagaagac	aagaagcacg	aaagacaccc	gatcttcgga	360
aacatcgtcg	acgaagtcgc	ataccacgaa	aagtacccga	caatctacca	cctgagaaag	420
aagctggtcg	acagcacaga	caaggcagac	ctgagactga	tctacctggc	actggcacac	480
atgatcaagt	tcagaggaca	cttcctgata	gaaggagacc	tgaacccgga	caacagcgac	540
gtcgacaagc	tgttcatcca	gctgggtccag	acatacaacc	agctgttcga	agaaaacccg	600
atcaacgcaa	gcggagtcga	cgcaaaggca	atcctgagcg	caagactgag	caagagcaga	660
agactggaaa	acctgatcgc	acagctgccg	ggagaaaaga	agaacggact	gttcggaaac	720
ctgatcgcac	tgagcctggg	actgacaccg	aacttcaaga	gcaacttcga	cctggcagaa	780
gacgcaaagc	tgacagctgag	caaggacaca	tacgacgacg	acctggacaa	cctgctggca	840
cagatcggag	accagtacgc	agacctgttc	ctggcagcaa	agaacctgag	cgacgcaatc	900
ctgctgagcg	acatcctgag	agtcaacaca	gaaatcacia	aggcaccgct	gagcgcaagc	960
atgatcaaga	gatacgacga	acaccaccag	gacctgacac	tgctgaaggc	actggtcaga	1020
cagcagctgc	cggaaaagta	caaggaaatc	ttcttcgacc	agagcaagaa	cggatacgca	1080
ggatacatcg	acggaggagc	aagccaggaa	gaattctaca	agttcatcaa	gccgatcctg	1140
gaaaagatgg	acggaacaga	agaactgctg	gtcaagctga	acagagaaga	cctgctgaga	1200
aagcagagaa	cattcgacaa	cggaagcatc	ccgcaccaga	tccacctggg	agaactgcac	1260
gcaatcctga	gaagacagga	agacttctac	ccgttcctga	aggacaacag	agaaaagatc	1320
gaaaagatcc	tgacattcag	aatcccgtac	tacgtcggac	cgctggcaag	aggaaacagc	1380
agattcgcat	ggatgacaag	aaagagcgaa	gaaacaatca	caccgtggaa	cttcgaagaa	1440
gtcgtcgaca	aggagcaag	cgcacagagc	ttcatcgaaa	gaatgacaaa	cttcgacaag	1500
aacctgccga	acgaaaaggt	cctgccgaag	cacagcctgc	tgtacgaata	cttcacagtc	1560

## 2018-09-27\_01155-0013-00PCT\_ST25.txt

tacaacgaac	tgacaaaggt	caagtacgtc	acagaaggaa	tgagaaagcc	ggcattcctg	1620
agcggagAAC	agaagaaggc	aatcgtcgac	ctgctgttca	agacaaacag	aaaggtcaca	1680
gtcaagcagc	tgaaggaaga	ctacttcaag	aagatcgaat	gcttcgacag	cgtcgaaatc	1740
agcggagtcg	aagacagatt	caacgcaagc	ctgggaacat	accacgacct	gctgaagatc	1800
atcaaggaca	aggacttctt	ggacaacgaa	gaaaacgaag	acatcctgga	agacatcgtc	1860
ctgacactga	cactgttcga	agacagagaa	atgatcgaag	aaagactgaa	gacatacgca	1920
cacctgttcg	acgacaaggt	catgaagcag	ctgaagagaa	gaagatacac	aggatgggga	1980
agactgagca	gaaagctgat	caacggaatc	agagacaagc	agagcggaaa	gacaatcctg	2040
gacttcctga	agagcgacgg	attcgcaaac	agaaacttca	tgcagctgat	ccacgacgac	2100
agcctgacat	tcaaggaaga	catccagaag	gcacaggtca	gcggacaggg	agacagcctg	2160
cacgaacaca	tcgcaaacct	ggcaggaagc	ccggcaatca	agaagggaat	cctgcagaca	2220
gtcaaggtcg	tcgacgaact	ggtcaaggtc	atgggaagac	acaagccgga	aaacatcgtc	2280
atcgaaatgg	caagagaaaa	ccagacaaca	cagaagggac	agaagaacag	cagagaaaga	2340
atgaagagaa	tcgaagaagg	aatcaaggaa	ctgggaagcc	agatcctgaa	ggaacacccg	2400
gtcgaaaaca	cacagctgca	gaacgaaaag	ctgtacctgt	actacctgca	gaacggaaga	2460
gacatgtacg	tcgaccagga	actggacatc	aacagactga	gcgactacga	cgtcgaccac	2520
atcgtcccgc	agagcttctt	gaaggacgac	agcatcgaca	acaaggtcct	gacaagaagc	2580
gacaagaaca	gaggaaagag	cgacaacgtc	ccgagcgaag	aagtcgtcaa	gaagatgaag	2640
aactactgga	gacagctgct	gaacgcaaag	ctgatcacac	agagaaagtt	cgacaacctg	2700
acaaaggcag	agagaggagg	actgagcgaa	ctggacaagg	caggattcat	caagagacag	2760
ctggtcgaAA	caagacagat	cacaaagcac	gtcgcacaga	tcctggacag	cagaatgaac	2820
acaaagtacg	acgaaaacga	caagctgatc	agagaagtca	aggatcatcac	actgaagagc	2880
aagctggtcA	gcgacttcag	aaaggacttc	cagttctaca	aggatcagaga	aatcaacaac	2940
taccaccacg	cacacgacgc	atacctgaac	gcagtcgtcg	gaacagcact	gatcaagaag	3000

2018-09-27\_01155-0013-00PCT\_ST25.txt

tacccgaagc tggaaagcga attcgtctac ggagactaca aggtctacga cgtcagaaag 3060  
atgatcgcaa agagcgaaca ggaaatcgga aaggcaacag caaagtactt cttctacagc 3120  
aacatcatga acttcttcaa gacagaaatc aactggcaa acggagaaat cagaaagaga 3180  
ccgctgatcg aaacaaacgg agaaacagga gaaatcgtct gggacaaggg aagagacttc 3240  
gcaacagtca gaaaggtcct gagcatgccg caggtcaaca tcgtcaagaa gacagaagtc 3300  
cagacaggag gattcagcaa ggaaagcatc ctgccgaaga gaaacagcga caagctgatc 3360  
gcaagaaaga aggactggga cccgaagaag tacggaggat tcgacagccc gacagtcgca 3420  
tacagcgtcc tggtcgtcgc aaaggtcгаа aagggaaaga gcaagaagct gaagagcgtc 3480  
aaggaactgc tgggaatcac aatcatggaa agaagcagct tcgaaaagaa cccgatcgac 3540  
ttcctggaag caaagggata caaggaagtc aagaaggacc tgatcatcaa gctgccgaag 3600  
tacagcctgt tcgaactgga aaacggaaga aagagaatgc tggcaagcgc aggagaactg 3660  
cagaagggaa acgaactggc actgccgagc aagtacgtca acttcctgta cctggcaagc 3720  
cactacgaaa agctgaaggg aagcccggaa gacaacgaac agaagcagct gttcgtcgaa 3780  
cagcacaagc actacctgga cgaaatcatc gaacagatca gcgaattcag caagagagtc 3840  
atcctggcag acgcaaacct ggacaaggtc ctgagcgcac acaacaagca cagagacaag 3900  
ccgatcagag aacaggcaga aaacatcatc cacctgttca cactgacaaa cctgggagca 3960  
ccggcagcat tcaagtactt cgacacaaca atcgacagaa agagatacac aagcacaag 4020  
gaagtcctgg acgcaacact gatccaccag agcatcacag gactgtacga aacaagaatc 4080  
gacctgagcc agctgggagg agacggagga ggaagcccga agaagaagag aaaggtctag 4140

<210> 202

<211> 4143

<212> DNA

<213> Artificial Sequence

<220>

<223> Synthetic: DNA coding sequence of Cas9 using codons with generally high expression in humans

&lt;400&gt; 202

atggataaga agtactcaat cgggctggat atcggaaacta attccgtggg ttgggcagtg	60
atcacggatg aatacaaagt gccgtccaag aagttcaagg tcctggggaa caccgataga	120
cacagcatca agaaaaatct catcggagcc ctgctgtttg actccggcga aaccgcagaa	180
gcgacccggc tcaaacgtac cgcgaggcga cgctacacc ggcggaagaa tcgcatctgc	240
tatctgcaag agatcttttc gaacgaaatg gcaaaggctg acgacagctt cttccaccgc	300
ctggaagaat ctttcctggg ggaggaggac aagaagcatg aacggcatcc tatctttgga	360
aacatcgtcg acgaagtggc gtaccacgaa aagtaccga ccatctacca tctgcggaag	420
aagttggtg actcaactga caaggccgac ctgagattga tctacttggc cctcgcccat	480
atgatcaaat tccgcggaca cttcctgatc gaaggcgatc tgaaccctga taactccgac	540
gtggataagc ttttcattca actggtgcag acctacaacc aactgttcga agaaaacca	600
atcaatgcta gcggcgtcga tgccaaggcc atcctgtccg cccggctgtc gaagtcgagg	660
cgccctgaaa acctgatcgc acagctgccg ggagagaaaa agaacggact tttcggcaac	720
ttgatcgtc tctcactggg actcactccc aatttcaagt ccaattttga cctggccgag	780
gacgcgaagc tgcaactctc aaaggacacc tacgacgacg acttggacaa tttgctggca	840
caaattggcg atcagtacgc ggatctgttc cttgccgcta agaacctttc ggacgcaatc	900
ttgctgtccg atatcctgcg cgtgaacacc gaaataacca aagcgccgct tagcgcctcg	960
atgattaagc ggtacgacga gcatcaccag gatctcacgc tgctcaaagc gctcgtgaga	1020
cagcaactgc ctgaaaagta caaggagatc ttcttcgacc agtccaagaa tgggtacgca	1080
gggtacatcg atggaggcgc tagccaggaa gagttctata agttcatcaa gccaatcctg	1140
gaaaagatgg acggaaccga agaactgctg gtcaagctga acagggagga tctgctccgg	1200
aaacagagaa cctttgacaa cggatccatt cccaccaga tccatctggg tgagctgcac	1260
gccatcttgc ggcgccagga ggacttttac ccattcctca aggacaaccg ggaaaagatc	1320
gagaaaattc tgacgttccg catcccgtat tacgtgggcc cactggcgcg cggcaattcg	1380

cgcttcgcgt	ggatgactag	aaaatcagag	gaaacatca	ctccttggaa	tttcgaggaa	1440
gttgtggata	aggagcttc	ggcaciaaagc	ttcatcgaac	gaatgaccaa	cttcgacaag	1500
aatctcccaa	acgagaaggt	gcttcctaag	cacagcctcc	tttacgaata	cttcactgtc	1560
tacaacgaac	tgactaaagt	gaaatacgtt	actgaaggaa	tgaggaagcc	ggcctttctg	1620
tccggagaac	agaagaaagc	aattgtcgat	ctgctgttca	agaccaaccg	caaggtgacc	1680
gtcaagcagc	ttaaagagga	ctacttcaag	aagatcgagt	gtttcgactc	agtggaaatc	1740
agcgggggtg	aggacagatt	caacgcttcg	ctgggaacct	atcatgatct	cctgaagatc	1800
atcaaggaca	aggacttctt	tgacaacgag	gagaacgagg	acatcctgga	agatatcgtc	1860
ctgaccttga	cccttttcga	ggatcgcgag	atgatcgagg	agaggcttaa	gacctacgct	1920
catctcttcg	acgataaggt	catgaaacaa	ctcaagcgcc	gccggtacac	tggttggggc	1980
cgctctccc	gcaagctgat	caacggtatt	cgcgataaac	agagcggtaa	aactatcctg	2040
gatttcctca	aatcggatgg	cttcgctaata	cgtaacttca	tgcaattgat	ccacgacgac	2100
agcctgacct	ttaaggagga	catccaaaaa	gcacaagtgt	ccggacaggg	agactcactc	2160
catgaacaca	tcgcaatct	ggccggttcg	ccggcgatta	agaagggaat	tctgcaaact	2220
gtgaagggtg	tcgacgagct	ggtgaaggtc	atgggacggc	acaaaccgga	gaatatcgtg	2280
attgaaatgg	cccagaaaaa	ccagactacc	cagaagggcc	agaaaaactc	ccgcgaaagg	2340
atgaagcggg	tcgaagaagg	aatcaaggag	ctgggcagcc	agatcctgaa	agagcacccg	2400
gtggaaaaca	cgagctgca	gaacgagaag	ctctacctgt	actatttgca	aaatggacgg	2460
gacatgtacg	tggaccaaga	gctggacatc	aatcggttgt	ctgattacga	cgtggaccac	2520
atcgttccac	agtcctttct	gaaggatgac	tcgatcgata	acaaggtggt	gactcgcagc	2580
gacaagaaca	gaggaagtc	agataatgtg	ccatcggagg	aggctctgaa	gaagatgaag	2640
aattactggc	ggcagctcct	gaatgcgaag	ctgattaccc	agagaaagtt	tgacaatctc	2700
actaaagccg	agcgcggcgg	actctcagag	ctggataagg	ctggattcat	caaacggcag	2760
ctggtcgaga	ctcggcagat	taccaagcac	gtggcgcaga	tcttggactc	ccgcatgaac	2820



actaaatacg acgagaacga taagctcatc cgggaagtga aggtgattac cctgaaaagc	2880
aaacttgtgt cggacttttcg gaaggacttt cagttttaca aagtgagaga aatcaacaac	2940
taccatcacg cgcatgacgc atacctcaac gctgtggtcg gtaccgccct gatcaaaaag	3000
taccctaaac ttgaatcggg gtttgtgtac ggagactaca aggtctacga cgtgaggaag	3060
atgatagcca agtccgaaca ggaaatcggg aaagcaactg cgaaatactt cttttactca	3120
aacatcatga actttttcaa gactgaaatt acgctggcca atggagaaat caggaagagg	3180
ccactgatcg aaactaacgg agaaacgggc gaaatcgtgt gggacaaggg cagggacttc	3240
gcaactgttc gcaaagtgct ctctatgccg caagtcaata ttgtgaagaa aaccgaagtg	3300
caaaccggcg gattttcaaa ggaatcgatc ctcccaaaga gaaatagcga caagctcatt	3360
gcacgcaaga aagactggga cccgaagaag tacggaggat tcgattcgcc gactgtcgca	3420
tactccgtcc tcgtggtggc caaggtggag aagggaaaga gcaaaaagct caaatccgtc	3480
aaagagctgc tggggattac catcatggaa cgatcctcgt tcgagaagaa cccgattgat	3540
ttcctcgagg cgaagggtta caaggagtg aagaaggatc tgatcatcaa actccccaaag	3600
tactcactgt tcgaactgga aaatggtcgg aagcgcatgc tggcttcggc cggagaactc	3660
caaaaaggaa atgagctggc cttgcctagc aagtacgtca acttcctcta tcttgcttcg	3720
cactacgaaa aactcaaagg gtcaccggaa gataacgaac agaagcagct tttcgtggag	3780
cagcacaagc attatctgga tgaaatcatc gaacaaatct ccgagttttc aaagcgcgtg	3840
atcctcgccg acgccaacct cgacaaagtc ctgtcggcct acaataagca tagagataag	3900
ccgatcagag aacaggccga gaacattatc cacttgttca ccctgactaa cctgggagcc	3960
ccagccgcct tcaagtactt cgatactact atcgatcgca aaagatacac gtccaccaag	4020
gaagttctgg acgcgacct gatccaccaa agcatcactg gactctacga aactaggatc	4080
gatctgtcgc agctgggtgg cgatggcggg ggatctccga aaaagaagag aaaggtgtaa	4140
tga	4143

<211> 1379

<212> PRT

<213> Artificial Sequence

<220>

<223> Synthetic: Amino acid sequence of Cas9 with one nuclear localization signal (1xNLS) as the C-terminal 7 amino acids

<400> 203

Met Asp Lys Lys Tyr Ser Ile Gly Leu Asp Ile Gly Thr Asn Ser Val  
 1 5 10 15

Gly Trp Ala Val Ile Thr Asp Glu Tyr Lys Val Pro Ser Lys Lys Phe  
 20 25 30

Lys Val Leu Gly Asn Thr Asp Arg His Ser Ile Lys Lys Asn Leu Ile  
 35 40 45

Gly Ala Leu Leu Phe Asp Ser Gly Glu Thr Ala Glu Ala Thr Arg Leu  
 50 55 60

Lys Arg Thr Ala Arg Arg Arg Tyr Thr Arg Arg Lys Asn Arg Ile Cys  
 65 70 75 80

Tyr Leu Gln Glu Ile Phe Ser Asn Glu Met Ala Lys Val Asp Asp Ser  
 85 90 95

Phe Phe His Arg Leu Glu Glu Ser Phe Leu Val Glu Glu Asp Lys Lys  
 100 105 110

His Glu Arg His Pro Ile Phe Gly Asn Ile Val Asp Glu Val Ala Tyr  
 115 120 125

His Glu Lys Tyr Pro Thr Ile Tyr His Leu Arg Lys Lys Leu Val Asp  
 130 135 140

Ser Thr Asp Lys Ala Asp Leu Arg Leu Ile Tyr Leu Ala Leu Ala His  
 145 150 155 160

Met Ile Lys Phe Arg Gly His Phe Leu Ile Glu Gly Asp Leu Asn Pro  
 165 170 175

Asp Asn Ser Asp Val Asp Lys Leu Phe Ile Gln Leu Val Gln Thr Tyr  
 180 185 190

Asn Gln Leu Phe Glu Glu Asn Pro Ile Asn Ala Ser Gly Val Asp Ala  
 195 200 205

Lys Ala Ile Leu Ser Ala Arg Leu Ser Lys Ser Arg Arg Leu Glu Asn  
 210 215 220

Leu Ile Ala Gln Leu Pro Gly Glu Lys Lys Asn Gly Leu Phe Gly Asn  
 225 230 235 240

Leu Ile Ala Leu Ser Leu Gly Leu Thr Pro Asn Phe Lys Ser Asn Phe  
 245 250 255

Asp Leu Ala Glu Asp Ala Lys Leu Gln Leu Ser Lys Asp Thr Tyr Asp  
 260 265 270

Asp Asp Leu Asp Asn Leu Leu Ala Gln Ile Gly Asp Gln Tyr Ala Asp  
 275 280 285

Leu Phe Leu Ala Ala Lys Asn Leu Ser Asp Ala Ile Leu Leu Ser Asp  
 290 295 300

Ile Leu Arg Val Asn Thr Glu Ile Thr Lys Ala Pro Leu Ser Ala Ser  
 305 310 315 320

Met Ile Lys Arg Tyr Asp Glu His His Gln Asp Leu Thr Leu Leu Lys  
 325 330 335

Ala Leu Val Arg Gln Gln Leu Pro Glu Lys Tyr Lys Glu Ile Phe Phe  
 340 345 350

Asp Gln Ser Lys Asn Gly Tyr Ala Gly Tyr Ile Asp Gly Gly Ala Ser  
355 360 365

Gln Glu Glu Phe Tyr Lys Phe Ile Lys Pro Ile Leu Glu Lys Met Asp  
370 375 380

Gly Thr Glu Glu Leu Leu Val Lys Leu Asn Arg Glu Asp Leu Leu Arg  
385 390 395 400

Lys Gln Arg Thr Phe Asp Asn Gly Ser Ile Pro His Gln Ile His Leu  
405 410 415

Gly Glu Leu His Ala Ile Leu Arg Arg Gln Glu Asp Phe Tyr Pro Phe  
420 425 430

Leu Lys Asp Asn Arg Glu Lys Ile Glu Lys Ile Leu Thr Phe Arg Ile  
435 440 445

Pro Tyr Tyr Val Gly Pro Leu Ala Arg Gly Asn Ser Arg Phe Ala Trp  
450 455 460

Met Thr Arg Lys Ser Glu Glu Thr Ile Thr Pro Trp Asn Phe Glu Glu  
465 470 475 480

Val Val Asp Lys Gly Ala Ser Ala Gln Ser Phe Ile Glu Arg Met Thr  
485 490 495

Asn Phe Asp Lys Asn Leu Pro Asn Glu Lys Val Leu Pro Lys His Ser  
500 505 510

Leu Leu Tyr Glu Tyr Phe Thr Val Tyr Asn Glu Leu Thr Lys Val Lys  
515 520 525

Tyr Val Thr Glu Gly Met Arg Lys Pro Ala Phe Leu Ser Gly Glu Gln  
530 535 540

Lys Lys Ala Ile Val Asp Leu Leu Phe Lys Thr Asn Arg Lys Val Thr  
 545 550 555 560

Val Lys Gln Leu Lys Glu Asp Tyr Phe Lys Lys Ile Glu Cys Phe Asp  
 565 570 575

Ser Val Glu Ile Ser Gly Val Glu Asp Arg Phe Asn Ala Ser Leu Gly  
 580 585 590

Thr Tyr His Asp Leu Leu Lys Ile Ile Lys Asp Lys Asp Phe Leu Asp  
 595 600 605

Asn Glu Glu Asn Glu Asp Ile Leu Glu Asp Ile Val Leu Thr Leu Thr  
 610 615 620

Leu Phe Glu Asp Arg Glu Met Ile Glu Glu Arg Leu Lys Thr Tyr Ala  
 625 630 635 640

His Leu Phe Asp Asp Lys Val Met Lys Gln Leu Lys Arg Arg Arg Tyr  
 645 650 655

Thr Gly Trp Gly Arg Leu Ser Arg Lys Leu Ile Asn Gly Ile Arg Asp  
 660 665 670

Lys Gln Ser Gly Lys Thr Ile Leu Asp Phe Leu Lys Ser Asp Gly Phe  
 675 680 685

Ala Asn Arg Asn Phe Met Gln Leu Ile His Asp Asp Ser Leu Thr Phe  
 690 695 700

Lys Glu Asp Ile Gln Lys Ala Gln Val Ser Gly Gln Gly Asp Ser Leu  
 705 710 715 720

His Glu His Ile Ala Asn Leu Ala Gly Ser Pro Ala Ile Lys Lys Gly  
 725 730 735

Ile Leu Gln Thr Val Lys Val Val Asp Glu Leu Val Lys Val Met Gly  
 740 745 750

Arg His Lys Pro Glu Asn Ile Val Ile Glu Met Ala Arg Glu Asn Gln  
 755 760 765

Thr Thr Gln Lys Gly Gln Lys Asn Ser Arg Glu Arg Met Lys Arg Ile  
 770 775 780

Glu Glu Gly Ile Lys Glu Leu Gly Ser Gln Ile Leu Lys Glu His Pro  
 785 790 795 800

Val Glu Asn Thr Gln Leu Gln Asn Glu Lys Leu Tyr Leu Tyr Tyr Leu  
 805 810 815

Gln Asn Gly Arg Asp Met Tyr Val Asp Gln Glu Leu Asp Ile Asn Arg  
 820 825 830

Leu Ser Asp Tyr Asp Val Asp His Ile Val Pro Gln Ser Phe Leu Lys  
 835 840 845

Asp Asp Ser Ile Asp Asn Lys Val Leu Thr Arg Ser Asp Lys Asn Arg  
 850 855 860

Gly Lys Ser Asp Asn Val Pro Ser Glu Glu Val Val Lys Lys Met Lys  
 865 870 875 880

Asn Tyr Trp Arg Gln Leu Leu Asn Ala Lys Leu Ile Thr Gln Arg Lys  
 885 890 895

Phe Asp Asn Leu Thr Lys Ala Glu Arg Gly Gly Leu Ser Glu Leu Asp  
 900 905 910

Lys Ala Gly Phe Ile Lys Arg Gln Leu Val Glu Thr Arg Gln Ile Thr  
 915 920 925

Lys His Val Ala Gln Ile Leu Asp Ser Arg Met Asn Thr Lys Tyr Asp  
930 935 940

Glu Asn Asp Lys Leu Ile Arg Glu Val Lys Val Ile Thr Leu Lys Ser  
945 950 955 960

Lys Leu Val Ser Asp Phe Arg Lys Asp Phe Gln Phe Tyr Lys Val Arg  
965 970 975

Glu Ile Asn Asn Tyr His His Ala His Asp Ala Tyr Leu Asn Ala Val  
980 985 990

Val Gly Thr Ala Leu Ile Lys Lys Tyr Pro Lys Leu Glu Ser Glu Phe  
995 1000 1005

Val Tyr Gly Asp Tyr Lys Val Tyr Asp Val Arg Lys Met Ile Ala  
1010 1015 1020

Lys Ser Glu Gln Glu Ile Gly Lys Ala Thr Ala Lys Tyr Phe Phe  
1025 1030 1035

Tyr Ser Asn Ile Met Asn Phe Phe Lys Thr Glu Ile Thr Leu Ala  
1040 1045 1050

Asn Gly Glu Ile Arg Lys Arg Pro Leu Ile Glu Thr Asn Gly Glu  
1055 1060 1065

Thr Gly Glu Ile Val Trp Asp Lys Gly Arg Asp Phe Ala Thr Val  
1070 1075 1080

Arg Lys Val Leu Ser Met Pro Gln Val Asn Ile Val Lys Lys Thr  
1085 1090 1095

Glu Val Gln Thr Gly Gly Phe Ser Lys Glu Ser Ile Leu Pro Lys  
1100 1105 1110

Arg Asn Ser Asp Lys Leu Ile Ala Arg Lys Lys Asp Trp Asp Pro  
 1115 1120 1125

Lys Lys Tyr Gly Gly Phe Asp Ser Pro Thr Val Ala Tyr Ser Val  
 1130 1135 1140

Leu Val Val Ala Lys Val Glu Lys Gly Lys Ser Lys Lys Leu Lys  
 1145 1150 1155

Ser Val Lys Glu Leu Leu Gly Ile Thr Ile Met Glu Arg Ser Ser  
 1160 1165 1170

Phe Glu Lys Asn Pro Ile Asp Phe Leu Glu Ala Lys Gly Tyr Lys  
 1175 1180 1185

Glu Val Lys Lys Asp Leu Ile Ile Lys Leu Pro Lys Tyr Ser Leu  
 1190 1195 1200

Phe Glu Leu Glu Asn Gly Arg Lys Arg Met Leu Ala Ser Ala Gly  
 1205 1210 1215

Glu Leu Gln Lys Gly Asn Glu Leu Ala Leu Pro Ser Lys Tyr Val  
 1220 1225 1230

Asn Phe Leu Tyr Leu Ala Ser His Tyr Glu Lys Leu Lys Gly Ser  
 1235 1240 1245

Pro Glu Asp Asn Glu Gln Lys Gln Leu Phe Val Glu Gln His Lys  
 1250 1255 1260

His Tyr Leu Asp Glu Ile Ile Glu Gln Ile Ser Glu Phe Ser Lys  
 1265 1270 1275

Arg Val Ile Leu Ala Asp Ala Asn Leu Asp Lys Val Leu Ser Ala  
 1280 1285 1290



Tyr Asn Lys His Arg Asp Lys Pro Ile Arg Glu Gln Ala Glu Asn  
 1295 1300 1305

Ile Ile His Leu Phe Thr Leu Thr Asn Leu Gly Ala Pro Ala Ala  
 1310 1315 1320

Phe Lys Tyr Phe Asp Thr Thr Ile Asp Arg Lys Arg Tyr Thr Ser  
 1325 1330 1335

Thr Lys Glu Val Leu Asp Ala Thr Leu Ile His Gln Ser Ile Thr  
 1340 1345 1350

Gly Leu Tyr Glu Thr Arg Ile Asp Leu Ser Gln Leu Gly Gly Asp  
 1355 1360 1365

Gly Gly Gly Ser Pro Lys Lys Lys Arg Lys Val  
 1370 1375

- <210> 204
- <211> 4140
- <212> RNA
- <213> Artificial Sequence

- <220>
- <223> Synthetic: Cas9 mRNA ORF using minimal uridine codons, with start and stop codons

<400> 204  
 auggacaaga aguacagcau cggacuggac aucggaaca acagcgucgg augggcaguc 60  
 aucacagacg aauacaaggu cccgagcaag aaguucaagg uccugggaaa cacagacaga 120  
 cacagcauca agaagaaccu gaucggagca cugcuguucg acagcggaga aacagcagaa 180  
 gcaacaagac ugaagagaac agcaagaaga agauacacaa gaagaaagaa cagaaucugc 240  
 uaccugcagg aaaucuucag caacgaaaug gcaaaggucg acgacagcuu cuuccacaga 300  
 cuggaagaaa gcuuccuggu cgaagaagac aagaagcacg aaagacaccc gaucuucgga 360

2018-09-27\_01155-0013-00PCT\_ST25.txt

aacaucgucg acgaagucgc auaccacgaa aaguacccga caaucuacca ccugagaaag	420
aagcuggucg acagcacaga caaggcagac cugagacuga ucuaccuggc acuggcacac	480
augaucaagu ucagaggaca cuuccugauc gaaggagacc ugaacccgga caacagcgac	540
gucgacaagc uguucaucca gcugguccag acauacaacc agcuguucga agaaaacccg	600
aucaacgcaa gcggagucga cgcaaaggca auccugagcg caagacugag caagagcaga	660
agacuggaaa accugaucgc acagcugccg ggagaaaaga agaacggacu guucggaaac	720
cugaucgcac ugagccuggg acugacaccg aacuucaaga gcaacuucga ccuggcagaa	780
gacgcaaagc ugcagcugag caaggacaca uacgacgacg accuggacaa ccugcuggca	840
cagaucggag accaguacgc agaccuguuc cuggcagcaa agaaccugag cgacgcaauc	900
cugcugagcg acauccugag agucaacaca gaaucacaa aggcaccgcu gagcgcaagc	960
augaucaaga gauacgacga acaccaccag gaccugacac ugcugaaggc acuggucaga	1020
cagcagcugc cggaaaagua caaggaaauc uucuucgacc agagcaagaa cggauacgca	1080
ggauacaucg acggaggagc aagccaggaa gaauucuaca aguucauaa gccgauccug	1140
gaaaagaugg acggaacaga agaacugcug gucaagcuga acagagaaga ccugcugaga	1200
aagcagagaa cauucgaca cggaaagcauc ccgcaccaga uccaccuggg agaacugcac	1260
gcaauccuga gaagacagga agacuucuac ccguuccuga aggacaacag agaaaagauc	1320
gaaaagaucc ugacauucag aaucggcguac uacgucggac cgucggcaag aggaaacagc	1380
agauucgcau ggauagacaag aaagagcga gaaacaauca caccguggaa cuucgaagaa	1440
gucgucgaca agggagcaag cgcacagagc uucaucgaaa gaaugacaaa cuucgacaag	1500
aaccugccga acgaaaaggu ccugccgaag cacagccugc uguacgaaua cuucacaguc	1560
uacaacgaac ugacaaaggu caaguacguc acagaaggaa ugagaaagcc ggcauuccug	1620
agcggagaac agaagaaggc aaucgucgac cugcuguuca agacaaacag aaaggucaca	1680
gucaagcagc ugaaggaaga cuacuucaag aagaucgaau gcuucgacag cgucgaaauc	1740
agcggagucg aagacagauu caacgcaagc cugggaacau accacgaccu gcugaagauc	1800

aucaaggaca	aggacuuccu	ggacaacgaa	gaaaacgaag	acauccugga	agacaucguc	1860
cugacacuga	cacuguucga	agacagagaa	augaucgaag	aaagacugaa	gacauacgca	1920
caccuguucg	acgacaaggu	caugaagcag	cugaagagaa	gaagauacac	aggaugggga	1980
agacugagca	gaaagcugau	caacggaauc	agagacaagc	agagcggaaa	gacaauccug	2040
gacuuccuga	agagcgacgg	auucgcaaac	agaaacuuca	ugcagcugau	ccacgacgac	2100
agccugacau	ucaaggaaga	cauccagaag	gcacagguca	gcggacaggg	agacagccug	2160
cacgaacaca	ucgcaaaccu	ggcaggaagc	ccggcaauca	agaagggaau	ccugcagaca	2220
gucaaggucg	ucgacgaacu	ggucaagguc	augggaagac	acaagccgga	aaacaucguc	2280
aucgaaaugg	caagagaaaa	ccagacaaca	cagaagggac	agaagaacag	cagagaaaaga	2340
augaagagaa	ucgaagaagg	aaucaaggaa	cugggaagcc	agauccugaa	ggaacacccg	2400
gucgaaaaca	cacagcugca	gaacgaaaag	cuguaccugu	acuaccugca	gaacggaaga	2460
gacauguacg	ucgaccagga	acuggacauc	aacagacuga	gcgacuacga	cgucgaccac	2520
aucgucccgc	agagcuuccu	gaaggacgac	agcaucgaca	acaagguccu	gacaagaagc	2580
gacaagaaca	gaggaaagag	cgacaacguc	ccgagcgaag	aagucgucaa	gaagaugaag	2640
aacuacugga	gacagcugcu	gaacgcaaag	cugaucacac	agagaaaguu	cgacaaccug	2700
acaaaggcag	agagaggagg	acugagcгаа	cuggacaagg	caggauucau	caagagacag	2760
cuggucgaaa	caagacagau	cacaaagcac	gucgcacaga	uccuggacag	cagaaugaac	2820
acaaaguacg	acgaaaacga	caagcugauc	agagaaguca	aggucaucac	acugaagagc	2880
aagcugguca	gcgacuucag	aaaggacuuc	caguucuaca	aggucagaga	aaucaacaac	2940
uaccaccacg	cacacgacgc	auaccugaac	gcagucgucg	gaacagcacu	gaucaagaag	3000
uaccggaagc	uggaaagcga	auucgucuac	ggagacuaca	aggucuacga	cgucagaaaag	3060
augaucgcaa	agagcgaaca	ggaaaucgga	aaggcaacag	caaaguacuu	cuucuacagc	3120
aacaucauga	acuucuuaa	gacagaaauc	acacuggcaa	acggagaaaau	cagaaaagaga	3180
ccgcugaucg	aaacaaacgg	agaaacagga	gaaaucgucu	gggacaaggg	aagagacuuc	3240

2018-09-27\_01155-0013-00PCT\_ST25.txt

gcaacaguca gaaagguccu gagcaugccg caggucaaca ucgucaagaa gacagaaguc	3300
cagacaggag gauucagcaa ggaaagcauc cugccgaaga gaaacagcga caagcugauc	3360
gcaagaaaga aggacuggga cccgaagaag uacggaggau ucgacagccc gacagucgca	3420
uacagcgucc uggucgucgc aaaggucgaa aagggaaaga gcaagaagcu gaagagcguc	3480
aaggaacugc ugggaaucac aaucauggaa agaagcagcu ucgaaaagaa cccgaucgac	3540
uuccuggaag caaagggaua caaggaaguc aagaaggacc ugaucauca gcuGCCgaag	3600
uacagccugu ucgaacugga aaacggaaga aagagaaugc uggcaagcgc aggagaacug	3660
cagaaggga acgaacuggc acugccgagc aaguacguca acuuccugua ccuggcaagc	3720
cacuacgaaa agcugaaggg aagcccggaa gacaacgaac agaagcagcu guucgucgaa	3780
cagcacaagc acuaccugga cgaaaucauc gaacagauca gcgaaucag caagagaguc	3840
auccuggcag acgcaaaccu ggacaagguc cugagcgcau acaacaagca cagagacaag	3900
ccgaucagag aacaggcaga aaacaucauc caccuguuca cacugacaaa ccugggagca	3960
ccggcagcau ucaaguacuu cgacacaaca aucgacagaa agagauacac aagcacaag	4020
gaaguccugg acgcaacacu gauccaccag agcaucacag gacuguacga aacaagaauc	4080
gaccugagcc agcugggagg agacggagga ggaagcccga agaagaagag aaaggucuag	4140

- <210> 205
- <211> 4143
- <212> RNA
- <213> Artificial Sequence

<220>  
 <223> Synthetic: Cas9 mRNA ORF using codons with generally high expression in humans, with start and stop codons

<400> 205	
auggauaaga aguacucaau cgggcuggau aucggaacua auuccguggg uugggcagug	60
aucacggaug aauacaaagu gccguccaag aaguucaagg uccuggggaa caccgauaga	120
cacagcauca agaaaaaucu caucggagcc cugcuguuug acuccggcga aaccgcagaa	180
gcgacccggc ucaaacguac cgcgaggcga cgcuacaccc ggcggaagaa ucgcaucugc	240

2018-09-27\_01155-0013-00PCT\_ST25.txt

uaucugcaag	agaucuuuuc	gaacgaaaug	gcaaaggucg	acgacagcuu	cuuccaccgc	300
cuggaagaau	cuuuccuggu	ggaggaggac	aagaagcaug	aacggcaucc	uauuuugga	360
aacaucgucg	acgaaguggc	guaccacgaa	aaguacccga	ccaucuacca	ucugcggaag	420
aaguugguug	acucaacuga	caaggccgac	cucagauuga	ucuacuuggc	ccucgcccaw	480
augaucaaa	uccgcggaca	cuuccugauc	gaaggcgau	ugaaccuga	uaacuccgac	540
guggauaagc	uuuucauuc	acuggugcag	accuacaacc	aacuguucga	agaaaacca	600
aucaaugcua	gcggcgucga	ugccaaggcc	auccuguccg	cccggcuguc	gaagucgchg	660
cgccucgaaa	accugaucgc	acagcugccg	ggagagaaaa	agaacggacu	uuucggcaac	720
uugaucgcuc	ucucacuggg	acucacuccc	aauuucaagu	ccaauuuuga	ccuggccgag	780
gacgcgaagc	ugcaacucuc	aaaggacacc	uacgacgacg	acuuggacaa	uuugcuggca	840
caaaugggcg	aucaguacgc	ggaucuguuc	cuugccgcu	agaaccuuuc	ggacgcaauc	900
uugcuguccg	auauccugcg	cgugaacacc	gaaauaacca	aagcgccgcu	uagcgccucg	960
augauuaagc	gguacgacga	gcaucaccag	gaucucacgc	ugcucaaagc	gcucgugaga	1020
cagcaacugc	cugaaaagua	caaggagauc	uucuucgacc	aguccaagaa	uggguacgca	1080
ggguacaucg	auggaggcgc	uagccaggaa	gaguucuaua	aguucaucaa	gccaauccug	1140
gaaaagaugg	acggaaccga	agaacugcug	gucaagcuga	acaggaggga	ucugcuccgg	1200
aaacagagaa	ccuuugacaa	cggauccauu	ccccaccaga	uccaucuggg	ugagcugcac	1260
gccaucuugc	ggcgccagga	ggacuuiuac	ccauuccuca	aggacaaccg	ggaaaagauc	1320
gagaaaauuc	ugacguuccg	caucccgau	uacgugggcc	cacuggcgcg	cggcaauucg	1380
cgcuucgcpu	ggaugacuag	aaaauacagag	gaaaccauca	cuccuuggaa	uuucgaggaa	1440
guuguggaua	agggagcuuc	ggcaciaaagc	uucaucgaac	gaaugaccaa	cuucgacaag	1500
aaucucccaa	acgagaaggu	gcuuccuaag	cacagccucc	uuuacgaaua	cuucacuguc	1560
uacaacgaac	ugacuaaagu	gaaauacguu	acugaaggaa	ugaggaagcc	ggccuuucug	1620
uccggagaac	agaagaaagc	aaugucgau	cugcuguuca	agaccaaccg	caaggugacc	1680

2018-09-27\_01155-0013-00PCT\_ST25.txt

gucaagcagc	uuaaagagga	cuacuucaag	aagaucgagu	guuucgacuc	aguggaaauc	1740
agcggggugg	aggacagauu	caacgcuucg	cugggaaccu	aucaugaucu	ccugaagauc	1800
aucaaggaca	aggacuuccu	ugacaacgag	gagaacgagg	acauccugga	agauaucguc	1860
cugaccuuga	ccuuuuucga	ggaucgag	augaucgagg	agaggcuuaa	gaccuacgcu	1920
caucucuucg	acgauaaggu	caugaaaca	cucaagcgcc	gccgguacac	ugguuggggc	1980
cgccucuccc	gcaagcugau	caacgguaau	cgcgauaaac	agagcgguaa	aacuauccug	2040
gauuuccuca	aaucggau	cuucgcuaau	cguaacuua	ugcaauugau	ccacgacgac	2100
agccugaccu	uuaaggagga	cauccaaaa	gcacaagugu	ccggacaggg	agacucacuc	2160
caugaacaca	ucgcgaau	ggccgguucg	ccggcgauua	agaagggaau	ucugcaaacu	2220
gugaaggugg	ucgacgagcu	ggugaagguc	augggacggc	acaaaccgga	gaauaucgug	2280
auugaaaugg	cccagaaaa	ccagacuacc	cagaagggcc	agaaaaacuc	ccgcgaaagg	2340
augaagcggga	ucgaagaagg	aaucaaggag	cugggcagcc	agauccugaa	agagcacccg	2400
guggaaaaca	cgcagcugca	gaacgagaag	cucuaccugu	acuauuugca	aaauggacgg	2460
gacauguacg	uggaccaaga	gcuggacauc	aaucgguugu	cugauuacga	cguggaccac	2520
aucguuccac	aguccuuucu	gaaggau	ucgaucgaua	acaagguguu	gacucgcagc	2580
gacaagaaca	gagggaaguc	agauaaugug	ccaucggagg	aggucgugaa	gaagaugaag	2640
aauuacuggc	ggcagcuccu	gaaugcgaag	cugauuacc	agagaaaguu	ugacaauuc	2700
acuaaaagccg	agcgcggcgg	acucucagag	cuggauaagg	cuggauucau	caaacggcag	2760
cuggucgaga	cucggcagau	uaccaagcac	guggcgcaga	ucuuggacuc	ccgcaugaac	2820
acuaaaauacg	acgagaacga	uaagcucauc	cgggaaguga	aggugauuac	ccugaaaagc	2880
aaacuugugu	cggacuucg	gaaggacuuu	caguuuuaca	aagugagaga	aaucaacaac	2940
uaccaucacg	cgcaugacgc	auaccucaac	gcuguggucg	guaccgccc	gaucaaaaag	3000
uaccuuuuac	uugaaucgga	guuuguguac	ggagacuaca	aggucucgca	cgugaggaag	3060
augauagcca	aguccgaaca	ggaaaucggg	aaagcaacug	cgaaauacuu	cuuuuacuca	3120

2018-09-27\_01155-0013-00PCT\_ST25.txt

aacaucauga acuuuuucaa gacugaaaau acgcuggcca auggagaaau caggaagagg	3180
ccacugaucg aaacuaacgg agaaacgggc gaaaucgugu gggacaaggg cagggacuuc	3240
gcaacuguuc gcaaagugcu cucuaugccg caagucaaua uugugaagaa aaccgaagug	3300
caaaccggcg gauuuucaa ggaaucgauc cucccaaaga gaaauagcga caagcucuu	3360
gcacgcaaga aagacuggga cccgaagaag uacggaggau ucgauucgcc gacugucgca	3420
uacuccgucc ucgugguggc caagguggag aagggaaga gcaaaaagcu caauccguc	3480
aaagagcugc uggggauuac caucauggaa cgauccucgu ucgagaagaa cccgauugau	3540
uuccucgagg cgaaggguaa caaggaggug aagaaggauc ugaucuucaa acuccccaag	3600
uacucacugu ucgaacugga aaauggucgg aagcgcaugc uggcuucggc cggagaacuc	3660
caaaaaggaa augagcuggc cuugccuagc aaguacguca acuccucua ucuugcuucg	3720
cacuacgaaa aacucuaaagg gucaccggaa gauaacgaac agaagcagcu uuucguggag	3780
cagcacaagc auuauucugga ugaaaucauc gaacaaaucu ccgaguuuuc aaagcgcgug	3840
auccucgccg acgccaaccu cgacaaaguc cugucggccu acaauaagca uagagauaag	3900
ccgaucagag aacaggccga gaacauuauc cacuuguuca ccugacuaa ccugggagcc	3960
ccagccgccu ucaaguacuu cgauacuacu aucgaucgca aaagauacac guccaccaag	4020
gaaguucugg acgcgacccu gauccaccaa agcaucacug gacucucgca aacuaggauc	4080
gaucugucgc agcugggugg cgauggcggu ggaucccgga aaaagaagag aaagguguaa	4140
uga	4143

<210> 206  
 <211> 1379  
 <212> PRT  
 <213> Artificial Sequence

<220>  
 <223> Synthetic: Cas9 nickase (D10A) amino acid sequence

<400> 206

Met Asp Lys Lys Tyr Ser Ile Gly Leu Ala Ile Gly Thr Asn Ser Val  
 1 5 10 15

Gly Trp Ala Val Ile Thr Asp Glu Tyr Lys Val Pro Ser Lys Lys Phe  
 20 25 30

Lys Val Leu Gly Asn Thr Asp Arg His Ser Ile Lys Lys Asn Leu Ile  
 35 40 45

Gly Ala Leu Leu Phe Asp Ser Gly Glu Thr Ala Glu Ala Thr Arg Leu  
 50 55 60

Lys Arg Thr Ala Arg Arg Arg Tyr Thr Arg Arg Lys Asn Arg Ile Cys  
 65 70 75 80

Tyr Leu Gln Glu Ile Phe Ser Asn Glu Met Ala Lys Val Asp Asp Ser  
 85 90 95

Phe Phe His Arg Leu Glu Glu Ser Phe Leu Val Glu Glu Asp Lys Lys  
 100 105 110

His Glu Arg His Pro Ile Phe Gly Asn Ile Val Asp Glu Val Ala Tyr  
 115 120 125

His Glu Lys Tyr Pro Thr Ile Tyr His Leu Arg Lys Lys Leu Val Asp  
 130 135 140

Ser Thr Asp Lys Ala Asp Leu Arg Leu Ile Tyr Leu Ala Leu Ala His  
 145 150 155 160

Met Ile Lys Phe Arg Gly His Phe Leu Ile Glu Gly Asp Leu Asn Pro  
 165 170 175

Asp Asn Ser Asp Val Asp Lys Leu Phe Ile Gln Leu Val Gln Thr Tyr  
 180 185 190



Asn Gln Leu Phe Glu Glu Asn Pro Ile Asn Ala Ser Gly Val Asp Ala  
 195 200 205

Lys Ala Ile Leu Ser Ala Arg Leu Ser Lys Ser Arg Arg Leu Glu Asn  
 210 215 220

Leu Ile Ala Gln Leu Pro Gly Glu Lys Lys Asn Gly Leu Phe Gly Asn  
 225 230 235 240

Leu Ile Ala Leu Ser Leu Gly Leu Thr Pro Asn Phe Lys Ser Asn Phe  
 245 250 255

Asp Leu Ala Glu Asp Ala Lys Leu Gln Leu Ser Lys Asp Thr Tyr Asp  
 260 265 270

Asp Asp Leu Asp Asn Leu Leu Ala Gln Ile Gly Asp Gln Tyr Ala Asp  
 275 280 285

Leu Phe Leu Ala Ala Lys Asn Leu Ser Asp Ala Ile Leu Leu Ser Asp  
 290 295 300

Ile Leu Arg Val Asn Thr Glu Ile Thr Lys Ala Pro Leu Ser Ala Ser  
 305 310 315 320

Met Ile Lys Arg Tyr Asp Glu His His Gln Asp Leu Thr Leu Leu Lys  
 325 330 335

Ala Leu Val Arg Gln Gln Leu Pro Glu Lys Tyr Lys Glu Ile Phe Phe  
 340 345 350

Asp Gln Ser Lys Asn Gly Tyr Ala Gly Tyr Ile Asp Gly Gly Ala Ser  
 355 360 365

Gln Glu Glu Phe Tyr Lys Phe Ile Lys Pro Ile Leu Glu Lys Met Asp  
 370 375 380

Gly Thr Glu Glu Leu Leu Val Lys Leu Asn Arg Glu Asp Leu Leu Arg  
 385 390 395 400

Lys Gln Arg Thr Phe Asp Asn Gly Ser Ile Pro His Gln Ile His Leu  
 405 410 415

Gly Glu Leu His Ala Ile Leu Arg Arg Gln Glu Asp Phe Tyr Pro Phe  
 420 425 430

Leu Lys Asp Asn Arg Glu Lys Ile Glu Lys Ile Leu Thr Phe Arg Ile  
 435 440 445

Pro Tyr Tyr Val Gly Pro Leu Ala Arg Gly Asn Ser Arg Phe Ala Trp  
 450 455 460

Met Thr Arg Lys Ser Glu Glu Thr Ile Thr Pro Trp Asn Phe Glu Glu  
 465 470 475 480

Val Val Asp Lys Gly Ala Ser Ala Gln Ser Phe Ile Glu Arg Met Thr  
 485 490 495

Asn Phe Asp Lys Asn Leu Pro Asn Glu Lys Val Leu Pro Lys His Ser  
 500 505 510

Leu Leu Tyr Glu Tyr Phe Thr Val Tyr Asn Glu Leu Thr Lys Val Lys  
 515 520 525

Tyr Val Thr Glu Gly Met Arg Lys Pro Ala Phe Leu Ser Gly Glu Gln  
 530 535 540

Lys Lys Ala Ile Val Asp Leu Leu Phe Lys Thr Asn Arg Lys Val Thr  
 545 550 555 560

Val Lys Gln Leu Lys Glu Asp Tyr Phe Lys Lys Ile Glu Cys Phe Asp  
 565 570 575

Ser Val Glu Ile Ser Gly Val Glu Asp Arg Phe Asn Ala Ser Leu Gly  
 580 585 590

Thr Tyr His Asp Leu Leu Lys Ile Ile Lys Asp Lys Asp Phe Leu Asp  
 595 600 605

Asn Glu Glu Asn Glu Asp Ile Leu Glu Asp Ile Val Leu Thr Leu Thr  
 610 615 620

Leu Phe Glu Asp Arg Glu Met Ile Glu Glu Arg Leu Lys Thr Tyr Ala  
 625 630 635 640

His Leu Phe Asp Asp Lys Val Met Lys Gln Leu Lys Arg Arg Arg Tyr  
 645 650 655

Thr Gly Trp Gly Arg Leu Ser Arg Lys Leu Ile Asn Gly Ile Arg Asp  
 660 665 670

Lys Gln Ser Gly Lys Thr Ile Leu Asp Phe Leu Lys Ser Asp Gly Phe  
 675 680 685

Ala Asn Arg Asn Phe Met Gln Leu Ile His Asp Asp Ser Leu Thr Phe  
 690 695 700

Lys Glu Asp Ile Gln Lys Ala Gln Val Ser Gly Gln Gly Asp Ser Leu  
 705 710 715 720

His Glu His Ile Ala Asn Leu Ala Gly Ser Pro Ala Ile Lys Lys Gly  
 725 730 735

Ile Leu Gln Thr Val Lys Val Val Asp Glu Leu Val Lys Val Met Gly  
 740 745 750

Arg His Lys Pro Glu Asn Ile Val Ile Glu Met Ala Arg Glu Asn Gln  
 755 760 765

Thr Thr Gln Lys Gly Gln Lys Asn Ser Arg Glu Arg Met Lys Arg Ile  
 770 775 780

Glu Glu Gly Ile Lys Glu Leu Gly Ser Gln Ile Leu Lys Glu His Pro  
 785 790 795 800

Val Glu Asn Thr Gln Leu Gln Asn Glu Lys Leu Tyr Leu Tyr Tyr Leu  
 805 810 815

Gln Asn Gly Arg Asp Met Tyr Val Asp Gln Glu Leu Asp Ile Asn Arg  
 820 825 830

Leu Ser Asp Tyr Asp Val Asp His Ile Val Pro Gln Ser Phe Leu Lys  
 835 840 845

Asp Asp Ser Ile Asp Asn Lys Val Leu Thr Arg Ser Asp Lys Asn Arg  
 850 855 860

Gly Lys Ser Asp Asn Val Pro Ser Glu Glu Val Val Lys Lys Met Lys  
 865 870 875 880

Asn Tyr Trp Arg Gln Leu Leu Asn Ala Lys Leu Ile Thr Gln Arg Lys  
 885 890 895

Phe Asp Asn Leu Thr Lys Ala Glu Arg Gly Gly Leu Ser Glu Leu Asp  
 900 905 910

Lys Ala Gly Phe Ile Lys Arg Gln Leu Val Glu Thr Arg Gln Ile Thr  
 915 920 925

Lys His Val Ala Gln Ile Leu Asp Ser Arg Met Asn Thr Lys Tyr Asp  
 930 935 940

Glu Asn Asp Lys Leu Ile Arg Glu Val Lys Val Ile Thr Leu Lys Ser  
 945 950 955 960

Lys Leu Val Ser Asp Phe Arg Lys Asp Phe Gln Phe Tyr Lys Val Arg  
 965 970 975

Glu Ile Asn Asn Tyr His His Ala His Asp Ala Tyr Leu Asn Ala Val  
 980 985 990

Val Gly Thr Ala Leu Ile Lys Lys Tyr Pro Lys Leu Glu Ser Glu Phe  
 995 1000 1005

Val Tyr Gly Asp Tyr Lys Val Tyr Asp Val Arg Lys Met Ile Ala  
 1010 1015 1020

Lys Ser Glu Gln Glu Ile Gly Lys Ala Thr Ala Lys Tyr Phe Phe  
 1025 1030 1035

Tyr Ser Asn Ile Met Asn Phe Phe Lys Thr Glu Ile Thr Leu Ala  
 1040 1045 1050

Asn Gly Glu Ile Arg Lys Arg Pro Leu Ile Glu Thr Asn Gly Glu  
 1055 1060 1065

Thr Gly Glu Ile Val Trp Asp Lys Gly Arg Asp Phe Ala Thr Val  
 1070 1075 1080

Arg Lys Val Leu Ser Met Pro Gln Val Asn Ile Val Lys Lys Thr  
 1085 1090 1095

Glu Val Gln Thr Gly Gly Phe Ser Lys Glu Ser Ile Leu Pro Lys  
 1100 1105 1110

Arg Asn Ser Asp Lys Leu Ile Ala Arg Lys Lys Asp Trp Asp Pro  
 1115 1120 1125

Lys Lys Tyr Gly Gly Phe Asp Ser Pro Thr Val Ala Tyr Ser Val  
 1130 1135 1140

Leu Val Val Ala Lys Val Glu Lys Gly Lys Ser Lys Lys Leu Lys  
 1145 1150 1155

Ser Val Lys Glu Leu Leu Gly Ile Thr Ile Met Glu Arg Ser Ser  
 1160 1165 1170

Phe Glu Lys Asn Pro Ile Asp Phe Leu Glu Ala Lys Gly Tyr Lys  
 1175 1180 1185

Glu Val Lys Lys Asp Leu Ile Ile Lys Leu Pro Lys Tyr Ser Leu  
 1190 1195 1200

Phe Glu Leu Glu Asn Gly Arg Lys Arg Met Leu Ala Ser Ala Gly  
 1205 1210 1215

Glu Leu Gln Lys Gly Asn Glu Leu Ala Leu Pro Ser Lys Tyr Val  
 1220 1225 1230

Asn Phe Leu Tyr Leu Ala Ser His Tyr Glu Lys Leu Lys Gly Ser  
 1235 1240 1245

Pro Glu Asp Asn Glu Gln Lys Gln Leu Phe Val Glu Gln His Lys  
 1250 1255 1260

His Tyr Leu Asp Glu Ile Ile Glu Gln Ile Ser Glu Phe Ser Lys  
 1265 1270 1275

Arg Val Ile Leu Ala Asp Ala Asn Leu Asp Lys Val Leu Ser Ala  
 1280 1285 1290

Tyr Asn Lys His Arg Asp Lys Pro Ile Arg Glu Gln Ala Glu Asn  
 1295 1300 1305

Ile Ile His Leu Phe Thr Leu Thr Asn Leu Gly Ala Pro Ala Ala  
 1310 1315 1320

Phe Lys Tyr Phe Asp Thr Thr Ile Asp Arg Lys Arg Tyr Thr Ser  
 1325 1330 1335

Thr Lys Glu Val Leu Asp Ala Thr Leu Ile His Gln Ser Ile Thr  
 1340 1345 1350

Gly Leu Tyr Glu Thr Arg Ile Asp Leu Ser Gln Leu Gly Gly Asp  
 1355 1360 1365

Gly Gly Gly Ser Pro Lys Lys Lys Arg Lys Val  
 1370 1375

- <210> 207
- <211> 4140
- <212> RNA
- <213> Artificial Sequence

<220>  
 <223> Synthetic: Cas9 nickase (D10A) mRNA ORF

<400> 207  
 auggacaaga aguacagcau cggacuggca aucggaacaa acagcguccg augggcaguc 60  
 aucacagacg aaaucaaggu cccgagcaag aaguucaagg uccugggaaa cacagacaga 120  
 cacagcauca agaagaaccu gaucggagca cugcuguucg acagcggaga aacagcagaa 180  
 gcaacaagac ugaagagaac agcaagaaga agauacacaa gaagaaagaa cagaaucugc 240  
 uaccugcagg aaaucuucag caacgaaaug gcaaaggucg acgacagcuu cuuccacaga 300  
 cuggaagaaa gcuuccuggu cgaagaagac aagaagcacg aaagacacc gaucuucgga 360  
 acaucgucg acgaagucgc auaccacgaa aaguacccga caaucuacca ccugagaaag 420  
 aagcuggucg acagcacaga caaggcagac cugagacuga ucuaccuggc acuggcacac 480  
 augaucaagu ucagaggaca cuuccugauc gaaggagacc ugaacccgga caacagcgac 540  
 gucgacaagc uguucaucca gcugguccag acauacaacc agcuguucga agaaaacccg 600  
 aucaacgcaa gcggagucga cgcaaaggca auccugagcg caagacugag caagagcaga 660  
 agacuggaaa accugaucgc acagcugccg ggagaaaaga agaacggacu guucggaaac 720

2018-09-27\_01155-0013-00PCT\_ST25.txt

cugaucgcac	ugagccuggg	acugacaccg	aacuucaaga	gcaacuucga	ccuggcagaa	780
gacgcaaagc	ugcagcugag	caaggacaca	uacgacgacg	accuggacaa	ccugcuggca	840
cagaucggag	accaguacgc	agaccuguuc	cuggcagcaa	agaaccugag	cgacgcaauc	900
cugcugagcg	acauccugag	agucaacaca	gaaaucacaa	aggcaccgcu	gagcgcaagc	960
augaucaaga	gauacgacga	acaccaccag	gaccugacac	ugcugaaggc	acuggucaga	1020
cagcagcugc	cggaaaagua	caaggaaauc	uucuucgacc	agagcaagaa	cggauacgca	1080
ggauacaucg	acggaggagc	aagccaggaa	gaauucuaca	aguucaucaa	gccgauccug	1140
gaaaagaugg	acggaacaga	agaacugcug	gucaagcuga	acagagaaga	ccugcugaga	1200
aagcagagaa	cauucgacaa	cggaagcauc	ccgcaccaga	uccaccuggg	agaacugcac	1260
gcaauccuga	gaagacagga	agacuucuac	ccguuccuga	aggacaacag	agaaaagauc	1320
gaaaagaucc	ugacauucag	aaucccgua	uacgucggac	cgcuggcaag	aggaaacagc	1380
agauucgcau	ggaugacaag	aaagagcgaa	gaaacaauca	caccguggaa	cuucgaagaa	1440
gucgucgaca	agggagcaag	cgcacagagc	uucaucgaaa	gaaugacaaa	cuucgacaag	1500
aaccugccga	acgaaaaggu	ccugccgaag	cacagccugc	uguacgaaua	cuucacaguc	1560
uacaacgaac	ugacaaaggu	caaguacguc	acagaaggaa	ugagaaagcc	ggcauuccug	1620
agcggagAAC	agaagaaggc	aaucgucgac	cugcuguuca	agacaaacag	aaaggucaca	1680
gucaagcagc	ugaaggaaga	cuacuucaag	aagaucgaau	gcuucgacag	cgucgaaauc	1740
agcggagucg	aagacagauu	caacgcaagc	cugggaacau	accacgaccu	gcugaagauc	1800
aucaaggaca	aggacuuccu	ggacaacgaa	gaaaacgaag	acauccugga	agacaucguc	1860
cugacacuga	cacuguucga	agacagagaa	augaucgaag	aaagacugaa	gacauacgca	1920
caccuguucg	acgacaaggu	caugaagcag	cugaagagaa	gaagauacac	aggaugggga	1980
agacugagca	gaaagcugau	caacggaauc	agagacaagc	agagcggaaa	gacaauccug	2040
gacuuccuga	agagcgacgg	auucgcaa	agaaacuuca	ugcagcugau	ccacgacgac	2100
agccugacau	ucaaggaaga	cauccagaag	gcacagguca	gcggacaggg	agacagccug	2160



2018-09-27\_01155-0013-00PCT\_ST25.txt

cacgaacaca	ucgcaaaccu	ggcaggaagc	ccggcaauca	agaagggaa	ccugcagaca	2220
gucaaggucg	ucgacgaacu	ggucaagguc	augggaagac	acaagccgga	aaacaucguc	2280
aucgaaaugg	caagagaaaa	ccagacaaca	cagaagggac	agaagaacag	cagagaaaaga	2340
augaagagaa	ucgaagaagg	aaucaaggaa	cugggaagcc	agauccugaa	ggaacacccg	2400
gucgaaaaca	cacagcugca	gaacgaaaag	cuguaccugu	acuaccugca	gaacggaaga	2460
gacauguacg	ucgaccagga	acuggacauc	aacagacuga	gcgacuacga	cgucgaccac	2520
aucgucccgc	agagcuuccu	gaaggacgac	agcaucgaca	acaagguccu	gacaagaagc	2580
gacaagaaca	gaggaaagag	cgacaacguc	ccgagcgaag	aagucgucaa	gaagaugaag	2640
aacuacugga	gacagcugcu	gaacgcaaag	cugaucacac	agagaaaguu	cgacaaccug	2700
acaaaggcag	agagaggagg	acugagcga	cuggacaagg	caggauucau	caagagacag	2760
cuggucgaaa	caagacagau	cacaaagcac	gucgcacaga	uccuggacag	cagaaugaac	2820
acaaaguacg	acgaaaacga	caagcugauc	agagaaguca	aggucaucac	acugaagagc	2880
aagcugguca	gcgacuucag	aaaggacuuc	caguucuaca	aggucagaga	aaucaacaac	2940
uaccaccacg	cacacgacgc	auaccugaac	gcagucgucg	gaacagcacu	gaucaagaag	3000
uacccgaagc	uggaaagcga	auucgucuac	ggagacuaca	aggucucacga	cgucagaaaag	3060
augaucgcaa	agagcgaaca	ggaaaucgga	aaggcaacag	caaaguacuu	cuucuacagc	3120
aacaucauga	acuucuuaa	gacagaaauc	acacuggcaa	acggagaaa	cagaaagaga	3180
ccgcugaucg	aaacaaacgg	agaaacagga	gaaaucgucu	gggacaaggg	aagagacuuc	3240
gcaacaguca	gaaagguccu	gagcaugccg	caggucaaca	ucgucaagaa	gacagaaguc	3300
cagacaggag	gauucagcaa	ggaaagcauc	cugccgaaga	gaaacagcga	caagcugauc	3360
gcaagaaaga	aggacuggga	cccgaagaag	uacggaggau	ucgacagccc	gacagucgca	3420
uacagcgucc	uggucgucgc	aaaggucgaa	aagggaaaga	gcaagaagcu	gaagagcguc	3480
aaggaacugc	ugggaaucac	aaucauggaa	agaagcagcu	ucgaaaagaa	cccgaucgac	3540
uuccuggaag	caaagggaua	caaggaaguc	aagaaggacc	ugaucauca	gcugccgaag	3600

uacagccugu ucgaacugga aaacggaaga aagagaaugc uggcaagcgc aggagaacug 3660  
 cagaagggaa acgaacuggc acugccgagc aaguacguca acuccugua ccuggcaagc 3720  
 cacuacgaaa agcugaaggg aagcccggaa gacaacgaac agaagcagcu guucgucgaa 3780  
 cagcacaagc acuaccugga cgaaaucauc gaacagauca gcgaaauucag caagagaguc 3840  
 auccuggcag acgcaaaccu ggacaagguc cugagcgcau acaacaagca cagagacaag 3900  
 ccgaucagag aacaggcaga aaacaucauc caccuguuca cacugacaaa ccuggggagca 3960  
 ccggcagcau ucaaguacuu cgacacaaca aucgacagaa agagauacac aagcacaag 4020  
 gaaguccugg acgcaacacu gauccaccag agcaucacag gacugucgaa aacaagaauc 4080  
 gaccugagcc agcuggggagg agacggagga ggaagcccga agaagaagag aaaggucuag 4140

<210> 208  
 <211> 1379  
 <212> PRT  
 <213> Artificial Sequence

<220>  
 <223> Synthetic: dCas9 (D10A H840A) amino acid sequence

<400> 208

Met Asp Lys Lys Tyr Ser Ile Gly Leu Ala Ile Gly Thr Asn Ser Val  
 1 5 10 15

Gly Trp Ala Val Ile Thr Asp Glu Tyr Lys Val Pro Ser Lys Lys Phe  
 20 25 30

Lys Val Leu Gly Asn Thr Asp Arg His Ser Ile Lys Lys Asn Leu Ile  
 35 40 45

Gly Ala Leu Leu Phe Asp Ser Gly Glu Thr Ala Glu Ala Thr Arg Leu  
 50 55 60

Lys Arg Thr Ala Arg Arg Arg Tyr Thr Arg Arg Lys Asn Arg Ile Cys  
 65 70 75 80

Tyr Leu Gln Glu Ile Phe Ser Asn Glu Met Ala Lys Val Asp Asp Ser  
 85 90 95

Phe Phe His Arg Leu Glu Glu Ser Phe Leu Val Glu Glu Asp Lys Lys  
 100 105 110

His Glu Arg His Pro Ile Phe Gly Asn Ile Val Asp Glu Val Ala Tyr  
 115 120 125

His Glu Lys Tyr Pro Thr Ile Tyr His Leu Arg Lys Lys Leu Val Asp  
 130 135 140

Ser Thr Asp Lys Ala Asp Leu Arg Leu Ile Tyr Leu Ala Leu Ala His  
 145 150 155 160

Met Ile Lys Phe Arg Gly His Phe Leu Ile Glu Gly Asp Leu Asn Pro  
 165 170 175

Asp Asn Ser Asp Val Asp Lys Leu Phe Ile Gln Leu Val Gln Thr Tyr  
 180 185 190

Asn Gln Leu Phe Glu Glu Asn Pro Ile Asn Ala Ser Gly Val Asp Ala  
 195 200 205

Lys Ala Ile Leu Ser Ala Arg Leu Ser Lys Ser Arg Arg Leu Glu Asn  
 210 215 220

Leu Ile Ala Gln Leu Pro Gly Glu Lys Lys Asn Gly Leu Phe Gly Asn  
 225 230 235 240

Leu Ile Ala Leu Ser Leu Gly Leu Thr Pro Asn Phe Lys Ser Asn Phe  
 245 250 255

Asp Leu Ala Glu Asp Ala Lys Leu Gln Leu Ser Lys Asp Thr Tyr Asp  
 260 265 270

Asp Asp Leu Asp Asn Leu Leu Ala Gln Ile Gly Asp Gln Tyr Ala Asp  
 275 280 285

Leu Phe Leu Ala Ala Lys Asn Leu Ser Asp Ala Ile Leu Leu Ser Asp  
 290 295 300

Ile Leu Arg Val Asn Thr Glu Ile Thr Lys Ala Pro Leu Ser Ala Ser  
 305 310 315 320

Met Ile Lys Arg Tyr Asp Glu His His Gln Asp Leu Thr Leu Leu Lys  
 325 330 335

Ala Leu Val Arg Gln Gln Leu Pro Glu Lys Tyr Lys Glu Ile Phe Phe  
 340 345 350

Asp Gln Ser Lys Asn Gly Tyr Ala Gly Tyr Ile Asp Gly Gly Ala Ser  
 355 360 365

Gln Glu Glu Phe Tyr Lys Phe Ile Lys Pro Ile Leu Glu Lys Met Asp  
 370 375 380

Gly Thr Glu Glu Leu Leu Val Lys Leu Asn Arg Glu Asp Leu Leu Arg  
 385 390 395 400

Lys Gln Arg Thr Phe Asp Asn Gly Ser Ile Pro His Gln Ile His Leu  
 405 410 415

Gly Glu Leu His Ala Ile Leu Arg Arg Gln Glu Asp Phe Tyr Pro Phe  
 420 425 430

Leu Lys Asp Asn Arg Glu Lys Ile Glu Lys Ile Leu Thr Phe Arg Ile  
 435 440 445

Pro Tyr Tyr Val Gly Pro Leu Ala Arg Gly Asn Ser Arg Phe Ala Trp  
 450 455 460

Met Thr Arg Lys Ser Glu Glu Thr Ile Thr Pro Trp Asn Phe Glu Glu  
 465 470 475 480

Val Val Asp Lys Gly Ala Ser Ala Gln Ser Phe Ile Glu Arg Met Thr  
 485 490 495

Asn Phe Asp Lys Asn Leu Pro Asn Glu Lys Val Leu Pro Lys His Ser  
 500 505 510

Leu Leu Tyr Glu Tyr Phe Thr Val Tyr Asn Glu Leu Thr Lys Val Lys  
 515 520 525

Tyr Val Thr Glu Gly Met Arg Lys Pro Ala Phe Leu Ser Gly Glu Gln  
 530 535 540

Lys Lys Ala Ile Val Asp Leu Leu Phe Lys Thr Asn Arg Lys Val Thr  
 545 550 555 560

Val Lys Gln Leu Lys Glu Asp Tyr Phe Lys Lys Ile Glu Cys Phe Asp  
 565 570 575

Ser Val Glu Ile Ser Gly Val Glu Asp Arg Phe Asn Ala Ser Leu Gly  
 580 585 590

Thr Tyr His Asp Leu Leu Lys Ile Ile Lys Asp Lys Asp Phe Leu Asp  
 595 600 605

Asn Glu Glu Asn Glu Asp Ile Leu Glu Asp Ile Val Leu Thr Leu Thr  
 610 615 620

Leu Phe Glu Asp Arg Glu Met Ile Glu Glu Arg Leu Lys Thr Tyr Ala  
 625 630 635 640

His Leu Phe Asp Asp Lys Val Met Lys Gln Leu Lys Arg Arg Arg Tyr  
 645 650 655

Thr Gly Trp Gly Arg Leu Ser Arg Lys Leu Ile Asn Gly Ile Arg Asp  
 660 665 670

Lys Gln Ser Gly Lys Thr Ile Leu Asp Phe Leu Lys Ser Asp Gly Phe  
 675 680 685

Ala Asn Arg Asn Phe Met Gln Leu Ile His Asp Asp Ser Leu Thr Phe  
 690 695 700

Lys Glu Asp Ile Gln Lys Ala Gln Val Ser Gly Gln Gly Asp Ser Leu  
 705 710 715 720

His Glu His Ile Ala Asn Leu Ala Gly Ser Pro Ala Ile Lys Lys Gly  
 725 730 735

Ile Leu Gln Thr Val Lys Val Val Asp Glu Leu Val Lys Val Met Gly  
 740 745 750

Arg His Lys Pro Glu Asn Ile Val Ile Glu Met Ala Arg Glu Asn Gln  
 755 760 765

Thr Thr Gln Lys Gly Gln Lys Asn Ser Arg Glu Arg Met Lys Arg Ile  
 770 775 780

Glu Glu Gly Ile Lys Glu Leu Gly Ser Gln Ile Leu Lys Glu His Pro  
 785 790 795 800

Val Glu Asn Thr Gln Leu Gln Asn Glu Lys Leu Tyr Leu Tyr Tyr Leu  
 805 810 815

Gln Asn Gly Arg Asp Met Tyr Val Asp Gln Glu Leu Asp Ile Asn Arg  
 820 825 830

Leu Ser Asp Tyr Asp Val Asp Ala Ile Val Pro Gln Ser Phe Leu Lys  
 835 840 845

Asp Asp Ser Ile Asp Asn Lys Val Leu Thr Arg Ser Asp Lys Asn Arg  
 850 855 860

Gly Lys Ser Asp Asn Val Pro Ser Glu Glu Val Val Lys Lys Met Lys  
 865 870 875 880

Asn Tyr Trp Arg Gln Leu Leu Asn Ala Lys Leu Ile Thr Gln Arg Lys  
 885 890 895

Phe Asp Asn Leu Thr Lys Ala Glu Arg Gly Gly Leu Ser Glu Leu Asp  
 900 905 910

Lys Ala Gly Phe Ile Lys Arg Gln Leu Val Glu Thr Arg Gln Ile Thr  
 915 920 925

Lys His Val Ala Gln Ile Leu Asp Ser Arg Met Asn Thr Lys Tyr Asp  
 930 935 940

Glu Asn Asp Lys Leu Ile Arg Glu Val Lys Val Ile Thr Leu Lys Ser  
 945 950 955 960

Lys Leu Val Ser Asp Phe Arg Lys Asp Phe Gln Phe Tyr Lys Val Arg  
 965 970 975

Glu Ile Asn Asn Tyr His His Ala His Asp Ala Tyr Leu Asn Ala Val  
 980 985 990

Val Gly Thr Ala Leu Ile Lys Lys Tyr Pro Lys Leu Glu Ser Glu Phe  
 995 1000 1005

Val Tyr Gly Asp Tyr Lys Val Tyr Asp Val Arg Lys Met Ile Ala  
 1010 1015 1020

Lys Ser Glu Gln Glu Ile Gly Lys Ala Thr Ala Lys Tyr Phe Phe  
 1025 1030 1035

Tyr Ser Asn Ile Met Asn Phe Phe Lys Thr Glu Ile Thr Leu Ala  
 1040 1045 1050  
  
 Asn Gly Glu Ile Arg Lys Arg Pro Leu Ile Glu Thr Asn Gly Glu  
 1055 1060 1065  
  
 Thr Gly Glu Ile Val Trp Asp Lys Gly Arg Asp Phe Ala Thr Val  
 1070 1075 1080  
  
 Arg Lys Val Leu Ser Met Pro Gln Val Asn Ile Val Lys Lys Thr  
 1085 1090 1095  
  
 Glu Val Gln Thr Gly Gly Phe Ser Lys Glu Ser Ile Leu Pro Lys  
 1100 1105 1110  
  
 Arg Asn Ser Asp Lys Leu Ile Ala Arg Lys Lys Asp Trp Asp Pro  
 1115 1120 1125  
  
 Lys Lys Tyr Gly Gly Phe Asp Ser Pro Thr Val Ala Tyr Ser Val  
 1130 1135 1140  
  
 Leu Val Val Ala Lys Val Glu Lys Gly Lys Ser Lys Lys Leu Lys  
 1145 1150 1155  
  
 Ser Val Lys Glu Leu Leu Gly Ile Thr Ile Met Glu Arg Ser Ser  
 1160 1165 1170  
  
 Phe Glu Lys Asn Pro Ile Asp Phe Leu Glu Ala Lys Gly Tyr Lys  
 1175 1180 1185  
  
 Glu Val Lys Lys Asp Leu Ile Ile Lys Leu Pro Lys Tyr Ser Leu  
 1190 1195 1200  
  
 Phe Glu Leu Glu Asn Gly Arg Lys Arg Met Leu Ala Ser Ala Gly  
 1205 1210 1215



Glu Leu Gln Lys Gly Asn Glu Leu Ala Leu Pro Ser Lys Tyr Val  
 1220 1225 1230

Asn Phe Leu Tyr Leu Ala Ser His Tyr Glu Lys Leu Lys Gly Ser  
 1235 1240 1245

Pro Glu Asp Asn Glu Gln Lys Gln Leu Phe Val Glu Gln His Lys  
 1250 1255 1260

His Tyr Leu Asp Glu Ile Ile Glu Gln Ile Ser Glu Phe Ser Lys  
 1265 1270 1275

Arg Val Ile Leu Ala Asp Ala Asn Leu Asp Lys Val Leu Ser Ala  
 1280 1285 1290

Tyr Asn Lys His Arg Asp Lys Pro Ile Arg Glu Gln Ala Glu Asn  
 1295 1300 1305

Ile Ile His Leu Phe Thr Leu Thr Asn Leu Gly Ala Pro Ala Ala  
 1310 1315 1320

Phe Lys Tyr Phe Asp Thr Thr Ile Asp Arg Lys Arg Tyr Thr Ser  
 1325 1330 1335

Thr Lys Glu Val Leu Asp Ala Thr Leu Ile His Gln Ser Ile Thr  
 1340 1345 1350

Gly Leu Tyr Glu Thr Arg Ile Asp Leu Ser Gln Leu Gly Gly Asp  
 1355 1360 1365

Gly Gly Gly Ser Pro Lys Lys Lys Arg Lys Val  
 1370 1375

<210> 209  
 <211> 4140

&lt;212&gt; RNA

&lt;213&gt; Artificial Sequence

&lt;220&gt;

&lt;223&gt; Synthetic: dCas9 (D10A H840A) mRNA ORF

&lt;400&gt; 209

```

auggacaaga aguacagcau cggacuggca aucggaaca acagcgucgg augggcaguc      60
aucacagacg aauacaaggu cccgagcaag aaguucaagg uccugggaaa cacagacaga      120
cacagcauca agaagaaccu gaucggagca cugcuguucg acagcggaga aacagcagaa      180
gcaacaagac ugaagagaac agcaagaaga agauacacaa gaagaaagaa cagaaucugc      240
uaccugcagg aaaucuucag caacgaaaug gcaaaggucg acgacagcuu cuuccacaga      300
cuggaagaaa gcuuccuggu cgaagaagac aagaagcacg aaagacacc gaucuucgga      360
aacaucgucg acgaagucgc auaccacgaa aaguaccga caaucuacca ccugagaaag      420
aagcuggucg acagcacaga caaggcagac cugagacuga ucuaccuggc acuggcacac      480
augaucaagu ucagaggaca cuuccugauc gaaggagacc ugaacccgga caacagcgac      540
gucgacaagc uguucaucca gcugguccag acauacaacc agcuguucga agaaaacccg      600
aucaacgcaa gcggagucga cgcaaaggca auccugagcg caagacugag caagagcaga      660
agacuggaaa accugaucgc acagcugccg ggagaaaaga agaacggacu guucggaaac      720
cugaucgcac ugagccuggg acugacaccg aacuucaaga gcaacuucga ccuggcagaa      780
gacgcaaagc ugcagcugag caaggacaca uacgacgacg accuggacaa ccugcuggca      840
cagaucggag accaguacgc agaccuguuc cuggcagcaa agaaccugag cgacgcaauc      900
cugcugagcg acauccugag agucaacaca gaaucacaa aggcaccgcu gagcgcaagc      960
augaucaaga gauacgacga acaccaccag gaccugacac ugcugaaggc acuggucaga     1020
cagcagcugc cggaaaagua caaggaaauc uucuucgacc agagcaagaa cggauacgca     1080
ggauacaucg acggaggagc aagccaggaa gaauucuaca aguucauca gccgauccug     1140
gaaaagaugg acggaacaga agaacugcug gucaagcuga acagagaaga ccugcugaga     1200
aagcagagaa cauucgacaa cggaagcauc ccgcaccaga uccaccuggg agaacugcac     1260

```

2018-09-27\_01155-0013-00PCT\_ST25.txt

gcaauccuga	gaagacagga	agacuucuac	ccguuccuga	aggacaacag	agaaaagauc	1320
gaaaagaucc	ugacauucag	aaucccguaac	uacgucggac	cgcuggcaag	aggaaacagc	1380
agauucgcau	ggaugacaag	aaagagcgaa	gaaacaauca	caccguggaa	cuucgaagaa	1440
gucgucgaca	aggagcaag	cgcacagagc	uucaucgaaa	gaaugacaaa	cuucgacaag	1500
aaccugcccga	acgaaaaggu	ccugcccgaag	cacagccugc	uguacgaaua	cuucacaguc	1560
uacaacgaac	ugacaaaggu	caaguacguc	acagaaggaa	ugagaaagcc	ggcauuccug	1620
agcggagaac	agaagaaggc	aaucgucgac	cugcuguuca	agacaaacag	aaaggucaca	1680
gucaagcagc	ugaaggaaga	cuacuucaag	aagaucgaau	gcuucgacag	cgucgaaauc	1740
agcggagucg	aagacagauu	caacgcaagc	cugggaacau	accacgaccu	gcugaagauc	1800
aucaaggaca	aggacuuccu	ggacaacgaa	gaaaacgaag	acauccugga	agacaucguc	1860
cugacacuga	cacuguucga	agacagagaa	augaucgaag	aaagacugaa	gacauacgca	1920
caccuguucg	acgacaaggu	caugaagcag	cugaagagaa	gaagauacac	aggaugggga	1980
agacugagca	gaaagcugau	caacggaauc	agagacaagc	agagcggaaa	gacaauccug	2040
gacuuccuga	agagcgacgg	auucgcaaac	agaaacuuca	ugcagcugau	ccacgacgac	2100
agccugacau	ucaaggaaga	cauccagaag	gcacagguca	gcfgacaggg	agacagccug	2160
cacgaacaca	ucgcaaaccu	ggcaggaagc	ccggcaauca	agaagggaau	ccugcagaca	2220
gucaaggucg	ucgacgaacu	ggucaagguc	augggaagac	acaagccgga	aaacaucguc	2280
aucgaaaugg	caagagaaaa	ccagacaaca	cagaaggac	agaagaacag	cagagaaaaga	2340
augaagagaa	ucgaagaagg	aaucaaggaa	cugggaagcc	agauccugaa	ggaacacccg	2400
gucgaaaaca	cacagcugca	gaacgaaaag	cuguaccugu	acuaccugca	gaacggaaga	2460
gacauguacg	ucgaccagga	acuggacauc	aacagacuga	gcgacuacga	cgucgacgca	2520
aucgucccgc	agagcuuccu	gaaggacgac	agcaucgaca	acaagguccu	gacaagaagc	2580
gacaagaaca	gaggaaagag	cgacaacguc	ccgagcgaag	aagucgucaa	gaagaugaag	2640
aacuacugga	gacagcugcu	gaacgcaaag	cugaucacac	agagaaaguu	cgacaaccug	2700

## 2018-09-27\_01155-0013-00PCT\_ST25.txt

acaaaggcag	agagaggagg	acugagcgaa	cuggacaagg	caggauucau	caagagacag	2760
cuggucgaaa	caagacagau	cacaaagcac	gucgcacaga	uccuggacag	cagaaugaac	2820
acaaaguacg	acgaaaacga	caagcugauc	agagaaguca	aggucaucac	acugaagagc	2880
aagcugguca	gcgacuucag	aaaggacuuc	caguucuaca	aggucagaga	aaucaacaac	2940
uaccaccacg	cacacgacgc	auaccugaac	gcagucgucg	gaacagcacu	gaucaagaag	3000
uacccgaagc	uggaaagcga	auucgucuac	ggagacuaca	aggucucga	cgucagaaag	3060
augaucgcaa	agagcgaaca	ggaaaucgga	aaggcaacag	caaaguacuu	cuucucagc	3120
aacaucauga	acuucuucaa	gacagaaauc	acacuggcaa	acggagaaaau	cagaaagaga	3180
ccgcugaucg	aaacaaacgg	agaaacagga	gaaaucgucu	gggacaaggg	aagagacuuc	3240
gcaacaguca	gaaagguccu	gagcaugccg	caggucaaca	ucgucaagaa	gacagaaguc	3300
cagacaggag	gauucagcaa	ggaaagcauc	cugccgaaga	gaaacagcga	caagcugauc	3360
gcaagaaaaga	aggacuggga	cccgaagaag	uacggaggau	ucgacagccc	gacagucgca	3420
uacagcgucc	uggucgucgc	aaaggucgaa	aagggaaga	gcaagaagcu	gaagagcguc	3480
aaggaacugc	ugggaaucac	aaucauggaa	agaagcagcu	ucgaaaagaa	cccgaucgac	3540
uuccuggaag	caaagggaua	caaggaaguc	aagaaggacc	ugaucaucaa	gcugccgaag	3600
uacagccugu	ucgaacugga	aaacggaaga	aagagaaugc	uggcaagcgc	aggagaacug	3660
cagaagggaa	acgaacuggc	acugccgagc	aaguacguca	acuuccugua	ccuggcaagc	3720
cacuacgaaa	agcugaaggg	aagcccggaa	gacaacgaac	agaagcagcu	guucgucgaa	3780
cagcacaagc	acuaccugga	cgaaaucauc	gaacagauca	gcgaaucag	caagagaguc	3840
auccuggcag	acgcaaaccu	ggacaagguc	cugagcgcau	acaacaagca	cagagacaag	3900
ccgaucagag	aacaggcaga	aaacaucauc	caccuguuca	cacugacaaa	ccugggagca	3960
ccggcagcau	ucaaguacuu	cgacacaaca	aucgacagaa	agagauacac	aagcaciaaag	4020
gaaguccugg	acgcaacacu	gauccaccag	agcaucacag	gacuguacga	aacaagaauc	4080
gaccugagcc	agcugggagg	agacggagga	ggaagcccga	agaagaagag	aaaggucuag	4140

<210> 210  
 <211> 4134  
 <212> RNA  
 <213> Artificial Sequence

<220>  
 <223> Synthetic: Cas9 mRNA coding sequence using minimal uridine codons  
 (no start or stop codons; suitable for inclusion in fusion  
 protein coding sequence)

<400> 210  
 gacaagaagu acagcaucgg acuggacauc ggaacaaaca gcgucggaug ggcagucauc 60  
 acagacgaau acaaggucc gagcaagaag uucaaggucc ugggaaacac agacagacac 120  
 agcaucaaga agaaccugau cggagcacug cuguucgaca gcggagaaac agcagaagca 180  
 acaagacuga agagaacagc aagaagaaga uacacaagaa gaaagaacag aaucugcuac 240  
 cugcaggaaa ucuucagcaa cgaaauggca aaggucgacg acagcuucuu ccacagacug 300  
 gaagaaagcu uccuggucga agaagacaag aagcacgaaa gacacccgau cuucggaaac 360  
 aucgucgacg aagucgcaua ccacgaaaag uacccgacaa ucuaccaccu gagaaagaag 420  
 cuggucgaca gcacagacaa ggacagaccug agacugaucu accuggcacu ggcacacaug 480  
 aucaaguuca gaggacacuu ccugaucgaa ggagaccuga acccggacaa cagcgacguc 540  
 gacaagcugu ucauccagcu gguccagaca uacaaccagc uguucgaaga aaacccgauc 600  
 aacgcaagcg gagucgacgc aaaggcaauc cugagcgcaa gacugagcaa gagcagaaga 660  
 cuggaaaacc ugauvcgaca gcugccggga gaaaagaaga acggacuguu cggaaaccug 720  
 aucgcacuga gccugggacu gacaccgaac uucaagagca acuucgaccu ggcagaagac 780  
 gcaaagcugc agcugagcaa ggacacauac gacgacgacc uggacaaccu gcuggcacag 840  
 aucggagacc aguacgcaga ccuguuccug gcagcaaaga accugagcga cgcaauccug 900  
 cugagcgaca uccugagagu caacacagaa aucacaaagg caccgcugag cgcaagcaug 960  
 aucaagagau acgacgaaca ccaccaggac cugacacugc ugaaggcacu ggucagacag 1020  
 cagcugccgg aaaaguacaa ggaaaucuuc uucgaccaga gcaagaacgg auacgcagga 1080

2018-09-27\_01155-0013-00PCT\_ST25.txt

uacaucgacg	gaggagcaag	ccaggaagaa	uucuacaagu	ucaucaagcc	gauccuggaa	1140
aagauggacg	gaacagaaga	acugcugguc	aagcugaaca	gagaagaccu	gcugagaaag	1200
cagagaacau	ucgacaacgg	aagcaucccg	caccagaucc	accugggaga	acugcacgca	1260
auccugagaa	gacaggaaga	cuucuacccg	uuccugaagg	acaacagaga	aaagaucgaa	1320
aagauccuga	cauucagaau	cccguacuac	gucggaccgc	uggcaagagg	aaacagcaga	1380
uucgcaugga	ugacaagaaa	gagcgaagaa	acaaucacac	cguggaacuu	cgaagaaguc	1440
gucgacaagg	gagcaagcgc	acagagcuuc	aucgaaagaa	ugacaaacuu	cgacaagaac	1500
cugccgaacg	aaaagguccu	gccgaagcac	agccugcugu	acgaauacuu	cacagucuac	1560
aacgaacuga	caaagguaaa	guacgucaca	gaaggaauga	gaaagccggc	auuccugagc	1620
ggagaacaga	agaaggcaau	cgucgaccug	cuguucaaga	caaacagaaa	ggucacaguc	1680
aagcagcuga	aggaagacua	cuucaagaag	aucgaaugcu	ucgacagcgu	cgaaaucagc	1740
ggagucgaag	acagauucaa	cgcaagccug	ggaacauacc	acgaccugcu	gaagaucauc	1800
aaggacaagg	acuuccugga	caacgaagaa	aacgaagaca	uccuggaaga	caucguccug	1860
acacugacac	uguucgaaga	cagagaaaug	aucgaagaaa	gacugaagac	auacgcacac	1920
cuguucgacg	acaaggucou	gaagcagcug	aagagaagaa	gauacacagg	auggggaaga	1980
cugagcagaa	agcugaucaa	cggaaucaga	gacaagcaga	gcggaagac	aauccuggac	2040
uuccugaaga	gcgacggauu	cgcaaacaga	aacuucaugc	agcugaucca	cgacgacagc	2100
cugacauuca	aggaagacau	ccagaaggca	caggucagcg	gacagggaga	cagccugcac	2160
gaacacaucg	caaaccuggc	aggaagcccg	gcaaucaaga	agggaauccu	gcagacaguc	2220
aaggucgucg	acgaacuggu	caaggucaug	ggaagacaca	agccggaaaa	caucgucauc	2280
gaaauggcaa	gagaaaacca	gacaacacag	aaggacagaa	agaacagcag	agaaagaag	2340
aagagaaucg	aagaaggaau	caaggaacug	ggaagccaga	uccugaagga	acaccgguc	2400
gaaaacacac	agcugcagaa	cgaaaagcug	uaccuguacu	accugcagaa	cggaagagac	2460
auguacgucg	accaggaacu	ggacaaucaac	agacugagcg	acuacgacgu	cgaccacauc	2520

2018-09-27\_01155-0013-00PCT\_ST25.txt

gucgccgaga	gcuuccugaa	ggacgacagc	aucgacaaca	agguccugac	aagaagcgac	2580
aagaacagag	gaaagagcga	caacgucccg	agcgaagaag	ucgucaagaa	gaugaagaac	2640
uacuggagac	agcugcugaa	cgcaaagcug	aucacacaga	gaaaguucga	caaccugaca	2700
aaggcagaga	gaggaggacu	gagcgaacug	gacaaggcag	gauucaucaa	gagacagcug	2760
gucgaaacaa	gacagaucac	aaagcacguc	gcacagaucc	uggacagcag	aaugaacaca	2820
aaguacgacg	aaaacgacaa	gcugaucaga	gaagucaagg	ucaucacacu	gaagagcaag	2880
cuggucagcg	acuucagaaa	ggacuuccag	uucuacaagg	ucagagaaa	caacaacuac	2940
caccacgcac	acgacgcaua	ccugaacgca	gucgucggaa	cagcacugau	caagaaguac	3000
ccgaagcugg	aaagcgaauu	cgucuacgga	gacuacaagg	ucuacgacgu	cagaaagaug	3060
aucgcaaaga	gcgaacagga	aaucggaaag	gcaacagcaa	aguacuucuu	cuacagcaac	3120
aucaugaacu	ucuucaagac	agaaaucaca	cuggcaaacg	gagaaaucag	aaagagaccg	3180
cugaucgaaa	caaacggaga	aacaggagaa	aucgucuggg	acaagggaag	agacuucgca	3240
acagucagaa	agguccugag	caugccgcag	gucaacaucg	ucaagaagac	agaaguccag	3300
acaggaggau	ucagcaagga	aagcauccug	ccgaagagaa	acagcgacaa	gcugaucgca	3360
agaaaagaag	acugggaccc	gaagaaguac	ggaggauucg	acagcccgac	agucgcuauc	3420
agcguccugg	ucgucgcaaa	ggucgaaaag	ggaaagagca	agaagcugaa	gagcgucaag	3480
gaacugcugg	gaaucacaau	cauggaaaga	agcagcuucg	aaaagaacc	gaucgacuuc	3540
cuggaagcaa	agggauacaa	ggaagucaag	aaggaccuga	ucaucaagcu	gccgaaguac	3600
agccuguucg	aacuggaaaa	cggaagaaag	agaaugcugg	caagcgcagg	agaacugcag	3660
aagggaaacg	aacuggcacu	gccgagcaag	uacgucaacu	uccuguaccu	ggcaagccac	3720
uacgaaaagc	ugaagggaag	cccggaagac	aacgaacaga	agcagcuguu	cgucgaacag	3780
cacaagcacu	accuggacga	aaucaucgaa	cagaucagcg	aaucagcaa	gagagucauc	3840
cuggcagacg	caaaccugga	caagguccug	agcgcauaca	acaagcacag	agacaagccg	3900
aucagagaac	aggcagaaaa	caucauccac	cuguucacac	ugacaaaccu	gggagcaccg	3960

2018-09-27\_01155-0013-00PCT\_ST25.txt

gcagcauuca aguacuucga cacaacauc gacagaaaga gauacacaag cacaaaggaa 4020  
guccuggacg caacacugau ccaccagagc aucacaggac uguacgaaac aagaaucgac 4080  
cugagccagc ugggaggaga cggaggagga agcccgaaga agaagagaaa gguc 4134

<210> 211  
<211> 4134  
<212> RNA  
<213> Artificial Sequence

<220>  
<223> Synthetic: Cas9 nickase bare coding sequence

<400> 211  
gacaagaagu acagcaucgg acuggcaauc ggaacaaaca gcgucggaug ggcagucauc 60  
acagacgaau acaaggucc gagcaagaag uucaaggucc ugggaaacac agacagacac 120  
agcaucaaga agaaccugau cggagcacug cuguucgaca gcggagaaac agcagaagca 180  
acaagacuga agagaacagc aagaagaaga uacacaagaa gaaagaacag aaucugcuac 240  
cugcaggaaa ucuucagcaa cgaaauggca aaggucgacg acagcuucuu ccacagacug 300  
gaagaaagcu uccuggucga agaagacaag aagcacgaaa gacacccgau cuucggaac 360  
aucgucgacg aagucgcau ccacgaaaag uacccgacaa ucuaccaccu gagaaagaag 420  
cuggucgaca gcacagacaa ggcagaccug agacugaucu accuggcacu ggcacacaug 480  
aucaaguuca gaggacacuu ccugaucgaa ggagaccuga acccgacaa cagcgacguc 540  
gacaagcugu ucauccagcu gguccagaca uacaaccagc uguucgaaga aaacccgauc 600  
aacgcaagcg gagucgacgc aaaggcaauc cugagcgcaa gacugagcaa gagcagaaga 660  
cuggaaaacc ugauvcaca gcugccggga gaaaagaaga acggacuguu cggaaaccug 720  
aucgcacuga gccugggacu gacaccgaac uucaagagca acuucgaccu ggcagaagac 780  
gcaaagcugc agcugagcaa ggacacauac gacgacgacc uggacaaccu gcuggcacag 840  
aucggagacc aguacgcaga ccuguuccug gcagcaaaga accugagcga cgcaauccug 900  
cugagcgaca uccugagagu caacacagaa aucacaaagg caccgcugag cgcaagcaug 960



2018-09-27\_01155-0013-00PCT\_ST25.txt

aucaagagau	acgacgaaca	ccaccaggac	cugacacugc	ugaaggcacu	ggucagacag	1020
cagcugccgg	aaaaguacaa	ggaaaucuuc	uucgaccaga	gcaagaacgg	auacgcagga	1080
uacaucgacg	gaggagcaag	ccaggaagaa	uucuacaagu	ucaucaagcc	gauccuggaa	1140
aagauggacg	gaacagaaga	acugcugguc	aagcugaaca	gagaagaccu	gcugagaaag	1200
cagagaacau	ucgacaacgg	aagcaucccg	caccagaucc	accugggaga	acugcacgca	1260
auccugagaa	gacaggaaga	cuucuacccg	uuccugaagg	acaacagaga	aaagaucgaa	1320
aagauccuga	cauucagaau	cccguacuac	gucggaccgc	uggcaagagg	aaacagcaga	1380
uucgcaugga	ugacaagaaa	gagcgaagaa	acaaucacac	cguggaacuu	cgaagaaguc	1440
gucgacaagg	gagcaagcgc	acagagcuuc	aucgaaagaa	ugacaaacuu	cgacaagaac	1500
cugccgaacg	aaaagguccu	gccgaagcac	agccugcugu	acgaauacuu	cacagucuac	1560
aacgaacuga	caaaggucaa	guacgucaca	gaaggaauga	gaaagccggc	auuccugagc	1620
ggagaacaga	agaaggcaau	cgucgaccug	cuguucaaga	caaacagaaa	ggucacaguc	1680
aagcagcuga	aggaagacua	cuucaagaag	aucgaaugcu	ucgacagcgu	cgaaaucagc	1740
ggagucgaag	acagauucaa	cgcaagccug	ggaacauacc	acgaccugcu	gaagaucauc	1800
aaggacaagg	acuuccugga	caacgaagaa	aacgaagaca	uccuggaaga	caucguccug	1860
acacugacac	uguucgaaga	cagagaaaug	aucgaagaaa	gacugaagac	auacgcacac	1920
cuguucgacg	acaaggucau	gaagcagcug	aagagaagaa	gauacacagg	auggggaaga	1980
cugagcagaa	agcugaucaa	cggaaucaga	gacaagcaga	gcggaaagac	aauccuggac	2040
uuccugaaga	gcgacggauu	cgcaaacaga	aacuucaugc	agcugaucca	cgacgacagc	2100
cugacauuca	aggaagacau	ccagaaggca	caggucagcg	gacagggaga	cagccugcac	2160
gaacacaucg	caaaccuggc	aggaagcccg	gcaaucaaga	agggaauccu	gcagacaguc	2220
aaggucgucg	acgaacuggu	caaggucaug	ggaagacaca	agccggaaaa	caucgucauc	2280
gaaauggcaa	gagaaaacca	gacaacacag	aaggacaga	agaacagcag	agaaagaaug	2340
aagagaaucg	aagaaggaau	caaggaacug	ggaagccaga	uccugaagga	acacccgguc	2400

2018-09-27\_01155-0013-00PCT\_ST25.txt

gaaaacacac	agcugcagaa	cgaaaagcug	uaccuguacu	accugcagaa	cggaagagac	2460
auguacgucg	accaggaacu	ggacaucaac	agacugagcg	acuacgacgu	cgaccacauc	2520
gucgccgaga	gcuuccugaa	ggacgacagc	aucgacaaca	agguccugac	aagaagcgac	2580
aagaacagag	gaaagagcga	caacgucg	agcgaagaag	ucgucaagaa	gaugaagaac	2640
uacuggagac	agcugcugaa	cgcaaagcug	aucacacaga	gaaaguucga	caaccugaca	2700
aaggcagaga	gaggaggacu	gagcgaacug	gacaaggcag	gauucaucaa	gagacagcug	2760
gucgaaacaa	gacagaucac	aaagcacguc	gcacagaucc	uggacagcag	aaugaacaca	2820
aaguacgacg	aaaacgacaa	gcugaucaga	gaagucaagg	ucaucacacu	gaagagcaag	2880
cuggucagcg	acuucagaaa	ggacuuccag	uucuacaagg	ucagagaaa	caacaacuac	2940
caccacgcac	acgacgcaua	ccugaacgca	gucgucggaa	cagcacugau	caagaaguac	3000
ccgaagcugg	aaagcgaauu	cgucuacgga	gacuacaagg	ucuacgacgu	cagaaagaug	3060
aucgcaaaga	gcgaacagga	aaucggaaag	gcaacagcaa	aguacuucuu	cuacagcaac	3120
aucaugaacu	ucuucaagac	agaaaucaca	cuggcaaacg	gagaaaucag	aaagagaccg	3180
cugaucgaaa	caaacggaga	aacaggagaa	aucgucuggg	acaaggggaag	agacuucgca	3240
acagucagaa	agguccugag	caugccgcag	gucaacaucg	ucaagaagac	agaaguccag	3300
acaggaggau	ucagcaagga	aagcauccug	ccgaagagaa	acagcgacaa	gcugaucgca	3360
agaaagaagg	acugggaccc	gaagaaguac	ggaggauucg	acagcccgac	agucgcauac	3420
agcguccugg	ucgucgcaaa	ggucgaaaag	ggaaagagca	agaagcugaa	gagcgucaag	3480
gaacugcugg	gaaucacaau	cauggaaaga	agcagcuucg	aaaagaaccc	gaucgacuuc	3540
cuggaagcaa	agggauacaa	ggaagucaag	aaggaccuga	ucaucaagcu	gccgaaguac	3600
agccguucg	aacuggaaaa	cggaagaaaag	agaaugcugg	caagcgagg	agaacugcag	3660
aagggaacg	aacuggcacu	gccgagcaag	uacgucaacu	uccuguaccu	ggcaagccac	3720
uacgaaaagc	ugaagggaag	cccggaagac	aacgaacaga	agcagcuguu	cgucgaacag	3780
cacaagcacu	accuggacga	aaucaucgaa	cagaucagcg	aaucagcaa	gagagucauc	3840

2018-09-27\_01155-0013-00PCT\_ST25.txt

cuggcagacg caaaccugga caagguccug agcgcauaca acaagcacag agacaagccg 3900  
 aucagagaac aggcagaaaa caucauccac cuguucacac ugacaaaccu gggagcaccg 3960  
 gcagcauuca aguacuucga cacaacauc gacagaaaga gauacacaag cacaaaggaa 4020  
 guccuggacg caacacugau ccaccagagc aucacaggac uguacgaaac aagaaucgac 4080  
 cugagccagc ugggaggaga cggaggagga agcccgaaga agaagagaaa gguc 4134

<210> 212  
 <211> 4134  
 <212> RNA  
 <213> Artificial Sequence

<220>  
 <223> Synthetic: dCas9 bare coding sequence

<400> 212  
 gacaagaagu acagcaucgg acuggcaauc ggaacaaaca gcgucggaug ggcagucauc 60  
 acagacgaau acaagguccc gagcaagaag uucaaggucc ugggaaacac agacagacac 120  
 agcaucaaga agaaccugau cggagcacug cuguucgaca gcggagaaac agcagaagca 180  
 acaagacuga agagaacagc aagaagaaga uacacaagaa gaaagaacag aaucugcuac 240  
 cugcaggaaa ucuucagcaa cgaaauggca aaggucgacg acagcuucuu ccacagacug 300  
 gaagaaagcu uccuggucga agaagacaag aagcacgaaa gacacccgau cuucggaaac 360  
 aucgucgacg aagucgcaua ccacgaaaag uacccgacaa ucuaccaccu gagaaagaag 420  
 cuggucgaca gcacagacaa ggcagaccug agacugaucu accuggcacu ggcacacaug 480  
 aucaaguuca gaggacacuu ccugaucgaa ggagaccuga acccggacaa cagcgacguc 540  
 gacaagcugu ucauccagcu gguccagaca uacaaccagc uguucgaaga aaacccgauc 600  
 aacgcaagcg gagucgacgc aaaggcaauc cugagcgcaa gacugagcaa gagcagaaga 660  
 cuggaaaacc ugauvcgaca gcugccggga gaaaagaaga acggacuguu cggaaaccug 720  
 aucgcacuga gccugggacu gacaccgaac uucaagagca acuucgaccu ggcagaagac 780  
 gcaaagcugc agcugagcaa ggacacauac gacgacgacc uggacaaccu gcuggcacag 840

2018-09-27\_01155-0013-00PCT\_ST25.txt

aucggagacc	aguacgcaga	ccuguuccug	gcagcaaaga	accugagcga	cgcaauccug	900
cugagcgaca	uccugagagu	caacacagaa	aucacaaagg	caccgcugag	cgcaagcaug	960
aucaagagau	acgacgaaca	ccaccaggac	cugacacugc	ugaaggcacu	ggucagacag	1020
cagcugccgg	aaaaguacia	ggaaaucuuc	uucgaccaga	gcaagaacgg	auacgcagga	1080
uacaucgacg	gaggagcaag	ccaggaagaa	uucuacaagu	ucaucaagcc	gauccuggaa	1140
aagauggacg	gaacagaaga	acugcugguc	aagcugaaca	gagaagaccu	gcugagaaag	1200
cagagaacau	ucgacaacgg	aagcaucccg	caccagaucc	accugggaga	acugcacgca	1260
auccugagaa	gacaggaaga	cuucuacccg	uuccugaagg	acaacagaga	aaagaucgaa	1320
aagauccuga	cauucagaau	cccguacuac	gucggaccgc	uggcaagagg	aaacagcaga	1380
uucgcaugga	ugacaagaaa	gagcgaagaa	acaaucacac	cguggaacuu	cgaagaaguc	1440
gucgacaagg	gagcaagcgc	acagagcuuc	aucgaaagaa	ugacaaaacu	cgacaagaac	1500
cugccgaacg	aaaagguccu	gccgaagcac	agccugcugu	acgaauacuu	cacagucuac	1560
aacgaacuga	caaaggucaa	guacgucaca	gaaggaauga	gaaagccggc	auuccugagc	1620
ggagaacaga	agaaggcaau	cgucgaccug	cuguucaaga	caaacagaaa	ggucacaguc	1680
aagcagcuga	aggaagacua	cuucaagaag	aucgaaugcu	ucgacagcgu	cgaaaucagc	1740
ggagucgaag	acagauucaa	cgcaagccug	ggaacauacc	acgaccugcu	gaagaucauc	1800
aaggacaagg	acuuccugga	caacgaagaa	aacgaagaca	uccuggaaga	caucguccug	1860
acacugacac	uguucgaaga	cagagaaaug	aucgaagaaa	gacugaagac	auacgcacac	1920
cuguucgacg	acaaggucou	gaagcagcug	aagagaagaa	gauacacagg	auggggaaga	1980
cugagcagaa	agcugaucaa	cggaaucaga	gacaagcaga	gcggaaagac	aauccuggac	2040
uuccugaaga	gcgacggauu	cgcaaacaga	aacuucaugc	agcugaucca	cgacgacagc	2100
cugacauuca	aggaagacau	ccagaaggca	caggucagcg	gacagggaga	cagccugcac	2160
gaacacaucg	caaaccuggc	aggaagcccg	gcaaucaaga	agggaaucuu	gcagacaguc	2220
aaggucgucg	acgaacuggu	caaggucaug	ggaagacaca	agccggaaaa	caucgucauc	2280

2018-09-27\_01155-0013-00PCT\_ST25.txt

gaaauggcaa	gagaaaacca	gacaacacag	aagggacaga	agaacagcag	agaaagaau	2340
aagagaaucg	aagaaggaau	caaggaacug	ggaagccaga	uccugaagga	acacccgguc	2400
gaaaacacac	agcugcagaa	cgaaaagcug	uaccuguacu	accugcagaa	cggaagagac	2460
auguacgucg	accaggaacu	ggacaucaac	agacugagcg	acuacgacgu	cgacgcaauc	2520
gucgccgaga	gcuuccugaa	ggacgacagc	aucgacaaca	agguccugac	aagaagcgac	2580
aagaacagag	gaaagagcga	caacgucccg	agcgaagaag	ucgucaagaa	gaugaagaac	2640
uacuggagac	agcugcugaa	cgcaaagcug	aucacacaga	gaaaguucga	caaccugaca	2700
aaggcagaga	gaggaggacu	gagcgaacug	gacaaggcag	gauucaucaa	gagacagcug	2760
gucgaaacaa	gacagaucac	aaagcacguc	gcacagaucc	uggacagcag	aaugaacaca	2820
aaguacgacg	aaaacgacaa	gcugaucaga	gaagucaagg	ucaucacacu	gaagagcaag	2880
cuggucagcg	acuucagaaa	ggacuuccag	uucuacaagg	ucagagaaa	caacaacuac	2940
caccacgcac	acgacgcaua	ccugaacgca	gucgucggaa	cagcacugau	caagaaguac	3000
ccgaagcugg	aaagcgaauu	cgucuacgga	gacuacaagg	ucuacgacgu	cagaaagaug	3060
aucgcaaaga	gcgaacagga	aaucggaaa	gcaacagcaa	aguacuucuu	cuacagcaac	3120
aucaugaacu	ucuucaagac	agaaaucaca	cuggcaaacg	gagaaaucag	aaagagaccg	3180
cugaucgaaa	caaacggaga	aacaggagaa	aucgucuggg	acaagggaag	agacuucgca	3240
acagucagaa	agguccugag	caugccgcag	gucaacaucg	ucaagaagac	agaaguccag	3300
acaggaggau	ucagcaagga	aagcauccug	ccgaagagaa	acagcgacaa	gcugaucgca	3360
agaaagaagg	acugggaccc	gaagaaguac	ggaggauucg	acagcccgac	agucgcgauac	3420
agcguccugg	ucgucgcaaa	ggucgaaaag	ggaagagca	agaagcugaa	gagcgucaag	3480
gaacugcugg	gaaucacaau	cauggaaa	agcagcuucg	aaaagaaccc	gaucgacuuc	3540
cuggaagcaa	agggauacaa	ggaagucaag	aaggaccuga	ucaucaagcu	gccgaaguac	3600
agccuguucg	aacuggaaaa	cggaagaaag	agaaugcugg	caagcgcagg	agaacugcag	3660
aagggaaacg	aacuggcacu	gccgagcaag	uacgucaacu	uccuguaccu	ggcaagccac	3720

uacgaaaagc ugaaggggaag cccggaagac aacgaacaga agcagcuguu cgucgaacag 3780  
 cacaagcacu accuggacga aaucaucgaa cagaucagcg aaucagcaa gagagucauc 3840  
 cuggcagacg caaaccugga caagguccug agcgcauaca acaagcacag agacaagccg 3900  
 aucagagaac aggcagaaaa caucauccac cuguucacac ugacaaaaccu gggagcaccg 3960  
 gcagcauucg aguacuucga cacaacauc gacagaaaga gauacacaag cacaaaggaa 4020  
 guccuggacg caacacugau ccaccagagc aucacaggac uguacgaaac aagaaucgac 4080  
 cugagccagc ugggaggaga cggaggagga agcccgaaga agaagagaaa gguc 4134

<210> 213  
 <211> 1368  
 <212> PRT  
 <213> Artificial Sequence

<220>  
 <223> Synthetic: Amino acid sequence of Cas9 (without NLS)

<400> 213

Met Asp Lys Lys Tyr Ser Ile Gly Leu Asp Ile Gly Thr Asn Ser Val  
 1 5 10 15

Gly Trp Ala Val Ile Thr Asp Glu Tyr Lys Val Pro Ser Lys Lys Phe  
 20 25 30

Lys Val Leu Gly Asn Thr Asp Arg His Ser Ile Lys Lys Asn Leu Ile  
 35 40 45

Gly Ala Leu Leu Phe Asp Ser Gly Glu Thr Ala Glu Ala Thr Arg Leu  
 50 55 60

Lys Arg Thr Ala Arg Arg Arg Tyr Thr Arg Arg Lys Asn Arg Ile Cys  
 65 70 75 80

Tyr Leu Gln Glu Ile Phe Ser Asn Glu Met Ala Lys Val Asp Asp Ser  
 85 90 95

Phe Phe His Arg Leu Glu Glu Ser Phe Leu Val Glu Glu Asp Lys Lys  
 100 105 110

His Glu Arg His Pro Ile Phe Gly Asn Ile Val Asp Glu Val Ala Tyr  
 115 120 125

His Glu Lys Tyr Pro Thr Ile Tyr His Leu Arg Lys Lys Leu Val Asp  
 130 135 140

Ser Thr Asp Lys Ala Asp Leu Arg Leu Ile Tyr Leu Ala Leu Ala His  
 145 150 155 160

Met Ile Lys Phe Arg Gly His Phe Leu Ile Glu Gly Asp Leu Asn Pro  
 165 170 175

Asp Asn Ser Asp Val Asp Lys Leu Phe Ile Gln Leu Val Gln Thr Tyr  
 180 185 190

Asn Gln Leu Phe Glu Glu Asn Pro Ile Asn Ala Ser Gly Val Asp Ala  
 195 200 205

Lys Ala Ile Leu Ser Ala Arg Leu Ser Lys Ser Arg Arg Leu Glu Asn  
 210 215 220

Leu Ile Ala Gln Leu Pro Gly Glu Lys Lys Asn Gly Leu Phe Gly Asn  
 225 230 235 240

Leu Ile Ala Leu Ser Leu Gly Leu Thr Pro Asn Phe Lys Ser Asn Phe  
 245 250 255

Asp Leu Ala Glu Asp Ala Lys Leu Gln Leu Ser Lys Asp Thr Tyr Asp  
 260 265 270

Asp Asp Leu Asp Asn Leu Leu Ala Gln Ile Gly Asp Gln Tyr Ala Asp  
 275 280 285

Leu Phe Leu Ala Ala Lys Asn Leu Ser Asp Ala Ile Leu Leu Ser Asp  
290 295 300

Ile Leu Arg Val Asn Thr Glu Ile Thr Lys Ala Pro Leu Ser Ala Ser  
305 310 315 320

Met Ile Lys Arg Tyr Asp Glu His His Gln Asp Leu Thr Leu Leu Lys  
325 330 335

Ala Leu Val Arg Gln Gln Leu Pro Glu Lys Tyr Lys Glu Ile Phe Phe  
340 345 350

Asp Gln Ser Lys Asn Gly Tyr Ala Gly Tyr Ile Asp Gly Gly Ala Ser  
355 360 365

Gln Glu Glu Phe Tyr Lys Phe Ile Lys Pro Ile Leu Glu Lys Met Asp  
370 375 380

Gly Thr Glu Glu Leu Leu Val Lys Leu Asn Arg Glu Asp Leu Leu Arg  
385 390 395 400

Lys Gln Arg Thr Phe Asp Asn Gly Ser Ile Pro His Gln Ile His Leu  
405 410 415

Gly Glu Leu His Ala Ile Leu Arg Arg Gln Glu Asp Phe Tyr Pro Phe  
420 425 430

Leu Lys Asp Asn Arg Glu Lys Ile Glu Lys Ile Leu Thr Phe Arg Ile  
435 440 445

Pro Tyr Tyr Val Gly Pro Leu Ala Arg Gly Asn Ser Arg Phe Ala Trp  
450 455 460

Met Thr Arg Lys Ser Glu Glu Thr Ile Thr Pro Trp Asn Phe Glu Glu  
465 470 475 480



Val Val Asp Lys Gly Ala Ser Ala Gln Ser Phe Ile Glu Arg Met Thr  
 485 490 495

Asn Phe Asp Lys Asn Leu Pro Asn Glu Lys Val Leu Pro Lys His Ser  
 500 505 510

Leu Leu Tyr Glu Tyr Phe Thr Val Tyr Asn Glu Leu Thr Lys Val Lys  
 515 520 525

Tyr Val Thr Glu Gly Met Arg Lys Pro Ala Phe Leu Ser Gly Glu Gln  
 530 535 540

Lys Lys Ala Ile Val Asp Leu Leu Phe Lys Thr Asn Arg Lys Val Thr  
 545 550 555 560

Val Lys Gln Leu Lys Glu Asp Tyr Phe Lys Lys Ile Glu Cys Phe Asp  
 565 570 575

Ser Val Glu Ile Ser Gly Val Glu Asp Arg Phe Asn Ala Ser Leu Gly  
 580 585 590

Thr Tyr His Asp Leu Leu Lys Ile Ile Lys Asp Lys Asp Phe Leu Asp  
 595 600 605

Asn Glu Glu Asn Glu Asp Ile Leu Glu Asp Ile Val Leu Thr Leu Thr  
 610 615 620

Leu Phe Glu Asp Arg Glu Met Ile Glu Glu Arg Leu Lys Thr Tyr Ala  
 625 630 635 640

His Leu Phe Asp Asp Lys Val Met Lys Gln Leu Lys Arg Arg Arg Tyr  
 645 650 655

Thr Gly Trp Gly Arg Leu Ser Arg Lys Leu Ile Asn Gly Ile Arg Asp  
 660 665 670

Lys Gln Ser Gly Lys Thr Ile Leu Asp Phe Leu Lys Ser Asp Gly Phe  
 675 680 685

Ala Asn Arg Asn Phe Met Gln Leu Ile His Asp Asp Ser Leu Thr Phe  
 690 695 700

Lys Glu Asp Ile Gln Lys Ala Gln Val Ser Gly Gln Gly Asp Ser Leu  
 705 710 715 720

His Glu His Ile Ala Asn Leu Ala Gly Ser Pro Ala Ile Lys Lys Gly  
 725 730 735

Ile Leu Gln Thr Val Lys Val Val Asp Glu Leu Val Lys Val Met Gly  
 740 745 750

Arg His Lys Pro Glu Asn Ile Val Ile Glu Met Ala Arg Glu Asn Gln  
 755 760 765

Thr Thr Gln Lys Gly Gln Lys Asn Ser Arg Glu Arg Met Lys Arg Ile  
 770 775 780

Glu Glu Gly Ile Lys Glu Leu Gly Ser Gln Ile Leu Lys Glu His Pro  
 785 790 795 800

Val Glu Asn Thr Gln Leu Gln Asn Glu Lys Leu Tyr Leu Tyr Tyr Leu  
 805 810 815

Gln Asn Gly Arg Asp Met Tyr Val Asp Gln Glu Leu Asp Ile Asn Arg  
 820 825 830

Leu Ser Asp Tyr Asp Val Asp His Ile Val Pro Gln Ser Phe Leu Lys  
 835 840 845

Asp Asp Ser Ile Asp Asn Lys Val Leu Thr Arg Ser Asp Lys Asn Arg  
 850 855 860

Gly Lys Ser Asp Asn Val Pro Ser Glu Glu Val Val Lys Lys Met Lys  
 865 870 875 880

Asn Tyr Trp Arg Gln Leu Leu Asn Ala Lys Leu Ile Thr Gln Arg Lys  
 885 890 895

Phe Asp Asn Leu Thr Lys Ala Glu Arg Gly Gly Leu Ser Glu Leu Asp  
 900 905 910

Lys Ala Gly Phe Ile Lys Arg Gln Leu Val Glu Thr Arg Gln Ile Thr  
 915 920 925

Lys His Val Ala Gln Ile Leu Asp Ser Arg Met Asn Thr Lys Tyr Asp  
 930 935 940

Glu Asn Asp Lys Leu Ile Arg Glu Val Lys Val Ile Thr Leu Lys Ser  
 945 950 955 960

Lys Leu Val Ser Asp Phe Arg Lys Asp Phe Gln Phe Tyr Lys Val Arg  
 965 970 975

Glu Ile Asn Asn Tyr His His Ala His Asp Ala Tyr Leu Asn Ala Val  
 980 985 990

Val Gly Thr Ala Leu Ile Lys Lys Tyr Pro Lys Leu Glu Ser Glu Phe  
 995 1000 1005

Val Tyr Gly Asp Tyr Lys Val Tyr Asp Val Arg Lys Met Ile Ala  
 1010 1015 1020

Lys Ser Glu Gln Glu Ile Gly Lys Ala Thr Ala Lys Tyr Phe Phe  
 1025 1030 1035

Tyr Ser Asn Ile Met Asn Phe Phe Lys Thr Glu Ile Thr Leu Ala  
 1040 1045 1050

Asn Gly Glu Ile Arg Lys Arg Pro Leu Ile Glu Thr Asn Gly Glu  
 1055 1060 1065

Thr Gly Glu Ile Val Trp Asp Lys Gly Arg Asp Phe Ala Thr Val  
 1070 1075 1080

Arg Lys Val Leu Ser Met Pro Gln Val Asn Ile Val Lys Lys Thr  
 1085 1090 1095

Glu Val Gln Thr Gly Gly Phe Ser Lys Glu Ser Ile Leu Pro Lys  
 1100 1105 1110

Arg Asn Ser Asp Lys Leu Ile Ala Arg Lys Lys Asp Trp Asp Pro  
 1115 1120 1125

Lys Lys Tyr Gly Gly Phe Asp Ser Pro Thr Val Ala Tyr Ser Val  
 1130 1135 1140

Leu Val Val Ala Lys Val Glu Lys Gly Lys Ser Lys Lys Leu Lys  
 1145 1150 1155

Ser Val Lys Glu Leu Leu Gly Ile Thr Ile Met Glu Arg Ser Ser  
 1160 1165 1170

Phe Glu Lys Asn Pro Ile Asp Phe Leu Glu Ala Lys Gly Tyr Lys  
 1175 1180 1185

Glu Val Lys Lys Asp Leu Ile Ile Lys Leu Pro Lys Tyr Ser Leu  
 1190 1195 1200

Phe Glu Leu Glu Asn Gly Arg Lys Arg Met Leu Ala Ser Ala Gly  
 1205 1210 1215

Glu Leu Gln Lys Gly Asn Glu Leu Ala Leu Pro Ser Lys Tyr Val  
 1220 1225 1230

Asn Phe Leu Tyr Leu Ala Ser His Tyr Glu Lys Leu Lys Gly Ser  
1235 1240 1245

Pro Glu Asp Asn Glu Gln Lys Gln Leu Phe Val Glu Gln His Lys  
1250 1255 1260

His Tyr Leu Asp Glu Ile Ile Glu Gln Ile Ser Glu Phe Ser Lys  
1265 1270 1275

Arg Val Ile Leu Ala Asp Ala Asn Leu Asp Lys Val Leu Ser Ala  
1280 1285 1290

Tyr Asn Lys His Arg Asp Lys Pro Ile Arg Glu Gln Ala Glu Asn  
1295 1300 1305

Ile Ile His Leu Phe Thr Leu Thr Asn Leu Gly Ala Pro Ala Ala  
1310 1315 1320

Phe Lys Tyr Phe Asp Thr Thr Ile Asp Arg Lys Arg Tyr Thr Ser  
1325 1330 1335

Thr Lys Glu Val Leu Asp Ala Thr Leu Ile His Gln Ser Ile Thr  
1340 1345 1350

Gly Leu Tyr Glu Thr Arg Ile Asp Leu Ser Gln Leu Gly Gly Asp  
1355 1360 1365

<210> 214

<211> 4107

<212> RNA

<213> Artificial Sequence

<220>

<223> Synthetic: Cas9 mRNA ORF encoding SEQ ID NO: 213 using minimal  
uridine codons, with start and stop codons

<400> 214

auggacaaga	aguacagcau	cggacuggac	aucggaaca	acagcgucgg	augggcaguc	60
aucacagacg	aauacaaggu	cccagcaag	aaguucaagg	uccugggaaa	cacagacaga	120
cacagcauca	agaagaaccu	gaucggagca	cugcuguucg	acagcggaga	aacagcagaa	180
gcaacaagac	ugaagagaac	agcaagaaga	agauacaca	gaagaaagaa	cagaaucugc	240
uaccugcagg	aaaucuucag	caacgaaaug	gcaaaggucg	acgacagcuu	cuuccacaga	300
cuggaagaaa	gcuuccuggu	cgaagaagac	aagaagcacg	aaagacacc	gaucuucgga	360
aacaucgucg	acgaagucgc	auaccacgaa	aaguaccgga	caaucuacca	ccugagaaag	420
aagcuggucg	acagcacaga	caaggcagac	cugagacuga	ucuaccuggc	acuggcacac	480
augaucaagu	ucagaggaca	cuuccugauc	gaaggagacc	ugaaccggga	caacagcgac	540
gucgacaagc	uguucaucca	gcugguccag	acauacaacc	agcuguucga	agaaaaccg	600
aucaacgcaa	gcggagucga	cgcaaaggca	auccugagcg	caagacugag	caagagcaga	660
agacuggaaa	accugaucgc	acagcugccg	ggagaaaaga	agaacggacu	guucggaaac	720
cugaucgcac	ugagccuggg	acugacaccg	aacuucaaga	gcaacuucga	ccuggcagaa	780
gacgcaaagc	ugcagcugag	caaggacaca	uacgacgacg	accuggacaa	ccugcuggca	840
cagaucggag	accaguacgc	agaccuguuc	cuggcagcaa	agaaccugag	cgacgcaauc	900
cugcugagcg	acauccugag	agucaacaca	gaaucacaa	aggcaccgcu	gagcgcaagc	960
augaucaaga	gauacgacga	acaccaccag	gaccugacac	ugcugaaggc	acuggucaga	1020
cagcagcugc	cggaaaagua	caaggaaauc	uucuucgacc	agagcaagaa	cggauacgca	1080
ggauacaucg	acggaggagc	aagccaggaa	gaauucuaca	aguucaucaa	gccgauccug	1140
gaaaagaugg	acggaacaga	agaacugcug	gucaagcuga	acagagaaga	ccugcugaga	1200
aagcagagaa	cauucgaca	cggaagcauc	ccgcaccaga	uccaccuggg	agaacugcac	1260
gcaauccuga	gaagacagga	agacuucuac	ccguuccuga	aggacaacag	agaaaagauc	1320
gaaaagaucc	ugacauucag	aaucccguac	uacgucggac	cgucggcaag	aggaaaacagc	1380
agauucgcau	ggaugacaag	aaagagcgaa	gaaacaauc	caccugggaa	cuucgaagaa	1440

2018-09-27\_01155-0013-00PCT\_ST25.txt

gucgucgaca	agggagcaag	cgcacagagc	uucaucgaaa	gaaugacaaa	cuucgacaag	1500
aaccugccga	acgaaaaggu	ccugccgaag	cacagccugc	uguacgaaua	cuucacaguc	1560
uacaacgaac	ugacaaaggu	caaguacguc	acagaaggaa	ugagaaagcc	ggcauuccug	1620
agcggagaac	agaagaaggc	aaucgucgac	cugcuguuca	agacaaacag	aaaggucaca	1680
gucaagcagc	ugaaggaaga	cuacuucaag	aagaucgaau	gcuucgacag	cgucgaaauc	1740
agcggagucg	aagacagauu	caacgcaagc	cugggaacau	accacgaccu	gcugaagauc	1800
aucaaggaca	aggacuuccu	ggacaacgaa	gaaaacgaag	acauccugga	agacaucguc	1860
cugacacuga	cacuguucga	agacagagaa	augaucgaag	aaagacugaa	gacauacgca	1920
caccuguucg	acgacaaggu	caugaagcag	cugaagagaa	gaagauacac	aggauggggga	1980
agacugagca	gaaagcugau	caacggaauc	agagacaagc	agagcggaaa	gacaauccug	2040
gacuuccuga	agagcgacgg	auucgcaaac	agaaacuuca	ugcagcugau	ccacgacgac	2100
agccugacau	ucaaggaaga	cauccagaag	gcacagguca	gcggacaggg	agacagccug	2160
cacgaacaca	ucgcaaaccu	ggcaggaagc	ccggcaauca	agaagggaau	ccugcagaca	2220
gucaaggucg	ucgacgaacu	ggucaagguc	augggaagac	acaagccgga	aaacaucguc	2280
aucgaaaugg	caagagaaaa	ccagacaaca	cagaagggac	agaagaacag	cagagaaaaga	2340
augaagagaa	ucgaagaagg	aaucaaggaa	cugggaagcc	agauccugaa	ggaacacccg	2400
gucgaaaaca	cacagcugca	gaacgaaaag	cuguaccugu	acuaccugca	gaacggaaga	2460
gacauguacg	ucgaccagga	acuggacauc	aacagacuga	gcgacuacga	cgucgaccac	2520
aucgucccgc	agagcuuccu	gaaggacgac	agcaucgaca	acaagguccu	gacaagaagc	2580
gacaagaaca	gaggaaagag	cgacaacguc	ccgagcgaag	aagucgucaa	gaagaugaag	2640
aacuacugga	gacagcugcu	gaacgcaaag	cugaucacac	agagaaaguu	cgacaaccug	2700
acaaaggcag	agagaggagg	acugagcгаа	cuggacaagg	caggauucau	caagagacag	2760
cuggucgaaa	caagacagau	cacaaagcac	gucgcacaga	uccuggacag	cagaaugaac	2820
acaaaguacg	acgaaaacga	caagcugauc	agagaaguca	aggucaucac	acugaagagc	2880

2018-09-27\_01155-0013-00PCT\_ST25.txt

aagcugguca	gcgacuucag	aaaggacuuc	caguucuaca	aggucagaga	aaucaacaac	2940
uaccaccacg	cacacgacgc	auaccugaac	gcagucgucg	gaacagcacu	gaucaagaag	3000
uacccgaagc	uggaaagcga	auucgucuac	ggagacuaca	aggucuacga	cgucagaaag	3060
augaucgcaa	agagcgaaca	ggaaaucgga	aaggcaacag	caaaguacuu	cuucuacagc	3120
aacaucauga	acuucuucua	gacagaaauc	acacuggcaa	acggagaaaau	cagaaagaga	3180
ccgcugaucg	aaacaaacgg	agaaacagga	gaaaucgucu	gggacaaggg	aagagacuuc	3240
gcaacaguca	gaaagguccu	gagcaugccg	caggucaaca	ucgucaagaa	gacagaaguc	3300
cagacaggag	gauucagcaa	ggaaagcauc	cugccgaaga	gaaacagcga	caagcugauc	3360
gcaagaaaga	aggacuggga	cccgaagaag	uacggaggau	ucgacagccc	gacagucgca	3420
uacagcgucc	uggucgucgc	aaaggucgaa	aagggaaaga	gcaagaagcu	gaagagcguc	3480
aaggaacugc	ugggaaucac	aaucauggaa	agaagcagcu	ucgaaaagaa	cccgaucgac	3540
uuccuggaag	caaagggaua	caaggaaguc	aagaaggacc	ugaucaucaa	gcugccgaag	3600
uacagccugu	ucgaacugga	aaacggaaga	aagagaaugc	uggcaagcgc	aggagaacug	3660
cagaagggaa	acgaacuggc	acugccgagc	aaguacguca	acuuccugua	ccuggcaagc	3720
cacuacgaaa	agcugaaggg	aagcccggaa	gacaacgaac	agaagcagcu	guucgucgaa	3780
cagcacaagc	acuaccugga	cgaaaucauc	gaacagauca	gcgaaauucag	caagagaguc	3840
auccuggcag	acgcaaaccu	ggacaagguc	cugagcgcau	acaacaagca	cagagacaag	3900
ccgaucagag	aacaggcaga	aaacaucauc	caccuguuca	cacugacaaa	ccugggagca	3960
ccggcagcau	ucaaguacuu	cgacacaaca	aucgacagaa	agagauacac	aagcacaag	4020
gaaguccugg	acgcaacacu	gauccaccag	agcaucacag	gacuguacga	aacaagaauc	4080
gaccugagcc	agcugggagg	agacuag				4107

<210> 215  
 <211> 4101  
 <212> RNA  
 <213> Artificial Sequence



&lt;220&gt;

<223> Synthetic: Cas9 coding sequence encoding SEQ ID NO: 213 using minimal uridine codons (no start or stop codons; suitable for inclusion in fusion protein coding sequence)

&lt;400&gt; 215

gacaagaagu acagcaucgg acuggacauc ggaacaaaca gcgucggaug ggcagucauc	60
acagacgaau acaaggucc gagcaagaag uucaaggucc ugaggaaacac agacagacac	120
agcaucaaga agaaccugau cggagcacug cuguucgaca gcggagaaac agcagaagca	180
acaagacuga agagaacagc aagaagaaga uacacaagaa gaaagaacag aaucugcuac	240
cugcaggaaa ucuucagcaa cgaaauggca aaggucgacg acagcuucuu ccacagacug	300
gaagaaagcu uccuggucga agaagacaag aagcacgaaa gacacccgau cuucggaaac	360
aucgucgacg aagucgcaua ccacgaaaag uaccgacaa ucuaccaccu gagaaagaag	420
cuggucgaca gcacagacaa ggcagaccug agacugaucu accuggcacu ggcacacaug	480
aucaaguuca gaggacacuu ccugaucgaa ggagaccuga acccggacaa cagcgacguc	540
gacaagcugu ucauccagcu gguccagaca uacaaccagc uguucgaaga aaaccgauc	600
aacgcaagcg gagucgacgc aaaggcaauc cugagcgcaa gacugagcaa gagcagaaga	660
cuggaaaacc ugauvcgaca gcugccggga gaaaagaaga acggacuguu cggaaaccug	720
aucgcacuga gccugggacu gacaccgaac uucaagagca acuucgaccu ggcagaagac	780
gcaaagcugc agcugagcaa ggacacauac gacgacgacc uggacaaccu gcuggcacag	840
aucggagacc aguacgcaga ccuguuccug gcagcaaaga accugagcga cgcaauccug	900
cugagcgaca uccugagagu caacacagaa aucacaaagg caccgcugag cgcaagcaug	960
aucaagagau acgacgaaca ccaccaggac cugacacugc ugaaggcacu ggucagacag	1020
cagcugccgg aaaaguacaa ggaaauuc uucgaccaga gcaagaacgg auacgcagga	1080
uacaucgacg gaggagcaag ccaggaagaa uucuacaagu ucaucaagcc gaucuggaa	1140
aagauggacg gaacagaaga acugcugguc aagcugaaca gagaagaccu gcugagaaag	1200
cagagaacau ucgacaacgg aagcaucccg caccagaucc accugggaga acugcacgca	1260

## 2018-09-27\_01155-0013-00PCT\_ST25.txt

auccugagaa gacaggaaga cuucuacccg uuccugaagg acaacagaga aaagaucgaa	1320
aagauccuga cauucagaau cccguacuac gucggaccgc uggcaagagg aaacagcaga	1380
uucgcaugga ugacaagaaa gagcgaagaa acaaucacac cguggaacuu cgaagaaguc	1440
gucgacaagg gagcaagcgc acagagcuuc aucgaaagaa ugacaaacuu cgacaagaac	1500
cugccgaacg aaaagguccu gccgaagcac agccugcugu acgaauacuu cacagucuac	1560
aacgaacuga caaaggucua guacgucaca gaaggaauga gaaagccggc auuccugagc	1620
ggagaacaga agaaggcaau cgucgaccug cuguucaaga caaacagaaa ggucacaguc	1680
aagcagcuga aggaagacua cuucaagaag aucgaaugcu ucgacagcgu cgaaaucagc	1740
ggagucgaag acagauucaa cgcaagccug ggaacauacc acgaccugcu gaagaucauc	1800
aaggacaagg acuuccugga caacgaagaa aacgaagaca uccuggaaga caucguccug	1860
acacugacac uguucgaaga cagagaaaug aucgaagaaa gacugaagac auacgcacac	1920
cuguucgacg acaaggucou gaagcagcug aagagaagaa gauacacagg auggggaaga	1980
cugagcagaa agcugaucaa cggaaucaga gacaagcaga gcggaaagac aauccuggac	2040
uuccugaaga gcgacggauu cgcaaacaga aacuucaugc agcugaucca cgacgacagc	2100
cugacauuca aggaagacau ccagaaggca caggucagcg gacagggaga cagccugcac	2160
gaacacaucg caaaccuggc aggaagcccg gcaaucaaga agggaaucuu gcagacaguc	2220
aaggucgucg acgaacuggu caaggucoug ggaagacaca agccggaaaa caucgucauc	2280
gaaauggcaa gagaaaacca gacaacacag aaggacaga agaacagcag agaaagaau	2340
aagagaauug aagaaggaau caaggaacug ggaagccaga uccugaagga acaccgguc	2400
gaaaacacac agcugcagaa cgaaaagcug uaccuguacu accugcagaa cggaagagac	2460
auguacgucg accaggaacu ggacaucaac agacugagcg acuacgacgu cgaccacauc	2520
guccgcaga gcuuccugaa ggacgacagc aucgacaaca agguccugac aagaagcgac	2580
aagaacagag gaaagagcga caacgucccg agcgaagaag ucgucaagaa gaugaagaac	2640
uacuggagac agcugcugaa cgcaaagcug aucacacaga gaaaguucga caaccugaca	2700

2018-09-27\_01155-0013-00PCT\_ST25.txt

aaggcagaga	gaggaggacu	gagcgaacug	gacaaggcag	gauucaucaa	gagacagcug	2760
gucgaaacaa	gacagaucac	aaagcacguc	gcacagaucc	uggacagcag	aaugaacaca	2820
aaguacgacg	aaaacgacaa	gcugaucaga	gaagucaagg	ucaucacacu	gaagagcaag	2880
cuggucagcg	acuucagaaa	ggacuuccag	uucuacaagg	ucagagaaa	caacaacuac	2940
caccacgcac	acgacgcaua	ccugaacgca	gucgucggaa	cagcacugau	caagaaguac	3000
ccgaagcugg	aaagcgaauu	cgucuacgga	gacuacaagg	ucuacgacgu	cagaaagaug	3060
aucgcaaaga	gcgaacagga	aaucggaaag	gcaacagcaa	aguacuucuu	cuacagcaac	3120
aucaugaacu	ucuucaagac	agaaaucaca	cuggcaaacg	gagaaaucag	aaagagaccg	3180
cugaucgaaa	caaacggaga	aacaggagaa	aucgucuggg	acaagggaag	agacuucgca	3240
acagucagaa	agguccugag	caugccgcag	gucaacaucg	ucaagaagac	agaaguccag	3300
acaggaggau	ucagcaagga	aagcauccug	ccgaagagaa	acagcgacaa	gcugaucgca	3360
agaaagaagg	acugggaccc	gaagaaguac	ggaggauucg	acagcccgac	agucgcauac	3420
agcguccugg	ucgucgcaaa	ggucgaaaag	ggaaagagca	agaagcugaa	gagcgucaag	3480
gaacugcugg	gaaucacaau	cauggaaaga	agcagcuucg	aaaagaacc	gaucgacuuc	3540
cuggaagcaa	agggauacaa	ggaagucaag	aaggaccuga	ucaucaagcu	gccgaaguac	3600
agccuguucg	aacuggaaaa	cggaagaaag	agaaugcugg	caagcgcagg	agaacugcag	3660
aagggaaacg	aacuggcacu	gccgagcaag	uacgucaacu	uccuguaccu	ggcaagccac	3720
uacgaaaagc	ugaagggaag	cccggaagac	aacgaacaga	agcagcuguu	cgucgaacag	3780
cacaagcacu	accuggacga	aaucaucgaa	cagaucagcg	aaucagcaa	gagagucauc	3840
cuggcagacg	caaaccugga	caagguccug	agcgcauaca	acaagcacag	agacaagccg	3900
aucagagaac	aggcagaaaa	caucauccac	cuguucacac	ugacaaaccu	gggagcaccg	3960
gcagcauuca	aguacuucga	cacaacaauc	gacagaaaga	gauacacaag	cacaaaggaa	4020
guccuggacg	caacacugau	ccaccagagc	aucacaggac	uguacgaaac	aagaaucgac	4080
cugagccagc	ugggaggaga	c				4101

<210> 216

<211> 1368

<212> PRT

<213> Artificial Sequence

<220>

<223> Synthetic: Amino acid sequence of Cas9 nickase (without NLS)

<400> 216

Met Asp Lys Lys Tyr Ser Ile Gly Leu Ala Ile Gly Thr Asn Ser Val  
1 5 10 15

Gly Trp Ala Val Ile Thr Asp Glu Tyr Lys Val Pro Ser Lys Lys Phe  
20 25 30

Lys Val Leu Gly Asn Thr Asp Arg His Ser Ile Lys Lys Asn Leu Ile  
35 40 45

Gly Ala Leu Leu Phe Asp Ser Gly Glu Thr Ala Glu Ala Thr Arg Leu  
50 55 60

Lys Arg Thr Ala Arg Arg Arg Tyr Thr Arg Arg Lys Asn Arg Ile Cys  
65 70 75 80

Tyr Leu Gln Glu Ile Phe Ser Asn Glu Met Ala Lys Val Asp Asp Ser  
85 90 95

Phe Phe His Arg Leu Glu Glu Ser Phe Leu Val Glu Glu Asp Lys Lys  
100 105 110

His Glu Arg His Pro Ile Phe Gly Asn Ile Val Asp Glu Val Ala Tyr  
115 120 125

His Glu Lys Tyr Pro Thr Ile Tyr His Leu Arg Lys Lys Leu Val Asp  
130 135 140

Ser Thr Asp Lys Ala Asp Leu Arg Leu Ile Tyr Leu Ala Leu Ala His

145 150 155 160

Met Ile Lys Phe Arg Gly His Phe Leu Ile Glu Gly Asp Leu Asn Pro  
165 170 175

Asp Asn Ser Asp Val Asp Lys Leu Phe Ile Gln Leu Val Gln Thr Tyr  
180 185 190

Asn Gln Leu Phe Glu Glu Asn Pro Ile Asn Ala Ser Gly Val Asp Ala  
195 200 205

Lys Ala Ile Leu Ser Ala Arg Leu Ser Lys Ser Arg Arg Leu Glu Asn  
210 215 220

Leu Ile Ala Gln Leu Pro Gly Glu Lys Lys Asn Gly Leu Phe Gly Asn  
225 230 235 240

Leu Ile Ala Leu Ser Leu Gly Leu Thr Pro Asn Phe Lys Ser Asn Phe  
245 250 255

Asp Leu Ala Glu Asp Ala Lys Leu Gln Leu Ser Lys Asp Thr Tyr Asp  
260 265 270

Asp Asp Leu Asp Asn Leu Leu Ala Gln Ile Gly Asp Gln Tyr Ala Asp  
275 280 285

Leu Phe Leu Ala Ala Lys Asn Leu Ser Asp Ala Ile Leu Leu Ser Asp  
290 295 300

Ile Leu Arg Val Asn Thr Glu Ile Thr Lys Ala Pro Leu Ser Ala Ser  
305 310 315 320

Met Ile Lys Arg Tyr Asp Glu His His Gln Asp Leu Thr Leu Leu Lys  
325 330 335

Ala Leu Val Arg Gln Gln Leu Pro Glu Lys Tyr Lys Glu Ile Phe Phe

340

345

350

Asp Gln Ser Lys Asn Gly Tyr Ala Gly Tyr Ile Asp Gly Gly Ala Ser  
 355 360 365

Gln Glu Glu Phe Tyr Lys Phe Ile Lys Pro Ile Leu Glu Lys Met Asp  
 370 375 380

Gly Thr Glu Glu Leu Leu Val Lys Leu Asn Arg Glu Asp Leu Leu Arg  
 385 390 395 400

Lys Gln Arg Thr Phe Asp Asn Gly Ser Ile Pro His Gln Ile His Leu  
 405 410 415

Gly Glu Leu His Ala Ile Leu Arg Arg Gln Glu Asp Phe Tyr Pro Phe  
 420 425 430

Leu Lys Asp Asn Arg Glu Lys Ile Glu Lys Ile Leu Thr Phe Arg Ile  
 435 440 445

Pro Tyr Tyr Val Gly Pro Leu Ala Arg Gly Asn Ser Arg Phe Ala Trp  
 450 455 460

Met Thr Arg Lys Ser Glu Glu Thr Ile Thr Pro Trp Asn Phe Glu Glu  
 465 470 475 480

Val Val Asp Lys Gly Ala Ser Ala Gln Ser Phe Ile Glu Arg Met Thr  
 485 490 495

Asn Phe Asp Lys Asn Leu Pro Asn Glu Lys Val Leu Pro Lys His Ser  
 500 505 510

Leu Leu Tyr Glu Tyr Phe Thr Val Tyr Asn Glu Leu Thr Lys Val Lys  
 515 520 525

Tyr Val Thr Glu Gly Met Arg Lys Pro Ala Phe Leu Ser Gly Glu Gln

530

535

540

Lys Lys Ala Ile Val Asp Leu Leu Phe Lys Thr Asn Arg Lys Val Thr  
 545 550 555 560

Val Lys Gln Leu Lys Glu Asp Tyr Phe Lys Lys Ile Glu Cys Phe Asp  
 565 570 575

Ser Val Glu Ile Ser Gly Val Glu Asp Arg Phe Asn Ala Ser Leu Gly  
 580 585 590

Thr Tyr His Asp Leu Leu Lys Ile Ile Lys Asp Lys Asp Phe Leu Asp  
 595 600 605

Asn Glu Glu Asn Glu Asp Ile Leu Glu Asp Ile Val Leu Thr Leu Thr  
 610 615 620

Leu Phe Glu Asp Arg Glu Met Ile Glu Glu Arg Leu Lys Thr Tyr Ala  
 625 630 635 640

His Leu Phe Asp Asp Lys Val Met Lys Gln Leu Lys Arg Arg Arg Tyr  
 645 650 655

Thr Gly Trp Gly Arg Leu Ser Arg Lys Leu Ile Asn Gly Ile Arg Asp  
 660 665 670

Lys Gln Ser Gly Lys Thr Ile Leu Asp Phe Leu Lys Ser Asp Gly Phe  
 675 680 685

Ala Asn Arg Asn Phe Met Gln Leu Ile His Asp Asp Ser Leu Thr Phe  
 690 695 700

Lys Glu Asp Ile Gln Lys Ala Gln Val Ser Gly Gln Gly Asp Ser Leu  
 705 710 715 720

His Glu His Ile Ala Asn Leu Ala Gly Ser Pro Ala Ile Lys Lys Gly

725

730

735

Ile Leu Gln Thr Val Lys Val Val Asp Glu Leu Val Lys Val Met Gly  
 740 745 750

Arg His Lys Pro Glu Asn Ile Val Ile Glu Met Ala Arg Glu Asn Gln  
 755 760 765

Thr Thr Gln Lys Gly Gln Lys Asn Ser Arg Glu Arg Met Lys Arg Ile  
 770 775 780

Glu Glu Gly Ile Lys Glu Leu Gly Ser Gln Ile Leu Lys Glu His Pro  
 785 790 795 800

Val Glu Asn Thr Gln Leu Gln Asn Glu Lys Leu Tyr Leu Tyr Tyr Leu  
 805 810 815

Gln Asn Gly Arg Asp Met Tyr Val Asp Gln Glu Leu Asp Ile Asn Arg  
 820 825 830

Leu Ser Asp Tyr Asp Val Asp His Ile Val Pro Gln Ser Phe Leu Lys  
 835 840 845

Asp Asp Ser Ile Asp Asn Lys Val Leu Thr Arg Ser Asp Lys Asn Arg  
 850 855 860

Gly Lys Ser Asp Asn Val Pro Ser Glu Glu Val Val Lys Lys Met Lys  
 865 870 875 880

Asn Tyr Trp Arg Gln Leu Leu Asn Ala Lys Leu Ile Thr Gln Arg Lys  
 885 890 895

Phe Asp Asn Leu Thr Lys Ala Glu Arg Gly Gly Leu Ser Glu Leu Asp  
 900 905 910

Lys Ala Gly Phe Ile Lys Arg Gln Leu Val Glu Thr Arg Gln Ile Thr



915

920

925

Lys His Val Ala Gln Ile Leu Asp Ser Arg Met Asn Thr Lys Tyr Asp  
 930 935 940

Glu Asn Asp Lys Leu Ile Arg Glu Val Lys Val Ile Thr Leu Lys Ser  
 945 950 955 960

Lys Leu Val Ser Asp Phe Arg Lys Asp Phe Gln Phe Tyr Lys Val Arg  
 965 970 975

Glu Ile Asn Asn Tyr His His Ala His Asp Ala Tyr Leu Asn Ala Val  
 980 985 990

Val Gly Thr Ala Leu Ile Lys Lys Tyr Pro Lys Leu Glu Ser Glu Phe  
 995 1000 1005

Val Tyr Gly Asp Tyr Lys Val Tyr Asp Val Arg Lys Met Ile Ala  
 1010 1015 1020

Lys Ser Glu Gln Glu Ile Gly Lys Ala Thr Ala Lys Tyr Phe Phe  
 1025 1030 1035

Tyr Ser Asn Ile Met Asn Phe Phe Lys Thr Glu Ile Thr Leu Ala  
 1040 1045 1050

Asn Gly Glu Ile Arg Lys Arg Pro Leu Ile Glu Thr Asn Gly Glu  
 1055 1060 1065

Thr Gly Glu Ile Val Trp Asp Lys Gly Arg Asp Phe Ala Thr Val  
 1070 1075 1080

Arg Lys Val Leu Ser Met Pro Gln Val Asn Ile Val Lys Lys Thr  
 1085 1090 1095

Glu Val Gln Thr Gly Gly Phe Ser Lys Glu Ser Ile Leu Pro Lys

1100

1105

1110

Arg Asn Ser Asp Lys Leu Ile Ala Arg Lys Lys Asp Trp Asp Pro  
 1115 1120 1125

Lys Lys Tyr Gly Gly Phe Asp Ser Pro Thr Val Ala Tyr Ser Val  
 1130 1135 1140

Leu Val Val Ala Lys Val Glu Lys Gly Lys Ser Lys Lys Leu Lys  
 1145 1150 1155

Ser Val Lys Glu Leu Leu Gly Ile Thr Ile Met Glu Arg Ser Ser  
 1160 1165 1170

Phe Glu Lys Asn Pro Ile Asp Phe Leu Glu Ala Lys Gly Tyr Lys  
 1175 1180 1185

Glu Val Lys Lys Asp Leu Ile Ile Lys Leu Pro Lys Tyr Ser Leu  
 1190 1195 1200

Phe Glu Leu Glu Asn Gly Arg Lys Arg Met Leu Ala Ser Ala Gly  
 1205 1210 1215

Glu Leu Gln Lys Gly Asn Glu Leu Ala Leu Pro Ser Lys Tyr Val  
 1220 1225 1230

Asn Phe Leu Tyr Leu Ala Ser His Tyr Glu Lys Leu Lys Gly Ser  
 1235 1240 1245

Pro Glu Asp Asn Glu Gln Lys Gln Leu Phe Val Glu Gln His Lys  
 1250 1255 1260

His Tyr Leu Asp Glu Ile Ile Glu Gln Ile Ser Glu Phe Ser Lys  
 1265 1270 1275

Arg Val Ile Leu Ala Asp Ala Asn Leu Asp Lys Val Leu Ser Ala

1280 1285 1290

Tyr Asn Lys His Arg Asp Lys Pro Ile Arg Glu Gln Ala Glu Asn  
 1295 1300 1305

Ile Ile His Leu Phe Thr Leu Thr Asn Leu Gly Ala Pro Ala Ala  
 1310 1315 1320

Phe Lys Tyr Phe Asp Thr Thr Ile Asp Arg Lys Arg Tyr Thr Ser  
 1325 1330 1335

Thr Lys Glu Val Leu Asp Ala Thr Leu Ile His Gln Ser Ile Thr  
 1340 1345 1350

Gly Leu Tyr Glu Thr Arg Ile Asp Leu Ser Gln Leu Gly Gly Asp  
 1355 1360 1365

- <210> 217
- <211> 4107
- <212> RNA
- <213> Artificial Sequence

- <220>
- <223> Synthetic: Cas9 nickase mRNA ORF encoding SEQ ID NO: 216 using minimal uridine codons as listed in Table 3, with start and stop codons

<400> 217  
 auggacaaga aguacagcau cggacuggca aucggaaca acagcgucgg augggcaguc 60  
 aucacagacg aaaucaaggu cccgagcaag aaguucaagg uccugggaaa cacagacaga 120  
 cacagcauca agaagaaccu gaucggagca cugcuguucg acagcggaga aacagcagaa 180  
 gcaacaagac ugaagagaac agcaagaaga agauacacaa gaagaaagaa cagaaucugc 240  
 uaccugcagg aaaucuucag caacgaaaug gcaaaggucg acgacagcuu cuuccacaga 300  
 cuggaagaaa gcuuccuggu cgaagaagac aagaagcacg aaagacaccc gaucuucgga 360  
 acaucgucg acgaagucgc auaccacgaa aaguacccga caaucuacca ccugagaaag 420

## 2018-09-27\_01155-0013-00PCT\_ST25.txt

aagcuggucg	acagcacaga	caaggcagac	cugagacuga	ucuaccuggc	acuggcacac	480
augaucaagu	ucagaggaca	cuuccugauc	gaaggagacc	ugaacccgga	caacagcgac	540
gucgacaagc	uguucaucca	gcugguccag	acauacaacc	agcuguucga	agaaaacccg	600
aucaacgcaa	gcggagucga	cgcaaaggca	auccugagcg	caagacugag	caagagcaga	660
agacuggaaa	accugaucgc	acagcugccg	ggagaaaaga	agaacggacu	guucggaaac	720
cugaucgcac	ugagccuggg	acugacaccg	aacuucaaga	gcaacuucga	ccuggcagaa	780
gacgcaaagc	ugcagcugag	caaggacaca	uacgacgacg	accuggacaa	ccugcuggca	840
cagaucggag	accaguacgc	agaccuguuc	cuggcagcaa	agaaccugag	cgacgcaauc	900
cugcugagcg	acauccugag	agucaacaca	gaaaucacaa	aggcaccgcu	gagcgcaagc	960
augaucaaga	gauacgacga	acaccaccag	gaccugacac	ugcugaaggc	acuggucaga	1020
cagcagcugc	cggaaaagua	caaggaaauc	uucuucgacc	agagcaagaa	cggauacgca	1080
ggauacaucg	acggaggagc	aagccaggaa	gaauucuaca	aguucauca	gccgauccug	1140
gaaaagaugg	acggaacaga	agaacugcug	gucaagcuga	acagagaaga	ccugcugaga	1200
aagcagagaa	cauucgaca	cggaagcauc	ccgcaccaga	uccaccuggg	agaacugcac	1260
gcaauccuga	gaagacagga	agacuucuac	ccguuccuga	aggacaacag	agaaaagauc	1320
gaaaagaucc	ugacauucag	aaucccguac	uacgucggac	cgcuggcaag	aggaaacagc	1380
agauucgcau	ggaugacaag	aaagagcga	gaaacaauc	caccguggaa	cuucgaagaa	1440
gucgucgaca	aggagcaag	cgcacagagc	uucaucgaaa	gaaugacaaa	cuucgacaag	1500
aaccugccga	acgaaaaggu	ccugccgaag	cacagccugc	uguacgaaua	cuucacaguc	1560
uacaacgaac	ugacaaaggu	caaguacguc	acagaaggaa	ugagaaagcc	ggcauuccug	1620
agcggagaac	agaagaaggc	aaucgucgac	cugcuguuca	agacaaacag	aaaggucaca	1680
gucaagcagc	ugaaggaaga	cuacuucgag	aagaucgaau	gcuucgacag	cgucgaaauc	1740
agcggagucg	aagacagauu	caacgcaagc	cugggaacau	accacgaccu	gcugaagauc	1800
aucaaggaca	aggacuuccu	ggacaacgaa	gaaaacgaag	acauccugga	agacaucguc	1860

cugacacuga	cacuguucga	agacagagaa	augaucgaag	aaagacugaa	gacauacgca	1920
caccuguucg	acgacaaggu	caugaagcag	cugaagagaa	gaagauacac	aggauaggga	1980
agacugagca	gaaagcugau	caacggauc	agagacaagc	agagcggaaa	gacaaucug	2040
gacuuccuga	agagcgacgg	auucgcaaac	agaaacuuc	ugcagcugau	ccacgacgac	2100
agccugacau	ucaaggaaga	cauccagaag	gcacagguca	gaggacaggg	agacagccug	2160
cacgaacaca	ucgcaaaccu	ggcaggaagc	ccggcaauca	agaagggaau	ccugcagaca	2220
gucaaggucg	ucgacgaacu	ggucaagguc	augggaagac	acaagccgga	aaacaucguc	2280
aucgaaaugg	caagagaaaa	ccagacaaca	cagaagggac	agaagaacag	cagagaaaaga	2340
augaagagaa	ucgaagaagg	aaucaaggaa	cugggaagcc	agaucugaa	ggaacacccg	2400
gucgaaaaca	cacagcugca	gaacgaaaag	cuguaccugu	acuaccugca	gaacggaaga	2460
gacauguacg	ucgaccagga	acuggacauc	aacagacuga	gcgacuacga	cgucgaccac	2520
aucgucccgc	agagcuuccu	gaaggacgac	agcaucgaca	acaagguccu	gacaagaagc	2580
gacaagaaca	gaggaaagag	cgacaacguc	ccgagcgaag	aagucgucaa	gaagaugaag	2640
aacuacugga	gacagcugcu	gaacgcaaag	cugaucacac	agagaaaguu	cgacaaccug	2700
acaaaggcag	agagaggagg	acugagcga	cuggacaagg	caggauucau	caagagacag	2760
cuggucgaaa	caagacagau	cacaaagcac	gucgcacaga	uccuggacag	cagaaugaac	2820
acaaaguacg	acgaaaacga	caagcugauc	agagaaguca	aggucaucac	acugaagagc	2880
aagcugguca	gcgacuucag	aaaggacuuc	caguucuaca	aggucagaga	aaucaacaac	2940
uaccaccacg	cacacgacgc	auaccugaac	gcagucgucg	gaacagcacu	gaucaagaag	3000
uacccgaagc	uggaaagcga	auucgucuac	ggagacuaca	aggucucaga	cgucagaaaag	3060
augaucgcaa	agagcgaaca	ggaaaucgga	aaggcaacag	caaaguacuu	cuucucacgc	3120
aacaucauga	acuucuucaa	gacagaaauc	acacuggcaa	acggagaaaau	cagaaagaga	3180
ccgcugaucg	aaacaaacgg	agaaacagga	gaaaucgucu	gggacaaggg	aagagacuuc	3240
gcaacaguca	gaaagguccu	gagcaugccg	caggucaaca	ucgucaagaa	gacagaaguc	3300

cagacaggag gauucagcaa ggaaagcauc cugccgaaga gaaacagcga caagcugauc	3360
gcaagaaaga aggacuggga cccgaagaag uacggaggau ucgacagccc gacagucgca	3420
uacagcgucc uggucgucgc aaaggucgaa aagggaaaga gcaagaagcu gaagagcguc	3480
aaggaacugc ugggaucac aaucauggaa agaagcagcu ucgaaaagaa cccgaucgac	3540
uuccuggaag caaagggaua caaggaaguc aagaaggacc ugaucauca gcuGCCgaag	3600
uacagccugu ucgaacugga aaacggaaga aagagaaugc uggcaagcgc aggagaacug	3660
cagaagggaa acgaacuggc acugccgagc aaguacguca acuuccugua ccuggcaagc	3720
cacuacgaaa agcugaaggg aagcccggaa gacaacgaac agaagcagcu guucgucgaa	3780
cagcacaagc acuaccugga cgaaaucauc gaacagauca gcgaaucag caagagaguc	3840
auccuggcag acgcaaaccu ggacaagguc cugagcgcau acaacaagca cagagacaag	3900
ccgaucagag aacaggcaga aaacaucauc caccuguuca cacugacaaa ccugggagca	3960
ccggcagcau ucaaguacuu cgacacaaca aucgacagaa agagauacac aagcacaag	4020
gaaguccugg acgcaacacu gauccaccag agcaucacag gacuguacga aacaagauc	4080
gaccugagcc agcugggagg agacuag	4107

<210> 218  
 <211> 4101  
 <212> RNA  
 <213> Artificial Sequence

<220>

<223> Synthetic: Cas9 nickase coding sequence encoding SEQ ID NO: 216 using minimal uridine codons as listed in Table 3 (no start or stop codons; suitable for inclusion in fusion protein coding sequence)

<400> 218	
gacaagaagu acagcaucgg acuggcaauc ggaacaaaca gcgucggaug ggcagucauc	60
acagacgaau acaagguccc gagcaagaag uucaaggucc ugggaaacac agacagacac	120
agcaucaaga agaaccugau cggagcacug cuguucgaca gcggagaaac agcagaagca	180
acaagacuga agagaacagc aagaagaaga uacacaagaa gaaagaacag aaucugcuac	240

2018-09-27\_01155-0013-00PCT\_ST25.txt

cugcaggaaa	ucuucagcaa	cgaaauggca	aaggucgacg	acagcuucuu	ccacagacug	300
gaagaaagcu	uccuggucga	agaagacaag	aagcacgaaa	gacacccgau	cuucggaaac	360
aucgucgacg	aagucgcaua	ccacgaaaag	uacccgacaa	ucuaccaccu	gagaaagaag	420
cuggucgaca	gcacagacaa	ggcagaccug	agacugaucu	accuggcacu	ggcacacaug	480
aucaaguuca	gaggacacuu	ccugaucgaa	ggagaccuga	acccggacaa	cagcgacguc	540
gacaagcugu	ucauccagcu	gguccagaca	uacaaccagc	uguucgaaga	aaacccgauc	600
aacgcaagcg	gagucgacgc	aaaggcaauc	cugagcgcaa	gacugagcaa	gagcagaaga	660
cuggaaaacc	ugaucgcaca	gcugccggga	gaaaagaaga	acggacuguu	cggaaaccug	720
aucgcacuga	gccugggacu	gacaccgaac	uucaagagca	acuucgaccu	ggcagaagac	780
gcaaagcugc	agcugagcaa	ggacacauac	gacgacgacc	uggacaaccu	gcuggcacag	840
aucggagacc	aguacgcaga	ccuguuccug	gcagcaaaga	accugagcga	cgcaauccug	900
cugagcgaca	uccugagagu	caacacagaa	aucacaaagg	caccgcugag	cgcaagcaug	960
aucaagagau	acgacgaaca	ccaccaggac	cugacacugc	ugaaggcacu	ggucagacag	1020
cagcugccgg	aaaaguacaa	ggaaaucuuc	uucgaccaga	gcaagaacgg	auacgcagga	1080
uacaucgacg	gaggagcaag	ccaggaagaa	uucuacaagu	ucaucaagcc	gauccuggaa	1140
aagauggacg	gaacagaaga	acugcugguc	aagcugaaca	gagaagaccu	gcugagaaag	1200
cagagaacau	ucgacaacgg	aagcaucccg	caccagaucc	accugggaga	acugcacgca	1260
auccugagaa	gacaggaaga	cuucuacccg	uuccugaagg	acaacagaga	aaagaucgaa	1320
aagauccuga	cauucagaau	cccguacuac	gucggaccgc	uggcaagagg	aaacagcaga	1380
uucgcaugga	ugacaagaaa	gagcgaagaa	acaaucacac	cguggaacuu	cgaagaaguc	1440
gucgacaagg	gagcaagcgc	acagagcuuc	aucgaaagaa	ugacaaacuu	cgacaagaac	1500
cugccgaacg	aaaagguccu	gccgaagcac	agccugcugu	acgaauacuu	cacagucuac	1560
aacgaacuga	caaaggucaa	guacgucaca	gaaggaauga	gaaagccggc	auuccugagc	1620
ggagaacaga	agaaggcaau	cgucgaccug	cuguucaaga	caaacagaaa	ggucacaguc	1680

2018-09-27\_01155-0013-00PCT\_ST25.txt

aagcagcuga	aggaagacua	cuucaagaag	aucgaaugcu	ucgacagcgu	cgaaaucagc	1740
ggagucgaag	acagauucaa	cgcaagccug	ggaacauacc	acgaccugcu	gaagaucauc	1800
aaggacaagg	acuuccugga	caacgaagaa	aacgaagaca	uccuggaaga	caucguccug	1860
acacugacac	uguucgaaga	cagagaaaug	aucgaagaaa	gacugaagac	auacgcacac	1920
cuguucgacg	acaaggucou	gaagcagcug	aagagaagaa	gauacacagg	auggggaaga	1980
cugagcagaa	agcugaucaa	cggaaucaga	gacaagcaga	gcggaagac	aauccuggac	2040
uuccugaaga	gcgacggauu	cgcaaacaga	aacuucaugc	agcugaucca	cgacgacagc	2100
cugacauuca	aggaagacau	ccagaaggca	caggucagcg	gacagggaga	cagccugcac	2160
gaacacaucg	caaaccuggc	aggaagcccg	gcaaucaaga	agggaauccu	gcagacaguc	2220
aaggucgucg	acgaacuggu	caaggucaug	ggaagacaca	agccggaaaa	caucgucauc	2280
gaaauggcaa	gagaaaacca	gacaacacag	aaggacagaa	agaacagcag	agaaagaau	2340
aagagaau	caaggaacug	ggaagccaga	uccugaagga	acacccgguc		2400
gaaaacacac	agcugcagaa	cgaaaagcug	uaccuguacu	accugcagaa	cggaagagac	2460
auguacgucg	accaggaacu	ggacaucaac	agacugagcg	acuacgacgu	cgaccacauc	2520
gucccgagaa	gcuuccugaa	ggacgacagc	aucgacaaca	agguccugac	aagaagcgac	2580
aagaacagag	gaaagagcga	caacgucccg	agcgaagaag	ucgucaagaa	gaugaagaac	2640
uacuggagac	agcugcugaa	cgcaaagcug	aucacacaga	gaaaguucga	caaccugaca	2700
aaggcagaga	gaggaggacu	gagcgaacug	gacaaggcag	gauucaucaa	gagacagcug	2760
gucgaaacaa	gacagaucac	aaagcacguc	gcacagaucc	uggacagcag	aaugaacaca	2820
aaguacgacg	aaaacgacaa	gcugaucaga	gaagucaagg	ucaucacacu	gaagagcaag	2880
cuggucagcg	acuucagaaa	ggacuuccag	uucuacaagg	ucagagaaa	caacaacuac	2940
caccacgcac	acgacgcaua	ccugaacgca	gucgucggaa	cagcacugau	caagaaguac	3000
ccgaagcugg	aaagcgaauu	cgucuacgga	gacuacaagg	ucucgacgu	cagaaagaug	3060
aucgcaaaga	gcgaacagga	aaucggaaag	gcaacagcaa	aguacuucuu	cuacagcaac	3120



2018-09-27\_01155-0013-00PCT\_ST25.txt

aucaugaacu ucuucaagac agaaaucaca cuggcaaacg gagaaaucag aaagagaccg 3180  
 cugaucgaaa caaacggaga aacaggagaa aucgucuggg acaagggaag agacuucgca 3240  
 acagucagaa agguccugag caugccgcag gucaacaucg ucaagaagac agaaguccag 3300  
 acaggaggau ucagcaagga aagcauccug ccgaagagaa acagcgacaa gcugaucgca 3360  
 agaaaagaagg acugggaccc gaagaaguac ggaggauucg acagcccgac agucgcauac 3420  
 agcguccugg ucgucgcaaa ggucgaaaag ggaagagca agaagcugaa gagcgucaag 3480  
 gaacugcugg gaaucacaau cauggaaaga agcagcuucg aaaagaacc gaucgacuuc 3540  
 cuggaagcaa agggauacaa ggaagucaag aaggaccuga ucaucaagcu gccgaaguac 3600  
 agccuguucg aacuggaaaa cggaagaaag agaaucugg caagcgcagg agaacugcag 3660  
 aagggaaacg aacuggcacu gccgagcaag uacgucaacu uccuguaccu ggcaagccac 3720  
 uacgaaaagc ugaagggaag cccggaagac aacgaacaga agcagcuguu cgucgaacag 3780  
 cacaagcacu accuggacga aaucaucgaa cagaucagcg aaucagcaa gagagucauc 3840  
 cuggcagacg caaacugga caagguccug agcgcauaca acaagcacag agacaagccg 3900  
 aucagagaac aggcagaaaa caucauccac cuguucacac ugacaaaaccu gggagcaccg 3960  
 gcagcauuga aguacuucga cacaacauc gacagaaaga gauacacaag cacaaaggaa 4020  
 guccuggacg caacacugau ccaccagagc aucacaggac uguacgaaac aagaaucgac 4080  
 cugagccagc ugggaggaga c 4101

<210> 219  
 <211> 1368  
 <212> PRT  
 <213> Artificial Sequence

<220>  
 <223> Synthetic: Amino acid sequence of dCas9 (without NLS)

<400> 219

Met Asp Lys Lys Tyr Ser Ile Gly Leu Ala Ile Gly Thr Asn Ser Val  
 1 5 10 15

Gly Trp Ala Val Ile Thr Asp Glu Tyr Lys Val Pro Ser Lys Lys Phe  
 20 25 30

Lys Val Leu Gly Asn Thr Asp Arg His Ser Ile Lys Lys Asn Leu Ile  
 35 40 45

Gly Ala Leu Leu Phe Asp Ser Gly Glu Thr Ala Glu Ala Thr Arg Leu  
 50 55 60

Lys Arg Thr Ala Arg Arg Arg Tyr Thr Arg Arg Lys Asn Arg Ile Cys  
 65 70 75 80

Tyr Leu Gln Glu Ile Phe Ser Asn Glu Met Ala Lys Val Asp Asp Ser  
 85 90 95

Phe Phe His Arg Leu Glu Glu Ser Phe Leu Val Glu Glu Asp Lys Lys  
 100 105 110

His Glu Arg His Pro Ile Phe Gly Asn Ile Val Asp Glu Val Ala Tyr  
 115 120 125

His Glu Lys Tyr Pro Thr Ile Tyr His Leu Arg Lys Lys Leu Val Asp  
 130 135 140

Ser Thr Asp Lys Ala Asp Leu Arg Leu Ile Tyr Leu Ala Leu Ala His  
 145 150 155 160

Met Ile Lys Phe Arg Gly His Phe Leu Ile Glu Gly Asp Leu Asn Pro  
 165 170 175

Asp Asn Ser Asp Val Asp Lys Leu Phe Ile Gln Leu Val Gln Thr Tyr  
 180 185 190

Asn Gln Leu Phe Glu Glu Asn Pro Ile Asn Ala Ser Gly Val Asp Ala  
 195 200 205

Lys Ala Ile Leu Ser Ala Arg Leu Ser Lys Ser Arg Arg Leu Glu Asn  
 210 215 220

Leu Ile Ala Gln Leu Pro Gly Glu Lys Lys Asn Gly Leu Phe Gly Asn  
 225 230 235 240

Leu Ile Ala Leu Ser Leu Gly Leu Thr Pro Asn Phe Lys Ser Asn Phe  
 245 250 255

Asp Leu Ala Glu Asp Ala Lys Leu Gln Leu Ser Lys Asp Thr Tyr Asp  
 260 265 270

Asp Asp Leu Asp Asn Leu Leu Ala Gln Ile Gly Asp Gln Tyr Ala Asp  
 275 280 285

Leu Phe Leu Ala Ala Lys Asn Leu Ser Asp Ala Ile Leu Leu Ser Asp  
 290 295 300

Ile Leu Arg Val Asn Thr Glu Ile Thr Lys Ala Pro Leu Ser Ala Ser  
 305 310 315 320

Met Ile Lys Arg Tyr Asp Glu His His Gln Asp Leu Thr Leu Leu Lys  
 325 330 335

Ala Leu Val Arg Gln Gln Leu Pro Glu Lys Tyr Lys Glu Ile Phe Phe  
 340 345 350

Asp Gln Ser Lys Asn Gly Tyr Ala Gly Tyr Ile Asp Gly Gly Ala Ser  
 355 360 365

Gln Glu Glu Phe Tyr Lys Phe Ile Lys Pro Ile Leu Glu Lys Met Asp  
 370 375 380

Gly Thr Glu Glu Leu Leu Val Lys Leu Asn Arg Glu Asp Leu Leu Arg  
 385 390 395 400

Lys Gln Arg Thr Phe Asp Asn Gly Ser Ile Pro His Gln Ile His Leu  
 405 410 415

Gly Glu Leu His Ala Ile Leu Arg Arg Gln Glu Asp Phe Tyr Pro Phe  
 420 425 430

Leu Lys Asp Asn Arg Glu Lys Ile Glu Lys Ile Leu Thr Phe Arg Ile  
 435 440 445

Pro Tyr Tyr Val Gly Pro Leu Ala Arg Gly Asn Ser Arg Phe Ala Trp  
 450 455 460

Met Thr Arg Lys Ser Glu Glu Thr Ile Thr Pro Trp Asn Phe Glu Glu  
 465 470 475 480

Val Val Asp Lys Gly Ala Ser Ala Gln Ser Phe Ile Glu Arg Met Thr  
 485 490 495

Asn Phe Asp Lys Asn Leu Pro Asn Glu Lys Val Leu Pro Lys His Ser  
 500 505 510

Leu Leu Tyr Glu Tyr Phe Thr Val Tyr Asn Glu Leu Thr Lys Val Lys  
 515 520 525

Tyr Val Thr Glu Gly Met Arg Lys Pro Ala Phe Leu Ser Gly Glu Gln  
 530 535 540

Lys Lys Ala Ile Val Asp Leu Leu Phe Lys Thr Asn Arg Lys Val Thr  
 545 550 555 560

Val Lys Gln Leu Lys Glu Asp Tyr Phe Lys Lys Ile Glu Cys Phe Asp  
 565 570 575

Ser Val Glu Ile Ser Gly Val Glu Asp Arg Phe Asn Ala Ser Leu Gly  
 580 585 590

Thr Tyr His Asp Leu Leu Lys Ile Ile Lys Asp Lys Asp Phe Leu Asp  
 595 600 605

Asn Glu Glu Asn Glu Asp Ile Leu Glu Asp Ile Val Leu Thr Leu Thr  
 610 615 620

Leu Phe Glu Asp Arg Glu Met Ile Glu Glu Arg Leu Lys Thr Tyr Ala  
 625 630 635 640

His Leu Phe Asp Asp Lys Val Met Lys Gln Leu Lys Arg Arg Arg Tyr  
 645 650 655

Thr Gly Trp Gly Arg Leu Ser Arg Lys Leu Ile Asn Gly Ile Arg Asp  
 660 665 670

Lys Gln Ser Gly Lys Thr Ile Leu Asp Phe Leu Lys Ser Asp Gly Phe  
 675 680 685

Ala Asn Arg Asn Phe Met Gln Leu Ile His Asp Asp Ser Leu Thr Phe  
 690 695 700

Lys Glu Asp Ile Gln Lys Ala Gln Val Ser Gly Gln Gly Asp Ser Leu  
 705 710 715 720

His Glu His Ile Ala Asn Leu Ala Gly Ser Pro Ala Ile Lys Lys Gly  
 725 730 735

Ile Leu Gln Thr Val Lys Val Val Asp Glu Leu Val Lys Val Met Gly  
 740 745 750

Arg His Lys Pro Glu Asn Ile Val Ile Glu Met Ala Arg Glu Asn Gln  
 755 760 765

Thr Thr Gln Lys Gly Gln Lys Asn Ser Arg Glu Arg Met Lys Arg Ile  
 770 775 780

Glu Glu Gly Ile Lys Glu Leu Gly Ser Gln Ile Leu Lys Glu His Pro  
 785 790 795 800

Val Glu Asn Thr Gln Leu Gln Asn Glu Lys Leu Tyr Leu Tyr Tyr Leu  
 805 810 815

Gln Asn Gly Arg Asp Met Tyr Val Asp Gln Glu Leu Asp Ile Asn Arg  
 820 825 830

Leu Ser Asp Tyr Asp Val Asp Ala Ile Val Pro Gln Ser Phe Leu Lys  
 835 840 845

Asp Asp Ser Ile Asp Asn Lys Val Leu Thr Arg Ser Asp Lys Asn Arg  
 850 855 860

Gly Lys Ser Asp Asn Val Pro Ser Glu Glu Val Val Lys Lys Met Lys  
 865 870 875 880

Asn Tyr Trp Arg Gln Leu Leu Asn Ala Lys Leu Ile Thr Gln Arg Lys  
 885 890 895

Phe Asp Asn Leu Thr Lys Ala Glu Arg Gly Gly Leu Ser Glu Leu Asp  
 900 905 910

Lys Ala Gly Phe Ile Lys Arg Gln Leu Val Glu Thr Arg Gln Ile Thr  
 915 920 925

Lys His Val Ala Gln Ile Leu Asp Ser Arg Met Asn Thr Lys Tyr Asp  
 930 935 940

Glu Asn Asp Lys Leu Ile Arg Glu Val Lys Val Ile Thr Leu Lys Ser  
 945 950 955 960

Lys Leu Val Ser Asp Phe Arg Lys Asp Phe Gln Phe Tyr Lys Val Arg  
 965 970 975

Glu Ile Asn Asn Tyr His His Ala His Asp Ala Tyr Leu Asn Ala Val  
 980 985 990

Val Gly Thr Ala Leu Ile Lys Lys Tyr Pro Lys Leu Glu Ser Glu Phe  
 995 1000 1005

Val Tyr Gly Asp Tyr Lys Val Tyr Asp Val Arg Lys Met Ile Ala  
 1010 1015 1020

Lys Ser Glu Gln Glu Ile Gly Lys Ala Thr Ala Lys Tyr Phe Phe  
 1025 1030 1035

Tyr Ser Asn Ile Met Asn Phe Phe Lys Thr Glu Ile Thr Leu Ala  
 1040 1045 1050

Asn Gly Glu Ile Arg Lys Arg Pro Leu Ile Glu Thr Asn Gly Glu  
 1055 1060 1065

Thr Gly Glu Ile Val Trp Asp Lys Gly Arg Asp Phe Ala Thr Val  
 1070 1075 1080

Arg Lys Val Leu Ser Met Pro Gln Val Asn Ile Val Lys Lys Thr  
 1085 1090 1095

Glu Val Gln Thr Gly Gly Phe Ser Lys Glu Ser Ile Leu Pro Lys  
 1100 1105 1110

Arg Asn Ser Asp Lys Leu Ile Ala Arg Lys Lys Asp Trp Asp Pro  
 1115 1120 1125

Lys Lys Tyr Gly Gly Phe Asp Ser Pro Thr Val Ala Tyr Ser Val  
 1130 1135 1140

Leu Val Val Ala Lys Val Glu Lys Gly Lys Ser Lys Lys Leu Lys  
 1145 1150 1155

Ser Val Lys Glu Leu Leu Gly Ile Thr Ile Met Glu Arg Ser Ser  
 1160 1165 1170  
  
 Phe Glu Lys Asn Pro Ile Asp Phe Leu Glu Ala Lys Gly Tyr Lys  
 1175 1180 1185  
  
 Glu Val Lys Lys Asp Leu Ile Ile Lys Leu Pro Lys Tyr Ser Leu  
 1190 1195 1200  
  
 Phe Glu Leu Glu Asn Gly Arg Lys Arg Met Leu Ala Ser Ala Gly  
 1205 1210 1215  
  
 Glu Leu Gln Lys Gly Asn Glu Leu Ala Leu Pro Ser Lys Tyr Val  
 1220 1225 1230  
  
 Asn Phe Leu Tyr Leu Ala Ser His Tyr Glu Lys Leu Lys Gly Ser  
 1235 1240 1245  
  
 Pro Glu Asp Asn Glu Gln Lys Gln Leu Phe Val Glu Gln His Lys  
 1250 1255 1260  
  
 His Tyr Leu Asp Glu Ile Ile Glu Gln Ile Ser Glu Phe Ser Lys  
 1265 1270 1275  
  
 Arg Val Ile Leu Ala Asp Ala Asn Leu Asp Lys Val Leu Ser Ala  
 1280 1285 1290  
  
 Tyr Asn Lys His Arg Asp Lys Pro Ile Arg Glu Gln Ala Glu Asn  
 1295 1300 1305  
  
 Ile Ile His Leu Phe Thr Leu Thr Asn Leu Gly Ala Pro Ala Ala  
 1310 1315 1320  
  
 Phe Lys Tyr Phe Asp Thr Thr Ile Asp Arg Lys Arg Tyr Thr Ser  
 1325 1330 1335



Thr Lys Glu Val Leu Asp Ala Thr Leu Ile His Gln Ser Ile Thr  
 1340 1345 1350

Gly Leu Tyr Glu Thr Arg Ile Asp Leu Ser Gln Leu Gly Gly Asp  
 1355 1360 1365

- <210> 220
- <211> 4107
- <212> RNA
- <213> Artificial Sequence

- <220>
- <223> Synthetic: dCas9 mRNA ORF encoding SEQ ID NO: 219 using minimal uridine codons as listed in Table 3, with start and stop codons

<400> 220  
 auggacaaga aguacagcau cggacuggca aucggaaca acagcgucgg augggcaguc 60  
 aucacagacg aauacaaggu cccgagcaag aaguucaagg uccugggaaa cacagacaga 120  
 cacagcauca agaagaaccu gaucggagca cugcuguucg acagcggaga aacagcagaa 180  
 gcaacaagac ugaagagaac agcaagaaga agauacacaa gaagaaagaa cagaaucugc 240  
 uaccugcagg aaaucuucag caacgaaaug gcaaaggucg acgacagcuu cuuccacaga 300  
 cuggaagaaa gcuuccuggu cgaagaagac aagaagcacg aaagacacc gaucuucgga 360  
 acaucgucg acgaagucgc auaccacgaa aaguaccga caaucuacca ccugagaaag 420  
 aagcuggucg acagcacaga caaggcagac cugagacuga ucuaccuggc acuggcacac 480  
 augaucaagu ucagaggaca cuuccugauc gaaggagacc ugaaccggga caacagcgac 540  
 gucgacaagc uguucaucca gcugguccag acauacaacc agcuguucga agaaaacccg 600  
 aucaacgcaa gcggagucga cgcaaaggca auccugagcg caagacugag caagagcaga 660  
 agacuggaaa accugaucgc acagcugccg ggagaaaaga agaacggacu guucggaaac 720  
 cugaucgcac ugagccuggg acugacaccg aacuucaaga gcaacuucga ccuggcagaa 780  
 gacgcaaagc ugcagcugag caaggacaca uacgacgacg accuggacaa ccugcuggca 840

## 2018-09-27\_01155-0013-00PCT\_ST25.txt

cagaucggag accaguacgc agaccuguuc cuggcagcaa agaaccugag cgacgcaauc	900
cugcugagcg acauccugag agucaacaca gaaucacaa aggcaccgcu gagcgcaagc	960
augaucaaga gauacgacga acaccaccag gaccugacac ugcugaaggc acuggucaga	1020
cagcagcugc cggaaaagua caaggaaauc uucuucgacc agagcaagaa cggauacgca	1080
ggauacaucg acggaggagc aagccaggaa gaauucuaca aguucauca gccgauccug	1140
gaaaagaugg acggaacaga agaacugcug gucaagcuga acagagaaga ccugcugaga	1200
aagcagagaa cauucgaca cggaagcauc ccgcaccaga uccaccuggg agaacugcac	1260
gcaauccuga gaagacagga agacuucuac ccguuccuga aggacaacag agaaaagauc	1320
gaaaagaucc ugacauucag aaucgccuac uacgucggac cgcuggcaag aggaaacagc	1380
agauucgcau ggauagacaag aaagagcga gaaacaauca caccguggaa cuucgaagaa	1440
gucgucgaca agggagcaag cgcacagagc uucaucgaaa gaaugacaaa cuucgacaag	1500
aaccugccga acgaaaaggu ccugccgaag cacagccugc uguacgaaua cuucacaguc	1560
uacaacgaac ugacaaaggu caaguacguc acagaaggaa ugagaaagcc ggcauuccug	1620
agcggagaac agaagaaggc aaucgucgac cugcuguuca agacaaacag aaaggucaca	1680
gucaagcagc ugaaggaaga cuacuucaag aagaucgaau gcuucgacag cgucgaaauc	1740
agcggagucg aagacagauu caacgcaagc cugggaacau accacgaccu gcugaagauc	1800
aucaaggaca aggacuuccu ggacaacgaa gaaaacgaag acauccugga agacaucguc	1860
cugacacuga cacuguucga agacagagaa augaucgaag aaagacugaa gacauacgca	1920
caccuguucg acgacaaggu caugaagcag cugaagagaa gaagauacac aggaugggga	1980
agacugagca gaaagcugau caacggauc agagacaagc agagcggaaa gacaauccug	2040
gacuuccuga agagcgacgg auucgcaa acgaaacuca ugcagcugau ccacgacgac	2100
agccugacau ucaaggaaga cauccagaag gcacagguca gcggacaggg agacagccug	2160
cacgaacaca ucgcaaaccu ggcaggaagc ccggcaauca agaagggaa cuucgagaca	2220
gucaaggucg ucgacgaacu ggucaagguc augggaagac acaagccgga aaacaucguc	2280

2018-09-27\_01155-0013-00PCT\_ST25.txt

aucgaaaugg	caagagaaaa	ccagacaaca	cagaagggac	agaagaacag	cagagaaaga	2340
augaagagaa	ucgaagaagg	aaucaaggaa	cugggaagcc	agauccugaa	ggaacacccg	2400
gucgaaaaca	cacagcugca	gaacgaaaag	cuguaccugu	acuaccugca	gaacggaaga	2460
gacauguacg	ucgaccagga	acuggacauc	aacagacuga	gcgacuacga	cgucgacgca	2520
aucgucccgc	agagcuuccu	gaaggacgac	agcaucgaca	acaagguccu	gacaagaagc	2580
gacaagaaca	gaggaaagag	cgacaacguc	ccgagcgaag	aagucgucaa	gaagaugaag	2640
aacuacugga	gacagcugcu	gaacgcaaag	cugaucacac	agagaaaguu	cgacaaccug	2700
acaaaggcag	agagaggagg	acugagcga	cuggacaagg	caggauucau	caagagacag	2760
cuggucgaaa	caagacagau	cacaaagcac	gucgcacaga	uccuggacag	cagaaugaac	2820
acaaaguacg	acgaaaacga	caagcugauc	agagaaguca	aggucaucac	acugaagagc	2880
aagcugguca	gcgacuucag	aaaggacuuc	caguucuaca	aggucagaga	aaucaacaac	2940
uaccaccacg	cacacgacgc	auaccugaac	gcagucgucg	gaacagcacu	gaucaagaag	3000
uacccgaagc	uggaaagcga	auucgucuac	ggagacuaca	aggucuacga	cgucagaaag	3060
augaucgcaa	agagcgaaca	ggaaaucgga	aaggcaacag	caaaguacuu	cuucuacagc	3120
aacaucauga	acuucuucaa	gacagaaauc	acacuggcaa	acggagaaaau	cagaaagaga	3180
ccgcugaucg	aaacaaacgg	agaaacagga	gaaaucgucu	gggacaaggg	aagagacuuc	3240
gcaacaguca	gaaagguccu	gagcaugccg	caggucaaca	ucgucaagaa	gacagaaguc	3300
cagacaggag	gauucagcaa	ggaaagcauc	cugccgaaga	gaaacagcga	caagcugauc	3360
gcaagaaaaga	aggacuggga	cccgaagaag	uacggaggau	ucgacagccc	gacagucgca	3420
uacagcgucc	uggucgucgc	aaaggucgaa	aagggaaaga	gcaagaagcu	gaagagcguc	3480
aaggaacugc	ugggaaucac	aaucauggaa	agaagcagcu	ucgaaaagaa	cccgaucgac	3540
uuccuggaag	caaagggaau	caaggaaguc	aagaaggacc	ugaucaucaa	gcugccgaag	3600
uacagccugu	ucgaacugga	aaacggaaga	aagagaaugc	uggcaagcgc	aggagaacug	3660
cagaagggaa	acgaacuggc	acugccgagc	aaguacguca	acuuccugua	ccuggcaagc	3720

cacuacgaaa agcugaaggg aagcccggaa gacaacgaac agaagcagcu guucgucgaa 3780  
 cagcacaagc acuaccugga cgaaaucauc gaacagauca gcgaaucag caagagaguc 3840  
 auccuggcag acgcaaaccu ggacaagguc cugagcgcau acaacaagca cagagacaag 3900  
 ccgaucagag aacaggcaga aaacaucauc caccuguuca cacugacaaa ccugggagca 3960  
 ccggcagcau ucaaguacuu cgacacaaca aucgacagaa agagauacac aagcacaag 4020  
 gaaguccugg acgcaacacu gauccaccag agcaucacag gacuguacga aacaagauc 4080  
 gaccugagcc agcugggagg agacuag 4107

<210> 221  
 <211> 4113  
 <212> RNA  
 <213> Artificial Sequence

<220>  
 <223> Synthetic: dCas9 coding sequence encoding SEQ ID NO: 219 using minimal uridine codons as listed in Table 3 (no start or stop codons; suitable for inclusion in fusion protein coding sequence)

<400> 221  
 gacaagaagu acagcaucgg acuggcaauc ggaacaaaca gcgucggaug ggcagucauc 60  
 acagacgaau acaagguccc gagcaagaag uucaaggucc ugaggaaacac agacagacac 120  
 agcaucaaga agaaccugau cggagcacug cuguucgaca gcggagaaac agcagaagca 180  
 acaagacuga agagaacagc aagaagaaga uacacaagaa gaaagaacag aaucugcuac 240  
 cugcaggaaa ucuucagcaa cgaaauggca aaggucgacg acagcuucuu ccacagacug 300  
 gaagaaagcu uccuggucga agaagacaag aagcacgaaa gacacccgau cuucggaaac 360  
 aucgucgacg aagucgcaua ccacgaaaag uacccgacaa ucuaccaccu gagaaagaag 420  
 cuggucgaca gcacagacaa ggcagaccug agacugaucu accuggcacu ggcacacaug 480  
 aucaaguuca gaggacacuu ccugaucgaa ggagaccuga acccggacaa cagcgacguc 540  
 gacaagcugu ucauccagcu gguccagaca uacaaccagc uguucgaaga aaacccgauc 600  
 aacgcaagcg gagucgacgc aaaggcaauc cugagcgcaa gacugagcaa gagcagaaga 660

2018-09-27\_01155-0013-00PCT\_ST25.txt

cuggaaaacc	ugaucgcaca	gcugccggga	gaaaagaaga	acggacuguu	cgaaaaccug	720
aucgcacuga	gccugggacu	gacaccgaac	uucaagagca	acuucgaccu	ggcagaagac	780
gcaaagcugc	agcugagcaa	ggacacauac	gacgacgacc	uggacaaccu	gcuggcacag	840
aucggagacc	aguacgcaga	ccuguuccug	gcagcaaaga	accugagcga	cgaauccug	900
cugagcgaca	uccugagagu	caacacagaa	aucacaaagg	caccgcugag	cgaaagcaug	960
aucaagagau	acgacgaaca	ccaccaggac	cugacacugc	ugaaggcacu	ggucagacag	1020
cagcugccgg	aaaaguacaa	ggaaaucuuc	uucgaccaga	gcaagaacgg	auacgcagga	1080
uacaucgacg	gaggagcaag	ccaggaagaa	uucuacaagu	ucaucaagcc	gauccuggaa	1140
aagauggacg	gaacagaaga	acugcugguc	aagcugaaca	gagaagaccu	gcugagaaaag	1200
cagagaacau	ucgacaacgg	aagcaucccg	caccagaucc	accugggaga	acugcacgca	1260
auccugagaa	gacaggaaga	cuucuacccg	uuccugaagg	acaacagaga	aaagaucgaa	1320
aagauccuga	cauucagaau	cccguacuac	gucggaccgc	uggcaagagg	aaacagcaga	1380
uucgcaugga	ugacaagaaa	gagcgaagaa	acaaucacac	cguggaacuu	cgaagaaguc	1440
gucgacaagg	gagcaagcgc	acagagcuuc	aucgaaagaa	ugacaaacuu	cgacaagaac	1500
cugccgaacg	aaaagguccu	gccgaagcac	agccugcugu	acgaaauacuu	cacagucuac	1560
aacgaacuga	caaaggucaa	guacgucaca	gaaggaauga	gaaagccggc	auuccugagc	1620
ggagaacaga	agaaggcaau	cgucgaccug	cuguucaaga	caaacagaaa	ggucacaguc	1680
aagcagcuga	aggaagacua	cuucaagaag	aucgaaugcu	ucgacagcgu	cgaaaucagc	1740
ggagucgaag	acagauucaa	cgcaagccug	ggaacauacc	acgaccugcu	gaagaucauc	1800
aaggacaagg	acuuccugga	caacgaagaa	aacgaagaca	uccuggaaga	caucguccug	1860
acacugacac	uguucgaaga	cagagaaaug	aucgaagaaa	gacugaagac	auacgcacac	1920
cuguucgacg	acaaggucau	gaagcagcug	aagagaagaa	gauacacagg	auggggaaga	1980
cugagcagaa	agcugaucaa	cggaaucaga	gacaagcaga	gcggaaagac	aauccuggac	2040
uuccugaaga	gcgacggauu	cgcaaacaga	aacuucaugc	agcugaacca	cgacgacagc	2100

cugacauuca	aggaagacau	ccagaaggca	caggucagcg	gacagggaga	cagccugcac	2160
gaacacaucg	caaaccuggc	aggaagcccg	gcaaucaaga	agggaauccu	gcagacaguc	2220
aaggucgucg	acgaacuggu	caaggucaug	ggaagacaca	agccggaaaa	caucgucauc	2280
gaaauggcaa	gagaaaacca	gacaacacag	aagggacaga	agaacagcag	agaaagaau	2340
aagagaauucg	aagaaggaau	caaggaacug	ggaagccaga	uccugaagga	acacccgguc	2400
gaaaacacac	agcugcagaa	cgaaaagcug	uaccuguacu	accugcagaa	cggaagagac	2460
auguacgucg	accaggaacu	ggacaucaac	agacugagcg	acuacgacgu	cgacgcauc	2520
gucccgagca	gcuuccugaa	ggacgacagc	aucgacaaca	agguccugac	aagaagcgac	2580
aagaacagag	gaaagagcga	caacgucccg	agcgaagaag	ucgucaagaa	gaugaagaac	2640
uacuggagac	agcugcugaa	cgcaaagcug	aucacacaga	gaaaguucga	caaccugaca	2700
aaggcagaga	gaggaggacu	gagcgaacug	gacaaggcag	gauucaucaa	gagacagcug	2760
gucgaaacaa	gacagaucac	aaagcacguc	gcacagauc	uggacagcag	aaugaacaca	2820
aaguacgacg	aaaacgacaa	gcugaucaga	gaagucaagg	ucaucacacu	gaagagcaag	2880
cuggucagcg	acuucagaaa	ggacuuccag	uucuacaagg	ucagagaaa	caacaacuac	2940
caccacgcac	acgacgcaua	ccugaacgca	gucgucggaa	cagcacugau	caagaaguac	3000
ccgaagcugg	aaagcgaau	cgucuacgga	gacuacaagg	ucuacgacgu	cagaaagaug	3060
aucgcaaaga	gcgaacagga	aaucggaaag	gcaacagcaa	aguacuucuu	cuacagcaac	3120
aucaugaacu	ucuucaagac	agaaaucaca	cuggcaaacg	gagaaaucag	aaagagaccg	3180
cugaucgaaa	caaacggaga	aacaggagaa	aucgucuggg	acaagggag	agacuucgca	3240
acagucagaa	agguccugag	caugccgcag	gucaacaucg	ucaagaagac	agaaguccag	3300
acaggaggau	ucagcaagga	aagcauccug	ccgaagagaa	acagcgacaa	gcugaucgca	3360
agaaagaagg	acugggaccc	gaagaaguac	ggaggauucg	acagcccag	agucgcauac	3420
agcguccugg	ucgucgcaaa	ggucgaaaag	ggaaagagca	agaagcugaa	gagcgucaag	3480
gaacugcugg	gaaucacaau	cauggaaaga	agcagcuucg	aaaagaacc	gaucgacuuc	3540

cuggaagcaa agggauacaa ggaagucaag aaggaccuga ucaucaagcu gccgaaguac 3600  
 agccuguucg aacuggaaaa cggaagaaag agaaucugg caagcgcagg agaacugcag 3660  
 aagggaaacg aacuggcacu gccgagcaag uacgucaacu uccuguaccu ggcaagccac 3720  
 uacgaaaagc ugaagggag cccggaagac aacgaacaga agcagcuguu cgucgaacag 3780  
 cacaagcacu accuggacga aaucaucgaa cagaucagcg aaucagcaa gagagucauc 3840  
 cuggcagacg caaaccugga caagguccug agcgcauaca acaagcacag agacaagccg 3900  
 aucagagaac aggcagaaaa caucauccac cuguucacac ugacaaaccu gggagcaccg 3960  
 gcagcauua aguacuucga cacaacauc gacagaaaga gauacacaag cacaaaggaa 4020  
 guccuggacg caacacugau ccaccagagc aucacaggac uguacgaaac aagaaucgac 4080  
 cugagccagc ugggaggaga cggaggagga agc 4113

<210> 222  
 <211> 1392  
 <212> PRT  
 <213> Artificial Sequence

<220>  
 <223> Synthetic: Amino acid sequence of Cas9 with two nuclear  
 localization signals (2xNLS) as the C-terminal amino acids

<400> 222

Met Asp Lys Lys Tyr Ser Ile Gly Leu Asp Ile Gly Thr Asn Ser Val  
 1 5 10 15

Gly Trp Ala Val Ile Thr Asp Glu Tyr Lys Val Pro Ser Lys Lys Phe  
 20 25 30

Lys Val Leu Gly Asn Thr Asp Arg His Ser Ile Lys Lys Asn Leu Ile  
 35 40 45

Gly Ala Leu Leu Phe Asp Ser Gly Glu Thr Ala Glu Ala Thr Arg Leu  
 50 55 60

Lys Arg Thr Ala Arg Arg Arg Tyr Thr Arg Arg Lys Asn Arg Ile Cys  
 65 70 75 80

Tyr Leu Gln Glu Ile Phe Ser Asn Glu Met Ala Lys Val Asp Asp Ser  
 85 90 95

Phe Phe His Arg Leu Glu Glu Ser Phe Leu Val Glu Glu Asp Lys Lys  
 100 105 110

His Glu Arg His Pro Ile Phe Gly Asn Ile Val Asp Glu Val Ala Tyr  
 115 120 125

His Glu Lys Tyr Pro Thr Ile Tyr His Leu Arg Lys Lys Leu Val Asp  
 130 135 140

Ser Thr Asp Lys Ala Asp Leu Arg Leu Ile Tyr Leu Ala Leu Ala His  
 145 150 155 160

Met Ile Lys Phe Arg Gly His Phe Leu Ile Glu Gly Asp Leu Asn Pro  
 165 170 175

Asp Asn Ser Asp Val Asp Lys Leu Phe Ile Gln Leu Val Gln Thr Tyr  
 180 185 190

Asn Gln Leu Phe Glu Glu Asn Pro Ile Asn Ala Ser Gly Val Asp Ala  
 195 200 205

Lys Ala Ile Leu Ser Ala Arg Leu Ser Lys Ser Arg Arg Leu Glu Asn  
 210 215 220

Leu Ile Ala Gln Leu Pro Gly Glu Lys Lys Asn Gly Leu Phe Gly Asn  
 225 230 235 240

Leu Ile Ala Leu Ser Leu Gly Leu Thr Pro Asn Phe Lys Ser Asn Phe  
 245 250 255



Asp Leu Ala Glu Asp Ala Lys Leu Gln Leu Ser Lys Asp Thr Tyr Asp  
 260 265 270

Asp Asp Leu Asp Asn Leu Leu Ala Gln Ile Gly Asp Gln Tyr Ala Asp  
 275 280 285

Leu Phe Leu Ala Ala Lys Asn Leu Ser Asp Ala Ile Leu Leu Ser Asp  
 290 295 300

Ile Leu Arg Val Asn Thr Glu Ile Thr Lys Ala Pro Leu Ser Ala Ser  
 305 310 315 320

Met Ile Lys Arg Tyr Asp Glu His His Gln Asp Leu Thr Leu Leu Lys  
 325 330 335

Ala Leu Val Arg Gln Gln Leu Pro Glu Lys Tyr Lys Glu Ile Phe Phe  
 340 345 350

Asp Gln Ser Lys Asn Gly Tyr Ala Gly Tyr Ile Asp Gly Gly Ala Ser  
 355 360 365

Gln Glu Glu Phe Tyr Lys Phe Ile Lys Pro Ile Leu Glu Lys Met Asp  
 370 375 380

Gly Thr Glu Glu Leu Leu Val Lys Leu Asn Arg Glu Asp Leu Leu Arg  
 385 390 395 400

Lys Gln Arg Thr Phe Asp Asn Gly Ser Ile Pro His Gln Ile His Leu  
 405 410 415

Gly Glu Leu His Ala Ile Leu Arg Arg Gln Glu Asp Phe Tyr Pro Phe  
 420 425 430

Leu Lys Asp Asn Arg Glu Lys Ile Glu Lys Ile Leu Thr Phe Arg Ile  
 435 440 445

Pro Tyr Tyr Val Gly Pro Leu Ala Arg Gly Asn Ser Arg Phe Ala Trp  
 450 455 460

Met Thr Arg Lys Ser Glu Glu Thr Ile Thr Pro Trp Asn Phe Glu Glu  
 465 470 475 480

Val Val Asp Lys Gly Ala Ser Ala Gln Ser Phe Ile Glu Arg Met Thr  
 485 490 495

Asn Phe Asp Lys Asn Leu Pro Asn Glu Lys Val Leu Pro Lys His Ser  
 500 505 510

Leu Leu Tyr Glu Tyr Phe Thr Val Tyr Asn Glu Leu Thr Lys Val Lys  
 515 520 525

Tyr Val Thr Glu Gly Met Arg Lys Pro Ala Phe Leu Ser Gly Glu Gln  
 530 535 540

Lys Lys Ala Ile Val Asp Leu Leu Phe Lys Thr Asn Arg Lys Val Thr  
 545 550 555 560

Val Lys Gln Leu Lys Glu Asp Tyr Phe Lys Lys Ile Glu Cys Phe Asp  
 565 570 575

Ser Val Glu Ile Ser Gly Val Glu Asp Arg Phe Asn Ala Ser Leu Gly  
 580 585 590

Thr Tyr His Asp Leu Leu Lys Ile Ile Lys Asp Lys Asp Phe Leu Asp  
 595 600 605

Asn Glu Glu Asn Glu Asp Ile Leu Glu Asp Ile Val Leu Thr Leu Thr  
 610 615 620

Leu Phe Glu Asp Arg Glu Met Ile Glu Glu Arg Leu Lys Thr Tyr Ala  
 625 630 635 640

His Leu Phe Asp Asp Lys Val Met Lys Gln Leu Lys Arg Arg Arg Tyr  
 645 650 655

Thr Gly Trp Gly Arg Leu Ser Arg Lys Leu Ile Asn Gly Ile Arg Asp  
 660 665 670

Lys Gln Ser Gly Lys Thr Ile Leu Asp Phe Leu Lys Ser Asp Gly Phe  
 675 680 685

Ala Asn Arg Asn Phe Met Gln Leu Ile His Asp Asp Ser Leu Thr Phe  
 690 695 700

Lys Glu Asp Ile Gln Lys Ala Gln Val Ser Gly Gln Gly Asp Ser Leu  
 705 710 715 720

His Glu His Ile Ala Asn Leu Ala Gly Ser Pro Ala Ile Lys Lys Gly  
 725 730 735

Ile Leu Gln Thr Val Lys Val Val Asp Glu Leu Val Lys Val Met Gly  
 740 745 750

Arg His Lys Pro Glu Asn Ile Val Ile Glu Met Ala Arg Glu Asn Gln  
 755 760 765

Thr Thr Gln Lys Gly Gln Lys Asn Ser Arg Glu Arg Met Lys Arg Ile  
 770 775 780

Glu Glu Gly Ile Lys Glu Leu Gly Ser Gln Ile Leu Lys Glu His Pro  
 785 790 795 800

Val Glu Asn Thr Gln Leu Gln Asn Glu Lys Leu Tyr Leu Tyr Tyr Leu  
 805 810 815

Gln Asn Gly Arg Asp Met Tyr Val Asp Gln Glu Leu Asp Ile Asn Arg  
 820 825 830

Leu Ser Asp Tyr Asp Val Asp His Ile Val Pro Gln Ser Phe Leu Lys  
 835 840 845

Asp Asp Ser Ile Asp Asn Lys Val Leu Thr Arg Ser Asp Lys Asn Arg  
 850 855 860

Gly Lys Ser Asp Asn Val Pro Ser Glu Glu Val Val Lys Lys Met Lys  
 865 870 875 880

Asn Tyr Trp Arg Gln Leu Leu Asn Ala Lys Leu Ile Thr Gln Arg Lys  
 885 890 895

Phe Asp Asn Leu Thr Lys Ala Glu Arg Gly Gly Leu Ser Glu Leu Asp  
 900 905 910

Lys Ala Gly Phe Ile Lys Arg Gln Leu Val Glu Thr Arg Gln Ile Thr  
 915 920 925

Lys His Val Ala Gln Ile Leu Asp Ser Arg Met Asn Thr Lys Tyr Asp  
 930 935 940

Glu Asn Asp Lys Leu Ile Arg Glu Val Lys Val Ile Thr Leu Lys Ser  
 945 950 955 960

Lys Leu Val Ser Asp Phe Arg Lys Asp Phe Gln Phe Tyr Lys Val Arg  
 965 970 975

Glu Ile Asn Asn Tyr His His Ala His Asp Ala Tyr Leu Asn Ala Val  
 980 985 990

Val Gly Thr Ala Leu Ile Lys Lys Tyr Pro Lys Leu Glu Ser Glu Phe  
 995 1000 1005

Val Tyr Gly Asp Tyr Lys Val Tyr Asp Val Arg Lys Met Ile Ala  
 1010 1015 1020

Lys Ser Glu Gln Glu Ile Gly Lys Ala Thr Ala Lys Tyr Phe Phe  
 1025 1030 1035

Tyr Ser Asn Ile Met Asn Phe Phe Lys Thr Glu Ile Thr Leu Ala  
 1040 1045 1050

Asn Gly Glu Ile Arg Lys Arg Pro Leu Ile Glu Thr Asn Gly Glu  
 1055 1060 1065

Thr Gly Glu Ile Val Trp Asp Lys Gly Arg Asp Phe Ala Thr Val  
 1070 1075 1080

Arg Lys Val Leu Ser Met Pro Gln Val Asn Ile Val Lys Lys Thr  
 1085 1090 1095

Glu Val Gln Thr Gly Gly Phe Ser Lys Glu Ser Ile Leu Pro Lys  
 1100 1105 1110

Arg Asn Ser Asp Lys Leu Ile Ala Arg Lys Lys Asp Trp Asp Pro  
 1115 1120 1125

Lys Lys Tyr Gly Gly Phe Asp Ser Pro Thr Val Ala Tyr Ser Val  
 1130 1135 1140

Leu Val Val Ala Lys Val Glu Lys Gly Lys Ser Lys Lys Leu Lys  
 1145 1150 1155

Ser Val Lys Glu Leu Leu Gly Ile Thr Ile Met Glu Arg Ser Ser  
 1160 1165 1170

Phe Glu Lys Asn Pro Ile Asp Phe Leu Glu Ala Lys Gly Tyr Lys  
 1175 1180 1185

Glu Val Lys Lys Asp Leu Ile Ile Lys Leu Pro Lys Tyr Ser Leu  
 1190 1195 1200

Phe Glu Leu Glu Asn Gly Arg Lys Arg Met Leu Ala Ser Ala Gly  
 1205 1210 1215

Glu Leu Gln Lys Gly Asn Glu Leu Ala Leu Pro Ser Lys Tyr Val  
 1220 1225 1230

Asn Phe Leu Tyr Leu Ala Ser His Tyr Glu Lys Leu Lys Gly Ser  
 1235 1240 1245

Pro Glu Asp Asn Glu Gln Lys Gln Leu Phe Val Glu Gln His Lys  
 1250 1255 1260

His Tyr Leu Asp Glu Ile Ile Glu Gln Ile Ser Glu Phe Ser Lys  
 1265 1270 1275

Arg Val Ile Leu Ala Asp Ala Asn Leu Asp Lys Val Leu Ser Ala  
 1280 1285 1290

Tyr Asn Lys His Arg Asp Lys Pro Ile Arg Glu Gln Ala Glu Asn  
 1295 1300 1305

Ile Ile His Leu Phe Thr Leu Thr Asn Leu Gly Ala Pro Ala Ala  
 1310 1315 1320

Phe Lys Tyr Phe Asp Thr Thr Ile Asp Arg Lys Arg Tyr Thr Ser  
 1325 1330 1335

Thr Lys Glu Val Leu Asp Ala Thr Leu Ile His Gln Ser Ile Thr  
 1340 1345 1350

Gly Leu Tyr Glu Thr Arg Ile Asp Leu Ser Gln Leu Gly Gly Asp  
 1355 1360 1365

Gly Ser Gly Ser Pro Lys Lys Lys Arg Lys Val Asp Gly Ser Pro  
 1370 1375 1380

Lys Lys Lys Arg Lys Val Asp Ser Gly  
 1385 1390

- <210> 223
- <211> 4233
- <212> RNA
- <213> Artificial Sequence

<220>  
 <223> Synthetic: Cas9 mRNA ORF encoding SEQ ID NO: 222 using minimal uridine codons, with start and stop codons

<400> 223  
 auggacaaga aguacagcau cggacuggac aucggaacaa acagcugcgg augggcaguc 60  
 aucacagacg aauacaaggu cccgagcaag aaguucaagg uccugggaaa cacagacaga 120  
 cacagcauca agaagaaccu gaucggagca cugcuguucg acagcggaga aacagcagaa 180  
 gcaacaagac ugaagagaac agcaagaaga agauacacaa gaagaaagaa cagaaucugc 240  
 uaccugcagg aaaucuucag caacgaaaug gcaaaggucg acgacagcuu cuuccacaga 300  
 cuggaagaaa gcuuccuggu cgaagaagac aagaagcacg aaagacacc gaucuucgga 360  
 acaucgucg acgaagucgc auaccacgaa aaguaccgga caaucuacca ccugagaaag 420  
 aagcuggucg acagcacaga caaggcagac cugagacuga ucuaccuggc acuggcacac 480  
 augaucaagu ucagaggaca cuuccugauc gaaggagacc ugaaccggga caacagcgac 540  
 gucgacaagc uguucaucca gcugguccag acauacaacc agcuguucga agaaaaccg 600  
 aucaacgcaa gcggagucga cgcaaaggca auccugagcg caagacugag caagagcaga 660  
 agacuggaaa accugaucgc acagcugccg ggagaaaaga agaaccggacu guucggaaac 720  
 cugaucgcac ugagccuggg acugacaccg aacuucaaga gcaacuucga ccuggcagaa 780  
 gacgcaaagc ugcagcugag caaggacaca uacgacgacg accuggacaa ccugcuggca 840  
 cagaucggag accaguacgc agaccuguuc cuggcagcaa agaaccugag cgacgcaauc 900  
 cugcugagcg acauccugag agucaacaca gaaucacaa aggcaccgcu gagcgcaagc 960  
 augaucaaga gauacgacga acaccaccag gaccugacac ugcugaaggc acuggucaga 1020

cagcagcugc	cggaaaagua	caaggaaauc	uucuucgacc	agagcaagaa	cggauacgca	1080
ggauacaucg	acggaggagc	aagccaggaa	gaauucuaca	aguucauca	gccgauccug	1140
gaaaagaugg	acggaacaga	agaacugcug	gucaagcuga	acagagaaga	ccugcugaga	1200
aagcagagaa	cauucgaca	cggaagcauc	ccgcaccaga	uccaccuggg	agaacugcac	1260
gcaauccuga	gaagacagga	agacuucuac	ccguuccuga	aggacaacag	agaaaagauc	1320
gaaaagaucc	ugacauucag	aaucccgua	uacgucggac	cgucggcaag	aggaaacagc	1380
agauucgcau	ggaugacaag	aaagagcga	gaaacaauca	caccguggaa	cuucgaagaa	1440
gucgucgaca	aggagcaag	cgcacagagc	uucaucgaaa	gaaugacaaa	cuucgacaag	1500
aaccugccga	acgaaaaggu	ccugccgaag	cacagccugc	uguacgaaua	cuucacaguc	1560
uacaacgaac	ugacaaaggu	caaguacguc	acagaaggaa	ugagaaagcc	ggcauuccug	1620
agcggagaa	agaagaaggc	aaucgucgac	cugcuguuca	agacaaacag	aaaggucaca	1680
gucaagcagc	ugaaggaaga	cuacuucaag	aagaucgaau	gcuucgacag	cgucgaaauc	1740
agcggagucg	aagacagauu	caacgcaagc	cugggaacau	accacgaccu	gcugaagauc	1800
aucaaggaca	aggacuuccu	ggacaacgaa	gaaaacgaag	acauccugga	agacaucguc	1860
cugacacuga	cacuguucga	agacagagaa	augaucgaag	aaagacugaa	gacauacgca	1920
caccuguucg	acgacaaggu	caugaagcag	cugaagagaa	gaagauacac	aggauugggga	1980
agacugagca	gaaagcugau	caacggaauc	agagacaagc	agagcggaaa	gacaauccug	2040
gacuuccuga	agagcgacgg	auucgcaa	agaaacuuca	ugcagcugau	ccacgacgac	2100
agccugacau	ucaaggaaga	cauccagaag	gcacagguca	gcggacaggg	agacagccug	2160
cacgaacaca	ucgcaaaccu	ggcaggaagc	ccggcaauca	agaagggaau	ccugcagaca	2220
gucaaggucg	ucgacgaacu	ggucaagguc	augggaagac	acaagccgga	aaacaucguc	2280
aucgaaaugg	caagagaaaa	ccagacaaca	cagaaggagc	agaagaacag	cagagaaaga	2340
augaagagaa	ucgaagaagg	aaucaaggaa	cugggaagcc	agauccugaa	ggaacacccg	2400
gucgaaaaca	cacagcugca	gaacgaaaag	cuguaccugu	acuaccugca	gaacggaaga	2460



gacauguacg	ucgaccagga	acuggacauc	aacagacuga	gcgacuacga	cgucgaccac	2520
aucgucccg	agagcuuccu	gaaggacgac	agcaucgaca	acaagguccu	gacaagaagc	2580
gacaagaaca	gaggaaagag	cgacaacguc	ccgagcgaag	aagucgucaa	gaagaugaag	2640
aacuacugga	gacagcugcu	gaacgcaaag	cugaucacac	agagaaaguu	cgacaaccug	2700
acaaaggcag	agagaggagg	acugagcga	cuggacaagg	caggauucau	caagagacag	2760
cuggucgaaa	caagacagau	cacaaagcac	gucgcacaga	uccuggacag	cagaaugaac	2820
acaaaguacg	acgaaaacga	caagcugauc	agagaaguca	aggucaucac	acugaagagc	2880
aagcugguca	gcgacuucag	aaaggacuuc	caguucuaca	aggucagaga	aaucaacaac	2940
uaccaccacg	cacacgacgc	auaccugaac	gcagucgucg	gaacagcacu	gaucaagaag	3000
uaccggaagc	uggaaagcga	auucgucuac	ggagacuaca	aggucuacga	cgucagaaag	3060
augaucgcaa	agagcgaaca	ggaaaucgga	aaggcaacag	caaaguacuu	cuucuacagc	3120
aacaucauga	acuucuuaa	gacagaaauc	acacuggcaa	acggagaaau	cagaaagaga	3180
ccgcugaucg	aaacaaacgg	agaaacagga	gaaaucgucu	gggacaaggg	aagagacuuc	3240
gcaacaguca	gaaagguccu	gagcaugccg	caggucaaca	ucgucaagaa	gacagaaguc	3300
cagacaggag	gauucagcaa	ggaaagcauc	cugccgaaga	gaaacagcga	caagcugauc	3360
gcaagaaaga	aggacuggga	cccgaagaag	uacggaggau	ucgacagccc	gacagucgca	3420
uacagcgucc	uggucgucgc	aaaggucgaa	aagggaaaga	gcaagaagcu	gaagagcguc	3480
aaggaacugc	ugggaaucac	aaucauggaa	agaagcagcu	ucgaaaagaa	cccgaucgac	3540
uuccuggaag	caaagggaua	caaggaaguc	aagaaggacc	ugaucaucaa	gcugccgaag	3600
uacagccugu	ucgaacugga	aaacggaaga	aagagaaugc	uggcaagcgc	aggagaacug	3660
cagaagggaa	acgaacuggc	acugccgagc	aaguacguca	acuuccugua	ccuggcaagc	3720
cacuacgaaa	agcugaaggg	aagcccggaa	gacaacgaac	agaagcagcu	guucgucgaa	3780
cagcacaagc	acuaccugga	cgaaaucauc	gaacagauca	gcgaaucag	caagagaguc	3840
auccuggcag	acgcaaaccu	ggacaagguc	cugagcgcau	acaacaagca	cagagacaag	3900

2018-09-27\_01155-0013-00PCT\_ST25.txt

ccgaucagag aacaggcaga aaacaucauc caccuguuca cacugacaaa ccugggagca 3960  
 ccggcagcau ucaaguacuu cgacacaaca aucgacagaa agagauacac aagcaciaag 4020  
 gaaguccugg acgcaacacu gauccaccag agcaucacag gacuguacga aacaagaauc 4080  
 gaccugagcc agcugggagg agacggagga ggaagcccga agaagaagag aaaggucgcc 4140  
 aagaagaaga gaaaggucgg aagcggaagc ccgaagaaga agagaaaggu cgacggaagc 4200  
 ccgaagaaga agagaaaggu cgacagcgga uag 4233

<210> 224  
 <211> 4227  
 <212> RNA  
 <213> Artificial Sequence

<220>  
 <223> Synthetic: Cas9 coding sequence encoding SEQ ID NO: 222 using minimal uridine codons (no start or stop codons; suitable for inclusion in fusion protein coding sequence)

<400> 224  
 gacaagaagu acagcaucgg acuggacauc ggaacaaaca gcgucggaug ggcagucauc 60  
 acagacgaau acaaggucc gagcaagaag uucaaggucc ugaggaaacac agacagacac 120  
 agcaucaaga agaaccugau cggagcacug cuguucgaca gcggagaaac agcagaagca 180  
 acaagacuga agagaacagc aagaagaaga uacacaagaa gaaagaacag aaucugcuac 240  
 cugcaggaaa ucuucagcaa cgaaauggca aaggucgacg acagcuucuu ccacagacug 300  
 gaagaaagcu uccuggucga agaagacaag aagcacgaaa gacacccgau cuucggaaac 360  
 aucgucgacg aagucgcaua ccacgaaaag uacccgacaa ucuaccaccu gagaaagaag 420  
 cuggucgaca gcacagacaa ggacagaccug agacugaucu accuggcacu ggcacacaug 480  
 aucaaguuca gaggacacuu ccugaucgaa ggagaccuga acccgacaa cagcgcguc 540  
 gacaagcugu ucauccagcu gguccagaca uacaaccagc uguucgaaga aaacccgauc 600  
 aacgcaagcg gagucgacgc aaaggcaauc cugagcgcaa gacugagcaa gagcagaaga 660  
 cuggaaaacc ugauvcgaca gcugccggga gaaaagaaga acggacuguu cggaaccug 720

aucgcacuga gccugggacu gacaccgaac uucaagagca acuucgaccu ggcagaagac	780
gcaaagcugc agcugagcaa ggacacauac gacgacgacc uggacaaccu gcuggcacag	840
aucggagacc aguacgcaga ccuguuccug gcagcaaaga accugagcga cgcaauccug	900
cugagcgaca uccugagagu caacacagaa aucacaaagg caccgcugag cgcaagcaug	960
aucaagagau acgacgaaca ccaccaggac cugacacugc ugaaggcacu ggucagacag	1020
cagcugccgg aaaaguacaa ggaaaucuuc uucgaccaga gcaagaacgg auacgcagga	1080
uacaucgacg gaggagcaag ccaggaagaa uucuacaagu ucaucaagcc gauccuggaa	1140
aagauggacg gaacagaaga acugcugguc aagcugaaca gagaagaccu gcugagaaag	1200
cagagaacau ucgacaacgg aagcaucccg caccagaucc accugggaga acugcacgca	1260
auccugagaa gacaggaaga cuucuacccg uuccugaagg acaacagaga aaagaucgaa	1320
aagauccuga cauucagaau cccguacuac gucggaccgc uggcaagagg aaacagcaga	1380
uucgcaugga ugacaagaaa gagcgaagaa acaaucacac cguggaacuu cgaagaaguc	1440
gucgacaagg gagcaagcgc acagagcuuc aucgaaagaa ugacaaacuu cgacaagaac	1500
cugccgaacg aaaagguccu gccgaagcac agccugcugu acgaauacuu cacagucuac	1560
aacgaacuga caaaggucaa guacgucaca gaaggaauga gaaagccggc auuccugagc	1620
ggagaacaga agaaggcaau cgucgaccug cuguucaaga caaacagaaa ggucacaguc	1680
aagcagcuga aggaagacua cuucaagaag aucgaaugcu ucgacagcgu cgaaaucagc	1740
ggagucgaag acagauuca cgcaagccug ggaacauacc acgaccugcu gaagaucauc	1800
aaggacaagg acuuccugga caacgaagaa aacgaagaca uccuggaaga caucguccug	1860
acacugacac uguucgaaga cagagaaaug aucgaagaaa gacugaagac auacgcacac	1920
cuguucgacg acaaggucau gaagcagcug aagagaagaa gauacacagg auggggaaga	1980
cugagcagaa agcugaucaa cggaaucaga gacaagcaga gcggaaagac aauccuggac	2040
uuccugaaga gcgacggauu cgcaaacaga aacuucaugc agcugaucca cgacgacagc	2100
cugacauuca aggaagacau ccagaaggca caggucagcg gacagggaga cagccugcac	2160

gaacacaucg	caaaccuggc	aggaagcccg	gcaaucaaga	agggaauccu	gcagacaguc	2220
aaggucgucg	acgaacuggu	caaggucaug	ggaagacaca	agccggaaaa	caucgucauc	2280
gaaauggcaa	gagaaaacca	gacaacacag	aagggacaga	agaacagcag	agaaagaaug	2340
aagagaaucg	aagaaggaau	caaggaacug	ggaagccaga	uccugaagga	acacccgguc	2400
gaaaacacac	agcugcagaa	cgaaaagcug	uaccuguacu	accugcagaa	cggaagagac	2460
auguacgucg	accaggaacu	ggacaucaac	agacugagcg	acuacgacgu	cgaccacauc	2520
gucccgagag	gcuuccugaa	ggacgacagc	aucgacaaca	agguccugac	aagaagcgac	2580
aagaacagag	gaaagagcga	caacgucccg	agcgaagaag	ucgucaagaa	gaugaagaac	2640
uacuggagac	agcugcugaa	cgcaaagcug	aucacacaga	gaaaguucga	caaccugaca	2700
aaggcagaga	gaggaggacu	gagcgaacug	gacaaggcag	gauucauaa	gagacagcug	2760
gucgaaacaa	gacagaucac	aaagcacguc	gcacagaucc	uggacagcag	aaugaacaca	2820
aaguacgacg	aaaacgacaa	gcugaucaga	gaagucaagg	ucaucacacu	gaagagcaag	2880
cuggucagcg	acuucagaaa	ggacuuccag	uucuacaagg	ucagagaaa	caacaacuac	2940
caccacgcac	acgacgaua	ccugaacgca	gucgucggaa	cagcacugau	caagaaguac	3000
ccgaagcugg	aaagcgaauu	cgucuacgga	gacuacaagg	ucuacgacgu	cagaaagaug	3060
aucgcaaaga	gcgaacagga	aaucggaaag	gcaacagcaa	aguacuucuu	cuacagcaac	3120
aucaugaacu	ucuucaagac	agaaaucaca	cuggcaaacg	gagaaaucag	aaagagaccg	3180
cugaucgaaa	caaacggaga	aacaggagaa	aucgucuggg	acaagggag	agacuucgca	3240
acagucagaa	agguccugag	caugccgcag	gucaacaucg	ucaagaagac	agaaguccag	3300
acaggaggau	ucagcaagga	aagcauccug	ccgaagagaa	acagcgacaa	gcugaucgca	3360
agaaagaagg	acugggaccc	gaagaaguac	ggaggauucg	acagcccagc	agucgcuauc	3420
agcguccugg	ucgucgcaaa	ggucgaaaag	ggaaagagca	agaagcugaa	gagcgucaag	3480
gaacugcugg	gaucacaau	cauggaaaga	agcagcuucg	aaaagaaccc	gaucgacuuc	3540
cuggaagcaa	agggauacaa	ggaagucaag	aaggaccuga	ucaucaagcu	gccgaaguac	3600

2018-09-27\_01155-0013-00PCT\_ST25.txt

agccuguucg aacuggaaaa cggagaagaa agaaugcugg caagcgcagg agaacugcag 3660  
aagggaaacg aacuggcacu gccgagcaag uacgucaacu uccuguaccu ggcaagccac 3720  
uacgaaaagc ugaagggaag cccggaagac aacgaacaga agcagcuguu cgucgaacag 3780  
cacaagcacu accuggacga aaucaucgaa cagaucagcg aaucagcaa gagagucauc 3840  
cuggcagacg caaaccugga caagguccug agcgcauaca acaagcacag agacaagccg 3900  
aucagagaac aggcagaaaa caucauccac cuguucacac ugacaaaccu gggagcaccg 3960  
gcagcauuga aguacuucga cacaacauc gacagaaaga gauacacaag cacaagggaa 4020  
guccuggacg caacacugau ccaccagagc aucacaggac uguacgaaac aagaaucgac 4080  
cugagccagc ugggaggaga cggaggagga agcccgaaga agaagagaaa ggucccgaag 4140  
aagaagagaa aggucggaag cggagcccg aagaagaaga gaaaggucga cggagcccg 4200  
aagaagaaga gaaaggucga cagcggga 4227

<210> 225  
<211> 1392  
<212> PRT  
<213> Artificial Sequence

<220>  
<223> Synthetic: Amino acid sequence of Cas9 nickase with two nuclear localization signals as the C-terminal amino acids

<400> 225

Met Asp Lys Lys Tyr Ser Ile Gly Leu Ala Ile Gly Thr Asn Ser Val  
1 5 10 15

Gly Trp Ala Val Ile Thr Asp Glu Tyr Lys Val Pro Ser Lys Lys Phe  
20 25 30

Lys Val Leu Gly Asn Thr Asp Arg His Ser Ile Lys Lys Asn Leu Ile  
35 40 45

Gly Ala Leu Leu Phe Asp Ser Gly Glu Thr Ala Glu Ala Thr Arg Leu  
50 55 60

Lys Arg Thr Ala Arg Arg Arg Tyr Thr Arg Arg Lys Asn Arg Ile Cys  
 65 70 75 80

Tyr Leu Gln Glu Ile Phe Ser Asn Glu Met Ala Lys Val Asp Asp Ser  
 85 90 95

Phe Phe His Arg Leu Glu Glu Ser Phe Leu Val Glu Glu Asp Lys Lys  
 100 105 110

His Glu Arg His Pro Ile Phe Gly Asn Ile Val Asp Glu Val Ala Tyr  
 115 120 125

His Glu Lys Tyr Pro Thr Ile Tyr His Leu Arg Lys Lys Leu Val Asp  
 130 135 140

Ser Thr Asp Lys Ala Asp Leu Arg Leu Ile Tyr Leu Ala Leu Ala His  
 145 150 155 160

Met Ile Lys Phe Arg Gly His Phe Leu Ile Glu Gly Asp Leu Asn Pro  
 165 170 175

Asp Asn Ser Asp Val Asp Lys Leu Phe Ile Gln Leu Val Gln Thr Tyr  
 180 185 190

Asn Gln Leu Phe Glu Glu Asn Pro Ile Asn Ala Ser Gly Val Asp Ala  
 195 200 205

Lys Ala Ile Leu Ser Ala Arg Leu Ser Lys Ser Arg Arg Leu Glu Asn  
 210 215 220

Leu Ile Ala Gln Leu Pro Gly Glu Lys Lys Asn Gly Leu Phe Gly Asn  
 225 230 235 240

Leu Ile Ala Leu Ser Leu Gly Leu Thr Pro Asn Phe Lys Ser Asn Phe  
 245 250 255

Asp Leu Ala Glu Asp Ala Lys Leu Gln Leu Ser Lys Asp Thr Tyr Asp  
 260 265 270

Asp Asp Leu Asp Asn Leu Leu Ala Gln Ile Gly Asp Gln Tyr Ala Asp  
 275 280 285

Leu Phe Leu Ala Ala Lys Asn Leu Ser Asp Ala Ile Leu Leu Ser Asp  
 290 295 300

Ile Leu Arg Val Asn Thr Glu Ile Thr Lys Ala Pro Leu Ser Ala Ser  
 305 310 315 320

Met Ile Lys Arg Tyr Asp Glu His His Gln Asp Leu Thr Leu Leu Lys  
 325 330 335

Ala Leu Val Arg Gln Gln Leu Pro Glu Lys Tyr Lys Glu Ile Phe Phe  
 340 345 350

Asp Gln Ser Lys Asn Gly Tyr Ala Gly Tyr Ile Asp Gly Gly Ala Ser  
 355 360 365

Gln Glu Glu Phe Tyr Lys Phe Ile Lys Pro Ile Leu Glu Lys Met Asp  
 370 375 380

Gly Thr Glu Glu Leu Leu Val Lys Leu Asn Arg Glu Asp Leu Leu Arg  
 385 390 395 400

Lys Gln Arg Thr Phe Asp Asn Gly Ser Ile Pro His Gln Ile His Leu  
 405 410 415

Gly Glu Leu His Ala Ile Leu Arg Arg Gln Glu Asp Phe Tyr Pro Phe  
 420 425 430

Leu Lys Asp Asn Arg Glu Lys Ile Glu Lys Ile Leu Thr Phe Arg Ile  
 435 440 445

Pro Tyr Tyr Val Gly Pro Leu Ala Arg Gly Asn Ser Arg Phe Ala Trp  
 450 455 460

Met Thr Arg Lys Ser Glu Glu Thr Ile Thr Pro Trp Asn Phe Glu Glu  
 465 470 475 480

Val Val Asp Lys Gly Ala Ser Ala Gln Ser Phe Ile Glu Arg Met Thr  
 485 490 495

Asn Phe Asp Lys Asn Leu Pro Asn Glu Lys Val Leu Pro Lys His Ser  
 500 505 510

Leu Leu Tyr Glu Tyr Phe Thr Val Tyr Asn Glu Leu Thr Lys Val Lys  
 515 520 525

Tyr Val Thr Glu Gly Met Arg Lys Pro Ala Phe Leu Ser Gly Glu Gln  
 530 535 540

Lys Lys Ala Ile Val Asp Leu Leu Phe Lys Thr Asn Arg Lys Val Thr  
 545 550 555 560

Val Lys Gln Leu Lys Glu Asp Tyr Phe Lys Lys Ile Glu Cys Phe Asp  
 565 570 575

Ser Val Glu Ile Ser Gly Val Glu Asp Arg Phe Asn Ala Ser Leu Gly  
 580 585 590

Thr Tyr His Asp Leu Leu Lys Ile Ile Lys Asp Lys Asp Phe Leu Asp  
 595 600 605

Asn Glu Glu Asn Glu Asp Ile Leu Glu Asp Ile Val Leu Thr Leu Thr  
 610 615 620

Leu Phe Glu Asp Arg Glu Met Ile Glu Glu Arg Leu Lys Thr Tyr Ala  
 625 630 635 640



His Leu Phe Asp Asp Lys Val Met Lys Gln Leu Lys Arg Arg Arg Tyr  
 645 650 655

Thr Gly Trp Gly Arg Leu Ser Arg Lys Leu Ile Asn Gly Ile Arg Asp  
 660 665 670

Lys Gln Ser Gly Lys Thr Ile Leu Asp Phe Leu Lys Ser Asp Gly Phe  
 675 680 685

Ala Asn Arg Asn Phe Met Gln Leu Ile His Asp Asp Ser Leu Thr Phe  
 690 695 700

Lys Glu Asp Ile Gln Lys Ala Gln Val Ser Gly Gln Gly Asp Ser Leu  
 705 710 715 720

His Glu His Ile Ala Asn Leu Ala Gly Ser Pro Ala Ile Lys Lys Gly  
 725 730 735

Ile Leu Gln Thr Val Lys Val Val Asp Glu Leu Val Lys Val Met Gly  
 740 745 750

Arg His Lys Pro Glu Asn Ile Val Ile Glu Met Ala Arg Glu Asn Gln  
 755 760 765

Thr Thr Gln Lys Gly Gln Lys Asn Ser Arg Glu Arg Met Lys Arg Ile  
 770 775 780

Glu Glu Gly Ile Lys Glu Leu Gly Ser Gln Ile Leu Lys Glu His Pro  
 785 790 795 800

Val Glu Asn Thr Gln Leu Gln Asn Glu Lys Leu Tyr Leu Tyr Tyr Leu  
 805 810 815

Gln Asn Gly Arg Asp Met Tyr Val Asp Gln Glu Leu Asp Ile Asn Arg  
 820 825 830

Leu Ser Asp Tyr Asp Val Asp His Ile Val Pro Gln Ser Phe Leu Lys  
 835 840 845

Asp Asp Ser Ile Asp Asn Lys Val Leu Thr Arg Ser Asp Lys Asn Arg  
 850 855 860

Gly Lys Ser Asp Asn Val Pro Ser Glu Glu Val Val Lys Lys Met Lys  
 865 870 875 880

Asn Tyr Trp Arg Gln Leu Leu Asn Ala Lys Leu Ile Thr Gln Arg Lys  
 885 890 895

Phe Asp Asn Leu Thr Lys Ala Glu Arg Gly Gly Leu Ser Glu Leu Asp  
 900 905 910

Lys Ala Gly Phe Ile Lys Arg Gln Leu Val Glu Thr Arg Gln Ile Thr  
 915 920 925

Lys His Val Ala Gln Ile Leu Asp Ser Arg Met Asn Thr Lys Tyr Asp  
 930 935 940

Glu Asn Asp Lys Leu Ile Arg Glu Val Lys Val Ile Thr Leu Lys Ser  
 945 950 955 960

Lys Leu Val Ser Asp Phe Arg Lys Asp Phe Gln Phe Tyr Lys Val Arg  
 965 970 975

Glu Ile Asn Asn Tyr His His Ala His Asp Ala Tyr Leu Asn Ala Val  
 980 985 990

Val Gly Thr Ala Leu Ile Lys Lys Tyr Pro Lys Leu Glu Ser Glu Phe  
 995 1000 1005

Val Tyr Gly Asp Tyr Lys Val Tyr Asp Val Arg Lys Met Ile Ala  
 1010 1015 1020

Lys Ser Glu Gln Glu Ile Gly Lys Ala Thr Ala Lys Tyr Phe Phe  
 1025 1030 1035  
 Tyr Ser Asn Ile Met Asn Phe Phe Lys Thr Glu Ile Thr Leu Ala  
 1040 1045 1050  
 Asn Gly Glu Ile Arg Lys Arg Pro Leu Ile Glu Thr Asn Gly Glu  
 1055 1060 1065  
 Thr Gly Glu Ile Val Trp Asp Lys Gly Arg Asp Phe Ala Thr Val  
 1070 1075 1080  
 Arg Lys Val Leu Ser Met Pro Gln Val Asn Ile Val Lys Lys Thr  
 1085 1090 1095  
 Glu Val Gln Thr Gly Gly Phe Ser Lys Glu Ser Ile Leu Pro Lys  
 1100 1105 1110  
 Arg Asn Ser Asp Lys Leu Ile Ala Arg Lys Lys Asp Trp Asp Pro  
 1115 1120 1125  
 Lys Lys Tyr Gly Gly Phe Asp Ser Pro Thr Val Ala Tyr Ser Val  
 1130 1135 1140  
 Leu Val Val Ala Lys Val Glu Lys Gly Lys Ser Lys Lys Leu Lys  
 1145 1150 1155  
 Ser Val Lys Glu Leu Leu Gly Ile Thr Ile Met Glu Arg Ser Ser  
 1160 1165 1170  
 Phe Glu Lys Asn Pro Ile Asp Phe Leu Glu Ala Lys Gly Tyr Lys  
 1175 1180 1185  
 Glu Val Lys Lys Asp Leu Ile Ile Lys Leu Pro Lys Tyr Ser Leu  
 1190 1195 1200

Phe Glu Leu Glu Asn Gly Arg Lys Arg Met Leu Ala Ser Ala Gly  
 1205 1210 1215  
  
 Glu Leu Gln Lys Gly Asn Glu Leu Ala Leu Pro Ser Lys Tyr Val  
 1220 1225 1230  
  
 Asn Phe Leu Tyr Leu Ala Ser His Tyr Glu Lys Leu Lys Gly Ser  
 1235 1240 1245  
  
 Pro Glu Asp Asn Glu Gln Lys Gln Leu Phe Val Glu Gln His Lys  
 1250 1255 1260  
  
 His Tyr Leu Asp Glu Ile Ile Glu Gln Ile Ser Glu Phe Ser Lys  
 1265 1270 1275  
  
 Arg Val Ile Leu Ala Asp Ala Asn Leu Asp Lys Val Leu Ser Ala  
 1280 1285 1290  
  
 Tyr Asn Lys His Arg Asp Lys Pro Ile Arg Glu Gln Ala Glu Asn  
 1295 1300 1305  
  
 Ile Ile His Leu Phe Thr Leu Thr Asn Leu Gly Ala Pro Ala Ala  
 1310 1315 1320  
  
 Phe Lys Tyr Phe Asp Thr Thr Ile Asp Arg Lys Arg Tyr Thr Ser  
 1325 1330 1335  
  
 Thr Lys Glu Val Leu Asp Ala Thr Leu Ile His Gln Ser Ile Thr  
 1340 1345 1350  
  
 Gly Leu Tyr Glu Thr Arg Ile Asp Leu Ser Gln Leu Gly Gly Asp  
 1355 1360 1365  
  
 Gly Ser Gly Ser Pro Lys Lys Lys Arg Lys Val Asp Gly Ser Pro  
 1370 1375 1380

Lys Lys Lys Arg Lys Val Asp Ser Gly  
 1385 1390

<210> 226  
 <211> 4179  
 <212> RNA  
 <213> Artificial Sequence

<220>  
 <223> Synthetic: Cas9 nickase mRNA ORF encoding SEQ ID NO: 25 using minimal uridine codons as listed in Table 3, with start and stop codons

<400> 226  
 auggacaaga aguacagcau cggacuggca aucggaaca acagcgucgg augggcaguc 60  
 aucacagacg aauacaaggu cccgagcaag aaguucaagg uccugggaaa cacagacaga 120  
 cacagcauca agaagaaccu gaucggagca cugcuguucg acagcggaga aacagcagaa 180  
 gcaacaagac ugaagagaac agcaagaaga agauacaca gaagaaagaa cagaaucugc 240  
 uaccugcagg aaaucuucag caacgaaaug gcaaaggucg acgacagcuu cuuccacaga 300  
 cuggaagaaa gcuuccuggu cgaagaagac aagaagcacg aaagacacc gaucuucgga 360  
 aacaucgucg acgaagucgc auaccacgaa aaguacccga caaucuacca ccugagaaag 420  
 aagcuggucg acagcacaga caaggcagac cugagacuga ucuaccuggc acuggcacac 480  
 augaucaagu ucagaggaca cuuccugauc gaaggagacc ugaacccgga caacagcgac 540  
 gucgacaagc uguucaucca gcugguccag acauacaacc agcuguucga agaaaacccg 600  
 aucaacgcaa gcggagucga cgcaaaggca auccugagcg caagacugag caagagcaga 660  
 agacuggaaa accugaucgc acagcugccg ggagaaaaga agaacggacu guucggaaac 720  
 cugaucgcac ugagccuggg acugacaccg aacuucaaga gcaacuucga ccuggcagaa 780  
 gacgcaaagc ugcagcugag caaggacaca uacgacgacg accuggacaa ccugcuggca 840  
 cagaucggag accaguacgc agaccuguuc cuggcagcaa agaaccugag cgacgcaauc 900  
 cugcugagcg acauccugag agucaacaca gaaucacaa aggcaccgcu gagcgcaagc 960

## 2018-09-27\_01155-0013-00PCT\_ST25.txt

augaucaaga	gauacgacga	acaccaccag	gaccugacac	ugcugaaggc	acuggucaga	1020
cagcagcugc	cggaaaagua	caaggaaauc	uucuucgacc	agagcaagaa	cggauacgca	1080
ggauacaucg	acggaggagc	aagccaggaa	gaauucuaca	aguucaucaa	gccgauccug	1140
gaaaagaugg	acggaacaga	agaacugcug	gucaagcuga	acagagaaga	ccugcugaga	1200
aagcagagaa	cauucgacaa	cggaagcauc	ccgcaccaga	uccaccuggg	agaacugcac	1260
gcaauccuga	gaagacagga	agacuucuac	ccguuccuga	aggacaacag	agaaaagauc	1320
gaaaagaucc	ugacauucag	aaucccgua	uacgucggac	cgucggcaag	aggaaacagc	1380
agauucgcau	ggaugacaag	aaagagcga	gaaacaauca	caccguggaa	cuucgaagaa	1440
gucgucgaca	aggagcaag	cgcacagagc	uucaucgaaa	gaaugacaaa	cuucgacaag	1500
aaccugccga	acgaaaaggu	ccugccgaag	cacagccugc	uguacgaaua	cuucacaguc	1560
uacaacgaac	ugacaaaaggu	caaguacguc	acagaaggaa	ugagaaagcc	ggcauuccug	1620
agcggagaac	agaagaaggc	aaucgucgac	cugcuguuca	agacaaacag	aaaggucaca	1680
gucaagcagc	ugaaggaaga	cuacuucaag	aagaucgaau	gcuucgacag	cgucgaaauc	1740
agcggagucg	aagacagauu	caacgcaagc	cugggaacau	accacgaccu	gcugaagauc	1800
aucaaggaca	aggacuuccu	ggacaacgaa	gaaaacgaag	acauccugga	agacaucguc	1860
cugacacuga	cacuguucga	agacagagaa	augaucgaag	aaagacugaa	gacauacgca	1920
caccuguucg	acgacaaggu	caugaagcag	cugaagagaa	gaagauacac	aggaugggga	1980
agacugagca	gaaagcugau	caacggaauc	agagacaagc	agagcggaaa	gacaauccug	2040
gacuuccuga	agagcgacgg	auucgcaaac	agaaacuuca	ugcagcugau	ccacgacgac	2100
agccugacau	ucaaggaaga	cauccagaag	gcacagguca	gcggacaggg	agacagccug	2160
cacgaacaca	ucgcaaaccu	ggcaggaagc	ccggcaauca	agaagggaau	ccugcagaca	2220
gucaaggucg	ucgacgaacu	ggucaagguc	augggaagac	acaagccgga	aaacaucguc	2280
aucgaaaugg	caagagaaaa	ccagacaaca	cagaaggagc	agaagaacag	cagagaaaaga	2340
augaagagaa	ucgaagaagg	aaucaaggaa	cugggaagcc	agauccugaa	ggaacacccg	2400

2018-09-27\_01155-0013-00PCT\_ST25.txt

gucgaaaaca	cacagcugca	gaacgaaaag	cuguaccugu	acuaccugca	gaacggaaga	2460
gacauguacg	ucgaccagga	acuggacauc	aacagacuga	gcgacuacga	cgucgaccac	2520
aucgucccg	agagcuuccu	gaaggacgac	agcaucgaca	acaagguccu	gacaagaagc	2580
gacaagaaca	gaggaaagag	cgacaacguc	ccgagcgaag	aagucgucaa	gaagaugaag	2640
aacuacugga	gacagcugcu	gaacgcaaag	cugaucacac	agagaaaguu	cgacaaccug	2700
acaaaggcag	agagaggagg	acugagcga	cuggacaagg	caggauucau	caagagacag	2760
cuggucgaaa	caagacagau	cacaaagcac	gucgcacaga	uccuggacag	cagaaugaac	2820
acaaaguacg	acgaaaacga	caagcugauc	agagaaguca	aggucaucac	acugaagagc	2880
aagcugguca	gcgacuucag	aaaggacuuc	caguucuaca	aggucagaga	aaucaacaac	2940
uaccaccacg	cacacgacgc	auaccugaac	gcagucgucg	gaacagcacu	gaucaagaag	3000
uacccgaagc	uggaaagcga	auucgucuac	ggagacuaca	aggucuacga	cgucagaaaag	3060
augaucgcaa	agagcgaaca	ggaaaucgga	aaggcaacag	caaaguacuu	cuucucacagc	3120
aacaucauga	acuucuucaa	gacagaaauc	acacuggcaa	acggagaaaau	cagaaagaga	3180
ccgcugaucg	aaacaaacgg	agaaacagga	gaaaucgucu	gggacaaggg	aagagacuuc	3240
gcaacaguca	gaaagguccu	gagcaugccg	caggucaaca	ucgucaagaa	gacagaaguc	3300
cagacaggag	gauucagcaa	ggaaagcauc	cugccgaaga	gaaacagcga	caagcugauc	3360
gcaagaaaga	aggacuggga	cccgaagaag	uacggaggau	ucgacagccc	gacagucgca	3420
uacagcgucc	uggucgucgc	aaaggucgaa	aagggaaaga	gcaagaagcu	gaagagcguc	3480
aaggaacugc	ugggaaucac	aaucauggaa	agaagcagcu	ucgaaaagaa	cccgaucgac	3540
uuccuggaag	caaagggaua	caaggaaguc	aagaaggacc	ugaucauca	gcugccgaag	3600
uacagccugu	ucgaacugga	aaacggaaga	aagagaaugc	uggcaagcgc	aggagaacug	3660
cagaagggaa	acgaacuggc	acugccgagc	aaguacguca	acuuccugua	ccuggcaagc	3720
cacuacgaaa	agcugaaggg	aagcccggaa	gacaacgaac	agaagcagcu	guucgucgaa	3780
cagcacaagc	acuaccugga	cgaaaucauc	gaacagauca	gcgaaucag	caagagaguc	3840

auccuggcag acgcaaaccu ggacaagguc cugagcgcau acaacaagca cagagacaag 3900  
 ccgaucagag aacaggcaga aaacaucauc caccuguuca cacugacaaa ccugggagca 3960  
 ccggcagcau ucaaguacuu cgacacaaca aucgacagaa agagauacac aagcacaag 4020  
 gaaguccugg acgcaacacu gauccaccag agcaucacag gacuguacga aacaagaauc 4080  
 gaccugagcc agcugggagg agacggaagc ggaagcccga agaagaagag aaaggucgac 4140  
 ggaagcccga agaagaagag aaaggucgac agcggauag 4179

<210> 227  
 <211> 4173  
 <212> RNA  
 <213> Artificial Sequence

<220>  
 <223> Synthetic: Cas9 nickase coding sequence encoding SEQ ID NO: 25  
 using minimal uridine codons (no start or stop codons; suitable  
 for inclusion in fusion protein coding sequence)

<400> 227  
 gacaagaagu acagcaucgg acuggcaauc ggaacaaaca gcgucggaug ggcagucauc 60  
 acagacgaau acaagguccc gagcaagaag uucaaggucc ugaggaaacac agacagacac 120  
 agcaucaaga agaaccugau cggagcacug cuguucgaca gcggagaaac agcagaagca 180  
 acaagacuga agagaacagc aagaagaaga uacacaagaa gaaagaacag aaucugcuac 240  
 cugcaggaaa ucuucagcaa cgaaauggca aaggucgacg acagcuucuu ccacagacug 300  
 gaagaaagcu uccuggucga agaagacaag aagcacgaaa gacacccgau cuucggaaac 360  
 aucgucgacg aagucgcaua ccacgaaaag uacccgacaa ucuaccaccu gagaaagaag 420  
 cuggucgaca gcacagacaa ggacagaccug agacugaucu accuggcacu ggcacacaug 480  
 aucaaguuca gaggacacuu ccugaucgaa ggagaccuga acccggacaa cagcgacguc 540  
 gacaagcugu ucauccagcu gguccagaca uacaaccagc uguucgaaga aaacccgauc 600  
 aacgcaagcg gagucgacgc aaaggcaauc cugagcgcaa gacugagcaa gagcagaaga 660  
 cuggaaaacc ugaucgcaca gcugccggga gaaaagaaga acggacuguu cggaaaccug 720



2018-09-27\_01155-0013-00PCT\_ST25.txt

aucgcacuga gccugggacu gacaccgaac uucaagagca acuucgaccu ggcagaagac	780
gcaaagcugc agcugagcaa ggacacauac gacgacgacc uggacaaccu gcuggcacag	840
aucggagacc aguacgcaga ccuguuccug gcagcaaaga accugagcga cgcaauccug	900
cugagcgaca uccugagagu caacacagaa aucacaaagg caccgcugag cgcaagcaug	960
aucaagagau acgacgaaca ccaccaggac cugacacugc ugaaggcacu ggucagacag	1020
cagcugccgg aaaaguacia ggaaaucuuc uucgaccaga gcaagaacgg auacgcagga	1080
uacaucgacg gaggagcaag ccaggaagaa uucuacaagu ucaucaagcc gauccuggaa	1140
aagauggacg gaacagaaga acugcugguc aagcugaaca gagaagaccu gcugagaaaag	1200
cagagaacau ucgacaacgg aagcaucccg caccagaucc accugggaga acugcacgca	1260
auccugagaa gacaggaaga cuucuacccg uuccugaagg acaacagaga aaagaucgaa	1320
aagauccuga cauucagaau cccguacuac gucggaccgc uggcaagagg aaacagcaga	1380
uucgcaugga ugacaagaaa gagcgaagaa acaaucacac cguggaacuu cgaagaaguc	1440
gucgacaagg gagcaagcgc acagagcuuc aucgaaagaa ugacaaacuu cgacaagaac	1500
cugccgaacg aaaagguccu gccgaagcac agccugcugu acgaaauacuu cacagucuac	1560
aacgaacuga caaaggucaa guacgucaca gaaggaauga gaaagccggc auuccugagc	1620
ggagaacaga agaaggcaau cgucgaccug cuguucaaga caaacagaaa ggucacaguc	1680
aagcagcuga aggaagacua cuucaagaag aucgaaugcu ucgacagcgu cgaaaucagc	1740
ggagucgaag acagauucaa cgcaagccug ggaacauacc acgaccugcu gaagaucauc	1800
aaggacaagg acuuccugga caacgaagaa aacgaagaca uccuggaaga caucguccug	1860
acacugacac uguucgaaga cagagaaaug aucgaagaaa gacugaagac auacgcacac	1920
cuguucgacg acaaggucau gaagcagcug aagagaagaa gauacacagg auggggaaga	1980
cugagcagaa agcugaucaa cggaaucaga gacaagcaga gcggaaagac aauccuggac	2040
uuccugaaga gcgacggauu cgcaaacaga aacuucaugc agcugaucca cgacgacagc	2100
cugacauuca aggaagacau ccagaaggca caggucagcg gacagggaga cagccugcac	2160

2018-09-27\_01155-0013-00PCT\_ST25.txt

gaacacaucg	caaaccuggc	aggaagcccg	gcaaucaaga	agggaauccu	gcagacaguc	2220
aaggucgucg	acgaacuggu	caaggucaug	ggaagacaca	agccggaaaa	caucgucauc	2280
gaaauggcaa	gagaaaacca	gacaacacag	aaggacaga	agaacagcag	agaaagaug	2340
aagagaaucg	aagaaggaau	caaggaacug	ggaagccaga	uccugaagga	acacccgguc	2400
gaaaacacac	agcugcagaa	cgaaaagcug	uaccuguacu	accugcagaa	cggaagagac	2460
auguacgucg	accaggaacu	ggacaucaac	agacugagcg	acuacgacgu	cgaccacauc	2520
gucccgagag	gcuuccugaa	ggacgacagc	aucgacaaca	agguccugac	aagaagcgac	2580
aagaacagag	gaaagagcga	caacgucccg	agcgaagaag	ucgucaagaa	gaugaagaac	2640
uacuggagac	agcugcugaa	cgcaaagcug	aucacacaga	gaaaguucga	caaccugaca	2700
aaggcagaga	gaggaggacu	gagcgaacug	gacaaggcag	gauucaucaa	gagacagcug	2760
gucgaaacaa	gacagaucac	aaagcacguc	gcacagaucc	uggacagcag	aaugaacaca	2820
aaguacgacg	aaaacgacaa	gcugaucaga	gaagucaagg	ucaucacacu	gaagagcaag	2880
cuggucagcg	acuucagaaa	ggacuuccag	uucuacaagg	ucagagaaa	caacaacuac	2940
caccacgcac	acgacgcaua	ccugaacgca	gucgucggaa	cagcacugau	caagaaguac	3000
ccgaagcugg	aaagcgaauu	cgucuacgga	gacuacaagg	ucuacgacgu	cagaaagaug	3060
aucgcaaaga	gcgaacagga	aaucggaaag	gcaacagcaa	aguacuucuu	cuacagcaac	3120
aucaugaacu	ucuucaagac	agaaaucaca	cuggcaaacg	gagaaaucag	aaagagaccg	3180
cugaucgaaa	caaacggaga	aacaggagaa	aucgucuggg	acaagggaag	agacuucgca	3240
acagucagaa	agguccugag	caugccgcag	gucaacaucg	ucaagaagac	agaaguccag	3300
acaggaggau	ucagcaagga	aagcauccug	ccgaagagaa	acagcgacaa	gcugaucgca	3360
agaaagaagg	acugggaccc	gaagaaguac	ggaggauucg	acagcccgac	agucgcgauac	3420
agcguccugg	ucgucgcaaa	ggucgaaaag	ggaaagagca	agaagcugaa	gagcgucaag	3480
gaacugcugg	gaucacaau	cauggaaaga	agcagcuucg	aaaagaacc	gaucgacuuc	3540
cuggaagcaa	agggauacaa	ggaagucaag	aaggaccuga	ucaucaagcu	gccgaaguac	3600

agccuguucg aacuggaaaa cggagaagaa agaaugcugg caagcgcagg agaacugcag 3660  
aagggaaacg aacuggcacu gccgagcaag uacgucaacu uccuguaccu ggcaagccac 3720  
uacgaaaagc ugaagggaaag cccggaagac aacgaacaga agcagcuguu cgucgaacag 3780  
cacaagcacu accuggacga aaucaucgaa cagaucagcg aaucagcaa gagagucauc 3840  
cuggcagacg caaaccugga caagguccug agcgcauaca acaagcacag agacaagccg 3900  
aucagagaac aggcagaaaa caucauccac cuguucacac ugacaaaccu gggagcaccg 3960  
gcagcauuga aguacuucga cacaacauc gacagaaaga gauacacaag cacaagggaa 4020  
guccuggacg caacacugau ccaccagagc aucacaggac uguacgaaac aagaaucgac 4080  
cugagccagc ugggaggaga cggaaagcgg agcccgaaga agaagagaaa ggucgacgga 4140  
agcccgaaga agaagagaaa ggucgacagc gga 4173

<210> 228  
<211> 1392  
<212> PRT  
<213> Artificial Sequence

<220>  
<223> Synthetic: Amino acid sequence of dCas9 with two nuclear localization signals as the C-terminal amino acids

<400> 228

Met Asp Lys Lys Tyr Ser Ile Gly Leu Ala Ile Gly Thr Asn Ser Val  
1 5 10 15

Gly Trp Ala Val Ile Thr Asp Glu Tyr Lys Val Pro Ser Lys Lys Phe  
20 25 30

Lys Val Leu Gly Asn Thr Asp Arg His Ser Ile Lys Lys Asn Leu Ile  
35 40 45

Gly Ala Leu Leu Phe Asp Ser Gly Glu Thr Ala Glu Ala Thr Arg Leu  
50 55 60

Lys Arg Thr Ala Arg Arg Arg Tyr Thr Arg Arg Lys Asn Arg Ile Cys  
 65 70 75 80

Tyr Leu Gln Glu Ile Phe Ser Asn Glu Met Ala Lys Val Asp Asp Ser  
 85 90 95

Phe Phe His Arg Leu Glu Glu Ser Phe Leu Val Glu Glu Asp Lys Lys  
 100 105 110

His Glu Arg His Pro Ile Phe Gly Asn Ile Val Asp Glu Val Ala Tyr  
 115 120 125

His Glu Lys Tyr Pro Thr Ile Tyr His Leu Arg Lys Lys Leu Val Asp  
 130 135 140

Ser Thr Asp Lys Ala Asp Leu Arg Leu Ile Tyr Leu Ala Leu Ala His  
 145 150 155 160

Met Ile Lys Phe Arg Gly His Phe Leu Ile Glu Gly Asp Leu Asn Pro  
 165 170 175

Asp Asn Ser Asp Val Asp Lys Leu Phe Ile Gln Leu Val Gln Thr Tyr  
 180 185 190

Asn Gln Leu Phe Glu Glu Asn Pro Ile Asn Ala Ser Gly Val Asp Ala  
 195 200 205

Lys Ala Ile Leu Ser Ala Arg Leu Ser Lys Ser Arg Arg Leu Glu Asn  
 210 215 220

Leu Ile Ala Gln Leu Pro Gly Glu Lys Lys Asn Gly Leu Phe Gly Asn  
 225 230 235 240

Leu Ile Ala Leu Ser Leu Gly Leu Thr Pro Asn Phe Lys Ser Asn Phe  
 245 250 255

Asp Leu Ala Glu Asp Ala Lys Leu Gln Leu Ser Lys Asp Thr Tyr Asp  
 260 265 270

Asp Asp Leu Asp Asn Leu Leu Ala Gln Ile Gly Asp Gln Tyr Ala Asp  
 275 280 285

Leu Phe Leu Ala Ala Lys Asn Leu Ser Asp Ala Ile Leu Leu Ser Asp  
 290 295 300

Ile Leu Arg Val Asn Thr Glu Ile Thr Lys Ala Pro Leu Ser Ala Ser  
 305 310 315 320

Met Ile Lys Arg Tyr Asp Glu His His Gln Asp Leu Thr Leu Leu Lys  
 325 330 335

Ala Leu Val Arg Gln Gln Leu Pro Glu Lys Tyr Lys Glu Ile Phe Phe  
 340 345 350

Asp Gln Ser Lys Asn Gly Tyr Ala Gly Tyr Ile Asp Gly Gly Ala Ser  
 355 360 365

Gln Glu Glu Phe Tyr Lys Phe Ile Lys Pro Ile Leu Glu Lys Met Asp  
 370 375 380

Gly Thr Glu Glu Leu Leu Val Lys Leu Asn Arg Glu Asp Leu Leu Arg  
 385 390 395 400

Lys Gln Arg Thr Phe Asp Asn Gly Ser Ile Pro His Gln Ile His Leu  
 405 410 415

Gly Glu Leu His Ala Ile Leu Arg Arg Gln Glu Asp Phe Tyr Pro Phe  
 420 425 430

Leu Lys Asp Asn Arg Glu Lys Ile Glu Lys Ile Leu Thr Phe Arg Ile  
 435 440 445

Pro Tyr Tyr Val Gly Pro Leu Ala Arg Gly Asn Ser Arg Phe Ala Trp  
 450 455 460

Met Thr Arg Lys Ser Glu Glu Thr Ile Thr Pro Trp Asn Phe Glu Glu  
 465 470 475 480

Val Val Asp Lys Gly Ala Ser Ala Gln Ser Phe Ile Glu Arg Met Thr  
 485 490 495

Asn Phe Asp Lys Asn Leu Pro Asn Glu Lys Val Leu Pro Lys His Ser  
 500 505 510 515

Leu Leu Tyr Glu Tyr Phe Thr Val Tyr Asn Glu Leu Thr Lys Val Lys  
 515 520 525

Tyr Val Thr Glu Gly Met Arg Lys Pro Ala Phe Leu Ser Gly Glu Gln  
 530 535 540

Lys Lys Ala Ile Val Asp Leu Leu Phe Lys Thr Asn Arg Lys Val Thr  
 545 550 555 560

Val Lys Gln Leu Lys Glu Asp Tyr Phe Lys Lys Ile Glu Cys Phe Asp  
 565 570 575

Ser Val Glu Ile Ser Gly Val Glu Asp Arg Phe Asn Ala Ser Leu Gly  
 580 585 590

Thr Tyr His Asp Leu Leu Lys Ile Ile Lys Asp Lys Asp Phe Leu Asp  
 595 600 605

Asn Glu Glu Asn Glu Asp Ile Leu Glu Asp Ile Val Leu Thr Leu Thr  
 610 615 620

Leu Phe Glu Asp Arg Glu Met Ile Glu Glu Arg Leu Lys Thr Tyr Ala  
 625 630 635 640

His Leu Phe Asp Asp Lys Val Met Lys Gln Leu Lys Arg Arg Arg Tyr  
 645 650 655

Thr Gly Trp Gly Arg Leu Ser Arg Lys Leu Ile Asn Gly Ile Arg Asp  
 660 665 670

Lys Gln Ser Gly Lys Thr Ile Leu Asp Phe Leu Lys Ser Asp Gly Phe  
 675 680 685

Ala Asn Arg Asn Phe Met Gln Leu Ile His Asp Asp Ser Leu Thr Phe  
 690 695 700

Lys Glu Asp Ile Gln Lys Ala Gln Val Ser Gly Gln Gly Asp Ser Leu  
 705 710 715 720

His Glu His Ile Ala Asn Leu Ala Gly Ser Pro Ala Ile Lys Lys Gly  
 725 730 735

Ile Leu Gln Thr Val Lys Val Val Asp Glu Leu Val Lys Val Met Gly  
 740 745 750

Arg His Lys Pro Glu Asn Ile Val Ile Glu Met Ala Arg Glu Asn Gln  
 755 760 765

Thr Thr Gln Lys Gly Gln Lys Asn Ser Arg Glu Arg Met Lys Arg Ile  
 770 775 780

Glu Glu Gly Ile Lys Glu Leu Gly Ser Gln Ile Leu Lys Glu His Pro  
 785 790 795 800

Val Glu Asn Thr Gln Leu Gln Asn Glu Lys Leu Tyr Leu Tyr Tyr Leu  
 805 810 815

Gln Asn Gly Arg Asp Met Tyr Val Asp Gln Glu Leu Asp Ile Asn Arg  
 820 825 830

Leu Ser Asp Tyr Asp Val Asp Ala Ile Val Pro Gln Ser Phe Leu Lys  
 835 840 845

Asp Asp Ser Ile Asp Asn Lys Val Leu Thr Arg Ser Asp Lys Asn Arg  
 850 855 860

Gly Lys Ser Asp Asn Val Pro Ser Glu Glu Val Val Lys Lys Met Lys  
 865 870 875 880

Asn Tyr Trp Arg Gln Leu Leu Asn Ala Lys Leu Ile Thr Gln Arg Lys  
 885 890 895

Phe Asp Asn Leu Thr Lys Ala Glu Arg Gly Gly Leu Ser Glu Leu Asp  
 900 905 910

Lys Ala Gly Phe Ile Lys Arg Gln Leu Val Glu Thr Arg Gln Ile Thr  
 915 920 925

Lys His Val Ala Gln Ile Leu Asp Ser Arg Met Asn Thr Lys Tyr Asp  
 930 935 940

Glu Asn Asp Lys Leu Ile Arg Glu Val Lys Val Ile Thr Leu Lys Ser  
 945 950 955 960

Lys Leu Val Ser Asp Phe Arg Lys Asp Phe Gln Phe Tyr Lys Val Arg  
 965 970 975

Glu Ile Asn Asn Tyr His His Ala His Asp Ala Tyr Leu Asn Ala Val  
 980 985 990

Val Gly Thr Ala Leu Ile Lys Lys Tyr Pro Lys Leu Glu Ser Glu Phe  
 995 1000 1005

Val Tyr Gly Asp Tyr Lys Val Tyr Asp Val Arg Lys Met Ile Ala  
 1010 1015 1020



Lys Ser Glu Gln Glu Ile Gly Lys Ala Thr Ala Lys Tyr Phe Phe  
 1025 1030 1035  
 Tyr Ser Asn Ile Met Asn Phe Phe Lys Thr Glu Ile Thr Leu Ala  
 1040 1045 1050  
 Asn Gly Glu Ile Arg Lys Arg Pro Leu Ile Glu Thr Asn Gly Glu  
 1055 1060 1065  
 Thr Gly Glu Ile Val Trp Asp Lys Gly Arg Asp Phe Ala Thr Val  
 1070 1075 1080  
 Arg Lys Val Leu Ser Met Pro Gln Val Asn Ile Val Lys Lys Thr  
 1085 1090 1095  
 Glu Val Gln Thr Gly Gly Phe Ser Lys Glu Ser Ile Leu Pro Lys  
 1100 1105 1110  
 Arg Asn Ser Asp Lys Leu Ile Ala Arg Lys Lys Asp Trp Asp Pro  
 1115 1120 1125  
 Lys Lys Tyr Gly Gly Phe Asp Ser Pro Thr Val Ala Tyr Ser Val  
 1130 1135 1140  
 Leu Val Val Ala Lys Val Glu Lys Gly Lys Ser Lys Lys Leu Lys  
 1145 1150 1155  
 Ser Val Lys Glu Leu Leu Gly Ile Thr Ile Met Glu Arg Ser Ser  
 1160 1165 1170  
 Phe Glu Lys Asn Pro Ile Asp Phe Leu Glu Ala Lys Gly Tyr Lys  
 1175 1180 1185  
 Glu Val Lys Lys Asp Leu Ile Ile Lys Leu Pro Lys Tyr Ser Leu  
 1190 1195 1200

Phe Glu Leu Glu Asn Gly Arg Lys Arg Met Leu Ala Ser Ala Gly  
 1205 1210 1215  
  
 Glu Leu Gln Lys Gly Asn Glu Leu Ala Leu Pro Ser Lys Tyr Val  
 1220 1225 1230  
  
 Asn Phe Leu Tyr Leu Ala Ser His Tyr Glu Lys Leu Lys Gly Ser  
 1235 1240 1245  
  
 Pro Glu Asp Asn Glu Gln Lys Gln Leu Phe Val Glu Gln His Lys  
 1250 1255 1260  
  
 His Tyr Leu Asp Glu Ile Ile Glu Gln Ile Ser Glu Phe Ser Lys  
 1265 1270 1275  
  
 Arg Val Ile Leu Ala Asp Ala Asn Leu Asp Lys Val Leu Ser Ala  
 1280 1285 1290  
  
 Tyr Asn Lys His Arg Asp Lys Pro Ile Arg Glu Gln Ala Glu Asn  
 1295 1300 1305  
  
 Ile Ile His Leu Phe Thr Leu Thr Asn Leu Gly Ala Pro Ala Ala  
 1310 1315 1320  
  
 Phe Lys Tyr Phe Asp Thr Thr Ile Asp Arg Lys Arg Tyr Thr Ser  
 1325 1330 1335  
  
 Thr Lys Glu Val Leu Asp Ala Thr Leu Ile His Gln Ser Ile Thr  
 1340 1345 1350  
  
 Gly Leu Tyr Glu Thr Arg Ile Asp Leu Ser Gln Leu Gly Gly Asp  
 1355 1360 1365  
  
 Gly Ser Gly Ser Pro Lys Lys Lys Arg Lys Val Asp Gly Ser Pro  
 1370 1375 1380

Lys Lys Lys Arg Lys Val Asp Ser Gly  
 1385 1390

<210> 229  
 <211> 4179  
 <212> RNA  
 <213> Artificial Sequence

<220>  
 <223> Synthetic: dCas9 mRNA ORF encoding SEQ ID NO: 228 using minimal uridine codons, with start and stop codons

<400> 229  
 auggacaaga aguacagcau cggacuggca aucggaaca acagcgucgg augggcaguc 60  
 aucacagacg aauacaaggu cccgagcaag aaguucaagg uccugggaaa cacagacaga 120  
 cacagcauca agaagaaccu gaucggagca cugcuguucg acagcggaga aacagcagaa 180  
 gcaacaagac ugaagagaac agcaagaaga agauacaca gaagaaagaa cagaaucugc 240  
 uaccugcagg aaaucuucag caacgaaaug gcaaaggucg acgacagcuu cuuccacaga 300  
 cuggaagaaa gcuuccuggu cgaagaagac aagaagcacg aaagacacc gaucuucgga 360  
 aaucugucg acgaagucgc auaccacgaa aaguaccga caaucuacca ccugagaaag 420  
 aagcuggucg acagcacaga caaggcagac cugagacuga ucuaccuggc acuggcacac 480  
 augaucaagu ucagaggaca cuuccugauc gaaggagacc ugaaccgga caacagcgac 540  
 gucgacaagc uguucauca gcugguccag acauacaacc agcuguucga agaaaaccg 600  
 aucaacgcaa gcggagucga cgcaaaggca auccugagcg caagacugag caagagcaga 660  
 agacuggaaa accugaucgc acagcugccg ggagaaaaga agaaccgacu guucggaaac 720  
 cugaucgcac ugagccuggg acugacaccg aacuucaaga gcaacuucga ccuggcagaa 780  
 gacgcaaagc ugcagcugag caaggacaca uacgacgacg accuggacaa ccugcuggca 840  
 cagaucggag accaguacgc agaccuguuc cuggcagcaa agaaccugag cgacgcaauc 900  
 cugcugagcg acauccugag agucaacaca gaaucacaa aggcaccgcu gagcgcaagc 960  
 augaucaaga gauacgacga acaccaccag gaccugacac ugcugaaggc acuggucaga 1020

2018-09-27\_01155-0013-00PCT\_ST25.txt

cagcagcugc	cggaaaagua	caaggaaauc	uucuucgacc	agagcaagaa	cggauacgca	1080
ggauacaucg	acggaggagc	aagccaggaa	gaaucuaca	aguucauaa	gccgauccug	1140
gaaaagaugg	acggaacaga	agaacugcug	gucaagcuga	acagagaaga	ccugcugaga	1200
aagcagagaa	cauucgaca	cggaagcauc	ccgcaccaga	uccaccuggg	agaacugcac	1260
gcaauccuga	gaagacagga	agacuucuac	ccguuccuga	aggacaacag	agaaaagauc	1320
gaaaagaucc	ugacauucag	aaucccgua	uacgucggac	cgucggcaag	aggaaacagc	1380
agauucgcau	ggaugacaag	aaagagcga	gaaacaauca	caccguggaa	cuucgaagaa	1440
gucgucgaca	agggagcaag	cgcacagagc	uucaucgaaa	gaaugacaaa	cuucgacaag	1500
aaccugccga	acgaaaaggu	ccugccgaag	cacagccugc	uguacgaaua	cuucacaguc	1560
uacaacgaac	ugacaaaaggu	caaguacguc	acagaaggaa	ugagaaagcc	ggcauuccug	1620
agcggagaa	agaagaaggc	aaucgucgac	cugcuguuca	agacaaacag	aaaggucaca	1680
gucaagcagc	ugaaggaaga	cuacuuaag	aagaucgaau	gcuucgacag	cgucgaaauc	1740
agcggagucg	aagacagauu	caacgcaagc	cugggaacau	accacgaccu	gcugaagauc	1800
aucaaggaca	aggacuuccu	ggacaacgaa	gaaaacgaag	acauccugga	agacaucguc	1860
cugacacuga	cacuguucga	agacagagaa	augaucgaag	aaagacugaa	gacauacgca	1920
caccuguucg	acgacaaggu	caugaagcag	cugaagagaa	gaagauacac	aggauugggga	1980
agacugagca	gaaagcugau	caacggaauc	agagacaagc	agagcggaaa	gacaauccug	2040
gacuuccuga	agagcgacgg	auucgcaaac	agaaacuuca	ugcagcugau	ccacgacgac	2100
agccugacau	ucaaggaaga	cauccagaag	gcacagguca	gaggacaggg	agacagccug	2160
cacgaacaca	ucgcaaaccu	ggcaggaagc	ccggcaauca	agaagggaau	ccugcagaca	2220
gucaaggucg	ucgacgaacu	ggucaagguc	augggaagac	acaagccgga	aaacaucguc	2280
aucgaaaugg	caagagaaaa	ccagacaaca	cagaagggac	agaagaacag	cagagaaaaga	2340
augaagagaa	ucgaagaagg	aaucaaggaa	cugggaagcc	agauccugaa	ggaacacccg	2400
gucgaaaaca	cacagcugca	gaacgaaaag	cuguaccugu	acuaccugca	gaacggaaga	2460

2018-09-27\_01155-0013-00PCT\_ST25.txt

gacauguacg	ucgaccagga	acuggacauc	aacagacuga	gcgacuacga	cgucgacgca	2520
aucgucccg	agagcuuccu	gaaggacgac	agcaucgaca	acaagguccu	gacaagaagc	2580
gacaagaaca	gaggaaagag	cgacaacguc	ccgagcgaag	aagucgucaa	gaagaugaag	2640
aacuacugga	gacagcugcu	gaacgcaaag	cugaucacac	agagaaaguu	cgacaaccug	2700
acaaaggcag	agagaggagg	acugagcga	cuggacaagg	caggauucau	caagagacag	2760
cuggucgaaa	caagacagau	cacaaagcac	gucgcacaga	uccuggacag	cagaaugaac	2820
acaaaguacg	acgaaaacga	caagcugauc	agagaaguca	aggucaucac	acugaagagc	2880
aagcugguca	gcgacuucag	aaaggacuuc	caguucuaca	aggucagaga	aaucaacaac	2940
uaccaccacg	cacacgacgc	auaccugaac	gcagucgucg	gaacagcacu	gaucaagaag	3000
uaccggaagc	uggaaagcga	auucgucuac	ggagacuaca	aggucuacga	cgucagaaag	3060
augaucgcaa	agagcgaaca	ggaaaucgga	aaggcaacag	caaaguacuu	cuucuacagc	3120
aacaucauga	acuucuucua	gacagaaauc	acacuggcaa	acggagaaaau	cagaaagaga	3180
ccgcugaucg	aaacaaacgg	agaaacagga	gaaaucgucu	gggacaaggg	aagagacuuc	3240
gcaacaguca	gaaagguccu	gagcaugccg	caggucaaca	ucgucaagaa	gacagaaguc	3300
cagacaggag	gauucagcaa	ggaaagcauc	cugccgaaga	gaaacagcga	caagcugauc	3360
gcaagaaaga	aggacuggga	cccgaagaag	uacggaggau	ucgacagccc	gacagucgca	3420
uacagcgucc	uggucgucgc	aaaggucgaa	aagggaaga	gcaagaagcu	gaagagcguc	3480
aaggaacugc	ugggaaucac	aaucauggaa	agaagcagcu	ucgaaaagaa	cccgaucgac	3540
uuccuggaag	caaagggaua	caaggaaguc	aagaaggacc	ugaucaucaa	gcugccgaag	3600
uacagccugu	ucgaacugga	aaacggaaga	aagagaaugc	uggcaagcgc	aggagaacug	3660
cagaaggga	acgaacuggc	acugccgagc	aaguacguca	acuuccugua	ccuggcaagc	3720
cacuacgaaa	agcugaaggg	aagcccggaa	gacaacgaac	agaagcagcu	guucgucgaa	3780
cagcacaagc	acuaccugga	cgaaaucauc	gaacagauca	gcgaaucag	caagagaguc	3840
auccuggcag	acgcaaaccu	ggacaagguc	cugagcgcau	acaacaagca	cagagacaag	3900

ccgaucagag aacaggcaga aaacaucauc caccuguuca cacugacaaa ccugggagca 3960  
 ccggcagcau ucaaguacuu cgacacaaca aucgacagaa agagauacac aagcacaag 4020  
 gaaguccugg acgcaacacu gauccaccag agcaucacag gacuguacga aacaagaauc 4080  
 gaccugagcc agcugggagg agacggaagc ggaagcccga agaagaagag aaaggucgac 4140  
 ggaagcccga agaagaagag aaaggucgac agcggauag 4179

<210> 230  
 <211> 4173  
 <212> RNA  
 <213> Artificial Sequence

<220>  
 <223> Synthetic: dCas9 coding sequence encoding SEQ ID NO: 228 using minimal uridine codons (no start or stop codons; suitable for inclusion in fusion protein coding sequence)

<400> 230  
 gacaagaagu acagcaucgg acuggcaauc ggaacaaaca gcgucggaug ggcagucauc 60  
 acagacgaau acaaggucc gagcaagaag uucaaggucc ugaggaaacac agacagacac 120  
 agcaucaaga agaaccugau cggagcacug cuguucgaca gcgagaaaac agcagaagca 180  
 acaagacuga agagaacagc aagaagaaga uacacaagaa gaaagaacag aaucugcuac 240  
 cugcaggaaa ucuucagcaa cgaaauggca aaggucgacg acagcuucuu ccacagacug 300  
 gaagaaagcu uccuggucga agaagacaag aagcacgaaa gacacccgau cuucggaaac 360  
 aucgucgacg aagucgcaua ccacgaaaag uacccgacaa ucuaccaccu gagaaagaag 420  
 cuggucgaca gcacagacaa ggcagaccug agacugaucu accuggcacu ggcacacaug 480  
 aucaaguuca gaggacacuu ccugaucgaa ggagaccuga acccgacaa cagcgacguc 540  
 gacaagcugu ucauccagcu gguccagaca uacaaccagc uguucgaaga aaacccgauc 600  
 aacgcaagcg gagucgacgc aaaggcaauc cugagcgcaa gacugagcaa gagcagaaga 660  
 cuggaaaacc ugaucgaca gcugccggga gaaaagaaga acggacuguu cggaaaccug 720  
 aucgcacuga gccugggacu gacaccgaac uucaagagca acucgaccu ggcagaagac 780

2018-09-27\_01155-0013-00PCT\_ST25.txt

gcaaagcugc	agcugagcaa	ggacacauac	gacgacgacc	uggacaaccu	gcuggcacag	840
aucggagacc	aguacgcaga	ccuguuccug	gcagcaaaga	accugagcga	cgcaauccug	900
cugagcgaca	uccugagagu	caacacagaa	aucacaaagg	caccgcugag	cgcaagcaug	960
aucaagagau	acgacgaaca	ccaccaggac	cugacacugc	ugaaggcacu	ggucagacag	1020
cagcugccgg	aaaaguacaa	ggaaaucuuc	uucgaccaga	gcaagaacgg	auacgcagga	1080
uacaucgacg	gaggagcaag	ccaggaagaa	uucuacaagu	ucaucaagcc	gauccuggaa	1140
aagauggacg	gaacagaaga	acugcugguc	aagcugaaca	gagaagaccu	gcugagaaag	1200
cagagaacau	ucgacaacgg	aagcaucccg	caccagaucc	accugggaga	acugcacgca	1260
auccugagaa	gacaggaaga	cuucuacccg	uuccugaagg	acaacagaga	aaagaucgaa	1320
aagauccuga	cauucagaau	cccguacuac	gucggaccgc	uggcaagagg	aaacagcaga	1380
uucgcaugga	ugacaagaaa	gagcgaagaa	acaaucacac	cguggaacu	cgaagaaguc	1440
gucgacaagg	gagcaagcgc	acagagcuuc	aucgaaagaa	ugacaaaacu	cgacaagaac	1500
cugccgaacg	aaaagguccu	gccgaagcac	agccugcugu	acgaauacu	cacagucuac	1560
aacgaacuga	caaaggucaa	guacgucaca	gaaggaauga	gaaagccggc	auuccugagc	1620
ggagaacaga	agaaggcaau	cgucgaccug	cuguucaaga	caaacagaaa	ggucacaguc	1680
aagcagcuga	aggaagacua	cuucaagaag	aucgaaugcu	ucgacagcgu	cgaaaucagc	1740
ggagucgaag	acagauucaa	cgcaagccug	ggaacauacc	acgaccugcu	gaagaucauc	1800
aaggacaagg	acuuccugga	caacgaagaa	aacgaagaca	uccuggaaga	caucguccug	1860
acacugacac	uguucgaaga	cagagaaaug	aucgaagaaa	gacugaagac	auacgcacac	1920
cuguucgacg	acaaggucou	gaagcagcug	aagagaagaa	gauacacagg	auggggaaga	1980
cugagcagaa	agcugaucaa	cggaaucaga	gacaagcaga	gcggaagac	aauccuggac	2040
uuccugaaga	gcgacggauu	cgcaaacaga	aacuucaugc	agcugaucca	cgacgacagc	2100
cugacauuca	aggaagacau	ccagaaggca	caggucagcg	gacagggaga	cagccugcac	2160
gaacacaucg	caaaccuggc	aggaagcccc	gcaaucaaga	agggaauccu	gcagacaguc	2220

2018-09-27\_01155-0013-00PCT\_ST25.txt

aaggucgucg	acgaacuggu	caaggucaug	ggaagacaca	agccggaaaa	caucgucauc	2280
gaaauggcaa	gagaaaacca	gacaacacag	aagggacaga	agaacagcag	agaaagaug	2340
aagagaaucg	aagaaggaau	caaggaacug	ggaagccaga	uccugaagga	acacccgguc	2400
gaaaacacac	agcugcagaa	cgaaaagcug	uaccuguacu	accugcagaa	cggaagagac	2460
auguacgucg	accaggaacu	ggacaucaac	agacugagcg	acuacgacgu	cgacgcaauc	2520
gucccgcaga	gcuuccugaa	ggacgacagc	aucgacaaca	agguccugac	aagaagcgac	2580
aagaacagag	gaaagagcga	caacgucccg	agcgaagaag	ucgucaagaa	gaugaagaac	2640
uacuggagac	agcugcugaa	cgcaaagcug	aucacacaga	gaaaguucga	caaccugaca	2700
aaggcagaga	gaggaggacu	gagcgaacug	gacaaggcag	gauucauaa	gagacagcug	2760
gucgaaacaa	gacagaucac	aaagcacguc	gcacagaucc	uggacagcag	aaugaacaca	2820
aaguacgacg	aaaacgacaa	gcugaucaga	gaagucaagg	ucaucacacu	gaagagcaag	2880
cuggucagcg	acuucagaaa	ggacuuccag	uucuacaagg	ucagagaaa	caacaacuac	2940
caccacgcac	acgacgaua	ccugaacgca	gucgucggaa	cagcacugau	caagaaguac	3000
ccgaagcugg	aaagcgaauu	cgucuacgga	gacuacaagg	ucuacgacgu	cagaaagaug	3060
aucgcaaaga	gcgaacagga	aaucggaaag	gcaacagcaa	aguacuucuu	cuacagcaac	3120
aucaugaacu	ucuucaagac	agaaaucaca	cuggcaaacg	gagaaaucag	aaagagaccg	3180
cugaucgaaa	caaacggaga	aacaggagaa	aucgucuggg	acaagggaag	agacuucgca	3240
acagucagaa	agguccugag	caugccgag	gucaacaucg	ucaagaagac	agaaguccag	3300
acaggaggau	ucagcaagga	aagcauccug	ccgaagagaa	acagcgacaa	gcugaucgca	3360
agaaagaagg	acugggacc	gaagaaguac	ggaggauucg	acagcccag	agucgcauac	3420
agcguccugg	ucgucgaaa	ggucgaaaag	gaaagagca	agaagcugaa	gagcgucaag	3480
gaacugcugg	gaaucacaau	cauggaaaga	agcagcuucg	aaaagaacc	gaucgacuuc	3540
cuggaagcaa	agggauacaa	ggaagucaag	aaggaccuga	ucaucaagcu	gccgaaguac	3600
agccuguucg	aacuggaaaa	cggaagaaag	agaaugcugg	caagcgcagg	agaacugcag	3660



2018-09-27\_01155-0013-00PCT\_ST25.txt

aagggaacg aacuggcacu gccgagcaag uacgucaacu uccuguaccu ggcaagccac 3720  
 uacgaaaagc ugaaggggaag cccggaagac aacgaacaga agcagcuguu cgucgaacag 3780  
 cacaagcacu accuggacga aaucaucgaa cagaucagcg aaucagcaa gagagucauc 3840  
 cuggcagacg caaaccugga caagguccug agcgcauaca acaagcacag agacaagccg 3900  
 aucagagaac aggcagaaaa caucauccac cuguucacac ugacaaaccu gggagcaccg 3960  
 gcagcauua aguacuucga cacaacauc gacagaaaga gauacacaag cacaagggaa 4020  
 guccuggacg caacacugau ccaccagagc aucacaggac uguacgaaac aagaaucgac 4080  
 cugagccagc ugggaggaga cggaagcgga agcccgaaga agaagagaaa ggucgacgga 4140  
 agcccgaaga agaagagaaa ggucgacagc gga 4173

<210> 231  
 <211> 17  
 <212> DNA  
 <213> Artificial Sequence

<220>  
 <223> Synthetic: T7 Promoter

<400> 231  
 taatacgact cactata 17

<210> 232  
 <211> 50  
 <212> DNA  
 <213> Homo sapiens

<220>  
 <221> misc\_feature  
 <222> (1)..(50)  
 <223> Human beta-globin 5 UTR

<400> 232  
 acatttgctt ctgacacaac tgtgttcact agcaacctca aacagacacc 50

<210> 233

<211> 132  
 <212> DNA  
 <213> Homo sapiens

<220>  
 <221> misc\_feature  
 <222> (1)..(132)  
 <223> Human beta-globin 3 UTR

<400> 233  
 gctcgctttc ttgctgtcca atttctatta aaggttcctt tgttcctaa gtccaactac 60  
 taaactgggg gatattatga agggccttga gcatctggat tctgcctaataaaaaacatt 120  
 tattttcatt gc 132

<210> 234  
 <211> 66  
 <212> DNA  
 <213> Homo sapiens

<220>  
 <221> misc\_feature  
 <222> (1)..(66)  
 <223> Human alpha-globin 5 UTR

<400> 234  
 cataaacctt ggcgctcg cggcccggca ctcttctggt cccacagac tcagagagaa 60  
 cccacc 66

<210> 235  
 <211> 110  
 <212> DNA  
 <213> Homo sapiens

<220>  
 <221> misc\_feature  
 <222> (1)..(110)  
 <223> Human alpha-globin 3 UTR

<400> 235  
 gctggagcct cggcggccat gcttcttgcc ccttgggcct cccccagcc cctcctcccc 60

ttcctgcacc cgtacccccg tggctcttga ataaagtctg agtgggcggc 110

<210> 236  
 <211> 29  
 <212> DNA  
 <213> Xenopus laevis

<220>  
 <221> misc\_feature  
 <222> (1)..(29)  
 <223> Xenopus laevis beta-globin 5 UTR

<400> 236  
 aagctcagaa taaacgctca actttggcc 29

<210> 237  
 <211> 130  
 <212> DNA  
 <213> Xenopus laevis

<220>  
 <221> misc\_feature  
 <222> (1)..(130)  
 <223> Xenopus laevis beta-globin 3 UTR

<400> 237  
 accagcctca agaacacccg aatggagtct ctaagctaca taataccaac ttacacttta 60

caaaatgttg tccccaaaa tntagccatt cgtatctgct cctaataaaa agaaagtttc 120

ttcacattct 130

<210> 238  
 <211> 27  
 <212> DNA  
 <213> Bos taurus

<220>  
 <221> misc\_feature  
 <222> (1)..(27)  
 <223> Bovine Growth Hormone 5 UTR

<400> 238  
cagggtcctg tggacagctc accagct 27

<210> 239  
<211> 102  
<212> DNA  
<213> Bos taurus

<220>  
<221> misc\_feature  
<222> (1)..(102)  
<223> Bovine Growth Hormone 3 UTR

<400> 239  
ttgccagcca tctgttggtt gccctcccc cgtgccttcc ttgaccctgg aaggtgccac 60  
tcccactgtc ctttcctaat aaaatgagga aattgcatcg ca 102

<210> 240  
<211> 93  
<212> DNA  
<213> Mus musculus

<220>  
<221> misc\_feature  
<222> (1)..(93)  
<223> Mus musculus hemoglobin alpha, adult chain 1 (Hba-a1), 3UTR

<400> 240  
gctgccttct gcggggcttg cttctggcc atgcccttct tctctccctt gcacctgtac 60  
ctcttgggtct ttgaataaag cctgagtagg aag 93

<210> 241  
<211> 61  
<212> DNA  
<213> Artificial Sequence

<220>  
<223> Synthetic: HSD17B4 5 UTR

<400> 241

tcccgcagtc ggcgtccagc ggctctgctt gttcgtgtgt gtgtcgttgc aggccttatt 60

c 61

<210> 242  
 <211> 100  
 <212> RNA  
 <213> Artificial Sequence

<220>  
 <223> Synthetic: G282 single guide RNA targeting the mouse TTR gene

<220>  
 <221> modified\_base  
 <222> (1)..(3)  
 <223> PS linkage, 2'-O-Me nucleotide

<220>  
 <221> modified\_base  
 <222> (29)..(40)  
 <223> 2'-O-Me nucleotide

<220>  
 <221> modified\_base  
 <222> (69)..(96)  
 <223> 2'-O-Me nucleotide

<220>  
 <221> modified\_base  
 <222> (97)..(100)  
 <223> PS linkage, 2'-O-Me nucleotide

<400> 242  
 uuacagccac gucuacagca guuuuagagc uagaaaauagc aaguuaaaau aaggcuaguc 60

cguuaucaac uugaaaaagu ggcaccgagu cggugcuuuu 100

<210> 243

<400> 243  
 000

<210> 244  
 <211> 4405  
 <212> DNA

<213> Artificial Sequence

<220>

<223> Synthetic: Cas9 transcript with 5 UTR of HSD, ORF corresponding to SEQ ID NO: 204, and 3 UTR of ALB

<400> 244

```

gggtcccgca gtcggcgtcc agcggctctg cttgttcgtg tgtgtgtcgt tgcaggcctt      60
attcggatcc atggacaaga agtacagcat cggactggac atcggaaaca acagcgtcgg      120
atgggcagtc atcacagacg aatacaaggt cccgagcaag aagttcaagg tcctgggaaa      180
cacagacaga cacagcatca agaagaacct gatcggagca ctgctgttcg acagcggaga      240
aacagcagaa gcaacaagac tgaagagaac agcaagaaga agatacaca gaagaaagaa      300
cagaatctgc tacctgcagg aaatcttcag caacgaaatg gcaaaggtcg acgacagctt      360
cttccacaga ctggaagaaa gcttcctggg cgaagaagac aagaagcacg aaagacaccc      420
gatcttcgga aacatcgtcg acgaagtcgc ataccacgaa aagtaccgca caatctacca      480
cctgagaaaag aagctggtcg acagcacaga caaggcagac ctgagactga tctacctggc      540
actggcacac atgatcaagt tcagaggaca cttcctgata gaaggagacc tgaaccggga      600
caacagcgac gtcgacaagc tgttcatcca gctggtccag acatacaacc agctgttcga      660
agaaaacccg atcaacgcaa gcggagtcga cgcaaaggca atcctgagcg caagactgag      720
caagagcaga agactggaaa acctgatcgc acagctgccg ggagaaaaga agaacggact      780
gttcggaaac ctgatcgac tgagcctggg actgacaccg aacttcaaga gcaacttcga      840
cctggcagaa gacgcaaagc tgcagctgag caaggacaca tacgacgacg acctggacaa      900
cctgctggca cagatcggag accagtacgc agacctgttc ctggcagcaa agaacctgag      960
cgacgcaatc ctgctgagcg acatcctgag agtcaacaca gaaatcaca aggaccgct      1020
gagcgcaagc atgatcaaga gatacgacga acaccaccag gacctgacac tgctgaaggc      1080
actggtcaga cagcagctgc cggaaaagta caaggaaatc ttcttcgacc agagcaagaa      1140
cggatacgca ggatacatcg acggaggagc aagccaggaa gaattctaca agttcatcaa      1200
gccgatcctg gaaaagatgg acggaacaga agaactgctg gtcaagctga acagagaaga      1260

```

## 2018-09-27\_01155-0013-00PCT\_ST25.txt

cctgctgaga	aagcagagaa	cattcgacaa	cggaagcatc	ccgcaccaga	tccacctggg	1320
agaactgcac	gcaatcctga	gaagacagga	agacttctac	ccgttcctga	aggacaacag	1380
agaaaagatc	gaaaagatcc	tgacattcag	aatcccgtac	tacgtcggac	cgctggcaag	1440
aggaaacagc	agattcgcac	ggatgacaag	aaagagcgaa	gaaacaatca	caccgtggaa	1500
cttcgaagaa	gtcgtcgaca	aggagcaag	cgcacagagc	ttcatcgaaa	gaatgacaaa	1560
cttcgacaag	aacctgccga	acgaaaaggt	cctgccgaag	cacagcctgc	tgtacgaata	1620
cttcacagtc	tacaacgaac	tgacaaaaggt	caagtacgtc	acagaaggaa	tgagaaagcc	1680
ggcattcctg	agcggagaac	agaagaaggc	aatcgtcgac	ctgctgttca	agacaaacag	1740
aaaggtcaca	gtcaagcagc	tgaaggaaga	ctacttcaag	aagatcgaat	gcttcgacag	1800
cgtcgaaatc	agcggagtcg	aagacagatt	caacgcaagc	ctgggaacat	accacgacct	1860
gctgaagatc	atcaaggaca	aggacttcct	ggacaacgaa	gaaaacgaag	acatcctgga	1920
agacatcgtc	ctgacactga	caactgttca	agacagagaa	atgatcgaag	aaagactgaa	1980
gacatacgca	cacctgttcg	acgacaaggt	catgaagcag	ctgaagagaa	gaagatacac	2040
aggatgggga	agactgagca	gaaagctgat	caacggaatc	agagacaagc	agagcggaaa	2100
gacaatcctg	gacttcctga	agagcgacgg	attcgcaaac	agaaaacttca	tgacagctgat	2160
ccacgacgac	agcctgacat	tcaaggaaga	catccagaag	gcacaggtca	gcggacaggg	2220
agacagcctg	cacgaacaca	tcgcaaacct	ggcaggaagc	ccggcaatca	agaagggaa	2280
cctgcagaca	gtcaaggtcg	tcgacgaact	ggtcaaggtc	atgggaagac	acaagccgga	2340
aaacatcgtc	atcgaaatgg	caagagaaaa	ccagacaaca	cagaaggac	agaagaacag	2400
cagagaaaga	atgaagagaa	tcgaagaagg	aatcaaggaa	ctgggaagcc	agatcctgaa	2460
ggaacacccg	gtcgaaaaaca	cacagctgca	gaacgaaaag	ctgtacctgt	actacctgca	2520
gaacggaaga	gacatgtacg	tcgaccagga	actggacatc	aacagactga	gcgactacga	2580
cgctgaccac	atcgtcccgc	agagcttcct	gaaggacgac	agcatcgaca	acaaggtcct	2640
gacaagaagc	gacaagaaca	gaggaaagag	cgacaacgtc	ccgagcgaag	aagtcgtcaa	2700

## 2018-09-27\_01155-0013-00PCT\_ST25.txt

gaagatgaag aactactgga gacagctgct gaacgcaaag ctgatcacac agagaaagtt	2760
cgacaacctg acaaaggcag agagaggagg actgagcgaa ctggacaagg caggattcat	2820
caagagacag ctggctgaaa caagacagat cacaaagcac gtcgcacaga tcctggacag	2880
cagaatgaac acaaagtacg acgaaaacga caagctgatc agagaagtca aggtcatcac	2940
actgaagagc aagctggtca gcgacttcag aaaggacttc cagttctaca aggtcagaga	3000
aatcaacaac taccaccacg cacacgacgc atacctgaac gcagtcgtcg gaacagcact	3060
gatcaagaag taccgaagc tggaaagcga attcgtctac ggagactaca aggtctacga	3120
cgtcagaaaag atgatcgcaa agagcgaaca ggaaatcgga aaggcaacag caaagtactt	3180
cttctacagc aacatcatga acttcttcaa gacagaaatc aactggcaa acggagaaat	3240
cagaaagaga ccgctgatcg aaacaaacgg agaaacagga gaaatcgtct gggacaaggg	3300
aagagacttc gcaacagtca gaaaggtcct gagcatgccg caggtcaaca tcgtcaagaa	3360
gacagaagtc cagacaggag gattcagcaa ggaaagcatc ctgccgaaga gaaacagcga	3420
caagctgatc gcaagaaaga aggactggga cccgaagaag tacggaggat tcgacagccc	3480
gacagtcgca tacagcgtcc tggctgctgc aaaggtcgaa aagggaaga gcaagaagct	3540
gaagagcgtc aaggaactgc tgggaatcac aatcatggaa agaagcagct tcgaaaagaa	3600
cccgatcgac ttcttggaaag caaagggata caaggaagtc aagaaggacc tgatcatcaa	3660
gctgccgaag tacagcctgt tcgaactgga aaacggaaga aagagaatgc tggcaagcgc	3720
aggagaactg cagaaggga acgaactggc actgccgagc aagtacgtca acttctgtgta	3780
cctggcaagc cactacgaaa agctgaaggg aagcccggaa gacaacgaac agaagcagct	3840
gttcgtcgaa cagcacaagc actacctgga cgaaatcatc gaacagatca gcgaattcag	3900
caagagagtc atcctggcag acgcaaact ggacaaggtc ctgagcgcac acaacaagca	3960
cagagacaag ccgatcagag aacaggcaga aaacatcatc cacctgttca cactgacaaa	4020
cctgggagca ccggcagcat tcaagtactt cgacacaaca atcgacagaa agagatacac	4080
aagcacaag gaagtcctgg acgcaacact gatccaccag agcatcacag gactgtacga	4140



2018-09-27\_01155-0013-00PCT\_ST25.txt

aacaagaatc gacctgagcc agctgggagg agacggagga ggaagcccga agaagaagag 4200  
aaaggtctag ctagccatca catttaaaag catctcagcc taccatgaga ataagagaaa 4260  
gaaaatgaag atcaatagct tattcatctc tttttctttt tcgttggtgt aaagccaaca 4320  
ccctgtctaa aaaacataaa tttctttaat cattttgcct cttttctctg tgcttcaatt 4380  
aataaaaaat ggaaagaacc tcgag 4405

<210> 245  
<211> 4188  
<212> DNA  
<213> Artificial Sequence

<220>  
<223> Synthetic: Alternative Cas9 ORF with 19.36% Ucontent

<400> 245  
atggataaga agtactcgat cgggctggat atcggaacta attccgtggg ttgggcagtg 60  
atcacggatg aatacaaagt gccgtccaag aagttcaagg tcctggggaa caccgataga 120  
cacagcatca agaagaatct catcggagcc ctgctgtttg actccggcga aaccgcagaa 180  
gcgacccggc tcaaacgtac cgcgaggcga cgctacaccc ggcggaagaa tcgcatctgc 240  
tatctgcaag aaatcttttc gaacgaaatg gcaaaggtgg acgacagctt cttccaccgc 300  
ctggaagaat ctttcctggt ggaggaggac aagaagcatg aacggcatcc tatctttgga 360  
aacatcgtgg acgaagtggc gtaccacgaa aagtaccga ccatctacca tctgcggaag 420  
aagttggtg actcaactga caaggccgac ctgagattga tctacttggc cctcgcccat 480  
atgatcaaat tccgcggaaca cttcctgac gaaggcgatc tgaaccctga taactccgac 540  
gtggataagc tgttcattca actggtgcag acctacaacc aactgttcga agaaaacca 600  
atcaatgcca gcggcgtcga tgccaaggcc atcctgtccg cccggctgtc gaagtcgcbg 660  
cgccctgaaa acctgatcgc acagctgccg ggagagaaga agaacggact tttcggcaac 720  
ttgatcgtc tctcactggg actcactccc aatttcaagt ccaattttga cctggccgag 780  
gacgcgaagc tgcaactctc aaaggacacc tacgacgacg acttgacaa tttgctggca 840

## 2018-09-27\_01155-0013-00PCT\_ST25.txt

caaattggcg atcagtacgc ggatctgttc cttgccgcta agaacctttc ggacgcaatc	900
ttgctgtccg atatacctgcg cgtgaacacc gaaataacca aagcgccgct tagcgctcgc	960
atgattaagc ggtacgacga gcatcaccag gatctcacgc tgctcaaagc gctcgtgaga	1020
cagcaactgc ctgaaaagta caaggagatt ttcttcgacc agtccaagaa tgggtacgca	1080
gggtacatcg atggaggcgc cagccaggaa gagttctata agttcatcaa gccaatcctg	1140
gaaaagatgg acggaaccga agaactgctg gtcaagctga acaggaggga tctgctccgc	1200
aaacagagaa cctttgacaa cggaagcatt ccacaccaga tccatctggg tgagctgcac	1260
gccatcttgc ggcgccagga ggacttttac ccattcctca aggacaaccg ggaaaagatc	1320
gagaaaattc tgacgttccg catcccgtat tacgtgggcc cactggcgcg cggcaattcg	1380
cgcttcgctg ggatgactag aaaatcagag gaaaccatca ctccttgga tttcgaggaa	1440
gttgtggata agggagcttc ggcacaatcc ttcacgaac gaatgaccaa cttcgacaag	1500
aatctcccaa acgagaaggt gttcctaag cacagcctcc tttacgaata cttcactgtc	1560
tacaacgaac tgactaaagt gaaatacgtt actgaaggaa tgaggaagcc ggcctttctg	1620
agcggagAAC agaagaaagc gattgtcgat ctgctgttca agaccaaccg caaggtgacc	1680
gtcaagcagc ttaaagagga ctacttcaag aagatcgagt gtttcgactc agtggaaatc	1740
agcggagtgg aggacagatt caacgcttcg ctgggaacct atcatgatct cctgaagatc	1800
atcaaggaca aggacttctt tgacaacgag gagaacgagg acatcctgga agatatacgtc	1860
ctgaccttga cccttttcga ggatcgcgag atgatcgagg agaggcttaa gacctacgtc	1920
catctcttcg acgataaggt catgaaaca ctcaagcgc gccggtacac tggttggggc	1980
cgctctccc gcaagctgat caacggtatt cgcgataaac agagcggtaa aactatcctg	2040
gatttctca aatcggatgg cttcgctaat cgtaacttca tgcagttgat ccacgacgac	2100
agcctgacct ttaaggagga catccagaaa gcacaagtga gcggacaggg agactcactc	2160
catgaacaca tcgcaatct ggccggttcg ccggcgatta agaagggaat cctgcaaact	2220
gtgaaggtgg tggacgagct ggtgaaggtc atgggacggc acaaaccgga gaatatcgtg	2280

## 2018-09-27\_01155-0013-00PCT\_ST25.txt

attgaaatgg	cccgagaaaa	ccagactacc	cagaagggcc	agaagaactc	ccgcgaaagg	2340
atgaagcggg	tcgaagaagg	aatcaaggag	ctgggcagcc	agatcctgaa	agagcacccg	2400
gtggaaaaca	cgcagctgca	gaacgagaag	ctctacctgt	actatttgca	aaatggacgg	2460
gacatgtacg	tggaccaaga	gctggacatc	aatcggttgt	ctgattacga	cgtggaccac	2520
atcgttccac	agtcctttct	gaaggatgac	tccatcgata	acaaggtggt	gactcgcagc	2580
gacaagaaca	gaggaagtc	agataatgtg	ccatcggagg	aggctctgaa	gaagatgaag	2640
aattactggc	ggcagctcct	gaatgcgaag	ctgattaccc	agagaaagtt	tgacaatctc	2700
actaaagccg	agcgcggcgg	actctcagag	ctggataagg	ctggattcat	caaacggcag	2760
ctggtcgaga	ctcggcagat	taccaagcac	gtggcgcaga	tcctggactc	ccgcatgaac	2820
actaaatacg	acgagaacga	taagctcatc	cgggaagtga	agggtgattac	cctgaaaagc	2880
aaacttgtgt	cggactttcg	gaaggacttt	cagttttaca	aagtgagaga	aatcaacaac	2940
taccatcacg	cgcatgacgc	atacctcaac	gctgtggctg	gcaccgccct	gatcaagaag	3000
taccctaaac	ttgaatcggg	gtttgtgtac	ggagactaca	aggctctacga	cgtgaggaag	3060
atgatagcca	agtccgaaca	ggaaatcggg	aaagcaactg	cgaataactt	cttttactca	3120
aacatcatga	acttcttcaa	gactgaaatt	acgctggcca	atggagaaat	caggaagagg	3180
ccactgatcg	aaactaacgg	agaaacgggc	gaaatcgtgt	gggacaaggg	cagggacttc	3240
gcaactgttc	gcaaagtgtc	ctctatgccg	caagtcaata	ttgtgaagaa	aaccgaagtg	3300
caaaccggcg	gattttcaaa	ggaatcgatc	ctcccaaaga	gaaatagcga	caagctcatt	3360
gcacgcaaga	aagactggga	cccgaagaag	tacggaggat	tcgattcgcc	gactgtcgca	3420
tactccgtcc	tcgtgggtggc	caaggtggag	aagggaaaga	gcaagaagct	caaatccgtc	3480
aaagagctgc	tggggattac	catcatggaa	cgatcctcgt	tcgagaagaa	cccgattgat	3540
ttcctggagg	cgaagggtta	caaggaggtg	aagaaggatc	tgatcatcaa	actgcccgaag	3600
tactcactgt	tcgaactgga	aaatggtcgg	aagcgcgatgc	tggcttcggc	cggagaactc	3660
cagaaaggaa	atgagctggc	cttgcctagc	aagtacgtca	acttcctcta	tcttgcttcg	3720

2018-09-27\_01155-0013-00PCT\_ST25.txt

cactacgaga aactcaaagg gtcaccggaa gataacgaac agaagcagct tttcgtggag 3780  
cagcacaagc attatctgga tgaaatcatc gaacaaatct ccgagttttc aaagcgcgtg 3840  
atcctcgccg acgccaacct cgacaaagtc ctgtcggcct acaataagca tagagataag 3900  
ccgatcagag aacaggccga gaacattatc cacttgttca ccctgactaa cctgggagct 3960  
ccagccgcct tcaagtactt cgatactact atcgaccgca aaagatacac gtccaccaag 4020  
gaagttctgg acgcgaccct gatccaccaa agcatcactg gactctacga aactaggatc 4080  
gatctgtcgc agctgggtgg cgatgggtggc ggtggatcct acccatacga cgtgcctgac 4140  
tacgcctccg gaggtgggtgg cccaagaag aaacggaagg tgtgatag 4188

<210> 246  
<211> 4459  
<212> DNA  
<213> Artificial Sequence

<220>  
<223> Synthetic: Cas9 transcript with 5 UTR of HSD, ORF corresponding to SEQ ID NO: 245, Kozak sequence, and 3 UTR of ALB

<400> 246  
gggtcccgca gtcggcgtcc agcggctctg cttgttcgtg tgtgtgtcgt tgcaggcctt 60  
attcggatct gccacatgg ataagaagta ctcgatcggg ctggatatcg gaactaattc 120  
cgtgggttgg gcagtgatca cggatgaata caaagtgccg tccaagaagt tcaaggtcct 180  
ggggaacacc gatagacaca gcatcaagaa gaatctcatc ggagccctgc tgtttgactc 240  
cggcgaaacc gcagaagcga cccggctcaa acgtaccgcg aggcgacgct acaccggcg 300  
gaagaatcgc atctgctatc tgcaagaaat cttttcgaac gaaatggcaa aggtggacga 360  
cagcttcttc caccgcctgg aagaatcttt cctggtggag gaggacaaga agcatgaacg 420  
gcatcctatc tttggaaaca tcgtggacga agtggcgtac cacgaaaagt acccgacat 480  
ctaccatctg cggaagaagt tggttgactc aactgacaag gccgacctca gattgatcta 540  
cttggccctc gcccatatga tcaaattccg cggacacttc ctgatcgaag gcgatctgaa 600

ccctgataac tccgacgtgg ataagctgtt cattcaactg gtgcagacct acaaccaact	660
gttcgaagaa aacccaatca atgccagcgg cgtc gatgcc aaggccatcc tgtccgcccg	720
gctgtcgaag tcgcggcgcc tcgaaaacct gatcgcacag ctgccgggag agaagaagaa	780
cggacttttc ggcaacttga tcgctctctc actgggactc actcccaatt tcaagtccaa	840
ttttgacctg gccgaggacg cgaagctgca actctcaaag gacacctacg acgacgactt	900
ggacaatttg ctggcacaaa ttggcgatca gtacgcggat ctgttccttg ccgctaagaa	960
cctttcggac gcaatcttgc tgtccgatat cctgcgcgtg aacaccgaaa taaccaaacg	1020
gccgcttagc gcctcgatga ttaagcggta cgacgagcat caccaggatc tcacgctgct	1080
caaagcgctc gtgagacagc aactgcctga aaagtacaag gagattttct tcgaccagtc	1140
caagaatggg tacgcagggt acatcgatgg aggcgccagc caggaagagt tctataagtt	1200
catcaagcca atcctggaaa agatggacgg aaccgaagaa ctgctggtca agctgaacag	1260
ggaggatctg ctccgcaaac agagaacctt tgacaacgga agcattccac accagatcca	1320
tctgggtgag ctgcacgcca tcttgccggc ccaggaggac ttttaccat tcctcaagga	1380
caaccgggaa aagatcgaga aaattctgac gttccgcata ccgtattacg tgggcccact	1440
ggcgcgcggc aattcgcgct tcgctggtgat gactagaaaa tcagaggaaa ccatcactcc	1500
ttggaatttc gaggaagttg tggataaggg agcttcggca caatccttca tcgaacgaat	1560
gaccaacttc gacaagaatc tcccaaacga gaaggtgctt cctaagcaca gcctccttta	1620
cgaatacttc actgtctaca acgaactgac taaagtgaaa tacgttactg aaggaatgag	1680
gaagccggcc tttctgagcg gagaacagaa gaaagcgatt gtcgatctgc tgttcaagac	1740
caaccgcaag gtgacctca agcagcttaa agaggactac ttcaagaaga tcgagtgttt	1800
cgactcagtg gaaatcagcg gagtggagga cagattcaac gcttcgctgg gaacctatca	1860
tgatctcctg aagatcatca aggacaagga cttccttgac aacgaggaga acgaggacat	1920
cctggaagat atcgtcctga ccttgaccct tttcgaggat cgcgagatga tcgaggagag	1980
gcttaagacc tacgctcatc tcttcgacga taaggtcatg aaacaactca agcgccgccg	2040

gtacactggt tggggccgcc tctcccgcaa gctgatcaac ggtattcgcg ataaacagag	2100
cggtaaaact atcctggatt tcctcaaadc ggatggcttc gctaatacgta acttcatgca	2160
gttgatccac gacgacagcc tgacctttaa ggaggacatc cagaaagcac aagtgagcgg	2220
acagggagac tcaactccatg aacacatcgc gaatctggcc ggttcgccgg cgattaagaa	2280
gggaatcctg caaactgtga aggtgggtgga cgagctgggtg aaggatcatgg gacggcacia	2340
accggagaat atcgtgattg aaatggcccc agaaaaccag actaccaga agggccagaa	2400
gaactcccgc gaaaggatga agcggatcga agaaggaatc aaggagctgg gcagccagat	2460
cctgaaagag caccgggtgg aaaacacgca gctgcagaac gagaagctct acctgtacta	2520
tttgcaaaat ggacgggaca tgtacgtgga ccaagagctg gacatcaatc ggttgtctga	2580
ttacgacgtg gaccacatcg ttccacagtc ctttctgaag gatgactcca tcgataacia	2640
ggtgttgact cgacgagca agaacagagg gaagtcagat aatgtgccat cggaggaggt	2700
cgtgaagaag atgaagaatt actggcggca gctcctgaat gcgaagctga ttaccagag	2760
aaagtttgac aatctcacta aagccgagcg cggcggactc tcagagctgg ataaggctgg	2820
attcatcaaa cggcagctgg tcgagactcg gcagattacc aagcacgtgg cgcagatcct	2880
ggactcccgc atgaacacta aatacgacga gaacgataag ctcatccggg aagtgaaggt	2940
gattaccctg aaaagcaaac ttgtgtcggga ctttcggaag gactttcagt tttaaaagt	3000
gagagaaatc aacaactacc atcacgagca tgacgcatac ctcaacgctg tggtcggcac	3060
cgccctgatc aagaagtacc ctaaacttga atcggagttt gtgtacggag actacaaggt	3120
ctacgacgtg aggaagatga tagccaagtc cgaacaggaa atcgggaaag caactgcgaa	3180
atacttcttt tactcaaaca tcatgaactt cttcaagact gaaattacgc tggccaatgg	3240
agaaatcagg aagaggccac tgatcgaac taacggagaa acgggcgaaa tcgtgtggga	3300
caagggcagg gacttcgcaa ctgttcgcaa agtgctctct atgccgcaag tcaatattgt	3360
gaagaaaacc gaagtgcaaa ccggcggatt ttcaaaggaa tcgatcctcc caaagagaaa	3420
tagcgacaag ctattgcac gcaagaaaga ctgggacccg aagaagtacg gaggattcga	3480

2018-09-27\_01155-0013-00PCT\_ST25.txt

ttcgccgact gtcgcataact ccgtcctcgt ggtggccaag gtggagaagg gaaagagcaa	3540
gaagctcaaa tccgtcaaag agctgctggg gattaccatc atggaacgat cctcgttcga	3600
gaagaacccg attgatttcc tggaggcgaa gggttacaag gaggtgaaga aggatctgat	3660
catcaaactg cccaagtact cactgttcga actggaaaat ggtcgggaagc gcatgctggc	3720
ttcggccgga gaactccaga aaggaaatga gctggccttg cctagcaagt acgtcaactt	3780
cctctatctt gcttcgcact acgagaaact caaagggtca ccggaagata acgaacagaa	3840
gcagcttttc gtggagcagc acaagcatta tctggatgaa atcatcgaac aaatctccga	3900
gttttcaaag cgcgtgatcc tcgccgacgc caacctcgac aaagtcctgt cggcctacaa	3960
taagcataga gataagccga tcagagaaca ggccgagaac attatccact tgttcaccct	4020
gactaacctg ggagctccag ccgccttcaa gtacttcgat actactatcg accgcaaag	4080
atacacgtcc accaaggaag ttctggacgc gaccctgatc caccaaagca tctactggact	4140
ctacgaaact aggatcgatc tgtcgcagct ggggtggcgat ggtggcggtg gatcctaccc	4200
atacgacgtg cctgactacg cctccggagg tgggtggcccc aagaagaaac ggaaggtgtg	4260
atagctagcc atcacattta aaagcatctc agcctaccat gagaataaga gaaagaaaat	4320
gaagatcaat agcttattca tctctttttc tttttcgttg gtgtaaagcc aacaccctgt	4380
ctaaaaaaca taaatttctt taatcatttt gcctcttttc tctgtgcttc aattaataaa	4440
aaatggaaag aacctcgag	4459

<210> 247  
 <211> 4453  
 <212> DNA  
 <213> Artificial Sequence

<220>  
 <223> Synthetic: Cas9 transcript with 5 UTR of HSD, ORF corresponding to SEQ ID NO: 245, and 3 UTR of ALB

<400> 247	
gggtcccgca gtcggcgtcc agcggctctg cttgttcgtg tgtgtgtcgt tgcaggcctt	60
attcggatct atggataaga agtactcgat cgggctggat atcggaacta attccgtggg	120

## 2018-09-27\_01155-0013-00PCT\_ST25.txt

ttgggcagtg atcacggatg aatacaaagt gccgtccaag aagttcaagg tcctggggaa	180
caccgataga cacagcatca agaagaatct catcggagcc ctgctgtttg actccggcga	240
aaccgcagaa gcgacccggc tcaaacttac cgcgaggcga cgctacacc ggcggaagaa	300
tcgcatctgc tatctgcaag aaatcttttc gaacgaaatg gcaaagggtg acgacagctt	360
cttccaccgc ctggaagaat ctttctggt ggaggaggac aagaagcatg aacggcatcc	420
tatctttgga aacatcgtgg acgaagtggc gtaccacgaa aagtaccga ccatctacca	480
tctgcggaag aagttggtg actcaactga caaggccgac ctgagattga tctacttggc	540
cctcgcccat atgatcaaat tccgcggaca cttcctgac gaaggcgatc tgaaccctga	600
taactccgac gtggataagc tgttcattca actggtgcag acctacaacc aactgttcga	660
agaaaacca atcaatgcca gcggcgtcga tgccaaggcc atcctgtccg cccggctgtc	720
gaagtcgagg cgctcgaaa acctgatcgc acagctgccg ggagagaaga agaacggact	780
tttcggcaac ttgatcgctc tctcactggg actcactccc aatttcaagt ccaattttga	840
cctggccgag gacgcgaagc tgcaactctc aaaggacacc tacgacgacg acttgacaa	900
tttgctggca caaattggcg atcagtagc ggatctgttc cttgccgcta agaactttc	960
ggacgcaatc ttgctgtccg atatcctgcg cgtgaacacc gaaataacca aagcgccgct	1020
tagcgcctcg atgattaagc ggtacgacga gcatcaccag gatctcacgc tgctcaaagc	1080
gctcgtgaga cagcaactgc ctgaaaagta caaggagatt ttcttcgacc agtccaagaa	1140
tgggtacgca ggtacatcg atggaggcgc cagccaggaa gagttctata agttcatcaa	1200
gccaatcctg gaaaagatgg acggaaccga agaactgctg gtcaagctga acagggagga	1260
tctgctccgc aaacagagaa ctttgacaa cggaagcatt ccacaccaga tccatctggg	1320
tgagctgcac gccatcttgc ggcgccagga ggacttttac ccattcctca aggacaaccg	1380
ggaaaagatc gagaaaattc tgacgttccg catcccgtat tacgtgggcc cactggcgcg	1440
cggcaattcg cgcttcgctg ggatgactag aaaatcagag gaaacatca ctccttgaa	1500
tttcgaggaa gttgtggata agggagcttc ggcacaatcc ttcacgaac gaatgaccaa	1560



## 2018-09-27\_01155-0013-00PCT\_ST25.txt

cttcgacaag aatctcccaa acgagaaggt gcttcctaag cacagcctcc tttacgaata	1620
cttcactgtc tacaacgaac tgactaaagt gaaatacgtt actgaaggaa tgaggaagcc	1680
ggcctttctg agcggagaac agaagaaagc gattgtcgat ctgctgttca agaccaaccg	1740
caaggtgacc gtcaagcagc ttaaagagga ctacttcaag aagatcgagt gtttcgactc	1800
agtggaaatc agcggagtgg aggacagatt caacgcttcg ctgggaacct atcatgatct	1860
cctgaagatc atcaaggaca aggacttctt tgacaacgag gagaacgagg acatcctgga	1920
agatatcgtc ctgaccttga cccttttcga ggatcgcgag atgatcgagg agaggcttaa	1980
gacctacgct catctcttcg acgataaggt catgaaacaa ctcaagcgcc gccggtacac	2040
tggttggggc cgcctctccc gcaagctgat caacggtatt cgcgataaac agagcggtaa	2100
aactatcctg gatttcctca aatcggatgg cttcgctaata cgtaacttca tgcagttgat	2160
ccacgacgac agcctgacct ttaaggagga catccagaaa gcacaagtga gcggacaggg	2220
agactcactc catgaacaca tcgcgaatct ggccggttcg ccggcgatta agaagggaaat	2280
cctgcaaact gtgaaggtgg tggacgagct ggtgaaggtc atgggacggc acaaaccgga	2340
gaatatcgtg attgaaatgg cccgagaaaa ccagactacc cagaagggcc agaagaactc	2400
ccgcgaaagg atgaagcggga tcgaagaagg aatcaaggag ctgggcagcc agatcctgaa	2460
agagcaccgg gtggaaaaca cgcagctgca gaacgagaag ctctacctgt actatctgca	2520
aatggacgg gacatgtacg tggaccaaga gctggacatc aatcggttgt ctgattacga	2580
cgtggaccac atcgttccac agtcctttct gaaggatgac tccatcgata acaaggtggt	2640
gactcgcagc gacaagaaca gagggaagtc agataatgtg ccatcggagg aggtcgtgaa	2700
gaagatgaag aattactggc ggcagctcct gaatgcgaag ctgattacc agagaaagtt	2760
tgacaatctc actaaagccg agcgcggcgg actctcagag ctggataagg ctggattcat	2820
caaacggcag ctggctgaga ctcggcagat taccaagcac gtggcgcaga tcctggactc	2880
ccgcatgaac actaaatacg acgagaacga taagctcatc cgggaagtga aggtgattac	2940
cctgaaaagc aaacttgtgt cggactttcg gaaggacttt cagttttaca aagtgagaga	3000

## 2018-09-27\_01155-0013-00PCT\_ST25.txt

aatcaacaac	taccatcacg	cgcatgacgc	atacctcaac	gctgtggtcg	gcaccgcct	3060
gatcaagaag	taccctaaac	ttgaatcggg	gtttgtgtac	ggagactaca	aggtctacga	3120
cgtgaggaag	atgatagcca	agtccgaaca	ggaaatcggg	aaagcaactg	cgaaatactt	3180
cttttactca	aacatcatga	acttcttcaa	gactgaaatt	acgctggcca	atggagaaat	3240
caggaagagg	ccactgatcg	aaactaacgg	agaaacgggc	gaaatcgtgt	gggacaaggg	3300
cagggacttc	gcaactgttc	gcaaagtgct	ctctatgccg	caagtcaata	ttgtgaagaa	3360
aaccgaagtg	caaaccggcg	gattttcaaa	ggaatcgatc	ctcccaaaga	gaaatagcga	3420
caagctcatt	gcacgcaaga	aagactggga	cccgaagaag	tacggaggat	tcgattcgcc	3480
gactgtcgca	tactccgtcc	tcgtggtggc	caaggtggag	aagggaagaa	gcaagaagct	3540
caaatccgtc	aaagagctgc	tggggattac	catcatggaa	cgatcctcgt	tcgagaagaa	3600
cccgattgat	ttcctggagg	cgaagggtta	caaggaggtg	aagaaggatc	tgatcatcaa	3660
actgccaag	tactcactgt	tcgaactgga	aatggctcgg	aagcgcatgc	tggcttcggc	3720
cggagaactc	cagaaaggaa	atgagctggc	cttgcctagc	aagtacgtca	acttcctcta	3780
tcttgcttcg	cactacgaga	aactcaaagg	gtcaccggaa	gataacgaac	agaagcagct	3840
tttcgtggag	cagcacaagc	attatctgga	tgaaatcatc	gaacaaatct	ccgagttttc	3900
aaagcgcgtg	atcctcgccg	acgccaacct	cgacaaagtc	ctgtcggcct	acaataagca	3960
tagagataag	ccgatcagag	aacaggccga	gaacattatc	cacttgttca	ccctgactaa	4020
cctgggagct	ccagccgcct	tcaagtactt	cgatactact	atcgaccgca	aaagatacac	4080
gtccaccaag	gaagttctgg	acgcgaccct	gatccaccaa	agcatcactg	gactctacga	4140
aactaggatc	gatctgtcgc	agctgggtgg	cgatgggtggc	ggtggatcct	accatacga	4200
cgtgcctgac	tacgcctccg	gaggtggtgg	ccccagaag	aaacggaagg	tgtgatagct	4260
agccatcaca	tttaaaagca	tctcagccta	ccatgagaat	aagagaaaga	aaatgaagat	4320
caatagctta	ttcatctctt	tttctttttc	gttgggtgtaa	agccaacacc	ctgtctaaaa	4380
aacataaatt	tctttaatca	ttttgcctct	tttctctgtg	cttcaattaa	taaaaaatgg	4440

aaagaacctc gag

4453

&lt;210&gt; 248

<400> 248  
000

&lt;210&gt; 249

&lt;211&gt; 4409

&lt;212&gt; DNA

&lt;213&gt; Artificial Sequence

&lt;220&gt;

<223> Synthetic: Cas9 transcript comprising Kozak sequence with Cas9  
ORF using codons with generally high expression in humans

&lt;400&gt; 249

```

gggtcccgca gtcggcgtcc agcggctctg cttgttcgtg tgtgtgtcgt tgcaggcctt      60
attcggatcc gccacatgc ctaagaaaaa gcggaaggtc gacggggata agaagtactc      120
aatcgggctg gatatcggaa ctaattcctg gggttgggca gtgatcacgg atgaatacaa      180
agtgccgtcc aagaagtca aggtcctggg gaacaccgat agacacagca tcaagaaaaa      240
tctcatcgga gccctgctgt ttgactccgg cgaaaccgca gaagcgaccc ggctcaaacg      300
taccgcgagg cgacgtaca cccggcggaa gaatcgcacg tgctatctgc aagagatctt      360
ttcgaacgaa atggcaaagg tcgacgacag cttcttccac cgcctggaag aatctttcct      420
ggtaggaggag gacaagaagc atgaacggca tcctatcttt ggaaacatcg tcgacgaagt      480
ggcgtaccac gaaaagtacc cgaccatcta ccatctgcgg aagaagttgg ttgactcaac      540
tgacaaggcc gacctcagat tgatctactt ggccctcgcc catatgatca aattccgcgg      600
acacttctg atcgaaggcg atctgaacc tgataactcc gacgtggata agcttttcat      660
tcaactggtg cagacctaca accaactggt cgaagaaaac ccaatcaatg ctagcggcgt      720
cgatgccaag gccatcctgt ccgcccggct gtcgaagtcg cggcgcctcg aaaacctgat      780
cgcacagctg ccgggagaga aaaagaacgg acttttcggc aacttgatcg ctctctcact      840
gggactcact cccaatttca agtccaattt tgacctggcc gaggacgca agctgcaact      900

```

## 2018-09-27\_01155-0013-00PCT\_ST25.txt

ctcaaaggac	acctacgacg	acgacttgga	caatttgctg	gcacaaattg	gcgatcagta	960
cgcggatctg	ttccttgccg	ctaagaacct	ttcggacgca	atcttgctgt	ccgatatcct	1020
gcgcgatgaac	accgaaataa	ccaaagcgcc	gcttagcgcc	tcgatgatta	agcggtagca	1080
cgagcatcac	caggatctca	cgctgctcaa	agcgcctcgtg	agacagcaac	tgcttgaaaa	1140
gtacaaggag	atcttcttcg	accagtccaa	gaatgggtac	gcagggtaca	tcgatggagg	1200
cgctagccag	gaagagtctt	ataagttcat	caagccaatc	ctggaaaaga	tggacggaac	1260
cgaagaactg	ctggtcaagc	tgaacaggga	ggatctgctc	cggaaacaga	gaacctttga	1320
caacggatcc	attccccacc	agatccatct	gggtgagctg	cacgccatct	tgccggcgcca	1380
ggaggacttt	taccatttcc	tcaaggacia	ccgggaaaag	atcgagaaaa	ttctgacgtt	1440
ccgcatcccg	tattacgtgg	gcccactggc	gcgcggcaat	tcgcgcttcg	cgtggatgac	1500
tagaaaatca	gaggaaacca	tcactccttg	gaatttcgag	gaagttgtgg	ataagggagc	1560
ttcggcacia	agcttcatcg	aacgaatgac	caacttcgac	aagaatctcc	caaacgagaa	1620
ggtgcttcct	aagcacagcc	tcctttacga	atacttcaact	gtctacaacg	aactgactaa	1680
agtgaaatac	gttactgaag	gaatgaggaa	gccggccttt	ctgtccggag	aacagaagaa	1740
agcaattgtc	gatctgctgt	tcaagaccaa	ccgcaagggtg	accgtcaagc	agcttaaaga	1800
ggactacttc	aagaagatcg	agtgtttcga	ctcagtggaa	atcagcgggg	tggaggacag	1860
attcaacgct	tcgctgggaa	cctatcatga	tctcctgaag	atcatcaagg	acaaggactt	1920
ccttgacaac	gaggagaacg	aggacatcct	ggaagatatc	gtcctgacct	tgaccctttt	1980
cgaggatcgc	gagatgatcg	aggagaggct	taagacctac	gctcatctct	tcgacgataa	2040
ggtcatgaaa	caactcaagc	gccgccggta	caactggttg	ggccgcctct	cccgaagct	2100
gatcaacggg	attcgcgata	aacagagcgg	taaaactatc	ctggatttcc	tcaaatcgga	2160
tggtctcgct	aatcgtaact	tcatgcaatt	gatccacgac	gacagcctga	cctttaagga	2220
ggacatccaa	aaagcacaag	tgtccggaca	gggagactca	ctccatgaac	acatcgcgaa	2280
tctggccggg	tcgccggcga	ttaagaaggg	aattctgcaa	actgtgaagg	tggtcgacga	2340

## 2018-09-27\_01155-0013-00PCT\_ST25.txt

gctggtgaag gtcattgggac ggcacaaaacc ggagaatatc gtgattgaaa tggcccgaga	2400
aaaccagact acccagaagg gccagaaaaa ctcccgcgaa aggatgaagc ggatcgaaga	2460
aggaatcaag gagctgggca gccagatcct gaaagagcac ccggtggaaa acacgcagct	2520
gcagaacgag aagctctacc tgtactatth gcaaaatgga cgggacatgt acgtggacca	2580
agagctggac atcaatcggg tgtctgatta cgacgtggac cacatcgthc cacagtcctt	2640
tctgaaggat gactcgatcg ataacaagggt gttgactcgc agcgacaaga acagagggaa	2700
gtcagataat gtgcatcgg aggaggtcgt gaagaagatg aagaattact ggcggcagct	2760
cctgaatgcb aagctgatta cccagagaaa gtttgacaat ctactaaag ccgagcgcgg	2820
cggactctca gagctggata aggctggatt catcaaaccg cagctggtcg agactcggca	2880
gattaccaag cacgtggcgc agatcttggg ctcccgcath aactactaat acgacgagaa	2940
cgataagctc atccgggaag tgaaggatg taccctgaaa agcaaacttg tgtcggactt	3000
tcggaaggac tttcagthttt acaaagtgg agaaatcaac aactaccatc acgcgcatga	3060
cgcatacctc aacgctgtgg tcggtaccgc cctgatcaaa aagtacccta aacttgaatc	3120
ggagthttgtg tacggagact acaaggctta cgacgtgagg aagatgatag ccaagtccga	3180
acaggaaatc gggaaagcaa ctgcgaaata cttctthttac tcaaacatca tgaactthttt	3240
caagactgaa attacgctgg ccaatggaga aatcaggaag aggccactga tcgaaactaa	3300
cggagaaacg ggcgaaatcg tgtgggacaa gggcagggac ttcgcaactg ttcgcaaagt	3360
gctctctatg ccgcaagtca atattgtgaa gaaaaccgaa gtgcaaaccg gcggatthttc	3420
aaaggaatcg atctctccaa agagaaatag cgacaagctc attgcacgca agaaagactg	3480
ggaccggaag aagtacggag gattcgattc gccgactgtc gcatactccg tcctcgtggg	3540
ggccaagggtg gagaagggaa agagcaaaaa gctcaaatcc gtcaaagagc tgctggggat	3600
taccatcatg gaacgatcct cgthtcgagaa gaaccgatt gattthctcgc aggcgaaggg	3660
ttacaaggag gtgaagaagg atctgatcat caaactcccc aagtactcac tgttcgaact	3720
ggaaaatggt cggaagcgcg tgctggcttc ggccggagaa ctccaaaaag gaaatgagct	3780

2018-09-27\_01155-0013-00PCT\_ST25.txt

ggccttgcct agcaagtacg tcaacttcct ctatcttgct tcgcactacg aaaaactcaa 3840  
 agggtcaccg gaagataacg aacagaagca gcttttcgtg gagcagcaca agcattatct 3900  
 ggatgaaatc atcgaacaaa tctccgagtt ttcaaagcgc gtgatcctcg ccgacgccaa 3960  
 cctcgacaaa gtcctgtcgg cctacaataa gcatagagat aagccgatca gagaacaggc 4020  
 cgagaacatt atccacttgt tcaccctgac taacctggga gccccagccg ctttcaagta 4080  
 cttcgatact actatcgatc gcaaaagata cacgtccacc aaggaagttc tggacgcgac 4140  
 cctgatccac caaagcatca ctggactcta cgaaactagg atcgatctgt cgcagctggg 4200  
 tggcgattga tagtctagcc atcacattta aaagcatctc agcctaccat gagaataaga 4260  
 gaaagaaaat gaagatcaat agcttattca tctctttttc tttttcgttg gtgtaaagcc 4320  
 aacaccctgt ctaaaaaaca taaatttctt taatcatttt gcctcttttc tctgtgcttc 4380  
 aattaataaa aaatggaaag aacctcgag 4409

<210> 250

<211> 4140

<212> DNA

<213> Artificial Sequence

<220>

<223> Synthetic: Cas9 ORF with splice junctions removed; 12.75% U content

<400> 250

atggacaaga agtacagcat cggactggac atcggaacaa acagcgtcgg atgggcagtc 60  
 atcacagacg aatacaaggt cccgagcaag aagttcaagg tcctgggaaa cacagacaga 120  
 cacagcatca agaagaacct gatcggagca ctgctgttcg acagcggaga aacagcagaa 180  
 gcaacaagac tgaagagaac agcaagaaga agatacacia gaagaaagaa cagaatctgc 240  
 tacctgcagg aaatcttcag caacgaaatg gcaaaggtcg acgacagctt cttccaccgg 300  
 ctggaagaaa gcttcctggt cgaagaagac aagaagcacg aaagacaccc gatcttcgga 360  
 aacatcgtcg acgaagtcgc ataccacgaa aagtacccga caatctacca cctgagaaag 420

aagctggtcg	acagcacaga	caaggcagac	ctgagactga	tctacctggc	actggcacac	480
atgatcaagt	tcagaggaca	cttcctgata	gaaggagacc	tgaacccgga	caacagcgac	540
gtcgacaagc	tgttcatcca	gctggtccag	acatacaacc	agctgttcga	agaaaacccg	600
atcaacgcaa	gcggagtcga	cgcaaaggca	atcctgagcg	caagactgag	caagagcaga	660
agactggaaa	acctgatcgc	acagctgccg	ggagaaaaga	agaacggact	gttcggaaac	720
ctgatcgcac	tgagcctggg	actgacaccg	aacttcaaga	gcaacttcga	cctggcagaa	780
gacgcaaagc	tgacagctgag	caaggacaca	tacgacgacg	acctggacaa	cctgctggca	840
cagatcggag	accagtacgc	agacctgttc	ctggcagcaa	agaacctgag	cgacgcaatc	900
ctgctgagcg	acatcctgag	agtcaacaca	gaaatcacia	aggcaccgct	gagcgcaagc	960
atgatcaaga	gatacgacga	acaccaccag	gacctgacac	tgctgaaggc	actggtcaga	1020
cagcagctgc	cggaaaagta	caaggaaatc	ttcttcgacc	agagcaagaa	cggatacgca	1080
ggatacatcg	acggaggagc	aagccaggaa	gaattctaca	agttcatcaa	gccgatcctg	1140
gaaaagatgg	acggaacaga	agaactgctg	gtcaagctga	acagagaaga	cctgctgaga	1200
aagcagagaa	cattcgacaa	cggaagcatc	ccgcaccaga	tccacctggg	agaactgcac	1260
gcaatcctga	gaagacagga	agacttctac	ccgttcctga	aggacaacag	agaaaagatc	1320
gaaaagatcc	tgacattcag	aatcccgtac	tacgtcggac	cgctggcaag	aggaaacagc	1380
agattcgcac	ggatgacaag	aaagagcgaa	gaaacaatca	caccgtggaa	cttcgaagaa	1440
gtcgtcgaca	aggagcaag	cgcacagagc	ttcatcgaaa	gaatgacaaa	cttcgacaag	1500
aacctgccga	acgaaaaggt	cctgccgaag	cacagcctgc	tgtacgaata	cttcacagtc	1560
tacaacgaac	tgacaaaggt	caagtacgtc	acagaaggaa	tgagaaagcc	ggcattcctg	1620
agcggagaac	agaagaaggc	aatcgtcgac	ctgctgttca	agacaaacag	aaaggtcaca	1680
gtcaagcagc	tgaaggaaga	ctacttcaag	aagatcgaat	gcttcgacag	cgtcgaaatc	1740
agcggagtcg	aagacagatt	caacgcaagc	ctgggaacat	accacgacct	gctgaagatc	1800
atcaaggaca	aggacttctt	ggacaacgaa	gaaaacgaag	acatcctgga	agacatcgtc	1860

ctgacactga cactgttcga agacagagaa atgatcgaag aaagactgaa gacatacgca	1920
cacctgttcg acgacaaggt catgaagcag ctgaagagaa gaagatacac aggatgggga	1980
agactgagca gaaagctgat caacggaatc agagacaagc agagcggaaa gacaatcctg	2040
gacttcctga agagcgacgg attcgcaaac agaaacttca tgcagctgat ccacgacgac	2100
agcctgacat tcaaggaaga catccagaag gcacaggtca gcggacaggg agacagcctg	2160
cacgaacaca tcgcaaacct ggacaggaagc ccggcaatca agaagggaat cctgcagaca	2220
gtcaaggctg tcgacgaact ggtcaaggtc atgggaagac acaagccgga aaacatcgtc	2280
atcgaaatgg caagagaaaa ccagacaaca cagaaggac agagaacag cagagaaaga	2340
atgaagagaa tcgaagaagg aatcaaggaa ctgggaagcc agatcctgaa ggaacacccg	2400
gtcgaaaaca cacagctgca gaacgaaaag ctgtacctgt actacctgca aaacggaaga	2460
gacatgtacg tcgaccagga actggacatc aacagactga gcgactacga cgtcgaccac	2520
atcgtcccgc agagcttcct gaaggacgac agcatcgaca acaaggtcct gacaagaagc	2580
gacaagaaca gaggaaagag cgacaacgtc ccgagcgaag aagtcgtcaa gaagatgaag	2640
aactactgga gacagctgct gaacgcaaag ctgatcacac agagaaagtt cgacaacctg	2700
acaaaggcag agagaggagg actgagcga ctggacaagg caggattcat caagagacag	2760
ctggctgaaa caagacagat caciaagcac gtcgcacaga tcctggacag cagaatgaac	2820
acaaagtacg acgaaaacga caagctgatc agagaagtca aggtcatcac actgaagagc	2880
aagctggtca gcgacttcag aaaggacttc cagttctaca aggtcagaga aatcaacaac	2940
taccaccacg cacacgacgc atacctgaac gcagtcgtcg gaacagcact gatcaagaag	3000
tacccgaagc tggaaagcga attcgtctac ggagactaca aggtctacga cgtcagaaaag	3060
atgatcgsaa agagcgaaca ggaaatcgga aaggcaacag caaagtactt cttctacagc	3120
aacatcatga acttcttcaa gacagaaatc aactggcaa acggagaaat cagaaagaga	3180
ccgctgatcg aaacaaacgg agaaacagga gaaatcgtct gggacaaggg aagagacttc	3240
gcaacagtca gaaaggtcct gagcatgccg caggtcaaca tcgtcaagaa gacagaagtc	3300



cagacaggag gattcagcaa ggaaagcatc ctgccgaaga gaaacagcga caagctgatc 3360  
 gcaagaaaga aggactggga cccgaagaag tacggaggat tcgacagccc gacagtcgca 3420  
 tacagcgtcc tggtcgtcgc aaaggtcgaa aagggaaga gcaagaagct gaagagcgtc 3480  
 aaggaactgc tgggaatcac aatcatggaa agaagcagct tcgaaaagaa cccgatcgac 3540  
 ttcttgggaag caaaggata caaggaagtc aagaaggacc tgatcatcaa gctgccgaag 3600  
 tacagcctgt tcgaactgga aaacggaaga aagagaatgc tggcaagcgc aggagaactg 3660  
 cagaaggga acgaactggc actgccgagc aagtacgtca acttctgta cctggcaagc 3720  
 cactacgaaa agctgaaggg aagcccggaa gacaacgaac agaagcagct gttcgtcgaa 3780  
 cagcacaagc actacctgga cgaaatcatc gaacagatca gcgaattcag caagagagtc 3840  
 atcctggcag acgcaaacct ggacaaggtc ctgagcgcac acaacaagca cagagacaag 3900  
 ccgatcagag aacaggcaga aaacatcatc cacctgttca cactgacaaa cctgggagca 3960  
 ccggcagcat tcaagtactt cgacacaaca atcgacagaa agagatacac aagcacaag 4020  
 gaagtcctgg acgcaacact gatccaccag agcatcacag gactgtacga aacaagaatc 4080  
 gacctgagcc agctgggagg agacggagga ggaagcccga agaagaagag aaaggtctag 4140

<210> 251  
 <211> 4411  
 <212> DNA  
 <213> Artificial Sequence

<220>

<223> Synthetic: Cas9 transcript with 5 UTR of HSD, ORF corresponding  
 to SEQ ID NO: 250, Kozak sequence, and 3 UTR of ALB

<400> 251  
 gggtdccgca gtcggcgtcc agcggctctg cttgttcgtg tgtgtgtcgt tgcaggcctt 60  
 attcggatcc gccaccatgg acaagaagta cagcatcgga ctggacatcg gaacaaacag 120  
 cgtcggatgg gcagtcatca cagacgaata caaggtcccg agcaagaagt tcaaggtcct 180  
 gggaaacaca gacagacaca gcatcaagaa gaacctgatc ggagcactgc tgttcgacag 240  
 cggagaaaca gcagaagcaa caagactgaa gagaacagca agaagaagat acacaagaag 300

2018-09-27\_01155-0013-00PCT\_ST25.txt

aaagaacaga atctgctacc tgcaggaaat cttcagcaac gaaatggcaa aggtcgacga	360
cagcttcttc caccggctgg aagaaagctt cctggtcgaa gaagacaaga agcacgaaag	420
acacccgatc ttcggaaaca tcgtcgacga agtcgcatac cacgaaaagt acccgacaat	480
ctaccacctg agaaagaagc tggtcgacag cacagacaag gcagacctga gactgatcta	540
cctggcactg gcacacatga tcaagttcag aggacacttc ctgatcgaag gagacctgaa	600
cccggacaac agcgacgtcg acaagctggt catccagctg gtccagacat acaaccagct	660
gttcgaagaa aacccgatca acgcaagcgg agtcgacgca aaggcaatcc tgagcgcaag	720
actgagcaag agcagaagac tggaaaacct gatcgcacag ctgccgggag aaaagaagaa	780
cggactgttc ggaaacctga tcgactgag cctgggactg acaccgaact tcaagagcaa	840
cttcgacctg gcagaagacg caaagctgca gctgagcaag gacacatacg acgacgacct	900
ggacaacctg ctggcacaga tcggagacca gtacgcagac ctgttcctgg cagcaaagaa	960
cctgagcgac gcaatcctgc tgagcgacat cctgagagtc aacacagaaa tcacaaaggc	1020
accgctgagc gcaagcatga tcaagagata cgacgaacac caccaggacc tgacactgct	1080
gaaggcactg gtcagacagc agctgccgga aaagtacaag gaaatcttct tcgaccagag	1140
caagaacgga tacgcaggat acatcgacgg aggagcaagc caggaagaat tctacaagtt	1200
catcaagccg atcctggaaa agatggacgg aacagaagaa ctgctggtca agctgaacag	1260
agaagacctg ctgagaaagc agagaacatt cgacaacgga agcatcccgc accagatcca	1320
cctgggagaa ctgcacgcaa tcctgagaag acaggaagac ttctaccctg tcctgaagga	1380
caacagagaa aagatcgaag agatcctgac attcagaatc ccgtactacg tcggaccgct	1440
ggcaagagga aacagcagat tcgcatggat gacaagaaag agcgaagaaa caatcacacc	1500
gtggaacttc gaagaagtcg tcgacaaggg agcaagcgca cagagcttca tcgaaagaat	1560
gacaaacttc gacaagaacc tgccgaacga aaaggtcctg ccgaagcaca gcctgctgta	1620
cgaatacttc acagtctaca acgaactgac aaaggtcaag tacgtcacag aaggaatgag	1680
aaagccggca ttcctgagcg gagaacagaa gaaggcaatc gtcgacctgc tgttcaagac	1740

2018-09-27\_01155-0013-00PCT\_ST25.txt

aaacagaaag gtcacagtca agcagctgaa ggaagactac ttcaagaaga tcgaatgctt	1800
cgacagcgtc gaaatcagcg gagtcgaaga cagattcaac gcaagcctgg gaacatacca	1860
cgacctgctg aagatcatca aggacaagga cttcctggac aacgaagaaa acgaagacat	1920
cctggaagac atcgtcctga cactgacact gttcgaagac agagaaatga tcgaagaaag	1980
actgaagaca tacgcacacc tgttcgacga caaggtcatg aagcagctga agagaagaag	2040
atacacagga tggggaagac tgagcagaaa gctgatcaac ggaatcagag acaagcagag	2100
cggaaagaca atcctggact tcctgaagag cgacggattc gcaaacagaa acttcatgca	2160
gctgatccac gacgacagcc tgacattcaa ggaagacatc cagaaggcac aggtcagcgg	2220
acagggagac agcctgcacg aacacatcgc aaacctggca ggaagcccgg caatcaagaa	2280
gggaatcctg cagacagtca aggtcgtcga cgaactggtc aaggtcatgg gaagacacaa	2340
gccggaaaac atcgtcatcg aatggcaag agaaaaccag acaacacaga agggacagaa	2400
gaacagcaga gaaagaatga agagaatcga agaaggaatc aaggaactgg gaagccagat	2460
cctgaaggaa cacccggtcg aaaacacaca gctgcagaac gaaaagctgt acctgtacta	2520
cctgcaaaac ggaagagaca tgtacgtcga ccaggaactg gacatcaaca gactgagcga	2580
ctacgacgtc gaccacatcg tcccgcagag cttcctgaag gacgacagca tcgacaacaa	2640
ggtcctgaca agaagcgaca agaacagagg aaagagcgac aacgtcccga gcgaagaagt	2700
cgtcaagaag atgaagaact actggagaca gctgctgaac gcaaagctga tcacacagag	2760
aaagttcgac aacctgacaa aggcagagag aggaggactg agcgaactgg acaaggcagg	2820
attcatcaag agacagctgg tcgaaacaag acagatcaca aagcacgtcg cacagatcct	2880
ggacagcaga atgaacacaa agtacgacga aaacgacaag ctgatcagag aagtcaaggt	2940
catcacactg aagagcaagc tggtcagcga cttcagaaag gacttccagt tctacaaggt	3000
cagagaaatc aacaactacc accacgcaca cgacgcatac ctgaacgcag tcgtcggaac	3060
agcactgatc aagaagtacc cgaagctgga aagcgaattc gtctacggag actacaaggt	3120
ctacgacgtc agaaagatga tcgcaaagag cgaacaggaa atcggaaagg caacagcaaa	3180

2018-09-27\_01155-0013-00PCT\_ST25.txt

gtacttcttc tacagcaaca tcatgaactt cttcaagaca gaaatcacac tggcaaacgg 3240  
 agaaatcaga aagagaccgc tgatcgaaac aaacggagaa acaggagaaa tcgtctggga 3300  
 caaggggaaga gacttcgcaa cagtcagaaa ggtcctgagc atgccgcagg tcaacatcgt 3360  
 caagaagaca gaagtccaga caggaggatt cagcaaggaa agcatcctgc cgaagagaaa 3420  
 cagcgacaag ctgatcgcaa gaaagaagga ctgggacccg aagaagtacg gaggattcga 3480  
 cagcccgaca gtcgcataca gcgtcctggg cgctgcaaag gtcgaaaagg gaaagagcaa 3540  
 gaagctgaag agcgtcaagg aactgctggg aatcacaatc atggaaagaa gcagcttcga 3600  
 aaagaacccg atcgacttcc tggaagcaaa gggataacaag gaagtcaaga aggacctgat 3660  
 catcaagctg ccgaagtaca gcctgttcga actggaaaac ggaagaaaga gaatgctggc 3720  
 aagcgcagga gaactgcaga agggaaacga actggcactg ccgagcaagt acgtcaactt 3780  
 cctgtacctg gcaagccact acgaaaagct gaaggggaagc ccggaagaca acgaacagaa 3840  
 gcagctgttc gtcgaacagc acaagcacta cctggacgaa atcatcgaac agatcagcga 3900  
 attcagcaag agagtcattc tggcagacgc aaacctggac aaggtcctga gcgcatacaa 3960  
 caagcacaga gacaagccga tcagagaaca ggcagaaaac atcatccacc tgttcacact 4020  
 gacaaacctg ggagcaccgg cagcattcaa gtacttcgac acaacaatcg acagaaagag 4080  
 atacacaagc acaaaggaag tcctggacgc aacctgatc caccagagca tcacaggact 4140  
 gtacgaaaca agaatcgacc tgagccagct gggaggagac ggaggaggaa gcccgaagaa 4200  
 gaagagaaaag gtctagctag ccatcacatt taaaagcatc tcagcctacc atgagaataa 4260  
 gagaaagaaa atgaagatca atagcttatt catctctttt tctttttcgt tgggtgtaaag 4320  
 ccaacaccct gtctaaaaaa cataaatttc tttaatcatt ttgcctcttt tctctgtgct 4380  
 tcaattaata aaaaatggaa agaacctcga g 4411

<210> 252  
 <211> 4140  
 <212> DNA  
 <213> Artificial Sequence

&lt;220&gt;

<223> Synthetic: Cas9 ORF with minimal uridine codons frequently used  
in humans in general; 12.75% U content

&lt;400&gt; 252

atggacaaga agtacagcat cggcctggac atcggcacca acagcgtggg ctgggccgtg	60
atcaccgacg agtacaaggt gcccagcaag aagttcaagg tgctgggcaa caccgacaga	120
cacagcatca agaagaacct gatcggcgcc ctgctgttcg acagcggcga gaccgccgag	180
gccaccagac tgaagagaac cgccagaaga agatacacca gaagaaagaa cagaatctgc	240
tacctgcagg agatcttcag caacgagatg gccaaaggtgg acgacagctt cttccacaga	300
ctggaggaga gcttcctggt ggaggaggac aagaagcacg agagacacc catcttcggc	360
aacatcgtgg acgaggtggc ctaccacgag aagtaccca ccatctacca cctgagaaag	420
aagctggtgg acagcaccga caaggccgac ctgagactga tctacctggc cctggcccac	480
atgatcaagt tcagaggcca cttcctgatc gagggcgacc tgaaccccga caacagcgac	540
gtggacaagc tgttcatcca gctggtgcag acctacaacc agctgttcga ggagaacccc	600
atcaacgcca gcggcgtgga cgccaaggcc atcctgagcg ccagactgag caagagcaga	660
agactggaga acctgatcgc ccagctgccc ggcgagaaga agaacggcct gttcggcaac	720
ctgatcggcc tgagcctggg cctgaccccc aacttcaaga gcaacttcga cctggccgag	780
gacgccaagc tgcagctgag caaggacacc tacgacgacg acctggacaa cctgctggcc	840
cagatcggcg accagtacgc cgacctgttc ctggccgcca agaacctgag cgacgccatc	900
ctgctgagcg acatcctgag agtgaacacc gagatcacca aggccccct gagcgccagc	960
atgatcaaga gatacgacga gcaccaccag gacctgacct tgctgaaggc cctggtgaga	1020
cagcagctgc ccgagaagta caaggagatc ttcttcgacc agagcaagaa cggctacgcc	1080
ggctacatcg acggcggcgc cagccaggag gagttctaca agttcatcaa gccatcctg	1140
gagaagatgg acggcaccga ggagctgctg gtgaagctga acagagagga cctgctgaga	1200
aagcagagaa ccttcgacaa cggcagcatc cccaccaga tccacctggg cgagctgcac	1260

## 2018-09-27\_01155-0013-00PCT\_ST25.txt

gccatcctga	gaagacagga	ggacttctac	cccttcctga	aggacaacag	agagaagatc	1320
gagaagatcc	tgaccttcag	aatcccctac	tacgtgggcc	ccctggccag	aggcaacagc	1380
agattcgcct	ggatgaccag	aaagagcgag	gagaccatca	ccccctggaa	cttcgaggag	1440
gtggtggaca	agggcgccag	cgcccagagc	ttcatcgaga	gaatgaccaa	cttcgacaag	1500
aacctgccc	acgagaaggt	gctgcccaag	cacagcctgc	tgtacgagta	cttcaccgtg	1560
tacaacgagc	tgaccaaggt	gaagtacgtg	accgagggca	tgagaaagcc	cgcttcctg	1620
agcggcgagc	agaagaaggc	catcgtggac	ctgctgttca	agaccaacag	aaaggtgacc	1680
gtgaagcagc	tgaaggagga	ctacttcaag	aagatcgagt	gcttcgacag	cgtggagatc	1740
agcggcgtgg	aggacagatt	caacgccagc	ctgggcacct	accacgacct	gctgaagatc	1800
atcaaggaca	aggacttctt	ggacaacgag	gagaacgagg	acatcctgga	ggacatcgtg	1860
ctgaccctga	ccctgttcga	ggacagagag	atgatcgagg	agagactgaa	gacctacgcc	1920
cacctgttcg	acgacaaggt	gatgaagcag	ctgaagagaa	gaagatacac	cggctggggc	1980
agactgagca	gaaagctgat	caacggcatc	agagacaagc	agagcggcaa	gaccatcctg	2040
gacttcctga	agagcgacgg	cttcgccaac	agaaacttca	tgcagctgat	ccacgacgac	2100
agcctgacct	tcaaggagga	catccagaag	gcccaggtga	gcggccaggg	cgacagcctg	2160
cacgagcaca	tcgccaacct	ggccggcagc	cccgccatca	agaaggcat	cctgcagacc	2220
gtgaaggtgg	tggacgagct	ggtgaaggtg	atgggcagac	acaagcccga	gaacatcgtg	2280
atcgagatgg	ccagagagaa	ccagaccacc	cagaagggcc	agaagaacag	cagagagaga	2340
atgaagagaa	tcgaggaggg	catcaaggag	ctgggcagcc	agatcctgaa	ggagcacccc	2400
gtggagaaca	cccagctgca	gaacgagaag	ctgtacctgt	actacctgca	gaacggcaga	2460
gacatgtacg	tggaccagga	gctggacatc	aacagactga	gcgactacga	cgtggaccac	2520
atcgtgcccc	agagcttctt	gaaggacgac	agcatcgaca	acaaggtgct	gaccagaagc	2580
gacaagaaca	gaggcaagag	cgacaacgtg	cccagcgagg	aggtggtgaa	gaagatgaag	2640
aactactgga	gacagctgct	gaacgccaa	ctgatcacc	agagaaagtt	cgacaacctg	2700

accaaggccg agagaggcgg cctgagcgag ctggacaagg ccggcttcat caagagacag	2760
ctggtggaga ccagacagat caccaagcac gtggcccaga tcctggacag cagaatgaac	2820
accaagtacg acgagaacga caagctgatac agagaggtga aggtgatac cctgaagagc	2880
aagctggtga gcgacttcag aaaggacttc cagttctaca aggtgagaga gatcaacaac	2940
taccaccacg cccacgacgc ctacctgaac gccgtggtgg gcaccgcct gatcaagaag	3000
tacccaagc tggagagcga gttcgtgtac ggcgactaca aggtgtacga cgtgagaaag	3060
atgatcgcca agagcgagca ggagatcggc aaggccaccg ccaagtactt cttctacagc	3120
aacatcatga acttcttcaa gaccgagatc accctggcca acggcgagat cagaaagaga	3180
cccctgatcg agaccaacgg cgagaccggc gagatcgtgt gggacaaggg cagagacttc	3240
gccaccgtga gaaaggtgct gagcatgccc caggtgaaca tcgtgaagaa gaccgaggtg	3300
cagaccggcg gcttcagcaa ggagagcatc ctgccaaga gaaacagcga caagctgatac	3360
gccagaaaaga aggactggga cccaagaag tacggcggct tcgacagccc caccgtggcc	3420
tacagcgtgc tgggtggtggc caaggtggag aagggaaga gcaagaagct gaagagcgtg	3480
aaggagctgc tgggcatcac catcatggag agaagcagct tcgagaagaa cccatcgac	3540
ttcctggagg ccaagggcta caaggaggtg aagaaggacc tgatcatcaa gctgccaag	3600
tacagcctgt tcgagctgga gaacggcaga aagagaatgc tggccagcgc cggcgagctg	3660
cagaagggca acgagctggc cctgcccagc aagtacgtga acttcctgta cctggccagc	3720
cactacgaga agctgaaggg cagccccgag gacaacgagc agaagcagct gttcgtggag	3780
cagcacaagc actacctgga cgagatcatc gagcagatca gcgagttcag caagagagtg	3840
atcctggccg acgccaacct ggacaaggtg ctgagcgcct acaacaagca cagagacaag	3900
cccatcagag agcaggccga gaacatcatc cacctgttca ccctgaccaa cctgggcgcc	3960
ccgcccct tcaagtactt cgacaccacc atcgacagaa agagatacac cagcaccaag	4020
gaggtgctgg acgccaccct gatccaccag agcatcaccg gcctgtacga gaccagaatc	4080
gacctgagcc agctgggcgg cgacggcggc ggacgcccc aagaagaagag aaaggtgtga	4140

<210> 253  
 <211> 4411  
 <212> DNA  
 <213> Artificial Sequence

<220>  
 <223> Synthetic: Cas9 transcript with 5 UTR of HSD, ORF corresponding to SEQ ID NO: 252, Kozak sequence, and 3 UTR of ALB

<400> 253  
 gggccccgca gtcggcgtcc agcggctctg cttgttcgtg tgtgtgtcgt tgcaggcctt 60  
 attcggatcc gccacatgg acaagaagta cagcatcggc ctggacatcg gcaccaacag 120  
 cgtgggctgg gccgtgatca ccgacgagta caaggtgccc agcaagaagt tcaaggtgct 180  
 gggcaacacc gacagacaca gcatcaagaa gaacctgatc ggcgccctgc tgttcgacag 240  
 cggcgagacc gccgaggcca ccagactgaa gagaaccgcc agaagaagat acaccagaag 300  
 aaagaacaga atctgctacc tgcaggagat cttcagcaac gagatggcca aggtggacga 360  
 cagcttcttc cacagactgg aggagagctt cctgggtggag gaggacaaga agcacgagag 420  
 acaccccatc ttcggcaaca tcgtggacga ggtggcctac cacgagaagt accccacat 480  
 ctaccacctg agaaagaagc tgggtggacag caccgacaag gccgacctga gactgatcta 540  
 cctggccctg gccacatga tcaagttcag aggccacttc ctgatcgagg gcgacctgaa 600  
 ccccgacaac agcgacgtgg acaagctggt catccagctg gtgcagacct acaaccagct 660  
 gttcgaggag aaccccatca acgccagcgg cgtggacgcc aaggccatcc tgagcgccag 720  
 actgagcaag agcagaagac tggagaacct gatcgcccag ctgcccggcg agaagaagaa 780  
 cggcctgttc ggcaacctga tcgccctgag cctgggcctg acccccaact tcaagagcaa 840  
 cttcgacctg gccgaggacg ccaagctgca gctgagcaag gacacctacg acgacgacct 900  
 ggacaacctg ctggcccaga tcggcgacca gtacgccgac ctgttccttg ccgccaagaa 960  
 cctgagcgac gccatcctgc tgagcgacat cctgagagtg aacaccgaga tcaccaaggc 1020  
 ccccctgagc gccagcatga tcaagagata cgacgagcac caccaggacc tgaccctgct 1080  
 gaaggccctg gtgagacagc agctgcccga gaagtacaag gagatcttct tcgaccagag 1140



## 2018-09-27\_01155-0013-00PCT\_ST25.txt

caagaacggc tacgccggct acatcgacgg cggcgccagc caggaggagt tctacaagtt	1200
catcaagccc atcctggaga agatggacgg caccgaggag ctgctggtga agctgaacag	1260
agaggacctg ctgagaaaagc agagaacctt cgacaacggc agcatcccc accagatcca	1320
cctgggcgag ctgcacgccca tcctgagaag acaggaggac ttctaccct tcctgaagga	1380
caacagagag aagatcgaga agatcctgac cttcagaatc ccctactacg tgggccccct	1440
ggccagaggc aacagcagat tgcctggat gaccagaaag agcgaggaga ccatcacccc	1500
ctggaacttc gaggaggtgg tggacaaggg cgccagcgcc cagagcttca tcgagagaat	1560
gaccaacttc gacaagaacc tgcccaacga gaaggtgctg cccaagcaca gcctgctgta	1620
cgagtacttc accgtgtaca acgagctgac caaggtgaag tacgtgaccg agggcatgag	1680
aaagcccgcc ttctgagcg gcgagcagaa gaaggccatc gtggacctgc tgttcaagac	1740
caacagaaaag gtgaccgtga agcagctgaa ggaggactac ttcaagaaga tcgagtgctt	1800
cgacagcgtg gagatcagcg gcgtggagga cagattcaac gccagcctgg gcacctacca	1860
cgacctgctg aagatcatca aggacaagga cttcctggac aacgaggaga acgaggacat	1920
cctggaggac atcgtgctga ccctgaccct gttcaggagc agagagatga tcgaggagag	1980
actgaagacc tacgcccacc tgttcgacga caaggtgatg aagcagctga agagaagaag	2040
atacaccggc tggggcgagc tgagcagaaa gctgatcaac ggcatcagag acaagcagag	2100
cggcaagacc atcctggact tcctgaagag cgacggcttc gccaacagaa acttcatgca	2160
gctgatccac gacgacagcc tgaccttcaa ggaggacatc cagaaggccc aggtgagcgg	2220
ccagggcgac agcctgcacg agcacatcgc caacctggcc ggagccccg ccatcaagaa	2280
gggcatcctg cagacctga aggtggtgga cgagctggtg aaggtgatgg gcagacacaa	2340
gcccgagaac atcgtgatcg agatggccag agagaaccag accaccaga agggccagaa	2400
gaacagcaga gagagaatga agagaatcga ggagggcatc aaggagctgg gcagccagat	2460
cctgaaggag caccctgtgg agaacacca gctgcagaac gagaagctgt acctgtacta	2520
cctgcagaac ggagagaca tgtacgtgga ccaggagctg gacatcaaca gactgagcga	2580

## 2018-09-27\_01155-0013-00PCT\_ST25.txt

ctacgacgtg gaccacatcg tgccccagag cttcctgaag gacgacagca tcgacaacaa	2640
ggtgctgacc agaagcgaca agaacagagg caagagcgac aacgtgccca gcgaggaggt	2700
ggtgaagaag atgaagaact actggagaca gctgctgaac gccaaagctga tcacccagag	2760
aaagttcgac aacctgacca aggccgagag aggcggcctg agcgagctgg acaaggccgg	2820
cttcatcaag agacagctgg tggagaccag acagatcacc aagcacgtgg cccagatcct	2880
ggacagcaga atgaacacca agtacgacga gaacgacaag ctgatcagag aggtgaaggt	2940
gatcacctg aagagcaagc tggtagcga cttcagaaag gacttccagt tctacaaggt	3000
gagagagatc aacaactacc accacgcca cgacgcctac ctgaacgccg tggtagggcac	3060
cgccctgatc aagaagtacc ccaagctgga gagcgagttc gtgtacggcg actacaaggt	3120
gtacgacgtg agaaagatga tcgccaagag cgagcaggag atcggcaagg ccaccgcaa	3180
gtacttcttc tacagcaaca tcatgaactt cttcaagacc gagatcacc tggccaacgg	3240
cgagatcaga aagagacccc tgatcgagac caacggcgag accggcgaga tcgtgtggga	3300
caagggcaga gacttcgcca ccgtgagaaa ggtgctgagc atgccccagg tgaacatcgt	3360
gaagaagacc gaggtgcaga ccggcggctt cagcaaggag agcatcctgc ccaagagaaa	3420
cagcgacaag ctgatcgcca gaaagaagga ctgggacccc aagaagtacg gcggcttcga	3480
cagccccacc gtggcctaca gcgtgctggt ggtggccaag gtggagaagg gcaagagcaa	3540
gaagctgaag agcgtgaagg agctgctggg catcaccatc atggagagaa gcagcttcga	3600
gaagaacccc atcgacttcc tggaggccaa gggctacaag gaggtgaaga aggacctgat	3660
catcaagctg cccaagtaca gcctgttcga gctggagaac ggcagaaaga gaatgctggc	3720
cagcgccggc gagctgcaga agggcaacga gctggccctg cccagcaagt acgtgaactt	3780
cctgtacctg gccagccact acgagaagct gaagggcagc cccgaggaca acgagcagaa	3840
gcagctgttc gtggagcagc acaagcacta cctggacgag atcatcgagc agatcagcga	3900
gttcagcaag agagtgatcc tggccgacgc caacctggac aaggtgctga ggcctacaa	3960
caagcacaga gacaagccca tcagagagca ggccgagaac atcatccacc tgttcaccct	4020

gaccaacctg ggcgccccg ccgccttcaa gtacttcgac accaccatcg acagaaagag 4080  
 atacaccagc accaaggagg tgctggacgc caccctgatc caccagagca tcaccggcct 4140  
 gtacgagacc agaatcgacc tgagccagct gggcggcgac ggcggcggca gccccaaagaa 4200  
 gaagagaaaag gtgtgactag ccatcacatt taaaagcatc tcagcctacc atgagaataa 4260  
 gagaaagaaa atgaagatca atagcttatt catctctttt tctttttcgt tgggtgtaaag 4320  
 ccaacaccct gtctaaaaaa cataaatttc tttaatcatt ttgcctcttt tctctgtgct 4380  
 tcaattaata aaaaatggaa agaacctcga g 4411

<210> 254  
 <211> 4140  
 <212> DNA  
 <213> Artificial Sequence

<220>  
 <223> Synthetic: Cas9 ORF with minimal uridine codons infrequently used  
 in humans in general; 12.75% U content

<400> 254  
 atggacaaaa aatacagcat agggctagac atagggacga acagcgtagg gtgggcggta 60  
 ataacggacg aatacaaagt accgagcaaa aaattcaaag tactagggaa cacggaccga 120  
 cacagcataa aaaaaaacct aataggggcg ctactattcg acagcgggga aacggcggaa 180  
 gcgacgcgac taaaacgaac ggcgcgacga cgatacacgc gacgaaaaaa ccgaatatgc 240  
 tacctacaag aaatattcag caacgaaatg gcgaaagtag acgacagctt cttccaccga 300  
 ctagaagaaa gcttcctagt agaagaagac aaaaaacacg aacgacacc gatattcggg 360  
 aacatagtag acgaagtagc gtaccacgaa aaataccgga cgatatacca cctacgaaaa 420  
 aaactagtag acagcacgga caaagcggac ctacgactaa tatacctagc gctagcgcac 480  
 atgataaaat tccgagggca cttcctaata gaaggggacc taaaccgga caacagcgac 540  
 gtagacaaac tattcataca actagtacaa acgtacaacc aactattcga agaaaacccg 600  
 ataaacgcga gcggggtaga cgcgaaagcg atactaagcg cgcgactaag caaaagccga 660

## 2018-09-27\_01155-0013-00PCT\_ST25.txt

cgactagaaa acctaatagc gcaactaccg ggggaaaaaa aaaacgggct attcgggaac	720
ctaatagcgc taagcctagg gctaacgccg aacttcaaaa gcaacttcga cctagcggaa	780
gacgcgaaac tacaactaag caaagacacg tacgacgacg acctagacaa cctactagcg	840
caaatagggg accaatacgc ggacctattc ctagcggcga aaaacctaag cgacgcgata	900
ctactaagcg acatactacg agtaaacacg gaaataacga aagcgccgct aagcgcgagc	960
atgataaaac gatacgacga acaccaccaa gacctaacgc tactaaaagc gctagtacga	1020
caacaactac cggaaaaata caaagaaata ttcttcgacc aaagcaaaaa cgggtacgcg	1080
gggtacatag acgggggggc gagccaagaa gaattctaca aattcataaa accgatacta	1140
gaaaaaatgg acgggacgga agaactacta gtaaaactaa accgagaaga cctactacga	1200
aaacaacgaa cgttcgacia cgggagcata ccgcaccaa tacacctagg ggaactacac	1260
gcgatactac gacgacaaga agacttctac ccgttcctaa aagacaaccg agaaaaaata	1320
gaaaaaatac taacgttccg aataccgtac tacgtagggc cgctagcgcg agggaacagc	1380
cgattcgcgt ggatgacgcg aaaaagcgaa gaaacgataa cgccgtggaa cttcgaagaa	1440
gtagtagaca aaggggcgag cgcgcaaagc ttcatagaac gaatgacgaa cttcgacaaa	1500
aacctaccga acgaaaaagt actaccgaaa cacagcctac tatacgaata cttcacggta	1560
tacaacgaac taacgaaagt aaaatacgta acggaaggga tgcgaaaacc ggcgttccta	1620
agcggggaac aaaaaaagc gatagtagac ctactattca aaacgaaccg aaaagtaacg	1680
gtaaaacaac taaaagaaga ctacttcaaa aaaatagaat gcttcgacag cgtagaaata	1740
agcgggtag aagaccgatt caacgcgagc ctagggacgt accacgacct actaaaaata	1800
ataaaagaca aagacttctt agacaacgaa gaaaacgaag acatactaga agacatagta	1860
ctaacgctaa cgctattcga agaccgagaa atgatagaag aacgactaaa aacgtacgcg	1920
cacctattcg acgacaaagt aatgaaacaa ctaaaacgac gacgatacac ggggtggggg	1980
cgactaagcc gaaaactaat aaacgggata cgagacaaac aaagcgggaa aacgatacta	2040
gacttcctaa aaagcgacgg gttcgcgaac cgaaacttca tgcaactaat acacgacgac	2100

agcctaacgt	tcaaagaaga	catacaaaaa	gcgcaagtaa	gcgggcaagg	ggacagccta	2160
cacgaacaca	tagcgaacct	agcgggggagc	ccggcgataa	aaaaagggat	actacaaacg	2220
gtaaaagtag	tagacgaact	agtaaaagta	atggggcgac	acaaaccgga	aaacatagta	2280
atagaaatgg	cgcgagaaaa	ccaaacgacg	caaaaagggc	aaaaaacag	ccgagaacga	2340
atgaaacgaa	tagaagaagg	gataaaagaa	ctagggagcc	aaatactaaa	agaacacccg	2400
gtagaaaaca	cgcaactaca	aaacgaaaaa	ctatacctat	actacctaca	aaacgggcga	2460
gacatgtacg	tagaccaaga	actagacata	aaccgactaa	gcgactacga	cgtagaccac	2520
atagtaccgc	aaagcttcct	aaaagacgac	agcatagaca	acaaagtact	aacgcgaagc	2580
gacaaaaacc	gagggaaaag	cgacaacgta	ccgagcgaag	aagtagtaaa	aaaaatgaaa	2640
aactactggc	gacaactact	aaacgcgaaa	ctaataacgc	aacgaaaatt	cgacaaccta	2700
acgaaagcgg	aacgaggggg	gctaagcgaa	ctagacaaag	cggggttcat	aaaacgacaa	2760
ctagtagaaa	cgcgacaaat	aacgaaacac	gtagcgcaaa	tactagacag	ccgaatgaac	2820
acgaaatacg	acgaaaacga	caactaata	cgagaagtaa	aagtaataac	gctaaaaagc	2880
aaactagtaa	gcgacttccg	aaaagacttc	caattctaca	aagtacgaga	aataaacaac	2940
taccaccacg	cgcacgacgc	gtacctaaac	gcggtagtag	ggacggcgct	aataaaaaaa	3000
tacccgaaac	tagaaagcga	attcgtatac	ggggactaca	aagtatacga	cgtagaaaaa	3060
atgatagcga	aaagcgaaca	agaaataggg	aaagcgacgg	cgaaatactt	cttctacagc	3120
aacataatga	acttcttcaa	aacggaaata	acgctagcga	acggggaaat	acgaaaacga	3180
ccgctaatag	aaacgaacgg	ggaaacgggg	gaaatagtat	gggacaaagg	gcgagacttc	3240
gcgacggtac	gaaaagtact	aagcatgccg	caagtaaaca	tagtaaaaaa	aacggaagta	3300
caaacggggg	ggttcagcaa	agaaagcata	ctaccgaaac	gaaacagcga	caactaata	3360
gcgcgaaaaa	aagactggga	cccgaaaaaa	tacggggggt	tcgacagccc	gacggtagcg	3420
tacagcgtac	tagtagtagc	gaaagtagaa	aaagggaaaa	gcaaaaaact	aaaaagcgta	3480
aaagaactac	tagggataac	gataatggaa	cgaagcagct	tcgaaaaaaa	cccgatagac	3540

ttcctagaag cgaagggtgta caaagaagta aaaaaagacc taataataaa actaccgaaa	3600
tacagcctat tcgaactaga aaacgggcca aaacgaatgc tagcgagcgc gggggaacta	3660
caaaaaggga acgaactagc gctaccgagc aaatacgtaa acttcctata cctagcgagc	3720
cactacgaaa aactaaaagg gagcccggaa gacaacgaac aaaaacaact attcgtagaa	3780
caacacaaac actacctaga cgaaataata gaacaaataa gcgaattcag caaacgagta	3840
atactagcgg acgcgaaact agacaaagta ctaagcgcgt acaacaaaca ccgagacaaa	3900
ccgatacgag aacaagcgga aacataata cacctattca cgctaacgaa cctaggggagc	3960
ccggcggcgt tcaaatactt cgacacgagc atagaccgaa aacgatacac gagcacgaaa	4020
gaagtactag acgcgagcgt aatacaccaa agcataacgg ggctatacga aacgcgaata	4080
gacctaagcc aactagggggg ggacggggggg gggagcccga aaaaaaacg aaaagtatga	4140

<210> 255  
 <211> 4411  
 <212> DNA  
 <213> Artificial Sequence

<220>  
 <223> Synthetic: Cas9 transcript with 5 UTR of HSD, ORF corresponding to SEQ ID NO: 254, Kozak sequence, and 3 UTR of ALB

<400> 255	
gggtcccgca gtcggcgtcc agcggctctg cttgttcgtg tgtgtgtcgt tgcaggcctt	60
attcggatcc gccacatgg acaaaaaata cagcataggg ctagacatag ggacgaacag	120
cgtagggtgg gcggtaataa cggacgaata caaagtaccg agcaaaaaat tcaaagtact	180
agggaacacg gaccgacaca gcataaaaaa aaacctaata ggggcgctac tattcgacag	240
cggggaaacg gcggaagcga cgcgactaaa acgaacggcg cgacgacgat acacgcgacg	300
aaaaaacgga atatgctacc tacaagaaat attcagcaac gaaatggcga aagtagacga	360
cagcttcttc caccgactag aagaaagctt cctagtagaa gaagacaaaa aacacgaacg	420
acacccgata ttcggaaca tagtagacga agtagcgtac cacgaaaaat acccgacgat	480
ataccaccta cgaaaaaac tagtagacag cacggacaaa gcggacctac gactaatata	540

2018-09-27\_01155-0013-00PCT\_ST25.txt

cctagcgcta gcgcacatga taaaattccg agggcacttc ctaatagaag gggacctaaa	600
cccggacaac agcgacgtag acaaactatt catacaacta gtacaaacgt acaaccaact	660
attcgaagaa aacccgataa acgcgagcgg ggtagacgcg aaagcgatac taagcgcgcg	720
actaagcaaa agccgacgac tagaaaacct aatagcgcaa ctaccggggg aaaaaaaaa	780
cgggctattc gggaacctaa tagcgctaag cctagggcta acgccgaact tcaaaagcaa	840
cttcgaccta gcggaagacg cgaaactaca actaagcaaa gacacgtacg acgacgacct	900
agacaaccta ctagcgcaaa taggggacca atacgcggac ctattcctag cggcgaaaaa	960
cctaagcgac gcgatactac taagcgacat actacgagta aacacggaaa taacgaaagc	1020
gccgctaagc gcgagcatga taaaacgata cgacgaacac caccaagacc taacgtact	1080
aaaagcgcta gtacgacaac aactaccgga aaaatacaaa gaaatattct tcgaccaag	1140
caaaaacggg tacgcgggggt acatagacgg gggggcgagc caagaagaat tctacaaatt	1200
cataaaaccg atactagaaa aatggacgg gacggaagaa ctactagtaa aactaaaccg	1260
agaagaccta ctacgaaaac aacgaacggt cgacaacggg agcataccgc accaaataca	1320
cctaggggaa ctacacgcga tactacgacg acaagaagac ttctaccgt tcctaaaaga	1380
caaccgagaa aaaatagaaa aaatactaac gttccgaata ccgtactacg tagggccgct	1440
agcgcgaggg aacagccgat tcgcgtggat gacgcgaaaa agcgaagaaa cgataacgcc	1500
gtggaacttc gaagaagtag tagacaaagg ggcgagcgcg caaagcttca tagaacgaat	1560
gacgaacttc gacaaaaacc taccgaacga aaaagtacta ccgaaacaca gcctactata	1620
cgaatacttc acggtataca acgaactaac gaaagtaaaa tacgtaacgg aagggatgcg	1680
aaaaccggcg ttcctaagcg gggaacaaaa aaaagcgata gtagacctac tattcaaac	1740
gaaccgaaaa gtaacggtaa aacaactaaa agaagactac ttcaaaaaaa tagaatgctt	1800
cgacagcgta gaaataagcg gggtagaaga ccgattcaac gcgagcctag ggacgtacca	1860
cgacctacta aaaataataa aagacaaaga cttcctagac aacgaagaaa acgaagacat	1920
actagaagac atagtactaa cgctaacgct attcgaagac cgagaaatga tagaagaacg	1980

## 2018-09-27\_01155-0013-00PCT\_ST25.txt

actaaaaacg tacgcgacc tattcgacga caaagtaatg aaacaactaa aacgacgacg	2040
atacacgggg tgggggac taagccgaaa actaataaac gggatacgag acaaacaaag	2100
cgggaaaacg atactagact tcctaaaaag cgacgggttc gcgaaccgaa acttcatgca	2160
actaatacac gacgacagcc taacgttcaa agaagacata caaaaagcgc aagtaagcgg	2220
gcaaggggac agcctacacg aacacatagc gaacctagcg gggagcccgg cgataaaaaa	2280
agggatacta caaacggtaa aagtagtaga cgaactagta aaagtaatgg ggcgacacaa	2340
accgaaaac atagtaatag aaatggcgcg agaaaaccaa acgacgcaa aagggcacaaa	2400
aaacagccga gaacgaatga aacgaataga agaagggata aaagaactag ggagccaaat	2460
actaaaagaa cacccggtag aaaacacgca actacaaaac gaaaaactat acctatacta	2520
cctacaaaac gggcgagaca tgtacgtaga ccaagaacta gacataaacc gactaagcga	2580
ctacgacgta gaccacatag taccgcaaag cttcctaaaa gacgacagca tagacaacaa	2640
agtactaacg cgaagcgaca aaaaccgagg gaaaagcgac aacgtaccga gcgaagaagt	2700
agtaaaaaaa atgaaaaact actggcgaca actactaac gcgaaactaa taacgcaacg	2760
aaaattcgac aacctaacga aagcggaaac aggggggcta agcgaactag acaaagcggg	2820
gttcataaaa cgacaactag tagaaacgcg acaaataacg aaacacgtag cgcaaatact	2880
agacagccga atgaacacga aatacgacga aaacgacaaa ctaatacgag aagtaaaagt	2940
aataacgcta aaaagcaaac tagtaagcga cttccgaaaa gacttccaat tctacaaagt	3000
acgagaaata aacaactacc accacgcgca cgacgcgtac ctaaacgcgg tagtagggac	3060
ggcgctaata aaaaaatacc cgaaactaga aagcgaattc gtatacgggg actacaaagt	3120
atacgacgta cgaaaaatga tagcgaaaag cgaacaagaa atagggaaag cgacggcgaa	3180
atacttcttc tacagcaaca taatgaactt cttcaaacg gaaataacgc tagcgaacgg	3240
ggaaatacga aaacgaccgc taatagaaac gaacggggaa acgggggaaa tagtatggga	3300
caaagggcga gacttcgca cggtacgaaa agtactaagc atgccgcaag taaacatagt	3360
aaaaaaaacg gaagtacaaa cgggggggtt cagcaaagaa agcatactac cgaaacgaaa	3420



cagcgacaaa ctaatagcgc gaaaaaaaga ctgggacccg aaaaaatacg gggggttcga 3480  
cagcccgcgc gtagcgtaca gcgtactagt agtagcgaaa gtagaaaaag ggaaaagcaa 3540  
aaaactaaaa agcgtaaaag aactactagg gataacgata atggaacgaa gcagcttcga 3600  
aaaaaacccg atagacttcc tagaagcgaa aggggtacaaa gaagtaaaaa aagacctaata 3660  
aataaaaacta ccgaaataca gcctattcga actagaaaac gggcgaaaac gaatgctagc 3720  
gagcgcgggg gaactacaaa aagggaacga actagcgcta ccgagcaaata acgtaaactt 3780  
cctataccta gcgagccact acgaaaaact aaaagggagc ccggaagaca acgaacaaaa 3840  
acaactattc gtagaacaac acaaacacta cctagacgaa ataatagaac aaataagcga 3900  
attcagcaaa cgagtaatac tagcggcgc gaacctagac aaagtactaa gcgcgtacaa 3960  
caaacaccga gacaaaccga tacgagaaca agcggaaaac ataatacacc tattcacgct 4020  
aacgaaccta ggggcgccgg cggcgttcaa atacttcgac acgacgatag accgaaaacg 4080  
atacacgagc acgaaagaag tactagacgc gacgctaata caccaaagca taacggggct 4140  
atacgaaacg cgaatagacc taagccaact aggggggggac ggggggggga gcccgaaaaa 4200  
aaaacgaaaa gtatgactag ccatcacatt taaaagcatc tcagcctacc atgagaataa 4260  
gagaaagaaa atgaagatca atagcttatt catctctttt tctttttcgt tgggtgtaaag 4320  
ccaacaccct gtctaaaaaa cataaatttc tttaatcatt ttgcctcttt tctctgtgct 4380  
tcaattaata aaaaatggaa agaacctcga g 4411

<210> 256  
<211> 4411  
<212> DNA  
<213> Artificial Sequence

<220>  
<223> Synthetic: Cas9 transcript with AGG as first three nucleotides  
for use with CleanCap™, 5 UTR of HSD, ORF corresponding to SEQ  
ID NO: 204, Kozak sequence, and 3 UTR of ALB

<400> 256  
agggtcccga gtcggcgtcc agcggctctg cttgttcgtg tgtgtgtcgt tgcaggcctt 60

2018-09-27\_01155-0013-00PCT\_ST25.txt

attcggatcc gccaccatgg acaagaagta cagcatcggg ctggacatcg gaacaaacag	120
cgtcggatgg gcagtcatca cagacgaata caaggtcccg agcaagaagt tcaaggtcct	180
gggaaacaca gacagacaca gcatcaagaa gaacctgatc ggagcactgc tgttcgacag	240
cggagaaaca gcagaagcaa caagactgaa gagaacagca agaagaagat acacaagaag	300
aaagaacaga atctgctacc tgcaggaaat cttcagcaac gaaatggcaa aggtcgacga	360
cagcttcttc cacagactgg aagaaagctt cctggtcgaa gaagacaaga agcacgaaag	420
acacccgatc ttcggaaaca tcgtcgacga agtcgcatac cacgaaaagt acccgacaat	480
ctaccacctg agaaagaagc tggtcgacag cacagacaag gcagacctga gactgatcta	540
cctggcactg gcacacatga tcaagttcag aggacacttc ctgatcgaag gagacctgaa	600
cccggacaac agcgacgtcg acaagctggt catccagctg gtccagacat acaaccagct	660
gttcgaagaa aacccgatca acgcaagcgg agtcgacgca aaggcaatcc tgagcgcaag	720
actgagcaag agcagaagac tggaaaacct gatcgcacag ctgccgggag aaaagaagaa	780
cggactgttc ggaaacctga tcgcactgag cctgggactg acaccgaact tcaagagcaa	840
cttcgacctg gcagaagacg caaagctgca gctgagcaag gacacatacg acgacgacct	900
ggacaacctg ctggcacaga tcggagacca gtacgcagac ctgttcctgg cagcaaagaa	960
cctgagcgac gcaatcctgc tgagcgacat cctgagagtc aacacagaaa tcacaaaggc	1020
accgctgagc gcaagcatga tcaagagata cgacgaacac caccaggacc tgacactgct	1080
gaaggcactg gtcagacagc agctgccgga aaagtacaag gaaatcttct tcgaccagag	1140
caagaacgga tacgcaggat acatcgacgg aggagcaagc caggaagaat tctacaagtt	1200
catcaagccg atcctggaaa agatggacgg aacagaagaa ctgctggtca agctgaacag	1260
agaagacctg ctgagaaaagc agagaacatt cgacaacgga agcatcccgc accagatcca	1320
cctgggagaa ctgcacgcaa tcctgagaag acaggaagac ttctaccctg tcctgaagga	1380
caacagagaa aagatcgaaa agatcctgac attcagaatc ccgtactacg tcggaccgct	1440
ggcaagagga aacagcagat tcgcatggat gacaagaaag agcgaagaaa caatcacacc	1500

2018-09-27\_01155-0013-00PCT\_ST25.txt

gtggaacttc	gaagaagtcg	tcgacaaggg	agcaagcgca	cagagcttca	tcgaaagaat	1560
gacaaacttc	gacaagaacc	tgccgaacga	aaaggtcctg	ccgaagcaca	gcctgctgta	1620
cgaatacttc	acagtctaca	acgaactgac	aaaggtcaag	tacgtcacag	aaggaatgag	1680
aaagccggca	ttcctgagcg	gagaacagaa	gaaggcaatc	gtcgacctgc	tgttcaagac	1740
aaacagaaaag	gtcacagtca	agcagctgaa	ggaagactac	ttcaagaaga	tcgaatgctt	1800
cgacagcgtc	gaaatcagcg	gagtcgaaga	cagattcaac	gcaagcctgg	gaacatacca	1860
cgacctgctg	aagatcatca	aggacaagga	cttcctggac	aacgaagaaa	acgaagacat	1920
cctggaagac	atcgtcctga	cactgacact	gttcgaagac	agagaaatga	tcgaagaaag	1980
actgaagaca	tacgcacacc	tgttcgacga	caaggtcatg	aagcagctga	agagaagaag	2040
atacacagga	tggggaagac	tgagcagaaa	gctgatcaac	ggaatcagag	acaagcagag	2100
cggaaagaca	atcctggact	tcctgaagag	cgacggattc	gcaaacagaa	acttcatgca	2160
gctgatccac	gacgacagcc	tgacattcaa	ggaagacatc	cagaaggcac	aggtcagcgg	2220
acagggagac	agcctgcacg	aacacatcgc	aaacctggca	ggaagcccgg	caatcaagaa	2280
gggaatcctg	cagacagtca	aggtcgtcga	cgaactggtc	aaggtcatgg	gaagacacaa	2340
gccggaaaac	atcgtcatcg	aatggcaag	agaaaaccag	acaacacaga	agggacagaa	2400
gaacagcaga	gaaagaatga	agagaatcga	agaaggaatc	aaggaactgg	gaagccagat	2460
cctgaaggaa	cacccggtcg	aaaacacaca	gctgcagaac	gaaaagctgt	acctgtacta	2520
cctgcagaac	ggaagagaca	tgtacgtcga	ccaggaactg	gacatcaaca	gactgagcga	2580
ctacgacgtc	gaccacatcg	tcccgcagag	cttcctgaag	gacgacagca	tcgacaacaa	2640
ggtcctgaca	agaagcgaca	agaacagagg	aaagagcgac	aacgtcccga	gcgaagaagt	2700
cgtcaagaag	atgaagaact	actggagaca	gctgctgaac	gcaaagctga	tcacacagag	2760
aaagttcgac	aacctgacaa	aggcagagag	aggaggactg	agcgaactgg	acaaggcagg	2820
attcatcaag	agacagctgg	tcgaaacaag	acagatcaca	aagcacgtcg	cacagatcct	2880
ggacagcaga	atgaacacaa	agtacgacga	aaacgacaag	ctgatcagag	aagtcaaggt	2940

2018-09-27\_01155-0013-00PCT\_ST25.txt

catcacactg aagagcaagc tggtcagcga cttcagaaag gacttccagt tctacaaggt	3000
cagagaaatc aacaactacc accacgcaca cgacgcatac ctgaacgcag tcgtcggaac	3060
agcactgatc aagaagtacc cgaagctgga aagcgaattc gtctacggag actacaaggt	3120
ctacgacgtc agaaagatga tcgcaaagag cgaacaggaa atcggaaagg caacagcaaa	3180
gtacttcttc tacagcaaca tcatgaactt cttcaagaca gaaatcacac tggcaaacgg	3240
agaaatcaga aagagaccgc tgatcgaaac aaacggagaa acaggagaaa tcgtctggga	3300
caagggaaga gacttcgcaa cagtcagaaa ggtcctgagc atgccgcagg tcaacatcgt	3360
caagaagaca gaagtccaga caggaggatt cagcaaggaa agcatcctgc cgaagagaaa	3420
cagcgacaag ctgatcgcaa gaaagaagga ctgggacccg aagaagtacg gaggattcga	3480
cagcccgaca gtcgcataca gcgtcctggg cgtcgcaaag gtcgaaaagg gaaagagcaa	3540
gaagctgaag agcgtcaagg aactgctggg aatcacaatc atggaaagaa gcagcttcga	3600
aaagaacccg atcgacttcc tggaagcaaa gggatacaag gaagtcaaga aggacctgat	3660
catcaagctg ccgaagtaca gcctgttcga actggaaaac ggaagaaaga gaatgctggc	3720
aagcgcagga gaactgcaga agggaaacga actggcactg ccgagcaagt acgtcaactt	3780
cctgtacctg gcaagccact acgaaaagct gaaggggaagc ccggaagaca acgaacagaa	3840
gcagctgttc gtcgaacagc acaagcacta cctggacgaa atcatcgaac agatcagcga	3900
attcagcaag agagtcatcc tggcagacgc aaacctggac aaggtcctga gcgcatacaa	3960
caagcacaga gacaagccga tcagagaaca ggcagaaaac atcatccacc tgttcacact	4020
gacaaacctg ggagcaccgg cagcattcaa gtacttcgac acaacaatcg acagaaagag	4080
atacacaagc acaaaggaag tcctggacgc aacactgatc caccagagca tcacaggact	4140
gtacgaaaca agaatcgacc tgagccagct gggaggagac ggaggaggaa gcccgaagaa	4200
gaagagaaaag gtctagctag ccatcacatt taaaagcatc tcagcctacc atgagaataa	4260
gagaaagaaa atgaagatca atagcttatt catctctttt tctttttcgt tgggtgtaaag	4320
ccaacaccct gtctaaaaaa cataaatttc tttaatcatt ttgcctcttt tctctgtgct	4380

tcaattaata aaaaatggaa agaacctcga g 4411

<210> 257

<211> 4481

<212> DNA

<213> Artificial Sequence

<220>

<223> Synthetic: Cas9 transcript with 5 UTR from CMV, ORF corresponding to SEQ ID NO: 204, Kozak sequence, and 3 UTR of ALB

<400> 257

gggcagatcg cctggagacg ccatccacgc tgttttgacc tccatagaag acaccgggac 60  
 cgatccagcc tccgcggccg ggaacggtgc attggaacgc ggattccccg tgccaagagt 120  
 gactcaccgt ccttgacacg gccacatgg acaagaagta cagcatcgga ctggacatcg 180  
 gaacaaacag cgtcggatgg gcagtcatca cagacgaata caaggtcccg agcaagaagt 240  
 tcaaggtcct gggaaacaca gacagacaca gcatcaagaa gaacctgatc ggagcactgc 300  
 tgttcgacag cggagaaaca gcagaagcaa caagactgaa gagaacagca agaagaagat 360  
 acacaagaag aaagaacaga atctgctacc tgcaggaaat cttcagcaac gaaatggcaa 420  
 aggtcgacga cagcttcttc cacagactgg aagaaagctt cctggtcgaa gaagacaaga 480  
 agcacgaaag acacccgatc ttcggaaaca tcgtcgacga agtcgcatac cacgaaaagt 540  
 acccgacaat ctaccacctg agaaagaagc tggtcgacag cacagacaag gcagacctga 600  
 gactgatcta cctggcactg gcacacatga tcaagttcag aggacacttc ctgatcgaag 660  
 gagacctgaa cccggacaac agcgacgtcg acaagctggt catccagctg gtccagacat 720  
 acaaccagct gttcgaagaa aacccgatca acgcaagcgg agtcgacgca aaggcaatcc 780  
 tgagcgcaag actgagcaag agcagaagac tggaaaacct gatcgcacag ctgccgggag 840  
 aaaagaagaa cggactgttc ggaaacctga tcgactgag cctgggactg acaccgaact 900  
 tcaagagcaa cttcgacctg gcagaagacg caaagctgca gctgagcaag gacacatacg 960  
 acgacgacct ggacaacctg ctggcacaga tcggagacca gtacgcagac ctgttcctgg 1020

cagcaaagaa cctgagcgc gcaatcctgc tgagcgacat cctgagagtc aacacagaaa	1080
tcacaaaggc accgctgagc gcaagcatga tcaagagata cgacgaacac caccaggacc	1140
tgacactgct gaaggcactg gtcagacagc agctgccgga aaagtacaag gaaatcttct	1200
tcgaccagag caagaacgga tacgcaggat acatcgacgg aggagcaagc caggaagaat	1260
tctacaagtt catcaagccg atcctggaaa agatggacgg aacagaagaa ctgctgggtca	1320
agctgaacag agaagacctg ctgagaaaagc agagaacatt cgacaacgga agcatcccgc	1380
accagatcca cctgggagaa ctgcacgcaa tcctgagaag acaggaagac ttctaccctg	1440
tcctgaagga caacagagaa aagatcgaag agatcctgac attcagaatc ccgtactacg	1500
tcggaccgct ggcaagagga aacagcagat tcgcatggat gacaagaaaag agcgaagaaa	1560
caatcacacc gtggaacttc gaagaagtcg tcgacaaggg agcaagcgca cagagcttca	1620
tcgaaagaat gacaaaacttc gacaagaacc tgccgaacga aaaggtcctg ccgaagcaca	1680
gcctgctgta cgaatacttc acagtctaca acgaactgac aaaggtcaag tacgtcacag	1740
aaggaatgag aaagccggca ttctgagcgc gagaacagaa gaaggcaatc gtcgacctgc	1800
tgttcaagac aaacagaaag gtcacagtca agcagctgaa ggaagactac ttcaagaaga	1860
tcgaatgctt cgacagcgtc gaaatcagcg gagtcgaaga cagattcaac gcaagcctgg	1920
gaacatacca cgacctgctg aagatcatca aggacaagga cttcctggac aacgaagaaa	1980
acgaagacat cctggaagac atcgtcctga cactgacact gttcgaagac agagaaatga	2040
tcgaagaaaag actgaagaca tacgcacacc tgttcgacga caaggtcatg aagcagctga	2100
agagaagaag atacacagga tggggaagac tgagcagaaa gctgatcaac ggaatcagag	2160
acaagcagag cggaaagaca atcctggact tcctgaagag cgacggattc gcaaacagaa	2220
acttcatgca gctgatccac gacgacagcc tgacattcaa ggaagacatc cagaaggcac	2280
aggtcagcgg acaggagac agcctgcacg aacacatcgc aaacctggca ggaagcccgg	2340
caatcaagaa gggaatcctg cagacagtca aggtcgtcga cgaactggtc aaggtcatgg	2400
gaagacacaa gccggaaaac atcgtcatcg aaatggcaag agaaaaccag acaacacaga	2460

agggacagaa	gaacagcaga	gaaagaatga	agagaatcga	agaaggaatc	aaggaactgg	2520
gaagccagat	cctgaaggaa	cacccggctg	aaaacacaca	gctgcagaac	gaaaagctgt	2580
acctgtacta	cctgcagaac	ggaagagaca	tgtacgtcga	ccaggaactg	gacatcaaca	2640
gactgagcga	ctacgacgtc	gaccacatcg	tcccgcagag	cttcctgaag	gacgacagca	2700
tcgacaacaa	ggctctgaca	agaagcgaca	agaacagagg	aaagagcgac	aacgtcccga	2760
gcgaagaagt	cgtcaagaag	atgaagaact	actggagaca	gctgctgaac	gcaaagctga	2820
tcacacagag	aaagttcgac	aacctgacaa	aggcagagag	aggaggactg	agcgaactgg	2880
acaaggcagg	attcatcaag	agacagctgg	tcgaaacaag	acagatcaca	aagcacgtcg	2940
cacagatcct	ggacagcaga	atgaacacaa	agtacgacga	aaacgacaag	ctgatcagag	3000
aagtcaaggt	catcacactg	aagagcaagc	tggtcagcga	cttcagaaag	gacttccagt	3060
tctacaaggt	cagagaaatc	aacaactacc	accacgcaca	cgacgcatac	ctgaacgcag	3120
tcgtcggaac	agcactgatc	aagaagtacc	cgaagctgga	aagcgaattc	gtctacggag	3180
actacaaggt	ctacgacgtc	agaaagatga	tcgcaaagag	cgaacaggaa	atcggaaagg	3240
caacagcaaa	gtacttcttc	tacagcaaca	tcatgaactt	cttcaagaca	gaaatcacac	3300
tggaacacgg	agaaatcaga	aagagaccgc	tgatcgaaac	aaacggagaa	acaggagaaa	3360
tcgtctggga	caaggggaaga	gacttcgcaa	cagtcagaaa	ggctctgagc	atgccgcagg	3420
tcaacatcgt	caagaagaca	gaagtccaga	caggaggatt	cagcaaggaa	agcatcctgc	3480
cgaagagaaa	cagcgacaag	ctgatcgsaa	gaaagaagga	ctgggacccg	aagaagtacg	3540
gaggattcga	cagcccgaca	gtcgcataca	gcgtcctggt	cgctcgaag	gtcgaagagg	3600
gaaagagcaa	gaagctgaag	agcgtcaagg	aactgctggg	aatcacaatc	atggaaagaa	3660
gcagcttcga	aaagaacccg	atcgacttcc	tggaagcaaa	gggatacaag	gaagtcaaga	3720
aggacctgat	catcaagctg	ccgaagtaca	gcctgttcga	actggaaaac	ggaagaaaga	3780
gaatgctggc	aagcgcagga	gaactgcaga	agggaaacga	actggcactg	ccgagcaagt	3840
acgtcaactt	cctgtacctg	gcaagccact	acgaaaagct	gaagggaagc	ccggaagaca	3900

2018-09-27\_01155-0013-00PCT\_ST25.txt

acgaacagaa gcagctgttc gtcgaacagc acaagcacta cctggacgaa atcatcgaac 3960  
 agatcagcga attcagcaag agagtcatcc tggcagacgc aaacctggac aaggtcctga 4020  
 gcgcatacaa caagcacaga gacaagccga tcagagaaca ggagaaaaac atcatccacc 4080  
 tgttcacact gacaaacctg ggagcaccgg cagcattcaa gtacttcgac acaacaatcg 4140  
 acagaaagag atacacaagc acaaaggaag tcctggacgc aacctgatc caccagagca 4200  
 tcacaggact gtacgaaaca agaatcgacc tgagccagct gggaggagac ggaggaggaa 4260  
 gcccgaaagaa gaagagaaaag gtctagctag ccatcacatt taaaagcatc tcagcctacc 4320  
 atgagaataa gagaaagaaa atgaagatca atagcttatt catctctttt tctttttcgt 4380  
 tgggtgtaaag ccaacaccct gtctaaaaaa cataaatttc tttaatcatt ttgcctcttt 4440  
 tctctgtgct tcaattaata aaaaatggaa agaacctcga g 4481

<210> 258  
 <211> 4348  
 <212> DNA  
 <213> Artificial Sequence

<220>  
 <223> Synthetic: Cas9 transcript with 5 UTR from HBB, ORF corresponding to SEQ ID NO: 204, Kozak sequence, and 3 UTR of HBB

<400> 258  
 gggacatttg cttctgacac aactgtgttc actagcaacc tcaaacagac accggatctg 60  
 ccaccatgga caagaagtac agcatcggac tggacatcgg aacaacagc gtcggatggg 120  
 cagtcatcac agacgaatac aaggtcccga gcaagaagtt caaggtcctg ggaaacacag 180  
 acagacacag catcaagaag aacctgatcg gagcactgct gttcgacagc ggagaaacag 240  
 cagaagcaac aagactgaag agaacagcaa gaagaagata cacaagaaga aagaacagaa 300  
 tctgctacct gcaggaaatc ttcagcaacg aatggcaaa ggtcgacgac agcttcttcc 360  
 acagactgga agaaagcttc ctggtcgaag aagacaagaa gcacgaaaga caccgatct 420  
 tcggaaacat cgtcgacgaa gtcgcatacc acgaaaagta cccgacaatc taccacctga 480  
 gaaagaagct ggtcgacagc acagacaagg cagacctgag actgatctac ctggcactgg 540



## 2018-09-27\_01155-0013-00PCT\_ST25.txt

cacacatgat caagttcaga ggacacttcc tgatcgaagg agacctgaac cggacaaca	600
gcgacgtcga caagctgttc atccagctgg tccagacata caaccagctg ttcgaagaaa	660
acccgatcaa cgcaagcgga gtcgacgcaa aggcaatcct gagcgcaaga ctgagcaaga	720
gcagaagact ggaaaacctg atcgcacagc tgccgggaga aaagaagaac ggactgttcg	780
gaaacctgat cgactgagc ctgggactga caccgaactt caagagcaac ttcgacctgg	840
cagaagacgc aaagctgcag ctgagcaagg acacatacga cgacgacctg gacaacctgc	900
tggcacagat cggagaccag tacgcagacc tgttcctggc agcaaagaac ctgagcgacg	960
caatcctgct gagcgacatc ctgagagtca acacagaaat cacaaaggca ccgctgagcg	1020
caagcatgat caagagatac gacgaacacc accaggacct gacactgctg aaggcactgg	1080
tcagacagca gctgccgga aagtacaagg aaatcttctt cgaccagagc aagaacggat	1140
acgcaggata catcgacgga ggagcaagcc aggaagaatt ctacaagttc atcaagccga	1200
tcctggaaaa gatggacgga acagaagaac tgctggtcaa gctgaacaga gaagacctgc	1260
tgagaaagca gagaacattc gacaacgga gcatcccga ccagatccac ctgggagaac	1320
tgcacgcaat cctgagaaga caggaagact tctaccggtt cctgaaggac aacagagaaa	1380
agatcgaaaa gatcctgaca ttcagaatcc cgtactacgt cggaccgctg gcaagaggaa	1440
acagcagatt cgcatggatg acaagaaaga gcgaagaaac aatcacaccg tggaacttcg	1500
aagaagtcgt cgacaaggga gcaagcgcac agagcttcat cgaaagaatg acaaacttcg	1560
acaagaacct gccgaacgaa aaggtcctgc cgaagcacag cctgctgtac gaatacttca	1620
cagtctaaa cgaactgaca aaggtcaagt acgtcacaga aggaatgaga aagccggcat	1680
tcctgagcgg agaacagaag aaggcaatcg tcgacctgct gttcaagaca aacagaaagg	1740
tcacagtcaa gcagctgaag gaagactact tcaagaagat cgaatgcttc gacagcgtcg	1800
aaatcagcgg agtcgaagac agattcaacg caagcctggg aacataccac gacctgctga	1860
agatcatcaa ggacaaggac tcctggaca acgaagaaaa cgaagacatc ctggaagaca	1920
tcgtcctgac actgacactg ttcgaagaca gagaaatgat cgaagaaaga ctgaagacat	1980

## 2018-09-27\_01155-0013-00PCT\_ST25.txt

acgcacacct gttcgacgac aaggatcatga agcagctgaa gagaagaaga tacacaggat	2040
ggggaagact gagcagaaag ctgatcaacg gaatcagaga caagcagagc ggaaagacaa	2100
tcctggactt cctgaagagc gacggattcg caaacagaaa cttcatgcag ctgatccacg	2160
acgacagcct gacattcaag gaagacatcc agaaggcaca ggtcagcggga caggagacaa	2220
gcctgcacga acacatcgca aacctggcag gaagcccggc aatcaagaag ggaatcctgc	2280
agacagtcaa ggtcgtcgac gaactggatca aggtcatggg aagacacaag ccgaaaaca	2340
tcgtcatcga aatggcaaga gaaaaccaga caacacagaa gggacagaag aacagcagag	2400
aaagaatgaa gagaatcgaa gaaggaatca aggaactggg aagccagatc ctgaaggaac	2460
acccggtcga aaacacacag ctgcagaacg aaaagctgta cctgtactac ctgcagaacg	2520
gaagagacat gtacgtcgac caggaactgg acatcaacag actgagcgcac tacgacgtcg	2580
accacatcgt cccgcagagc ttcctgaagg acgacagcat cgacaacaag gtcctgacaa	2640
gaagcgacaa gaacagagga aagagcgaca acgtcccagc cgaagaagtc gtcaagaaga	2700
tgaagaacta ctggagacag ctgctgaacg caaagctgat cacacagaga aagtctgaca	2760
acctgacaaa ggacagagaga ggaggactga gcgaactgga caaggcagga ttcacaaaga	2820
gacagctggt cgaaacaaga cagatcaca agcacgtcgc acagatcctg gacagcagaa	2880
tgaacacaaa gtacgacgaa aacgacaagc tgatcagaga agtcaaggtc atcacactga	2940
agagcaagct ggtcagcgcac ttcagaaagg acttccagtt ctacaaggtc agagaaatca	3000
acaactacca ccacgcacac gacgcatacc tgaacgcagt cgtcggaaaca gactgatca	3060
agaagtacc gaagctggaa agcgaattcg tctacggaga ctacaaggtc tacgacgtca	3120
gaaagatgat cgcaaagagc gaacaggaaa tcggaaaggc aacagcaaag tacttcttct	3180
acagcaacat catgaacttc ttcaagacag aatcacact ggcaaacgga gaaatcagaa	3240
agagaccgct gatcgaacaa aacggagaaa caggagaaat cgtctgggac aagggaagag	3300
acttcgcaac agtcagaaag gtcctgagca tgccgcaggt caacatcgtc aagaagacag	3360
aagtccagac aggaggattc agcaaggaaa gcatcctgcc gaagagaaac agcgacaagc	3420

2018-09-27\_01155-0013-00PCT\_ST25.txt

tgatcgcaag aaagaaggac tgggacccga agaagtacgg aggattcgac agccccgacag	3480
tcgcatacag cgtcctgggtc gtcgcaaagg tcgaaaaggg aaagagcaag aagctgaaga	3540
gCGTcaagga actgctggga atcacaatca tggaaagaag cagcttcgaa aagaacccga	3600
tcgacttcct ggaagcaaag ggatacaagg aagtcaagaa ggacctgatc atcaagctgc	3660
cgaagtacag cctgttcgaa ctggaaaacg gaagaaagag aatgctggca agcgcaggag	3720
aactgcagaa gggaaacgaa ctggcactgc cgagcaagta cgtcaacttc ctgtacctgg	3780
caagccacta cgaaaagctg aagggaagcc cggaagacia cgaacagaag cagctgttcg	3840
tcgaacagca caagcactac ctggacgaaa tcatcgaaca gatcagcgaa ttcagcaaga	3900
gagtcacctt ggcagacgca aacctggaca aggtcctgag cgcatacaac aagcacagag	3960
acaagccgat cagagaacag gcagaaaaca tcatccacct gttcacactg acaaacctgg	4020
gagcaccggc agcattcaag tacttcgaca caacaatcga cagaaagaga tacacaagca	4080
caaaggaagt cctggacgca aactgatcc accagagcat cacaggactg tacgaaacia	4140
gaatcgacct gagccagctg ggaggagacg gaggaggaag cccgaagaag aagagaaagg	4200
tctagctagc gtcgctttc ttgctgtcca atttctatta aaggttcctt tgttcctaa	4260
gtccaactac taaactgggg gatattatga agggccttga gcatctggat tctgccta	4320
aaaaaacatt tattttcatt gcctcgag	4348

<210> 259  
 <211> 4325  
 <212> DNA  
 <213> Artificial Sequence

<220>  
 <223> Synthetic: Cas9 transcript with 5 UTR from XBG, ORF corresponding to SEQ ID NO: 204, Kozak sequence, and 3 UTR of XBG

<400> 259	
gggaagctca gaataaacgc tcaactttgg ccggatctgc caccatggac aagaagtaca	60
gcatcggact ggacatcgga acaaacagcg tcggatgggc agtcatcaca gacgaataca	120

aggccccgag caagaagttc aaggctcctgg gaaacacaga cagacacagc atcaagaaga	180
acctgatcgg agcactgctg ttcgacagcg gagaaacagc agaagcaaca agactgaaga	240
gaacagcaag aagaagatac acaagaagaa agaacagaat ctgctacctg caggaaatct	300
tcagcaacga aatggcaaag gtcgacgaca gcttcttcca cagactggaa gaaagcttcc	360
tggtcgaaga agacaagaag cacgaaagac acccgatctt cggaaacatc gtcgacgaag	420
tcgcatacca cgaaaagtac ccgacaatct accacctgag aaagaagctg gtcgacagca	480
cagacaaggc agacctgaga ctgatctacc tggcactggc acacatgatc aagttcagag	540
gacacttcct gatcgaagga gacctgaacc cggacaacag cgacgtcgac aagctgttca	600
tccagctggt ccagacatac aaccagctgt tcgaagaaaa cccgatcaac gcaagcggag	660
tcgacgcaaa ggcaatcctg agcgcaagac tgagcaagag cagaagactg gaaaacctga	720
tcgcacagct gccgggagaa aagaagaacg gactgttcgg aaacctgatc gactgagcc	780
tgggactgac accgaacttc aagagcaact tcgacctggc agaagacgca aagctgcagc	840
tgagcaagga cacatacgac gacgacctgg acaacctgct ggcacagatc ggagaccagt	900
acgcagacct gttcctggca gcaaagaacc tgagcgacgc aatcctgctg agcgacatcc	960
tgagagtcaa cacagaaatc acaaaggcac cgctgagcgc aagcatgatc aagagatacg	1020
acgaacacca ccaggacctg aactgctga aggactggt cagacagcag ctgccggaaa	1080
agtacaagga aatcttcttc gaccagagca agaacggata cgcaggatac atcgacggag	1140
gagcaagcca ggaagaattc tacaagttca tcaagccgat cctggaaaag atggacggaa	1200
cagaagaact gctggtcaag ctgaacagag aagacctgct gagaaagcag agaacattcg	1260
acaacggaag catcccgcac cagatccacc tgggagaact gcacgcaatc ctgagaagac	1320
aggaagactt ctaccggtc ctgaaggaca acagagaaaa gatcgaaaag atcctgacat	1380
tcagaatccc gtactacgtc ggaccgctgg caagaggaaa cagcagattc gcatggatga	1440
caagaaagag cgaagaaaca atcacaccgt ggaacttcga agaagtcgtc gacaagggag	1500
caagcgcaca gagcttcatc gaaagaatga caaacttcga caagaacctg ccgaacgaaa	1560

aggtcctgcc	gaagcacagc	ctgctgtacg	aatacttcac	agtctacaac	gaactgacaa	1620
aggccaagta	cgtcacagaa	ggaatgagaa	agccggcatt	cctgagcggg	gaacagaaga	1680
aggcaatcgt	cgacctgctg	ttcaagacaa	acagaaaggt	cacagtcaag	cagctgaagg	1740
aagactactt	caagaagatc	gaatgcttcg	acagcgtcga	aatcagcggg	gtcgaagaca	1800
gattcaacgc	aagcctggga	acataccacg	acctgctgaa	gatcatcaag	gacaaggact	1860
tcctggacaa	cgaagaaaac	gaagacatcc	tggaagacat	cgctcctgaca	ctgacactgt	1920
tcgaagacag	agaaatgatc	gaagaaagac	tgaagacata	cgcacacctg	ttcgacgaca	1980
aggatcatgaa	gcagctgaag	agaagaagat	acacaggatg	gggaagactg	agcagaaaagc	2040
tgatcaacgg	aatcagagac	aagcagagcg	gaaagacaat	cctggacttc	ctgaagagcg	2100
acggattcgc	aaacagaaac	ttcatgcagc	tgatccacga	cgacagcctg	acattcaagg	2160
aagacatcca	gaaggcacag	gtcagcggac	agggagacag	cctgcacgaa	cacatcgcaa	2220
acctggcagg	aagcccggca	atcaagaagg	gaatcctgca	gacagtcaag	gtcgtcgcagc	2280
aactggtcaa	ggtcatggga	agacacaagc	cggaaaacat	cgatcatcgaa	atggcaagag	2340
aaaaccagac	aacacagaag	ggacagaaga	acagcagaga	aagaatgaag	agaatcgaag	2400
aaggaatcaa	ggaactggga	agccagatcc	tgaaggaaca	cccggtcgaa	aacacacagc	2460
tgacagaacga	aaagctgtac	ctgtactacc	tgacagaacgg	aagagacatg	tacgtcgacc	2520
aggaactgga	catcaacaga	ctgagcgact	acgacgtcga	ccacatcgtc	ccgcagagct	2580
tcctgaagga	cgacagcatc	gacaacaagg	tcctgacaag	aagcgacaag	aacagaggaa	2640
agagcgacaa	cgccccgagc	gaagaagtcg	tcaagaagat	gaagaactac	tggagacagc	2700
tgctgaacgc	aaagctgatc	acacagagaa	agttcgacaa	cctgacaaaag	gcagagagag	2760
gaggactgag	cgaactggac	aaggcaggat	tcatcaagag	acagctggtc	gaaacaagac	2820
agatcacaaa	gcacgtcgca	cagatcctgg	acagcagaat	gaacacaaaag	tacgacgaaa	2880
acgacaagct	gatcagagaa	gtcaaggtca	tcacactgaa	gagcaagctg	gtcagcgact	2940
tcagaaagga	cttccagttc	tacaaggtca	gagaaatcaa	caactaccac	cacgcacacg	3000

acgcatacct gaacgcagtc gtcggaacag cactgatcaa gaagtacccg aagctggaaa 3060  
gcgaattcgt ctacggagac tacaaggtct acgacgtcag aaagatgatk gcaaagagcg 3120  
aacaggaaat cggaaaggca acagcaaagt acttcttcta cagcaacatc atgaacttct 3180  
tcaagacaga aatcacactg gcaaacggag aaatcagaaa gagaccgctg atcgaaacaa 3240  
acggagaaac aggagaaatc gtctgggaca agggaagaga cttcgcaaca gtcagaaagg 3300  
tcctgagcat gccgcaggtc aacatcgtca agaagacaga agtccagaca ggaggattca 3360  
gcaaggaaaag catcctgccg aagagaaaca gcgacaagct gatcgcaaga aagaaggact 3420  
gggacccgaa gaagtacgga ggattcgaca gcccgacagt cgcatacagc gtcctggctc 3480  
tcgcaaaggc cgaaaaggga aagagcaaga agctgaagag cgtcaaggaa ctgctgggaa 3540  
tcacaatcat ggaaagaagc agcttcgaaa agaaccgat cgacttcctg gaagcaaagg 3600  
gatacaagga agtcaagaag gacctgatca tcaagctgcc gaagtacagc ctgttcgaac 3660  
tggaacacgg aagaaagaga atgctggcaa gcgcaggaga actgcagaag ggaaacgaac 3720  
tggcactgcc gagcaagtac gtcaacttcc tgtacctggc aagccactac gaaaagctga 3780  
agggaagccc ggaagacaac gaacagaagc agctgttcgt cgaacagcac aagcactacc 3840  
tggacgaaat catcgaacag atcagcgaat tcagcaagag agtcatcctg gcagacgcaa 3900  
acctggacaa ggtcctgagc gcatacaaca agcacagaga caagccgatc agagaacagg 3960  
cagaaaacat catccacctg ttcacactga caaacctggg agcaccggca gcattcaagt 4020  
acttcgacac aacaatcgac agaaagagat acacaagcac aaaggaagtc ctggacgcaa 4080  
cactgatcca ccagagcatc acaggactgt acgaaacaag aatcgacctg agccagctgg 4140  
gaggagacgg aggaggaagc ccgaagaaga agagaaaggt ctagctagca ccagcctcaa 4200  
gaacaccga atggagtctc taagctacat aataccaact tacactttac aaaatgttgt 4260  
ccccaaaat gtagccattc gtatctgctc ctaataaaaa gaaagtttct tcacattctc 4320  
tcgag 4325

<210> 260

&lt;211&gt; 4325

&lt;212&gt; DNA

&lt;213&gt; Artificial Sequence

&lt;220&gt;

<223> Synthetic: Cas9 transcript with AGG as first three nucleotides  
for use with CleanCap™, 5 UTR from XBG, ORF corresponding to SEQ  
ID NO: 204, Kozak sequence, and 3 UTR of XBG

&lt;400&gt; 260

```

aggaaagtca gaataaacgc tcaactttgg ccggatctgc caccatggac aagaagtaca      60
gcatcggact ggacatcgga acaaacagcg tcggatgggc agtcatcaca gacgaatata      120
aggccccgag caagaagttc aaggtcctgg gaaacacaga cagacacagc atcaagaaga      180
acctgatcgg agcactgctg ttcgacagcg gagaaacagc agaagcaaca agactgaaga      240
gaacagcaag aagaagatac acaagaagaa agaacagaat ctgctacctg caggaaatct      300
tcagcaacga aatggcaaag gtcgacgaca gcttcttcca cagactggaa gaaagcttcc      360
tggtcgaaga agacaagaag cacgaaagac acccgatctt cggaaacatc gtcgacgaag      420
tcgcatacca cgaaaagtac ccgacaatct accacctgag aaagaagctg gtcgacagca      480
cagacaaggc agacctgaga ctgatctacc tggcactggc acacatgata aagttcagag      540
gacacttcct gatcgaagga gacctgaacc cggacaacag cgacgtcgac aagctgttca      600
tccagctggt ccagacatac aaccagctgt tcgaagaaaa cccgatcaac gcaagcggag      660
tcgacgcaaa ggcaatcctg agcgcaagac tgagcaagag cagaagactg gaaaacctga      720
tcgcacagct gccgggagaa aagaagaacg gactgttcgg aaacctgata gactgagcc      780
tgggactgac accgaacttc aagagcaact tcgacctggc agaagacgca aagctgcagc      840
tgagcaagga cacatacgac gacgacctgg acaacctgct ggcacagata ggagaccagt      900
acgcagacct gttcctggca gcaaagaacc tgagcgacgc aatcctgctg agcgacatcc      960
tgagagtcaa cacagaaatc acaaaggcac cgctgagcgc aagcatgata aagagatacg     1020
acgaacacca ccaggacctg aactgctga aggactggt cagacagcag ctgccggaaa     1080
agtacaagga aatcttcttc gaccagagca agaacggata cgcaggatac atcgacggag     1140

```

gagcaagcca ggaagaattc tacaagttca tcaagccgat cctggaaaag atggacggaa	1200
cagaagaact gctggtcaag ctgaacagag aagacctgct gagaaagcag agaacattcg	1260
acaacggaag catcccgcac cagatccacc tgggagaact gcacgcaatc ctgagaagac	1320
aggaagactt ctacccgttc ctgaaggaca acagagaaaa gatcgaaaag atcctgacat	1380
tcagaatccc gtactacgtc ggaccgctgg caagaggaaa cagcagattc gcatggatga	1440
caagaaagag cgaagaaaca atcacaccgt ggaacttcga agaagtcgtc gacaaggag	1500
caagcgcaca gagcttcac gaaagaatga caaacttcga caagaacctg ccgaacgaaa	1560
aggtcctgcc gaagcacagc ctgctgtacg aatacttcac agtctacaac gaactgacaa	1620
aggtcaagta cgtcacagaa ggaatgagaa agccggcatt cctgagcggga gaacagaaga	1680
aggcaatcgt cgacctgctg ttcaagacaa acagaaaggt cacagtcaag cagctgaagg	1740
aagactactt caagaagatc gaatgcttcg acagcgtcga aatcagcggga gtcgaagaca	1800
gattcaacgc aagcctggga acataccacg acctgctgaa gatcatcaag gacaaggact	1860
tcctggacaa cgaagaaaac gaagacatcc tggaagacat cgtcctgaca ctgacactgt	1920
tcgaagacag agaaatgatc gaagaaagac tgaagacata cgcacacctg ttcgacgaca	1980
aggtcatgaa gcagctgaag agaagaagat acacaggatg gggaagactg agcagaaagc	2040
tgatcaacgg aatcagagac aagcagagcg gaaagacaat cctggacttc ctgaagagcg	2100
acggattcgc aaacagaaac ttcatgcagc tgatccacga cgacagcctg acattcaagg	2160
aagacatcca gaaggcacag gtcagcggac agggagacag cctgcacgaa cacatcgcaa	2220
acctggcagg aagcccggca atcaagaagg gaatcctgca gacagtcaag gtcgtcgacg	2280
aactggtcaa ggtcatggga agacacaagc cggaaaacat cgtcatcgaa atggcaagag	2340
aaaaccagac aacacagaag ggacagaaga acagcagaga aagaatgaag agaatcgaag	2400
aaggaatcaa ggaactggga agccagatcc tgaaggaaca cccggtcgaa aacacacagc	2460
tgcagaacga aaagctgtac ctgtactacc tgcagaacgg aagagacatg tacgtcgacc	2520
aggaactgga catcaacaga ctgagcgact acgacgtcga ccacatcgtc ccgcagagct	2580



tcctgaagga	cgacagcatc	gacaacaagg	tcctgacaag	aagcgacaag	aacagaggaa	2640
agagcgacaa	cgtcccgagc	gaagaagtcg	tcaagaagat	gaagaactac	tggagacagc	2700
tgctgaacgc	aaagctgatc	acacagagaa	agttcgacaa	cctgacaaaag	gcagagagag	2760
gaggactgag	cgaactggac	aaggcaggat	tcatcaagag	acagctggtc	gaaacaagac	2820
agatcacaaa	gcacgtcgca	cagatcctgg	acagcagaat	gaacacaaaag	tacgacgaaa	2880
acgacaagct	gatcagagaa	gtcaaggtca	tcacactgaa	gagcaagctg	gtcagcgact	2940
tcagaaagga	cttccagttc	tacaaggtca	gagaaatcaa	caactaccac	cacgcacacg	3000
acgcatacct	gaacgcagtc	gtcggaacag	cactgatcaa	gaagtaccgc	aagctggaaa	3060
gcgaattcgt	ctacgggagc	tacaaggtct	acgacgtcag	aaagatgatc	gcaaagagcg	3120
aacaggaaat	cggaaaggca	acagcaaagt	acttcttcta	cagcaacatc	atgaacttct	3180
tcaagacaga	aatcacactg	gcaaacggag	aaatcagaaa	gagaccgctg	atcgaaacaa	3240
acggagaaac	aggagaaatc	gtctgggaca	agggaagaga	cttcgcaaca	gtcagaaaagg	3300
tcctgagcat	gccgcaggtc	aacatcgtca	agaagacaga	agtccagaca	ggaggattca	3360
gcaaggaaag	catcctgccg	aagagaaaca	gcgacaagct	gatcgcaaga	aagaaggact	3420
gggacccgaa	gaagtacgga	ggattcgaca	gcccgacagt	cgcatacagc	gtcctggctc	3480
tcgcaaaggt	cgaaaaggga	aagagcaaga	agctgaagag	cgtaaggaa	ctgctgggaa	3540
tcacaatcat	ggaaagaagc	agcttcgaaa	agaaccgat	cgacttcctg	gaagcaaagg	3600
gatacaagga	agtcaagaag	gacctgatca	tcaagctgcc	gaagtacagc	ctgttcgaac	3660
tggaaaacgg	aagaaagaga	atgctggcaa	gcgcaggaga	actgcagaag	ggaaacgaac	3720
tggcactgcc	gagcaagtac	gtcaacttcc	tgtacctggc	aagccactac	gaaaagctga	3780
agggaagccc	ggaagacaac	gaacagaagc	agctgttcgt	cgaacagcac	aagcactacc	3840
tggacgaaat	catcgaacag	atcagcgaat	tcagcaagag	agtcatcctg	gcagacgcaa	3900
acctggacaa	ggtcctgagc	gcatacaaca	agcacagaga	caagccgatc	agagaacagg	3960
cagaaaacat	catccacctg	ttcacactga	caaacctggg	agcaccggca	gcattcaagt	4020

acttcgacac aacaatcgac agaaagagat acacaagcac aaaggaagtc ctggacgcaa 4080  
 cactgatcca ccagagcatc acaggactgt acgaaacaag aatcgacctg agccagctgg 4140  
 gaggagacgg aggaggaagc ccgaagaaga agagaaaggt ctagctagca ccagcctcaa 4200  
 gaacacccga atggagtctc taagctacat aataccaact tacactttac aaaatgtttg 4260  
 cccccaaaat gtagccattc gtatctgctc ctaataaaaa gaaagtttct tcacattctc 4320  
 tcgag 4325

<210> 261  
 <211> 4411  
 <212> DNA  
 <213> Artificial Sequence

<220>  
 <223> Synthetic: Cas9 transcript with AGG as first three nucleotides for use with CleanCap™, 5 UTR from HSD, ORF corresponding to SEQ ID NO: 204, Kozak sequence, and 3 UTR of ALB

<400> 261  
 aggtcccgca gtcggcgtcc agcggctctg cttgttcgtg tgtgtgtcgt tgcaggcctt 60  
 attcggatcc gccacatgg acaagaagta cagcatcgga ctggacatcg gaacaaacag 120  
 cgtcggatgg gcagtcatca cagacgaata caaggtcccg agcaagaagt tcaaggtcct 180  
 gggaaacaca gacagacaca gcatcaagaa gaacctgac ggagcactgc tgttcgacag 240  
 cggagaaaca gcagaagcaa caagactgaa gagaacagca agaagaagat acacaagaag 300  
 aaagaacaga atctgctacc tgcaggaaat cttcagcaac gaaatggcaa aggtcgacga 360  
 cagcttcttc cacagactgg aagaaagctt cctggtcgaa gaagacaaga agcacgaaag 420  
 acacccgatc ttcggaaaca tcgtcgacga agtcgcatac cacgaaaagt acccgacaat 480  
 ctaccacctg agaaagaagc tggctgacag cacagacaag gcagacctga gactgatcta 540  
 cctggcactg gcacacatga tcaagttcag aggacacttc ctgatcgaag gagacctgaa 600  
 cccggacaac agcgacgtcg acaagctggt catccagctg gtccagacat acaaccagct 660  
 gttcgaagaa aacccgatca acgcaagcgg agtcgacgca aaggcaatcc tgagcgcaag 720

actgagcaag agcagaagac tggaaaacct gatcgcacag ctgccgggag aaaagaagaa	780
cggactgttc ggaaacctga tcgcactgag cctgggactg acaccgaact tcaagagcaa	840
cttcgacctg gcagaagacg caaagctgca gctgagcaag gacacatacg acgacgacct	900
ggacaacctg ctggcacaga tcggagacca gtacgcagac ctgttcctgg cagcaaagaa	960
cctgagcgac gcaatcctgc tgagcgacat cctgagagtc aacacagaaa tcacaaaggc	1020
accgctgagc gcaagcatga tcaagagata cgacgaacac caccaggacc tgacactgct	1080
gaaggcactg gtcagacagc agctgccgga aaagtacaag gaaatcttct tcgaccagag	1140
caagaacgga tacgcaggat acatcgacgg aggagcaagc caggaagaat tctacaagtt	1200
catcaagccg atcctggaaa agatggacgg aacagaagaa ctgctggtca agctgaacag	1260
agaagacctg ctgagaaagc agagaacatt cgacaacgga agcatcccgc accagatcca	1320
cctgggagaa ctgcacgcaa tcctgagaag acaggaagac ttctaccctg tcctgaagga	1380
caacagagaa aagatcgaaa agatcctgac attcagaatc ccgtactacg tcggaccgct	1440
ggcaagagga aacagcagat tcgcatggat gacaagaaag agcgaagaaa caatcacacc	1500
gtggaacttc gaagaagtcg tcgacaaggg agcaagcgca cagagcttca tcgaaagaat	1560
gacaaacttc gacaagaacc tgccgaacga aaaggtcctg ccgaagcaca gcctgctgta	1620
cgaatacttc acagtctaca acgaactgac aaaggtcaag tacgtcacag aaggaatgag	1680
aaagccggca ttctgagcg gagaacagaa gaaggcaatc gtcgacctgc tgttcaagac	1740
aaacagaaaag gtcacagtca agcagctgaa ggaagactac ttcaagaaga tcgaatgctt	1800
cgacagcgtc gaaatcagcg gagtcgaaga cagattcaac gcaagcctgg gaacatacca	1860
cgacctgctg aagatcatca aggacaagga cttcctggac aacgaagaaa acgaagacat	1920
cctggaagac atcgtcctga cactgacact gttcgaagac agagaaatga tcgaagaaag	1980
actgaagaca tacgcacacc tgttcgacga caaggtcatg aagcagctga agagaagaag	2040
atacacagga tggggaagac tgagcagaaa gctgatcaac ggaatcagag acaagcagag	2100
cggaaagaca atcctggact tcctgaagag cgacggattc gcaaacagaa acttcatgca	2160

gctgatccac gacgacagcc tgacattcaa ggaagacatc cagaaggcac aggtcagcgg	2220
acagggagac agcctgcacg aacacatcgc aaacctggca ggaagcccgg caatcaagaa	2280
gggaatcctg cagacagtca aggtcgtcga cgaactggtc aaggtcatgg gaagacacaa	2340
gccggaaaac atcgtcatcg aatggcaag agaaaaccag acaacacaga agggacagaa	2400
gaacagcaga gaaagaatga agagaatcga agaaggaatc aaggaactgg gaagccagat	2460
cctgaaggaa caccgggtcg aaaacacaca gctgcagaac gaaaagctgt acctgtacta	2520
cctgcagaac ggaagagaca tgtacgtcga ccaggaactg gacatcaaca gactgagcga	2580
ctacgacgtc gaccacatcg tcccgcagag cttcctgaag gacgacagca tcgacaacaa	2640
ggtcctgaca agaagcgaca agaacagagg aaagagcgac aacgtcccga gcgaagaagt	2700
cgtcaagaag atgaagaact actggagaca gctgctgaac gcaaagctga tcacacagag	2760
aaagttcgac aacctgacaa aggcagagag aggaggactg agcgaactgg acaaggcagg	2820
attcatcaag agacagctgg tcgaaacaag acagatcaca aagcacgtcg cacagatcct	2880
ggacagcaga atgaacacaa agtacgacga aaacgacaag ctgatcagag aagtcaaggt	2940
catcacactg aagagcaagc tggtcagcga cttcagaaag gacttccagt tctacaaggt	3000
cagagaaatc aacaactacc accacgcaca cgacgcatac ctgaacgcag tcgtcggaa	3060
agcactgatc aagaagtacc cgaagctgga aagcgaattc gtctacggag actacaaggt	3120
ctacgacgtc agaaagatga tcgcaaagag cgaacaggaa atcggaaagg caacagcaaa	3180
gtacttcttc tacagcaaca tcatgaactt cttcaagaca gaaatcacac tggcaaacgg	3240
agaaatcaga aagagaccgc tgatcgaac aaacggagaa acaggagaaa tcgtctggga	3300
caagggaaga gacttcgcaa cagtcagaaa ggtcctgagc atgccgcagg tcaacatcgt	3360
caagaagaca gaagtccaga caggaggatt cagcaaggaa agcatcctgc cgaagagaaa	3420
cagcgacaag ctgatcgsaa gaaagaagga ctgggacccg aagaagtacg gaggattcga	3480
cagcccgaca gtcgcataca gctcctgggt cgtcgcaaag gtcgaaaagg gaaagagcaa	3540
gaagctgaag agcgtcaagg aactgctggg aatcacaatc atggaaagaa gcagcttcga	3600

aaagaacccg atcgacttcc tggaagcaaa gggatacaag gaagtcaaga aggacctgat	3660
catcaagctg ccgaagtaca gcctgttcga actggaaaac ggaagaaaga gaatgctggc	3720
aagcgcagga gaactgcaga agggaaacga actggcactg ccgagcaagt acgtcaactt	3780
cctgtacctg gcaagccact acgaaaagct gaagggaagc ccggaagaca acgaacagaa	3840
gcagctgttc gtcgaacagc acaagcacta cctggacgaa atcatcgaac agatcagcga	3900
attcagcaag agagtcatcc tggcagacgc aaacctggac aaggtcctga gcgcatacaa	3960
caagcacaga gacaagccga tcagagaaca ggcagaaaac atcatccacc tgttcacact	4020
gacaaacctg ggagcaccgg cagcattcaa gtacttcgac acaacaatcg acagaaagag	4080
atacacaagc acaaaggaag tcctggacgc aacctgatc caccagagca tcacaggact	4140
gtacgaaaca agaatcgacc tgagccagct gggaggagac ggaggaggaa gccccaagaa	4200
gaagagaaaag gtctagctag ccatcacatt taaaagcatc tcagcctacc atgagaataa	4260
gagaaagaaa atgaagatca atagcttatt catctctttt tctttttcgt tgggtgtaaag	4320
ccaacaccct gtctaaaaaa cataaatttc tttaatcatt ttgcctcttt tctctgtgct	4380
tcaattaata aaaaatggaa agaacctcga g	4411

<210> 262

<400> 262  
000

<210> 263

<211> 93

<212> DNA

<213> Artificial Sequence

<220>

<223> Synthetic: poly-A 100 sequence

<400> 263

aaaaaaaaaa aaaaaaaaaa aaaaaaaaaa aaaaaaaaaa aaaaaaaaaa aaaaaaaaaa 60

aaaaaaaaaa aaaaaaaaaa aaaaaaaaaa aaa 93

<210> 264  
 <211> 44  
 <212> DNA  
 <213> Artificial Sequence  
  
 <220>  
 <223> Synthetic: G209 single guide RNA targeting the mouse TTR gene  
  
 <400> 264  
 aaataagaga gaaaagaaga gtaagaagaa atataagagc cacc 44

<210> 265  
 <211> 3312  
 <212> DNA  
 <213> Artificial Sequence  
  
 <220>  
 <223> Synthetic: ORF encoding Neisseria meningitidis Cas9 using minimal  
 uridine codons, with start and stop codons  
  
 <400> 265  
 atggcagcat tcaagccgaa ctcgatcaac tacatcctgg gactggacat cggaatcgca 60  
 tcggtcggat gggcaatggt cgaaatcgac gaagaagaaa acccgatcag actgatcgac 120  
 ctgggagtca gagtcttcga aagagcagaa gtcccgaaga caggagactc gctggcaatg 180  
 gcaagaagac tggcaagatc ggtcagaaga ctgacaagaa gaagagcaca cagactgctg 240  
 agaacaagaa gactgctgaa gagagaagga gtcctgcagg cagcaaactt cgacgaaaac 300  
 ggactgatca agtcgctgcc gaacacaccg tggcagctga gagcagcagc actggacaga 360  
 aagctgacac cgctggaatg gtcggcagtc ctgctgcacc tgatcaagca cagaggatac 420  
 ctgtcgcaga gaaagaacga aggagaaaca gcagacaagg aactgggagc actgctgaag 480  
 ggagtcgcag gaaacgcaca cgactgcag acaggagact tcagaacacc ggcagaactg 540  
 gcactgaaca agttcgaaaa ggaatcggga cacatcagaa accagagatc ggactactcg 600  
 cacacattct cgagaaagga cctgcaggca gaactgatcc tgctgttcga aaagcagaag 660  
 gaattcggaa acccgcacgt ctcgggagga ctgaaggaag gaatcgaaac actgctgatg 720  
 acacagagac cggcactgtc gggagacgca gtccagaaga tgctgggaca ctgcacattc 780

## 2018-09-27\_01155-0013-00PCT\_ST25.txt

gaaccggcag aaccgaaggc agcaaagaac acatacacag cagaaagatt catctggctg	840
acaaagctga acaacctgag aatcctggaa cagggatcgg aaagaccgct gacagacaca	900
gaaagagcaa cactgatgga cgaaccgtac agaaagtcga agctgacata cgcacaggca	960
agaaagctgc tgggactgga agacacagca ttcttcaagg gactgagata cggaaaggac	1020
aacgcagaag catcgacact gatggaaatg aaggcatacc acgcaatctc gagagcactg	1080
gaaaaggaag gactgaagga caagaagtcg ccgctgaacc tgtcgccgga actgcaggac	1140
gaaatcggaa cagcattctc gctgttcaag acagacgaag acatcacagg aagactgaag	1200
gacagaatcc agccggaaat cctggaagca ctgctgaagc acatctcgtt cgacaagttc	1260
gtccagatct cgctgaaggc actgagaaga atcgtcccgc tgatggaaca gggaaagaga	1320
tacgacgaag catgcgcaga aatctacgga gaccactacg gaaagaagaa cacagaagaa	1380
aagatctacc tgccgccgat cccggcagac gaaatcagaa acccggtcgt cctgagagca	1440
ctgtcgcagg caagaaaggt catcaacgga gtcgtcagaa gatacggatc gccggcaaga	1500
atccacatcg aaacagcaag agaagtcgga aagtcgttca aggacagaaa ggaaatcgaa	1560
aagagacagg aagaaaacag aaaggacaga gaaaaggcag cagcaaagtt cagagaatac	1620
ttcccgaact tcgtcggaga accgaagtcg aaggacatcc tgaagctgag actgtacgaa	1680
cagcagcacg gaaagtgcct gtactcggga aaggaaatca acctgggaag actgaacgaa	1740
aagggatacg tcgaaatcga ccacgcactg ccgttctcga gaacatggga cgactcgttc	1800
aacaacaagg tcctggtcct gggatcggaa aaccagaaca agggaaacca gacaccgtac	1860
gaatacttca acggaaagga caactcgaga gaatggcagg aattcaaggc aagagtcgaa	1920
acatcgagat tcccagatc gaagaagcag agaatcctgc tgcagaagtt cgacgaagac	1980
ggattcaagg aaagaaacct gaacgacaca agatacgtca acagattcct gtgccagttc	2040
gtcgcagaca gaatgagact gacaggaaag ggaaagaaga gagtcttcgc atcgaacgga	2100
cagatcaciaa acctgctgag aggattctgg ggactgagaa aggtcagagc agaaaacgac	2160
agacaccacg cactggacgc agtcgtcgtc gcatgctcga cagtcgcaat gcagcagaag	2220

atcacaagat tcgtcagata caaggaaatg aacgcattcg acggaaagac aatcgacaag	2280
gaaacaggag aagtcctgca ccagaagaca cacttcccgc agccgtggga attcttcgca	2340
caggaagtca tgatcagagt cttcggaaag ccggacggaa agccggaatt cgaagaagca	2400
gacacactgg aaaagctgag aacactgctg gcagaaaagc tgtcgtcgag accggaagca	2460
gtccacgaat acgtcacacc gctgttcgtc tcgagagcac cgaacagaaa gatgtcggga	2520
cagggacaca tggaaacagt caagtcggca aagagactgg acgaaggagt ctcggtcctg	2580
agagtcccgc tgacacagct gaagctgaag gacctggaag agatggtcaa cagagaaaga	2640
gaaccgaagc tgtacgaagc actgaaggca agactggaag cacacaagga cgaccggca	2700
aaggcattcg cagaaccgtt ctacaagtac gacaaggcag gaaacagaac acagcaggtc	2760
aaggcagtca gagtcaaca ggtccagaag acaggagtct gggtcagaaa ccacaacgga	2820
atcgagaca acgcaacaat ggtcagagta gacgtcttcg aaaagggaga caagtactac	2880
ctggtcccga tctactcgtg gcaggtcgca aagggaatcc tgccggacag agcagtcgtc	2940
cagggaaagg acgaagaaga ctggcagctg atcgacgact cgttcaactt caagttctcg	3000
ctgcaccga acgacctggt cgaagtcatc acaaagaagg caagaatggt cggatacttc	3060
gcatcgtgcc acagaggaac aggaaacatc aacatcagaa tccacgacct ggaccacaag	3120
atcggaaaga acggaatcct ggaaggaatc ggagtcaaga cagcactgtc gttccagaag	3180
taccagatcg acgaactggg aaaggaaatc agaccgtgca gactgaagaa gagaccgccg	3240
gtcagatccg gaaagagaac agcagacgga tcggaattcg aatcgccgaa gaagaagaga	3300
aaggtcgaat ga	3312

<210> 266  
 <211> 3306  
 <212> DNA  
 <213> Artificial Sequence

<220>  
 <223> Synthetic: ORF encoding Neisseria meningitidis Cas9 using minimal uridine codons (no start or stop codons; suitable for inclusion in fusion protein coding sequence)



<400> 266  
 gcagcattca agccgaactc gatcaactac atcctgggac tggacatcgg aatcgcacatcg 60  
 gtcggatggg caatggtcga aatcgacgaa gaagaaaacc cgatcagact gatcgacctg 120  
 ggagtcaagag tcttcgaaag agcagaagtc ccgaagacag gagactcgct ggcaatggca 180  
 agaagactgg caagatcggg cagaagactg acaagaagaa gagcacacag actgctgaga 240  
 acaagaagac tgctgaagag agaaggagtc ctgcaggcag caaacttcga cgaaaacgga 300  
 ctgatcaagt cgctgccgaa cacaccgtgg cagctgagag cagcagcact ggacagaaag 360  
 ctgacaccgc tggaatggtc ggagtcctg ctgcacctga tcaagcacag aggatacctg 420  
 tcgcagagaa agaacgaagg agaaacagca gacaaggaac tgggagcact gctgaaggga 480  
 gtcgcaggaa acgcacacgc actgcagaca ggagacttca gaacaccggc agaactggca 540  
 ctgaacaagt tcgaaaagga atcgggacac atcagaaacc agagatcggg ctactcgcac 600  
 acattctcga gaaaggacct gcaggcagaa ctgatcctgc tgttcgaaaa gcagaaggaa 660  
 ttcggaaacc cgcacgtctc gggaggactg aaggaaggaa tcgaaacact gctgatgaca 720  
 cagagaccgg cactgtcggg agacgcagtc cagaagatgc tgggacactg cacattcgaa 780  
 ccggcagaac cgaaggcagc aaagaacaca tacacagcag aaagattcat ctggctgaca 840  
 aagctgaaca acctgagaat cctggaacag ggatcggaaa gaccgctgac agacacagaa 900  
 agagcaacac tgatggacga accgtacaga aagtcgaagc tgacatacgc acaggcaaga 960  
 aagctgctgg gactggaaga cacagcattc ttcaaggac tgagatacgg aaaggacaac 1020  
 gcagaagcat cgacactgat ggaaatgaag gcataccacg caatctcgag agcactggaa 1080  
 aaggaaggac tgaaggacaa gaagtcgccg ctgaacctgt cgccggaact gcaggacgaa 1140  
 atcggaacag cattctcgt gttcaagaca gacgaagaca tcacaggaag actgaaggac 1200  
 agaatccagc cggaaatcct ggaagcactg ctgaagcaca tctcgttcga caagttcgtc 1260  
 cagatctcgc tgaaggcact gagaagaatc gtcccgtga tggaaacaggg aaagagatac 1320  
 gacgaagcat gcgcagaaat ctacggagac cactacggaa agaagaacac agaagaaaag 1380

atctacctgc	cgccgatccc	ggcagacgaa	atcagaaacc	cggtcgtcct	gagagcactg	1440
tcgcaggcaa	gaaaggtcat	caacggagtc	gtcagaagat	acggatcgcc	ggcaagaatc	1500
cacatcgaaa	cagcaagaga	agtcggaaaag	tcgttcaagg	acagaaagga	aatcgaaaag	1560
agacaggaag	aaaacagaaa	ggacagagaa	aaggcagcag	caaagttcag	agaatacttc	1620
ccgaacttcg	tcggagaacc	gaagtcgaag	gacatcctga	agctgagact	gtacgaacag	1680
cagcacggaa	agtcctgta	ctcgggaaaag	gaaatcaacc	tgggaagact	gaacgaaaag	1740
ggatacgtcg	aaatcgacca	cgactgccg	ttctcgagaa	catgggacga	ctcgttcaac	1800
aacaaggtcc	tggtcctggg	atcggaaaac	cagaacaagg	gaaaccagac	accgtacgaa	1860
tacttcaacg	gaaaggacaa	ctcgagagaa	tggcaggaat	tcaaggcaag	agtcgaaaca	1920
tcgagattcc	cgagatcgaa	gaagcagaga	atcctgctgc	agaagttcga	cgaagacgga	1980
ttcaaggaaa	gaaacctgaa	cgacacaaga	tacgtcaaca	gattcctgtg	ccagttcgtc	2040
gcagacagaa	tgagactgac	aggaaagggg	aagaagagag	tcttcgcatc	gaacggacag	2100
atcacaaaacc	tgctgagagg	attctggggg	ctgagaaaagg	tcagagcaga	aaacgacaga	2160
caccacgcac	tggaacgagt	cgtcgtcgca	tgctcgacag	tcgcaatgca	gcagaagatc	2220
acaagattcg	tcagatacaa	ggaaatgaac	gcattcgacg	gaaagacaat	cgacaaggaa	2280
acaggagaag	tcctgcacca	gaagacacac	ttcccgcagc	cgtgggaatt	cttcgcacag	2340
gaagtcatga	tcagagtctt	cggaaagccg	gacggaaaagc	cggaattcga	agaagcagac	2400
acactggaaa	agctgagaac	actgctggca	gaaaagctgt	cgtcgagacc	ggaagcagtc	2460
cacgaatacg	tcacaccgct	gttcgtctcg	agagcaccga	acagaaagat	gtcgggacag	2520
ggacacatgg	aaacagtcaa	gtcggcaaag	agactggacg	aaggagtctc	ggtcctgaga	2580
gtcccgtga	cacagctgaa	gctgaaggac	ctggaaaaga	tggtcaacag	agaaagagaa	2640
ccgaagctgt	acgaagcact	gaaggcaaga	ctggaagcac	acaaggacga	cccggcaaag	2700
gcattcgag	aaccgttcta	caagtacgac	aaggcaggaa	acagaacaca	gcaggtcaag	2760
gcagtcagag	tcgaacaggt	ccagaagaca	ggagtctggg	tcagaaacca	caacggaatc	2820

2018-09-27\_01155-0013-00PCT\_ST25.txt

gcagacaacg caacaatggt cagagtagac gtcttcgaaa agggagacaa gtactacctg 2880  
 gtcccgatct actcgtggca ggtcgcaaag ggaatcctgc cggacagagc agtcgtccag 2940  
 ggaaaggacg aagaagactg gcagctgatac gacgactcgt tcaacttcaa gttctcgctg 3000  
 caccggaacg acctggtcga agtcatcaca aagaaggcaa gaatgttcgg atacttcgca 3060  
 tcgtgccaca gaggaacagg aaacatcaac atcagaatcc acgacctgga ccacaagatc 3120  
 ggaaagaacg gaatcctgga aggaatcgga gtcaagacag cactgtcgtt ccagaagtac 3180  
 cagatcgacg aactgggaaa ggaaatcaga ccgtgcagac tgaagaagag accgccggtc 3240  
 agatccggaa agagaacagc agacggatcg gaattcgaat cgccgaagaa gaagagaaaag 3300  
 gtcgaa 3306

<210> 267  
 <211> 3636  
 <212> DNA  
 <213> Artificial Sequence

<220>  
 <223> Synthetic: Transcript comprising SEQ ID NO: 265 (encoding  
 Neisseria meningitidis Cas9)

<400> 267  
 gggagaccca agctggctag cgtttaaact taagcttggga tccgccacca tggcagcatt 60  
 caagccgaac tcgatcaact acatcctggg actggacatc ggaatcgcac cggtcggatg 120  
 ggcaatggtc gaaatcgacg aagaagaaaa ccgatcaga ctgatcgacc tgggagtcag 180  
 agtcttcgaa agagcagaag tcccgaagac aggagactcg ctggcaatgg caagaagact 240  
 ggcaagatcg gtcagaagac tgacaagaag aagagcacac agactgctga gaacaagaag 300  
 actgctgaag agagaaggag tcctgcaggc agcaaacttc gacgaaaacg gactgatcaa 360  
 gtcgctgccg aacacaccgt ggacgctgag agcagcagca ctggacagaa agctgacacc 420  
 gctggaatgg tcggcagtcc tgctgcacct gatcaagcac agaggatacc tgtcgcagag 480  
 aaagaacgaa ggagaaacag cagacaagga actgggagca ctgctgaagg gagtcgcagg 540  
 aaacgcacac gactgcaga caggagactt cagaacaccg gcagaactgg cactgaacaa 600

2018-09-27\_01155-0013-00PCT\_ST25.txt

gttcgaaaag gaatcgggac acatcagaaa ccagagatcg gactactcgc acacattctc	660
gagaaaggac ctgcaggcag aactgacatcct gctgttcgaa aagcagaagg aattcggaaa	720
cccgcacgtc tcgggaggac tgaaggaagg aatcgaaca ctgctgatga cacagagacc	780
ggcactgtcg ggagacgcag tccagaagat gctgggacac tgcacattcg aaccggcaga	840
accgaaggca gcaaagaaca catacacagc agaaagattc atctggctga caaagctgaa	900
caacctgaga atcctggaac agggatcggg aagaccgctg acagacacag aaagagcaac	960
actgatggac gaaccgtaca gaaagtcgaa gctgacatac gcacaggcaa gaaagctgct	1020
gggactggaa gacacagcat tcttcaaggg actgagatac ggaaaggaca acgcagaagc	1080
atcgacactg atggaaatga aggcatacca cgcaatctcg agagcactgg aaaaggaagg	1140
actgaaggac aagaagtcgc cgctgaacct gtcgccggaa ctgcaggacg aaatcggaac	1200
agcattctcg ctgttcaaga cagacgaaga catcacagga agactgaagg acagaatcca	1260
gccgaaaatc ctggaagcac tgctgaagca catctcgttc gacaagtctg tccagatctc	1320
gctgaaggca ctgagaagaa tcgtcccgtc gatggaacag ggaaagagat acgacgaagc	1380
atgcgcagaa atctacggag accactacgg aaagaagaac acagaagaaa agatctacct	1440
gccgccgatc ccggcagacg aatcagaaa cccggtcgtc ctgagagcac tgtcgcaggc	1500
aagaaaggtc atcaacggag tcgtcagaag atacggatcg ccggcaagaa tccacatcga	1560
aacagcaaga gaagtcggaa agtcgttcaa ggacagaaag gaaatcgaag agagacagga	1620
agaaaacaga aaggacagag aaaaggcagc agcaaagttc agagaatact tcccgaactt	1680
cgtcggagaa ccgaagtcga aggacatcct gaagctgaga ctgtacgaac agcagcacgg	1740
aaagtgcctg tactcgggaa aggaaatcaa cctgggaaga ctgaacgaaa agggatacgt	1800
cgaaatcgac cacgcactgc cgttctcgag aacatgggac gactcgttca acaacaaggt	1860
cctggtcctg ggatcggaaa accagaacaa gggaaaccag acaccgtacg aatacttcaa	1920
cggaaaggac aactcgagag aatggcagga attcaaggca agagtgcgaaa catcgagatt	1980
cccgagatcg aagaagcaga gaatcctgct gcagaagttc gacgaagacg gattcaagga	2040

2018-09-27\_01155-0013-00PCT\_ST25.txt

aagaaacctg aacgacacaa gatacgtcaa cagattcctg tgccagttcg tcgcagacag	2100
aatgagactg acaggaaagg gaaagaagag agtcttcgca tcgaacggac agatcacaaa	2160
cctgctgaga ggattctggg gactgagaaa ggtcagagca gaaaacgaca gacaccacgc	2220
actggacgca gtcgtcgtcg catgctcgac agtcgcaatg cagcagaaga tcacaagatt	2280
cgtcagatac aaggaaatga acgcattcga cggaaagaca atcgacaagg aaacaggaga	2340
agtcctgcac cagaagacac acttcccgca gccgtgggaa ttcttcgcac aggaagtcac	2400
gatcagagtc ttcggaaagc cggacggaaa gccggaattc gaagaagcag acacactgga	2460
aaagctgaga aactgctgg cagaaaagct gtcgtcgaga ccggaagcag tccacgaata	2520
cgtcacaccg ctgttcgtct cgagagcacc gaacagaaag atgtcgggac agggacacac	2580
ggaaacagtc aagtcggcaa agagactgga cgaaggagtc tcggtcctga gagtcccgt	2640
gacacagctg aagctgaagg acctggaaaa gatggtcaac agagaaagag aaccgaagct	2700
gtacgaagca ctgaaggcaa gactggaagc acacaaggac gacccggcaa aggcattcgc	2760
agaaccgttc tacaagtacg acaaggcagg aaacagaaca cagcaggtca aggcagtcag	2820
agtcgaacag gtccagaaga caggagtctg ggtcagaaac cacaacggaa tcgcagacaa	2880
cgcaacaatg gtcagagtag acgtcttcga aaaggagac aagtactacc tgggtcccgat	2940
ctactcgtgg caggtcgcaa agggaatcct gccggacaga gcagtcgtcc agggaaagga	3000
cgaagaagac tggcagctga tcgacgactc gttcaacttc aagttctcgc tgcacccgaa	3060
cgacctggtc gaagtcacat caaagaaggc aagaatgttc ggatacttcg catcgtgcca	3120
cagaggaaca ggaaacatca acatcagaat ccacgacctg gaccacaaga tcggaaagaa	3180
cggaatcctg gaaggaatcg gactcaagac agcactgtcg ttccagaagt accagatcga	3240
cgaactggga aaggaaatca gaccgtgcag actgaagaag agaccgccgg tcagatccgg	3300
aaagagaaca gcagacggat cggaattcga atcgccgaag aagaagagaa aggtcgaatg	3360
atagctagct cgagtctaga gggcccgtt aaaccgctg atcagcctcg actgtgcctt	3420
ctagttgcca gccatctgtt gtttcccct ccccggtgcc ttccttgacc ctggaaggtg	3480

ccactccac tgtcctttcc taataaatg aggaaattgc atcgattgt ctgagtaggt 3540  
 gtcattctat tctgggggggt ggggtggggc aggacagcaa gggggaggat tgggaagaca 3600  
 atagcaggca tgctggggat gcggtgggct ctatgg 3636

<210> 268  
 <211> 1103  
 <212> PRT  
 <213> Artificial Sequence

<220>  
 <223> Synthetic: Amino acid sequence of Neisseria meningitidis Cas9

<400> 268

Met Ala Ala Phe Lys Pro Asn Ser Ile Asn Tyr Ile Leu Gly Leu Asp  
 1 5 10 15

Ile Gly Ile Ala Ser Val Gly Trp Ala Met Val Glu Ile Asp Glu Glu  
 20 25 30

Glu Asn Pro Ile Arg Leu Ile Asp Leu Gly Val Arg Val Phe Glu Arg  
 35 40 45

Ala Glu Val Pro Lys Thr Gly Asp Ser Leu Ala Met Ala Arg Arg Leu  
 50 55 60

Ala Arg Ser Val Arg Arg Leu Thr Arg Arg Arg Ala His Arg Leu Leu  
 65 70 75 80

Arg Thr Arg Arg Leu Leu Lys Arg Glu Gly Val Leu Gln Ala Ala Asn  
 85 90 95

Phe Asp Glu Asn Gly Leu Ile Lys Ser Leu Pro Asn Thr Pro Trp Gln  
 100 105 110

Leu Arg Ala Ala Ala Leu Asp Arg Lys Leu Thr Pro Leu Glu Trp Ser  
 115 120 125

Ala Val Leu Leu His Leu Ile Lys His Arg Gly Tyr Leu Ser Gln Arg  
 130 135 140

Lys Asn Glu Gly Glu Thr Ala Asp Lys Glu Leu Gly Ala Leu Leu Lys  
 145 150 155 160

Gly Val Ala Gly Asn Ala His Ala Leu Gln Thr Gly Asp Phe Arg Thr  
 165 170 175

Pro Ala Glu Leu Ala Leu Asn Lys Phe Glu Lys Glu Ser Gly His Ile  
 180 185 190

Arg Asn Gln Arg Ser Asp Tyr Ser His Thr Phe Ser Arg Lys Asp Leu  
 195 200 205

Gln Ala Glu Leu Ile Leu Leu Phe Glu Lys Gln Lys Glu Phe Gly Asn  
 210 215 220

Pro His Val Ser Gly Gly Leu Lys Glu Gly Ile Glu Thr Leu Leu Met  
 225 230 235 240

Thr Gln Arg Pro Ala Leu Ser Gly Asp Ala Val Gln Lys Met Leu Gly  
 245 250 255

His Cys Thr Phe Glu Pro Ala Glu Pro Lys Ala Ala Lys Asn Thr Tyr  
 260 265 270

Thr Ala Glu Arg Phe Ile Trp Leu Thr Lys Leu Asn Asn Leu Arg Ile  
 275 280 285

Leu Glu Gln Gly Ser Glu Arg Pro Leu Thr Asp Thr Glu Arg Ala Thr  
 290 295 300

Leu Met Asp Glu Pro Tyr Arg Lys Ser Lys Leu Thr Tyr Ala Gln Ala  
 305 310 315 320

Arg Lys Leu Leu Gly Leu Glu Asp Thr Ala Phe Phe Lys Gly Leu Arg  
 325 330 335

Tyr Gly Lys Asp Asn Ala Glu Ala Ser Thr Leu Met Glu Met Lys Ala  
 340 345 350

Tyr His Ala Ile Ser Arg Ala Leu Glu Lys Glu Gly Leu Lys Asp Lys  
 355 360 365

Lys Ser Pro Leu Asn Leu Ser Pro Glu Leu Gln Asp Glu Ile Gly Thr  
 370 375 380

Ala Phe Ser Leu Phe Lys Thr Asp Glu Asp Ile Thr Gly Arg Leu Lys  
 385 390 395 400

Asp Arg Ile Gln Pro Glu Ile Leu Glu Ala Leu Leu Lys His Ile Ser  
 405 410 415

Phe Asp Lys Phe Val Gln Ile Ser Leu Lys Ala Leu Arg Arg Ile Val  
 420 425 430

Pro Leu Met Glu Gln Gly Lys Arg Tyr Asp Glu Ala Cys Ala Glu Ile  
 435 440 445

Tyr Gly Asp His Tyr Gly Lys Lys Asn Thr Glu Glu Lys Ile Tyr Leu  
 450 455 460

Pro Pro Ile Pro Ala Asp Glu Ile Arg Asn Pro Val Val Leu Arg Ala  
 465 470 475 480

Leu Ser Gln Ala Arg Lys Val Ile Asn Gly Val Val Arg Arg Tyr Gly  
 485 490 495

Ser Pro Ala Arg Ile His Ile Glu Thr Ala Arg Glu Val Gly Lys Ser  
 500 505 510



Phe Lys Asp Arg Lys Glu Ile Glu Lys Arg Gln Glu Glu Asn Arg Lys  
515 520 525

Asp Arg Glu Lys Ala Ala Ala Lys Phe Arg Glu Tyr Phe Pro Asn Phe  
530 535 540

Val Gly Glu Pro Lys Ser Lys Asp Ile Leu Lys Leu Arg Leu Tyr Glu  
545 550 555 560

Gln Gln His Gly Lys Cys Leu Tyr Ser Gly Lys Glu Ile Asn Leu Gly  
565 570 575

Arg Leu Asn Glu Lys Gly Tyr Val Glu Ile Asp His Ala Leu Pro Phe  
580 585 590

Ser Arg Thr Trp Asp Asp Ser Phe Asn Asn Lys Val Leu Val Leu Gly  
595 600 605

Ser Glu Asn Gln Asn Lys Gly Asn Gln Thr Pro Tyr Glu Tyr Phe Asn  
610 615 620

Gly Lys Asp Asn Ser Arg Glu Trp Gln Glu Phe Lys Ala Arg Val Glu  
625 630 635 640

Thr Ser Arg Phe Pro Arg Ser Lys Lys Gln Arg Ile Leu Leu Gln Lys  
645 650 655

Phe Asp Glu Asp Gly Phe Lys Glu Arg Asn Leu Asn Asp Thr Arg Tyr  
660 665 670

Val Asn Arg Phe Leu Cys Gln Phe Val Ala Asp Arg Met Arg Leu Thr  
675 680 685

Gly Lys Gly Lys Lys Arg Val Phe Ala Ser Asn Gly Gln Ile Thr Asn  
690 695 700

Leu Leu Arg Gly Phe Trp Gly Leu Arg Lys Val Arg Ala Glu Asn Asp  
 705 710 715 720

Arg His His Ala Leu Asp Ala Val Val Val Ala Cys Ser Thr Val Ala  
 725 730 735

Met Gln Gln Lys Ile Thr Arg Phe Val Arg Tyr Lys Glu Met Asn Ala  
 740 745 750

Phe Asp Gly Lys Thr Ile Asp Lys Glu Thr Gly Glu Val Leu His Gln  
 755 760 765

Lys Thr His Phe Pro Gln Pro Trp Glu Phe Phe Ala Gln Glu Val Met  
 770 775 780

Ile Arg Val Phe Gly Lys Pro Asp Gly Lys Pro Glu Phe Glu Glu Ala  
 785 790 795 800

Asp Thr Leu Glu Lys Leu Arg Thr Leu Leu Ala Glu Lys Leu Ser Ser  
 805 810 815

Arg Pro Glu Ala Val His Glu Tyr Val Thr Pro Leu Phe Val Ser Arg  
 820 825 830

Ala Pro Asn Arg Lys Met Ser Gly Gln Gly His Met Glu Thr Val Lys  
 835 840 845

Ser Ala Lys Arg Leu Asp Glu Gly Val Ser Val Leu Arg Val Pro Leu  
 850 855 860

Thr Gln Leu Lys Leu Lys Asp Leu Glu Lys Met Val Asn Arg Glu Arg  
 865 870 875 880

Glu Pro Lys Leu Tyr Glu Ala Leu Lys Ala Arg Leu Glu Ala His Lys  
 885 890 895

Asp Asp Pro Ala Lys Ala Phe Ala Glu Pro Phe Tyr Lys Tyr Asp Lys  
 900 905 910

Ala Gly Asn Arg Thr Gln Gln Val Lys Ala Val Arg Val Glu Gln Val  
 915 920 925

Gln Lys Thr Gly Val Trp Val Arg Asn His Asn Gly Ile Ala Asp Asn  
 930 935 940

Ala Thr Met Val Arg Val Asp Val Phe Glu Lys Gly Asp Lys Tyr Tyr  
 945 950 955 960

Leu Val Pro Ile Tyr Ser Trp Gln Val Ala Lys Gly Ile Leu Pro Asp  
 965 970 975

Arg Ala Val Val Gln Gly Lys Asp Glu Glu Asp Trp Gln Leu Ile Asp  
 980 985 990

Asp Ser Phe Asn Phe Lys Phe Ser Leu His Pro Asn Asp Leu Val Glu  
 995 1000 1005

Val Ile Thr Lys Lys Ala Arg Met Phe Gly Tyr Phe Ala Ser Cys  
 1010 1015 1020

His Arg Gly Thr Gly Asn Ile Asn Ile Arg Ile His Asp Leu Asp  
 1025 1030 1035

His Lys Ile Gly Lys Asn Gly Ile Leu Glu Gly Ile Gly Val Lys  
 1040 1045 1050

Thr Ala Leu Ser Phe Gln Lys Tyr Gln Ile Asp Glu Leu Gly Lys  
 1055 1060 1065

Glu Ile Arg Pro Cys Arg Leu Lys Lys Arg Pro Pro Val Arg Ser  
 1070 1075 1080

Gly Lys Arg Thr Ala Asp Gly Ser Glu Phe Glu Ser Pro Lys Lys  
1085 1090 1095

Lys Arg Lys Val Glu  
1100

<210> 269  
<211> 100  
<212> RNA  
<213> Artificial Sequence

<220>  
<223> Synthetic: G390 single guide RNA targeting the rat TTR gene

<220>  
<221> modified\_base  
<222> (1)..(3)  
<223> PS linkage, 2'-O-Me nucleotide

<220>  
<221> modified\_base  
<222> (29)..(40)  
<223> 2'-O-Me nucleotide

<220>  
<221> modified\_base  
<222> (69)..(96)  
<223> 2'-O-Me nucleotide

<220>  
<221> modified\_base  
<222> (97)..(100)  
<223> PS linkage, 2'-O-Me nucleotide

<400> 269  
gccgagucug gagagcugca guuuuagagc uagaaaagc aaguuaaaau aaggcuaguc 60  
cguaaucaac uugaaaaagu ggcaccgagu cggugcuuuu 100

<210> 270  
<211> 74  
<212> RNA

<213> Artificial Sequence

<220>

<223> Synthetic: trRNA

<400> 270  
aacagcauag caaguuaaaa uaaggcuagu ccguuaucaa cuugaaaaag uggcaccgag 60  
ucggugcuuu uuuu 74

<210> 271

<400> 271  
000

<210> 272  
<211> 100  
<212> RNA  
<213> Artificial Sequence

<220>

<223> Synthetic: G534 single guide RNA targeting the rat TTR gene

<220>

<221> modified\_base  
<222> (1)..(3)  
<223> PS linkage, 2'-O-Me nucleotide

<220>

<221> modified\_base  
<222> (29)..(40)  
<223> 2'-O-Me nucleotide

<220>

<221> modified\_base  
<222> (69)..(96)  
<223> 2'-O-Me nucleotide

<220>

<221> modified\_base  
<222> (97)..(100)  
<223> PS linkage, 2'-O-Me nucleotide

<400> 272  
acgcaauau caguccagcg guuuuagagc uagaaauagc aaguuaaaau aaggcuaguc 60

cguaaucaac uugaaaaagu ggcaccgagu cggugcuuuu

100

<210> 273  
 <211> 95  
 <212> RNA  
 <213> Artificial Sequence

<220>  
 <223> Synthetic: G000395 5 truncated inactive sgRNA modified sequence

<220>  
 <221> modified\_base  
 <222> (1)..(3)  
 <223> PS linkage, 2'-O-Me nucleotide

<220>  
 <221> modified\_base  
 <222> (24)..(35)  
 <223> 2'-O-Me nucleotide

<220>  
 <221> modified\_base  
 <222> (64)..(91)  
 <223> 2'-O-Me nucleotide

<220>  
 <221> modified\_base  
 <222> (92)..(95)  
 <223> PS linkage, 2'-O-Me nucleotide

<400> 273  
 gcaauggugu agcggguuuu agagcuagaa auagcaaguu aaaauaaggc uaguccguua 60

ucaacuugaa aaaguggcac cgagucggug cuuuu 95

<210> 274  
 <211> 7  
 <212> PRT  
 <213> Artificial Sequence

<220>  
 <223> Synthetic: SV40 NLS

<400> 274

Pro Lys Lys Lys Arg Lys Val  
1 5

<210> 275  
<211> 7  
<212> PRT  
<213> Artificial Sequence

<220>  
<223> Synthetic: Alternate SV40 NLS

<400> 275

Pro Lys Lys Lys Arg Arg Val  
1 5

<210> 276  
<211> 16  
<212> PRT  
<213> Artificial Sequence

<220>  
<223> Synthetic: Nucleoplasmin NLS

<400> 276

Lys Arg Pro Ala Ala Thr Lys Lys Ala Gly Gln Ala Lys Lys Lys Lys  
1 5 10 15

<210> 277  
<211> 10  
<212> RNA  
<213> Artificial Sequence

<220>  
<223> Synthetic: Exemplary Kozak sequence

<400> 277

gccrccaugg

10

<210> 278  
<211> 13  
<212> RNA  
<213> Artificial Sequence

2018-09-27\_01155-0013-00PCT\_ST25.txt

<220>

<223> Synthetic: Exemplary Kozak sequence

<400> 278

gccgccrcca ugg

13