



US00D769240S

(12) **United States Design Patent** (10) **Patent No.:** **US D769,240 S**
Yu (45) **Date of Patent:** **** Oct. 18, 2016**

(54) **ALL-IN-ONE COMPUTER**
(71) Applicant: **Lenovo (Beijing) Co., Ltd.**, Beijing (CN)
(72) Inventor: **Fei Yu**, Beijing (CN)
(73) Assignee: **Lenovo (Beijing) Co., Ltd.**, Beijing (CN)
(**) Term: **14 Years**
(21) Appl. No.: **29/520,513**
(22) Filed: **Mar. 16, 2015**

(30) **Foreign Application Priority Data**
Sep. 30, 2014 (CN) 2014 3 0369023
(51) **LOC (10) Cl.** **14-02**
(52) **U.S. Cl.**
USPC **D14/336; D14/371**
(58) **Field of Classification Search**
USPC D14/341, 336, 337, 126-129, 371-374;
D18/1, 2, 7, 11; 235/145 A, 145 R;
341/22, 23; 345/104, 156, 168, 169,
345/173; 361/679.08, 679.09, 679.11,
361/679.26, 679.27
CPC G06F 1/16; G06F 1/1616; G06F 1/1626;
G06F 1/1632; G06F 1/1613; G06F 1/1601;
G06F 1/1618; G06F 1/162; G06F 1/166;
G06F 1/1654; G06F 1/1681; G06F 1/1637;
G06F 1/1688; G06F 3/037; H01R 35/02;
H03M 11/00; G09B 13/04; H03K 17/94;
G09G 5/00; F16M 11/10; F16M 11/00;
F16M 11/02; F16M 11/18; H05K 5/00;
H04M 1/0237

See application file for complete search history.

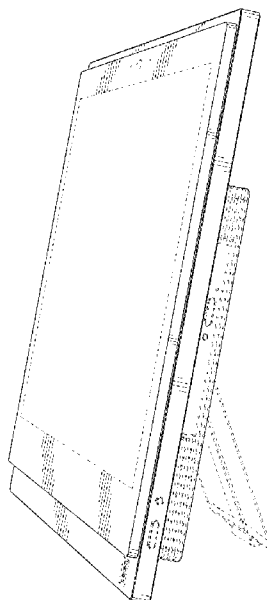
(56) **References Cited**
U.S. PATENT DOCUMENTS
D355,170 S * 2/1995 Mizusugi D14/336
D424,068 S * 5/2000 Takemasa D14/126
D494,173 S * 8/2004 Lin D14/374
D524,312 S * 7/2006 Young D14/375
D599,792 S * 9/2009 Lin D14/331
D606,071 S * 12/2009 Wu D14/336
D628,199 S * 11/2010 Yukikado D14/371
D642,081 S * 7/2011 Kashimoto D10/49
D659,692 S * 5/2012 Jung D14/341
D678,877 S * 3/2013 Groene D14/341
D691,980 S * 10/2013 Park D14/138 G
D712,399 S * 9/2014 Sohn D14/336
2003/0058372 A1 * 3/2003 Williams F16M 11/18
348/836

* cited by examiner
Primary Examiner — Freda S Nunn
(74) *Attorney, Agent, or Firm* — Oppedahl Patent Law Firm LLC

(57) **CLAIM**
The ornamental design for the all-in-one computer, as shown and described.

DESCRIPTION
FIG. 1 is a front view of my new design for an all-in-one computer;
FIG. 2 is a rear view thereof;
FIG. 3 is a left side view thereof;
FIG. 4 is a right side view thereof;
FIG. 5 is a top view thereof;
FIG. 6 is a bottom view thereof; and,
FIG. 7 is a perspective view thereof.
Broken lines shown in the drawings illustrate portions of the all-in-one computer and form no part of the claimed design.

1 Claim, 7 Drawing Sheets



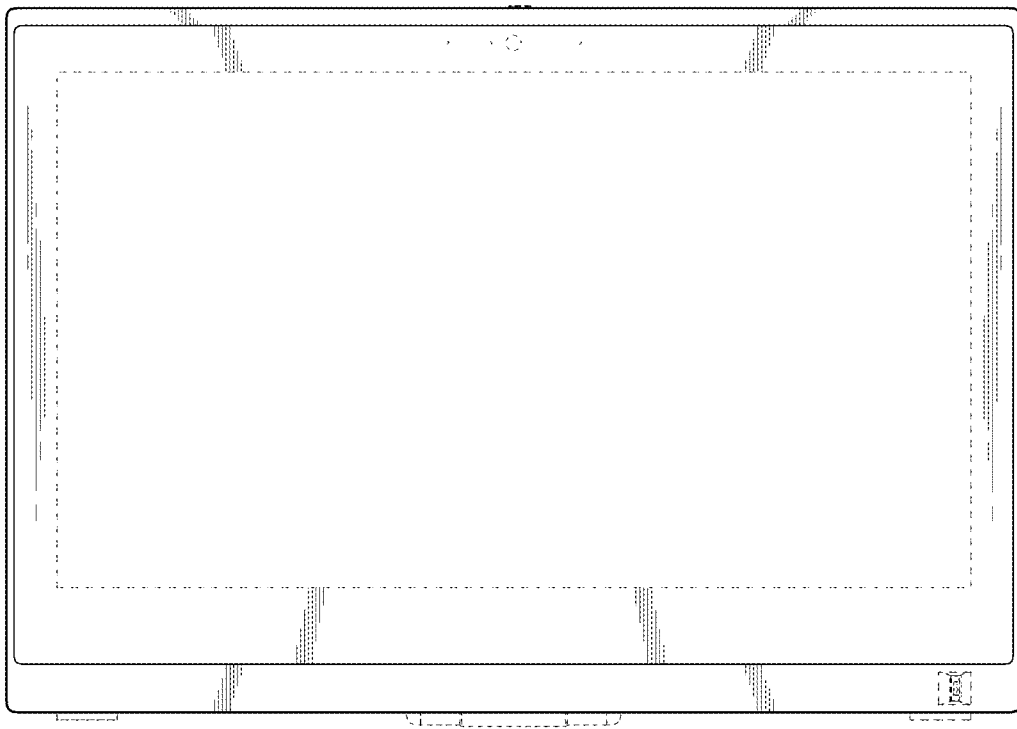


Figure 1

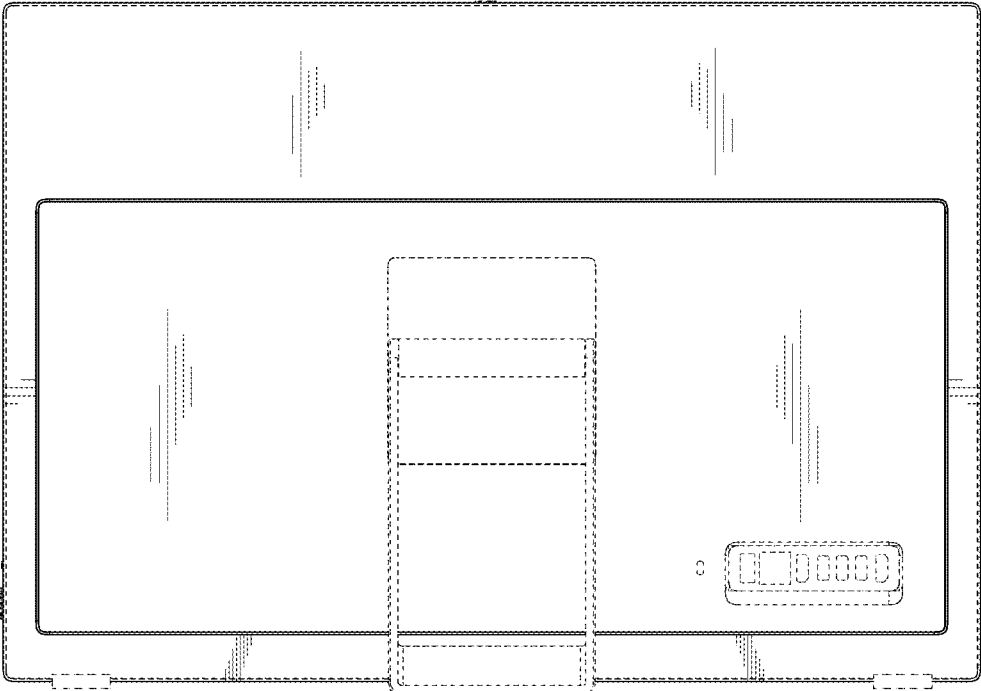


Figure 2

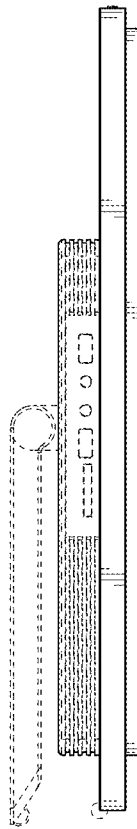


Figure 3

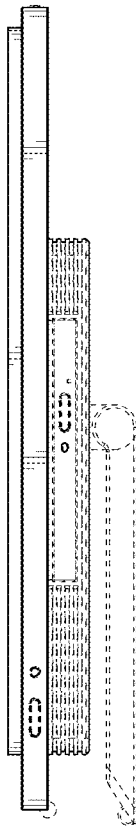


Figure 4

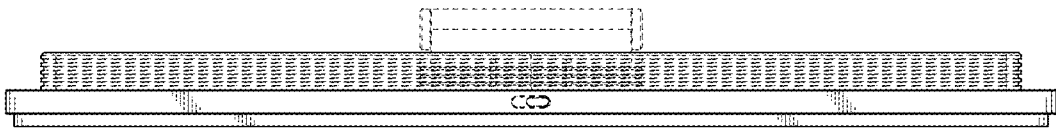


Figure 5

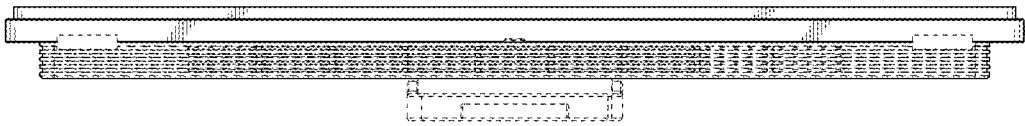


Figure 6

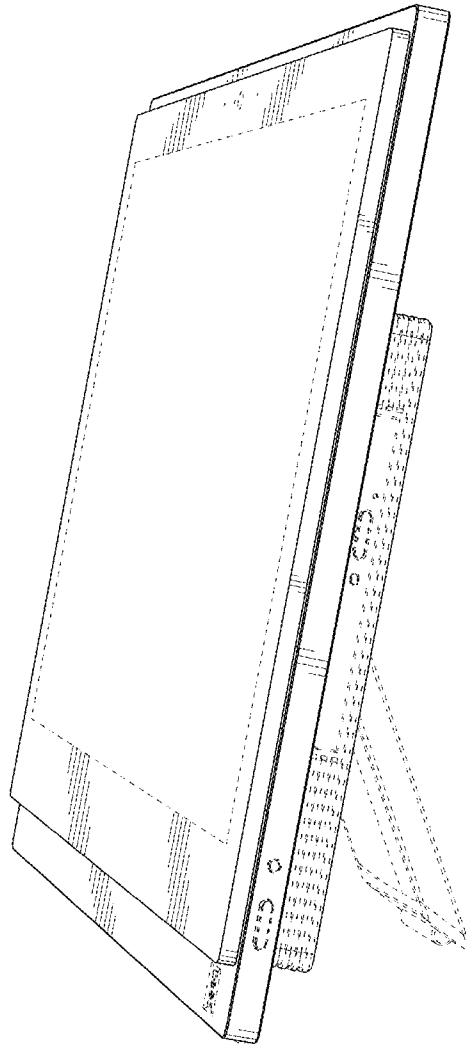


Figure 7