



US00D849030S

(12) **United States Design Patent**
Shook et al.

(10) **Patent No.:** **US D849,030 S**

(45) **Date of Patent:** **** May 21, 2019**

(54) **DISPLAY SCREEN WITH GRAPHICAL USER INTERFACE**

(71) Applicant: **Deere & Company**, Moline, IL (US)

(72) Inventors: **Gerald Shook**, Fairfield, IA (US); **Eric R. Lang**, Newhall, IA (US); **Daniel E. Derscheid**, Hedrick, IA (US); **Sean Pyne-Moran**, Chicago, IL (US)

(73) Assignee: **DEERE & COMPANY**, Moline, IL (US)

(**) Term: **15 Years**

(21) Appl. No.: **29/602,034**

(22) Filed: **Apr. 27, 2017**

(51) **LOC (11) Cl.** **14-04**

(52) **U.S. Cl.** **D14/486**
USPC

(58) **Field of Classification Search**

USPC D14/485-495; 345/1.1, 1.2, 2.1-2.3, 3.1, 345/902; 715/763, 810, 836, 837, 846, 715/847, 977
CPC G06F 3/048; G06F 3/0481; G06F 3/04812; G06F 3/04817; G06F 3/0482; G06F 3/0483; G06F 3/0484; G06F 3/04847; G06F 3/0485; G06F 3/04855; G06F 3/04886; G06Q 30/00; H03J 1/00; H03J 1/0008; H03J 1/0016; H03J 1/0025; H04N 5/00; H04N 5/08; H04N 5/14; H04N 5/222; H04N 5/225; H04N 5/232; H04N 5/445; H04N 5/44543; H04N 5/45; H04N 2005/44517; H04N 2005/44521; H04N 2005/44526; H04N 2005/4453; H04N 2005/44534; H04N 2005/44539; H04N 2005/44547; H04N 2005/44556; H04N 2005/44556; H04N 2005/44565; H04N 2005/44569; H04N 2005/44573; H04N 21/00; H04N 21/234; H04N 21/431; H04N 21/4312; H04N 21/4314; H04N 21/4316

See application file for complete search history.

(56) **References Cited**

U.S. PATENT DOCUMENTS

D692,452 S * 10/2013 Percy D14/486
D707,245 S * 6/2014 Bruck D14/486
D723,576 S * 3/2015 Jones D14/485
D739,429 S * 9/2015 Veilleux D14/488
D752,079 S 3/2016 Sikkema et al.
D764,483 S 8/2016 Heinrich et al.

(Continued)

OTHER PUBLICATIONS

Applicant Deere & Company, U.S. Appl. No. 62/347,929, filed Jun. 9, 2016.

Primary Examiner — Cathron C Brooks

Assistant Examiner — Christian P. McLean

(74) *Attorney, Agent, or Firm* — Klintworth & Rozenblat IP LLP

(57) **CLAIM**

The ornamental design for a display screen with graphical user interface, as shown and described.

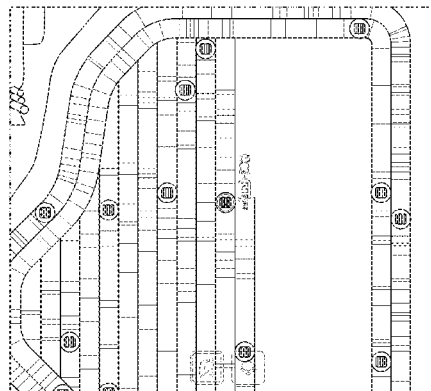
DESCRIPTION

FIG. 1 is a front view of a display screen with graphical user interface according to a first embodiment of our new design; FIG. 2 is a front view of a display screen with graphical user interface according to a second embodiment of our new design; and,

FIG. 3 is a front view of a display screen with graphical user interface according to a third embodiment of our new design.

The dot-dash broken line illustrates a display screen and forms no part of the claimed design. The remaining evenly-dashed broken lines illustrate portions of the graphical user interface that form no part of the claimed design.

1 Claim, 3 Drawing Sheets



(56)

References Cited

U.S. PATENT DOCUMENTS

D765,107	S	8/2016	Heinrich et al.	
D788,126	S *	5/2017	Evnin	D14/485
D797,779	S *	9/2017	Ochocinski	D14/486
D800,736	S *	10/2017	Herman	D14/485
D805,532	S *	12/2017	Sonneville	D14/485
D807,378	S *	1/2018	Imamura	D14/485
D822,688	S *	7/2018	Lee	D14/485
D830,402	S *	10/2018	Javed	D14/486
2017/0354092	A1	12/2017	Lang et al.	

* cited by examiner

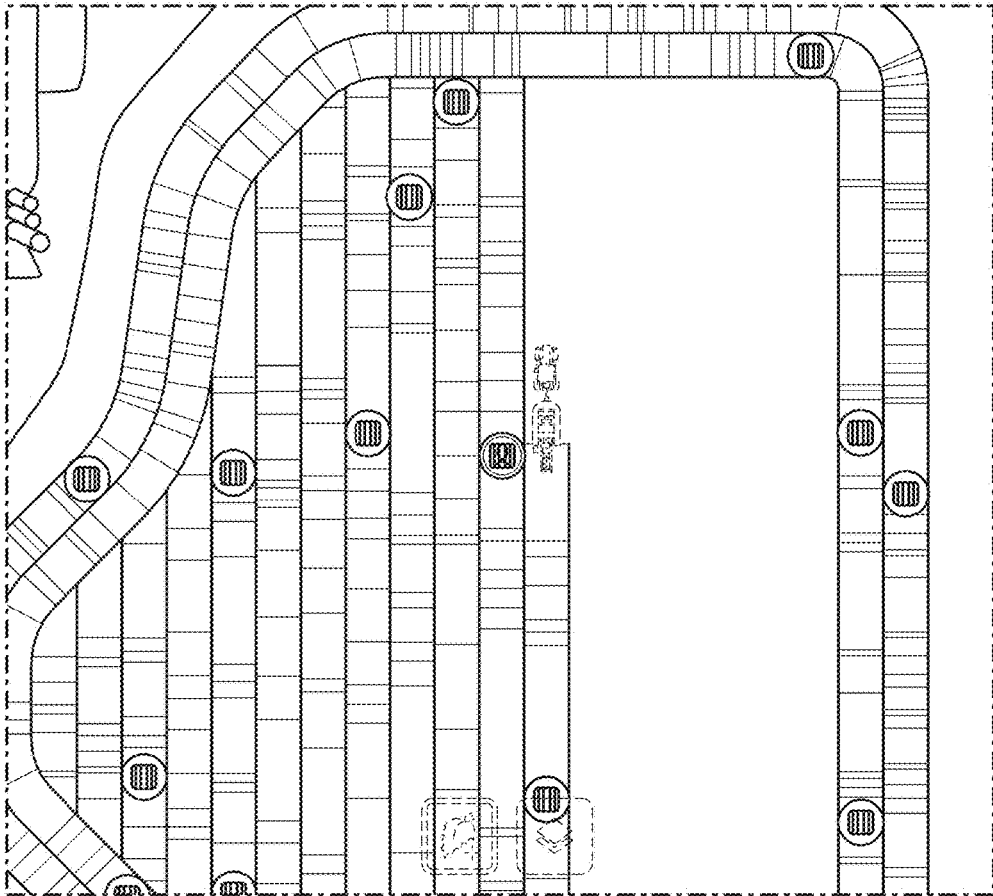


FIG. 1

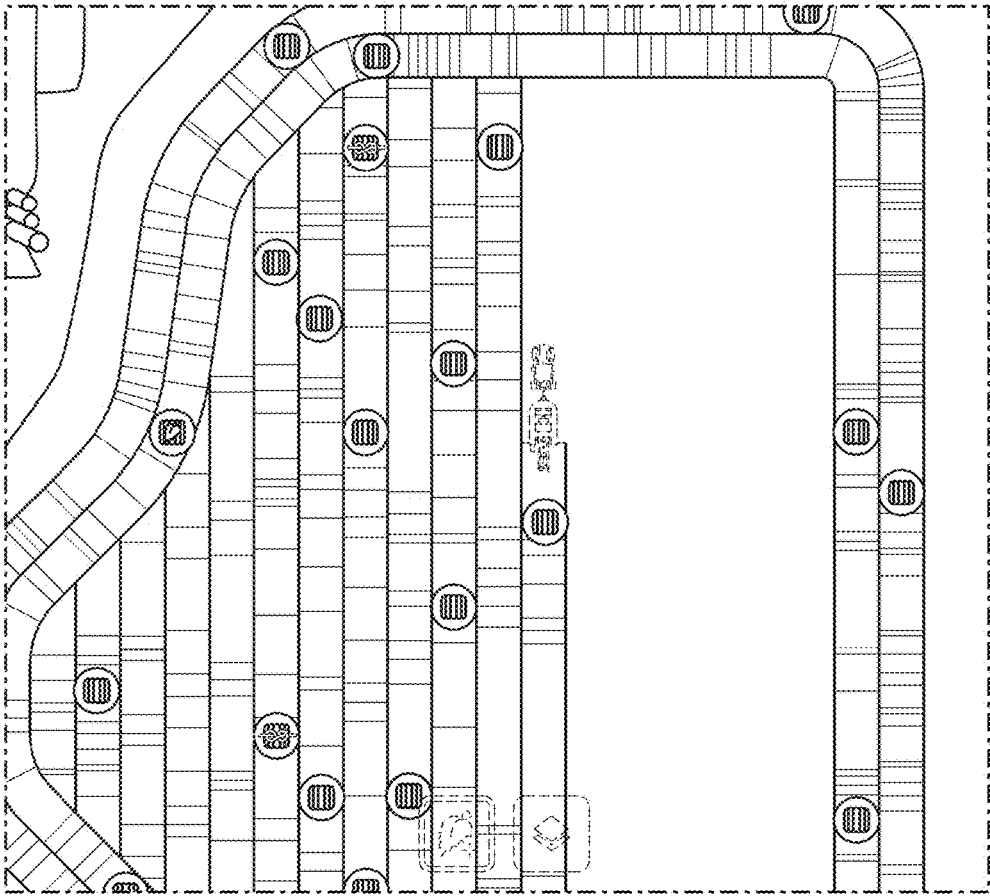


FIG. 2

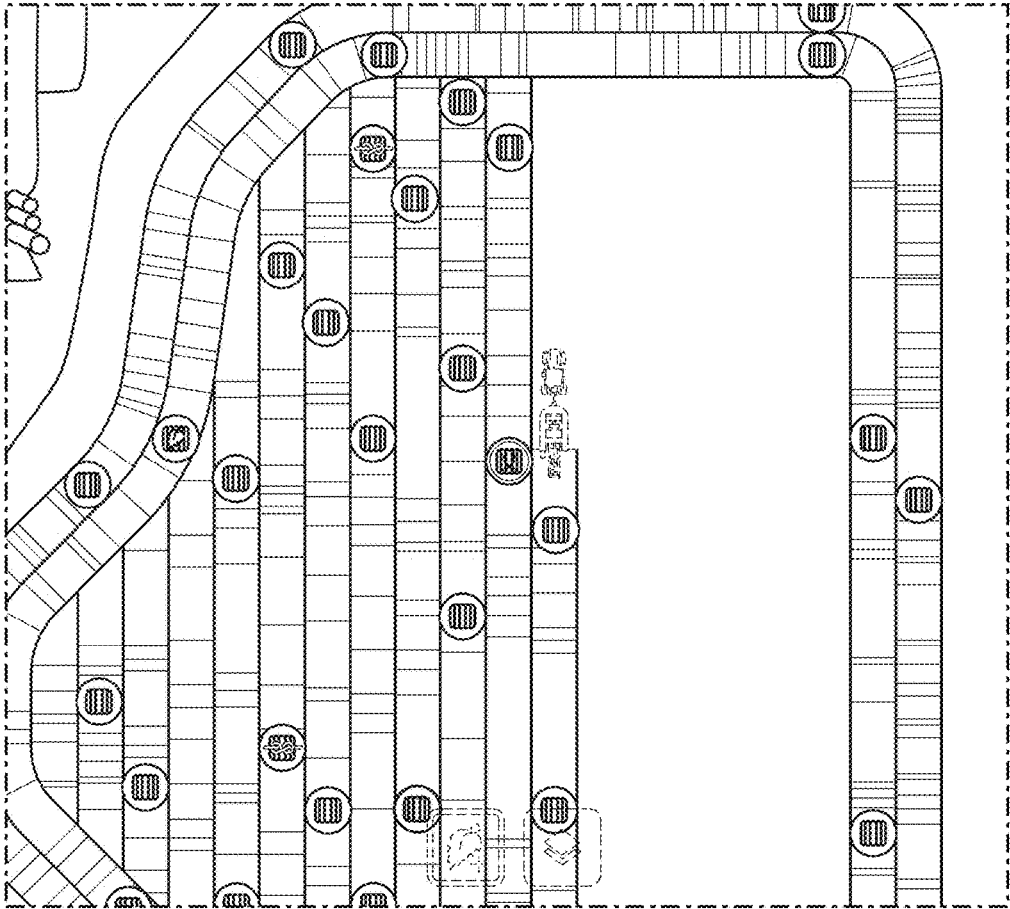


FIG. 3