



(12) **United States Design Patent**
De Majo

(10) **Patent No.:** **US D878,664 S**
(45) **Date of Patent:** **** Mar. 17, 2020**

- (54) **LAMP**
- (71) Applicant: **ZAFFERANO S.R.L.**, Quinto di Treviso (IT)
- (72) Inventor: **Federico De Majo**, Monastier di Treviso (IT)
- (73) Assignee: **ZAFFERANO S.R.L.**, Quinto di Treviso (IT)
- (**) Term: **15 Years**
- (21) Appl. No.: **29/673,137**
- (22) Filed: **Dec. 12, 2018**
- (30) **Foreign Application Priority Data**

D549,385 S *	8/2007	Lissoni	D26/89
D580,090 S *	11/2008	Kubler	D26/105
D606,236 S *	12/2009	Sabernig	D26/93
D625,039 S *	10/2010	Citterio	D26/93
D647,242 S *	10/2011	Staples	D26/93
8,469,559 B2 *	6/2013	Williams	G02B 6/0033 362/296.05
D738,561 S *	9/2015	Ellis	D26/110
D741,536 S *	10/2015	Ellis	D26/110
D781,487 S *	3/2017	Starck	D26/89
D788,972 S *	6/2017	Araiza	D26/105
D790,108 S *	6/2017	Starck	D26/93
D790,109 S *	6/2017	Starck	D26/93
D790,748 S *	6/2017	Starck	D26/93
9,736,899 B2 *	8/2017	Park	F21V 23/0435
D801,572 S *	10/2017	Starck	D26/110
D803,462 S *	11/2017	Couckhuys	D26/93
D805,677 S *	12/2017	Starck	D26/93
D808,063 S *	1/2018	Starck	D26/110
D810,349 S *	2/2018	Sempe	D26/104

(Continued)

Jun. 13, 2018 (EP) 005309325

- (51) **LOC (12) Cl.** **26-05**
- (52) **U.S. Cl.**
USPC **D26/93**

- (58) **Field of Classification Search**
USPC D26/1, 24, 88, 93, 104, 105, 106, 107,
D26/108, 109, 110, 128; 362/352, 363,
362/395, 431
CPC F21S 6/00; F21S 6/002; F21S 6/004; F21S
6/007; F21S 8/00; F21S 8/04; F21S
8/024; F21S 8/026; F21S 8/031; F21S
8/033; F21S 8/035; F21S 8/036; F21S
8/037; F21S 8/043; F21S 8/063; F21S
4/00; F21S 4/003; F21V 21/02; F21V
15/02; F21V 29/00; F21V 29/506; F21W
2131/20; F21W 2131/40
See application file for complete search history.

(56) **References Cited**

U.S. PATENT DOCUMENTS

D326,734 S *	6/1992	Rizzi	D26/112
D469,563 S *	1/2003	Irvine	D26/108

Primary Examiner — Wan Laymon
Assistant Examiner — Clint A Samuel
 (74) *Attorney, Agent, or Firm* — Scully, Scott, Murphy & Presser, P.C.

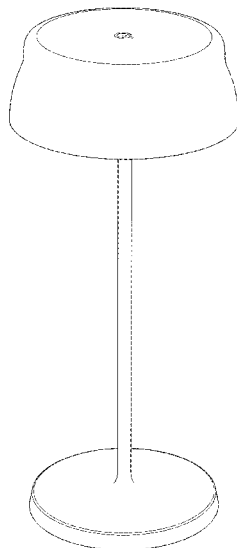
(57) **CLAIM**

The ornamental design for a lamp, as shown and described.

DESCRIPTION

FIG. 1 is a perspective view taken from above of a lamp showing my new design;
 FIG. 2 is a front view thereof;
 FIG. 3 is a rear view thereof;
 FIG. 4 is a left side view thereof;
 FIG. 5 is a top view thereof;
 FIG. 6 is a bottom view thereof;
 FIG. 7 is a perspective view taken from below; and,
 FIG. 8 is a right side view thereof.

1 Claim, 7 Drawing Sheets



(56)

References Cited

U.S. PATENT DOCUMENTS

D810,350	S *	2/2018	Sempe	D26/104
D810,352	S *	2/2018	Bibby	D26/107
D819,869	S *	6/2018	Tosetto	D26/88
D825,094	S *	8/2018	Hendifar	D26/106
D828,609	S *	9/2018	Barber	D26/110
D831,878	S *	10/2018	Reybier	D26/93
D844,887	S *	4/2019	Ng	D26/106
D851,323	S *	6/2019	Barber	D26/93
2012/0140495	A1 *	6/2012	Zhang	F21S 6/002 362/431
2019/0078757	A1 *	3/2019	Poppenheimer	F21V 21/10

* cited by examiner

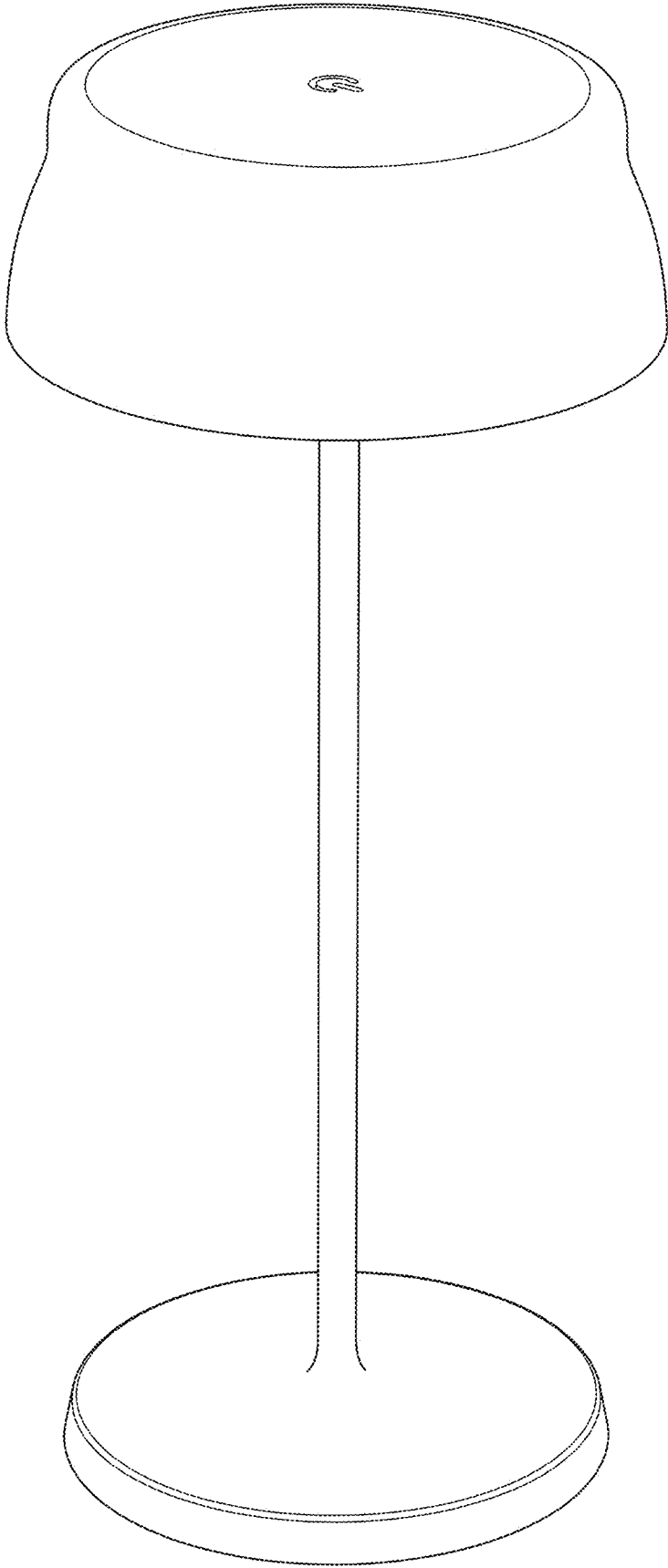


Fig. 1




Fig. 2

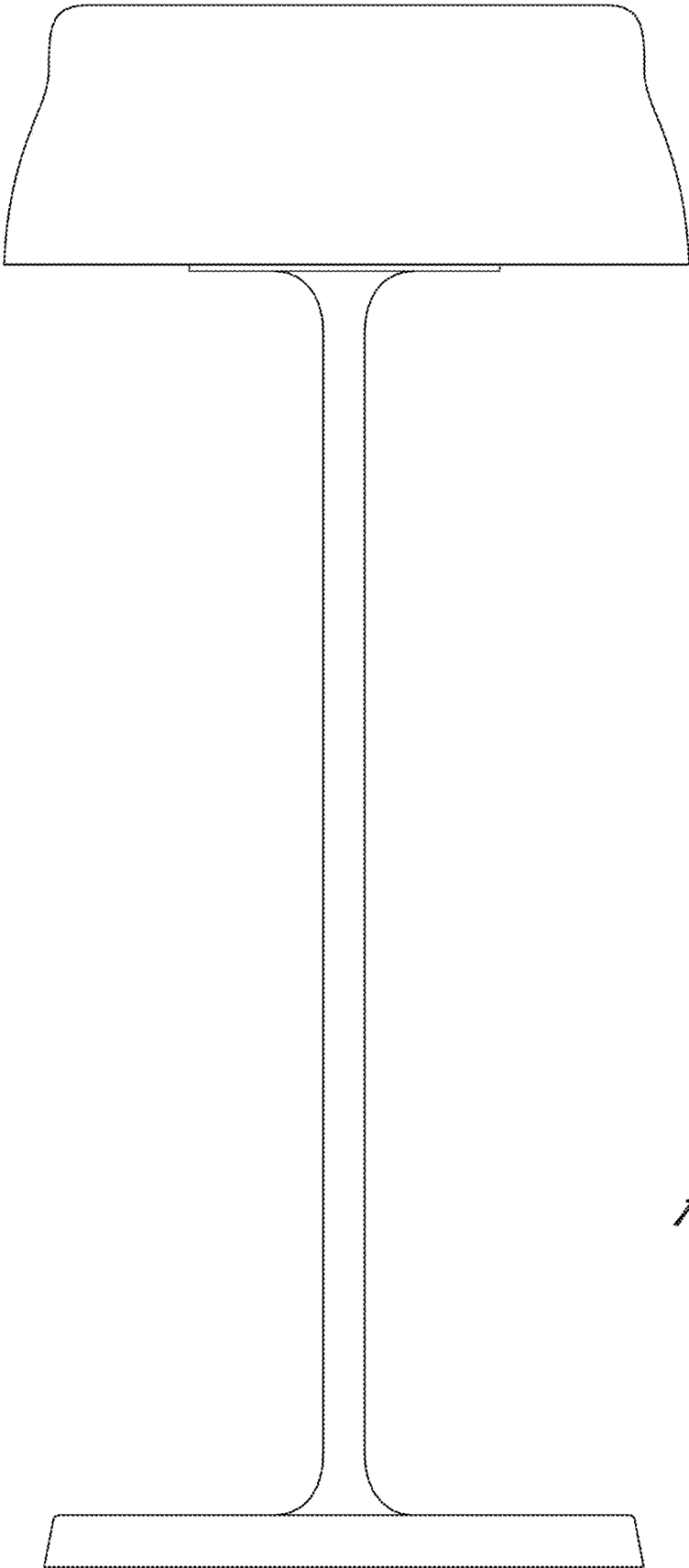


Fig. 3

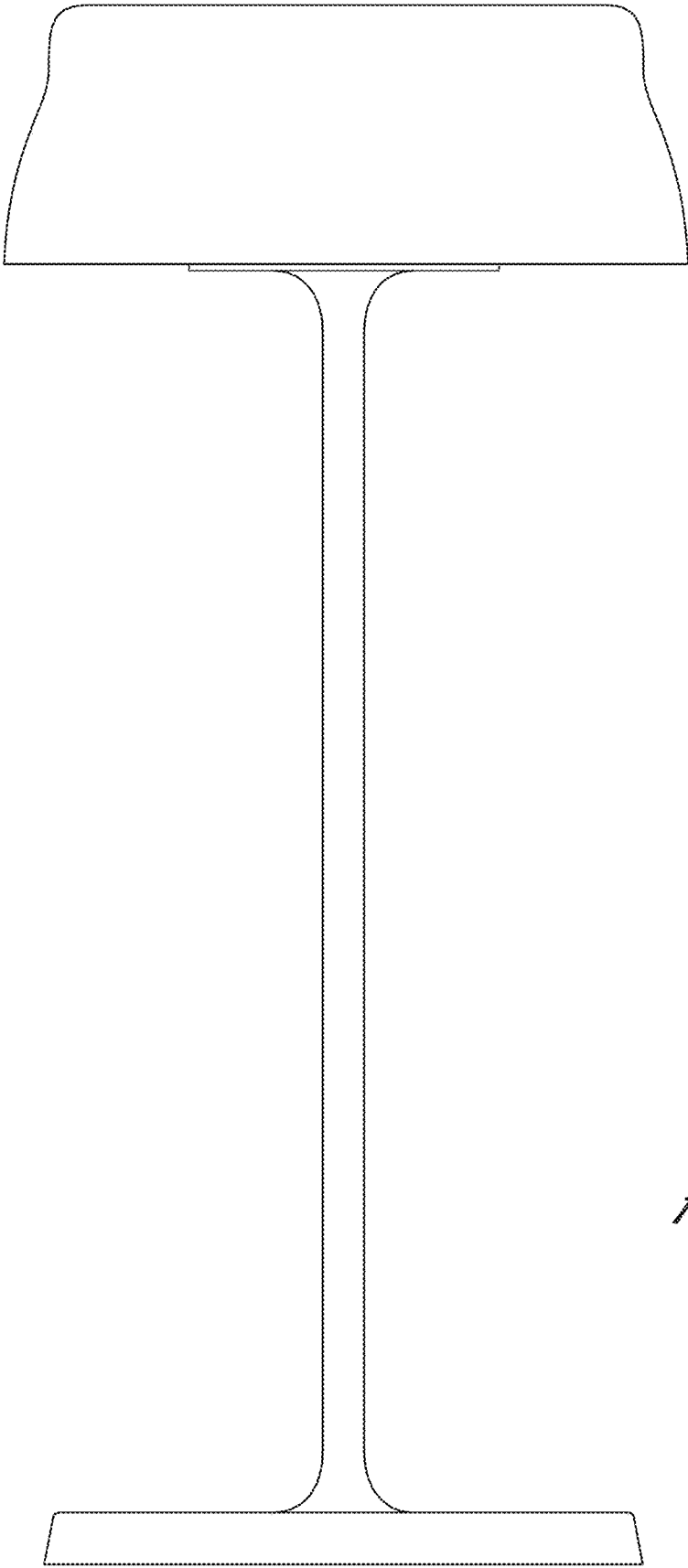


Fig. 4

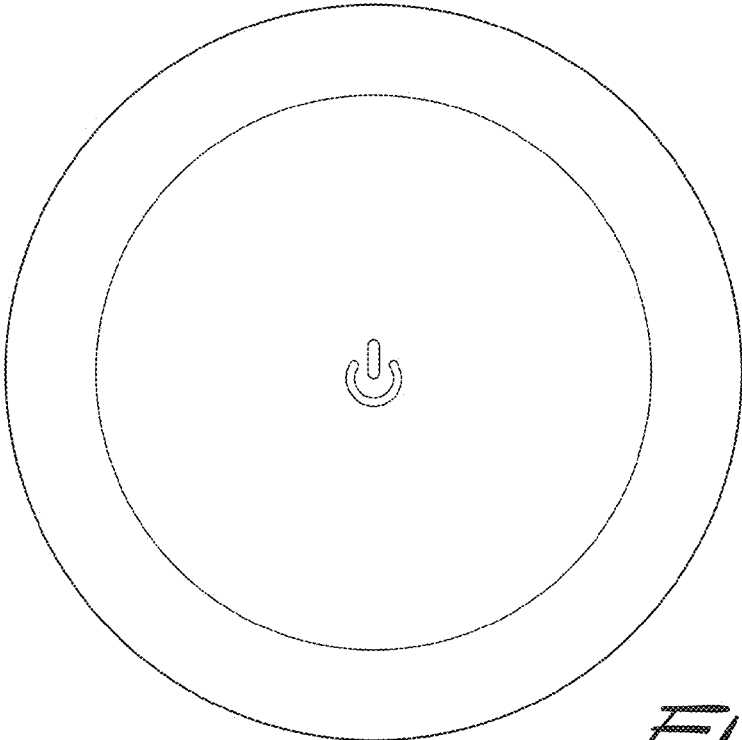


Fig. 5

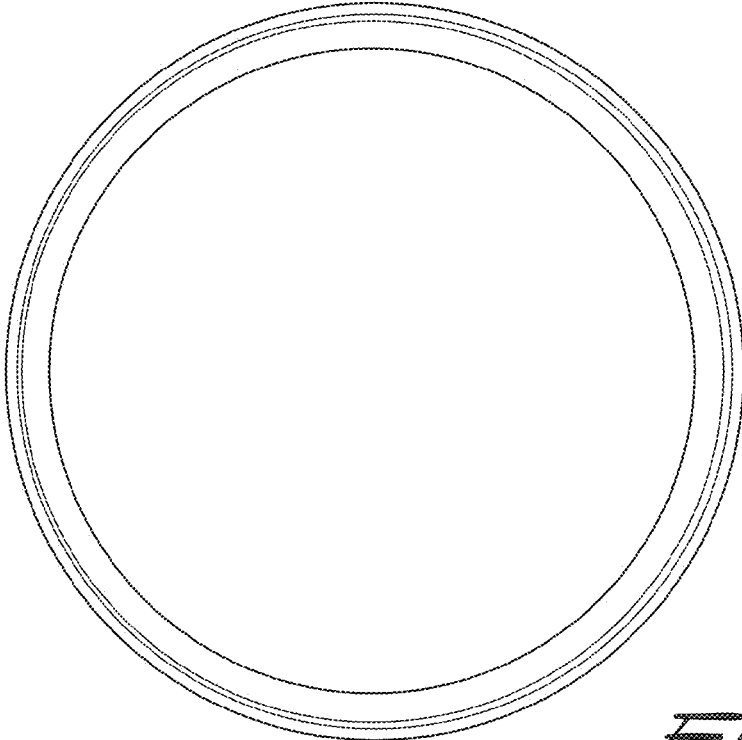


Fig. 6

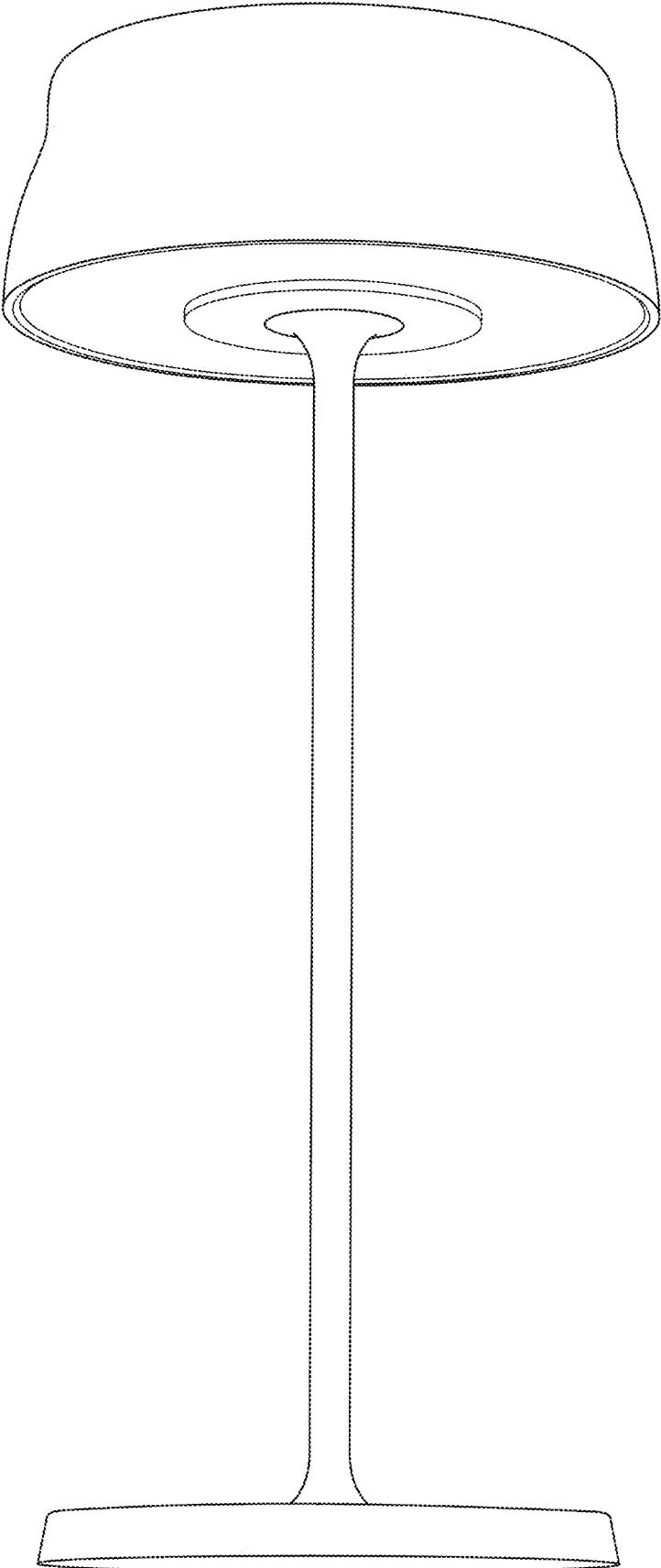


Fig. 7




Fig. 8