



US00D743535S

(12) **United States Design Patent**
Wells et al.

(10) **Patent No.:** **US D743,535 S**

(45) **Date of Patent:** **** Nov. 17, 2015**

(54) **HEADGEAR FOR PATIENT INTERFACE**

FOREIGN PATENT DOCUMENTS

(71) Applicant: **ResMed Limited**, Bella Vista, New South Wales (AU)

EP 1356841 10/2003
EP 2022528 2/2009

(Continued)

(72) Inventors: **Alicia Kristianne Wells**, Narrabeen (AU); **Kirrily Michele Haskard**, Annandale (AU); **Anthony Paul Barbara**, Smithfield (AU)

OTHER PUBLICATIONS

Wells et al., Parent U.S. Appl. No. 29/461,681, filed Jul. 26, 2013.

(73) Assignee: **ResMed Limited**, Bella Vista (AU)

Primary Examiner — Wan Laymon

Assistant Examiner — Mark Booker

(**) Term: **14 Years**

(74) *Attorney, Agent, or Firm* — Nixon & Vanderhye P.C.

(21) Appl. No.: **29/469,231**

(57) **CLAIM**

The ornamental design for a headgear for patient interface, as shown and described.

(22) Filed: **Oct. 8, 2013**

Related U.S. Application Data

DESCRIPTION

(63) Continuation-in-part of application No. 29/461,681, filed on Jul. 26, 2013, now abandoned.

(51) **LOC (10) Cl.** **29-02**

(52) **U.S. Cl.**

USPC **D24/110**

(58) **Field of Classification Search**

USPC D24/110, 110.1–110.5; 128/202.27, 128/204.21, 205.25, 205.27, 128/206.11–206.13, 206.18, 206.21, 128/206.24, 206.27, 206.28, 207.11, 128/207.12, 207.13, 207.17, 207.18; 2/171, 2/181, 4, 255

See application file for complete search history.

FIG. 1 is a perspective view of a headgear for patient interface showing an embodiment according to our new ornamental design;

FIG. 2 is an enlarged perspective view thereof in isolation;

FIG. 3 is a front view thereof;

FIG. 4 is a rear view thereof;

FIG. 5 is a top view thereof;

FIG. 6 is a bottom view thereof;

FIG. 7 is a right side view thereof;

FIG. 8 is a left side view thereof;

FIG. 9 is a perspective view of a headgear for patient interface showing an embodiment according to our new ornamental design;

FIG. 10 is an enlarged perspective view thereof in isolation;

FIG. 11 is a front view thereof;

FIG. 12 is a rear view thereof;

FIG. 13 is a top view thereof;

FIG. 14 is a bottom view thereof; and,

FIG. 15 is a right side view thereof.

The broken lines represent environment or structure and do not form a portion of the claimed design.

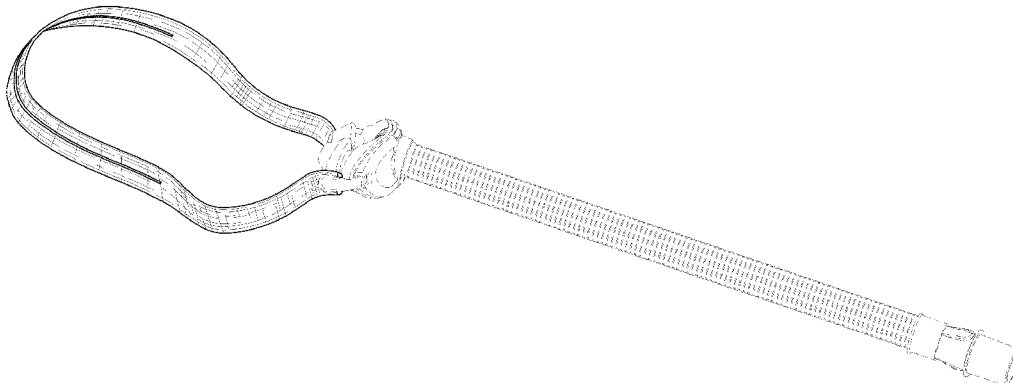
(56) **References Cited**

U.S. PATENT DOCUMENTS

4,782,832 A 11/1988 Trimble et al.
5,724,965 A 3/1998 Handke et al.
6,581,594 B1 6/2003 Drew et al.
6,805,117 B1* 10/2004 Ho et al. 128/201.22
6,823,869 B2 11/2004 Raje et al.

(Continued)

1 Claim, 12 Drawing Sheets



(56)

References Cited

U.S. PATENT DOCUMENTS

6,854,465 B2 2/2005 Bordewick et al.
 7,318,437 B2 1/2008 Gunaratnam et al.
 7,562,658 B2 7/2009 Madaus et al.
 D612,933 S * 3/2010 Prentice et al. D24/110.1
 D614,288 S * 4/2010 Judson et al. D24/110.1
 7,743,767 B2 6/2010 Ging et al.
 D626,646 S * 11/2010 Lubke et al. D24/110.1
 7,942,148 B2 * 5/2011 Davidson et al. 128/206.11
 D656,231 S * 3/2012 Henry et al. D24/110.1
 D661,796 S * 6/2012 Andrews et al. D24/110.1
 D664,250 S * 7/2012 Scheiner et al. D24/110.1
 D669,576 S * 10/2012 Smart et al. D24/110.1
 8,371,302 B2 * 2/2013 Ging et al. 128/206.24
 D677,789 S * 3/2013 Row et al. D24/129
 8,550,084 B2 10/2013 Ng et al.
 8,757,162 B2 * 6/2014 Veliss et al. 128/207.18
 D708,736 S * 7/2014 Judson et al. D24/110.5
 8,770,198 B2 * 7/2014 Yee et al. 128/207.18
 8,839,791 B2 * 9/2014 Allum et al. 128/207.13
 8,844,533 B2 * 9/2014 Allum et al. 128/207.13
 2006/0107958 A1 * 5/2006 Sleeper 128/206.11
 2008/0185007 A1 * 8/2008 Sleeper et al. 128/207.18
 2009/0044808 A1 2/2009 Guney et al.
 2009/0044810 A1 2/2009 Kwok et al.
 2009/0050156 A1 2/2009 Ng et al.
 2009/0078259 A1 3/2009 Kooij et al.
 2009/0107508 A1 4/2009 Brambilla et al.
 2009/0151729 A1 * 6/2009 Judson et al. 128/207.13
 2010/0000543 A1 1/2010 Berthon-Jones et al.
 2010/0215351 A1 * 8/2010 Forrester 392/481

2010/0319700 A1 12/2010 Ng et al.
 2011/0056497 A1 * 3/2011 Scheiner et al. 128/206.24
 2011/0072553 A1 * 3/2011 Ho 2/171.5
 2011/0265796 A1 * 11/2011 Amarasinghe et al. ... 128/206.28
 2012/0012114 A1 * 1/2012 Chandran et al. 128/206.28
 2012/0152254 A1 * 6/2012 Smith et al. 128/205.24
 2012/0227738 A1 * 9/2012 Virr et al. 128/204.21
 2012/0318270 A1 12/2012 McAuley et al.
 2012/0325205 A1 * 12/2012 Allum et al. 128/201.13
 2013/0074845 A1 3/2013 Smith et al.
 2013/0233318 A1 * 9/2013 Graham et al. 128/205.27
 2013/0239973 A1 * 9/2013 Scheiner et al. 128/206.24
 2013/0291870 A1 * 11/2013 Ging et al. 128/205.25
 2014/0026890 A1 * 1/2014 Haskard et al. 128/207.11
 2014/0102452 A1 * 4/2014 Forrester 128/204.18
 2014/0202466 A1 * 7/2014 Ho et al. 128/206.24
 2014/0326248 A1 * 11/2014 Haibach et al. 128/207.18

FOREIGN PATENT DOCUMENTS

NZ 553756 6/2007
 NZ 553822 6/2007
 NZ 553824 6/2007
 NZ 553825 6/2007
 NZ 562418 11/2007
 NZ 562419 11/2007
 WO WO 00/69521 11/2000
 WO WO 02/11804 2/2002
 WO WO 2005/010608 2/2008
 WO WO 2009/052560 4/2009
 WO WO 2011/121466 10/2011
 WO WO 2013/057647 4/2013

* cited by examiner

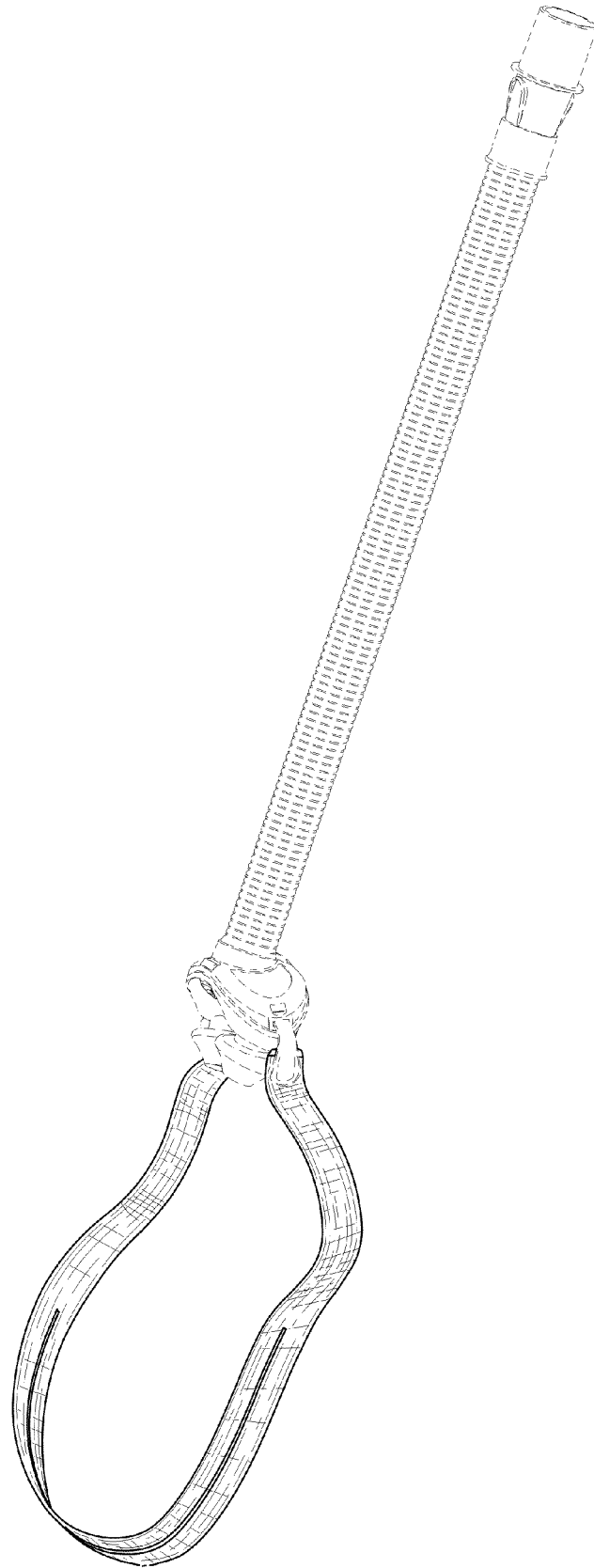


FIG. 1

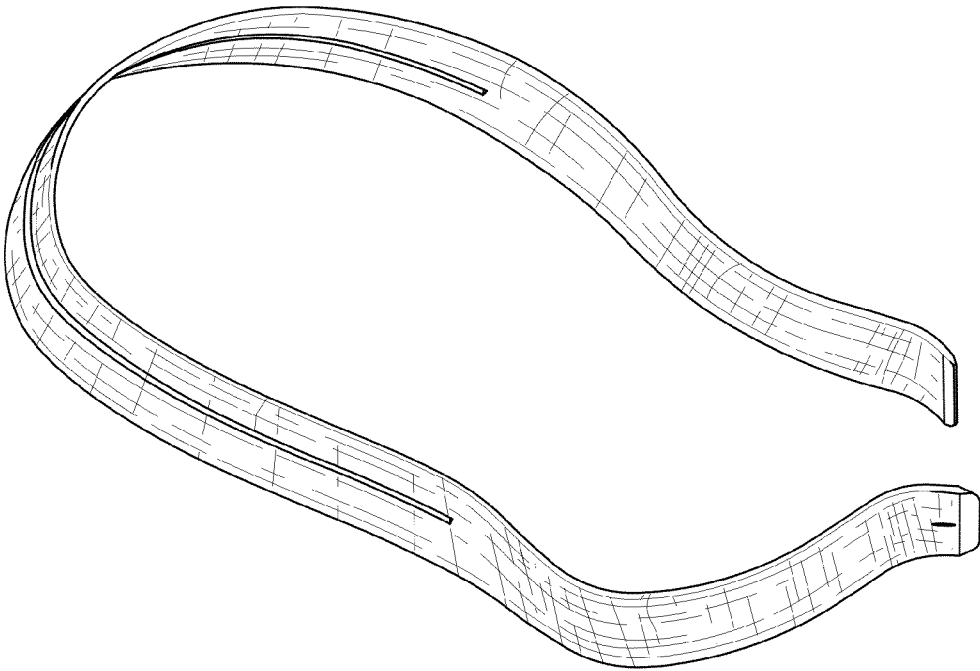


FIG. 2

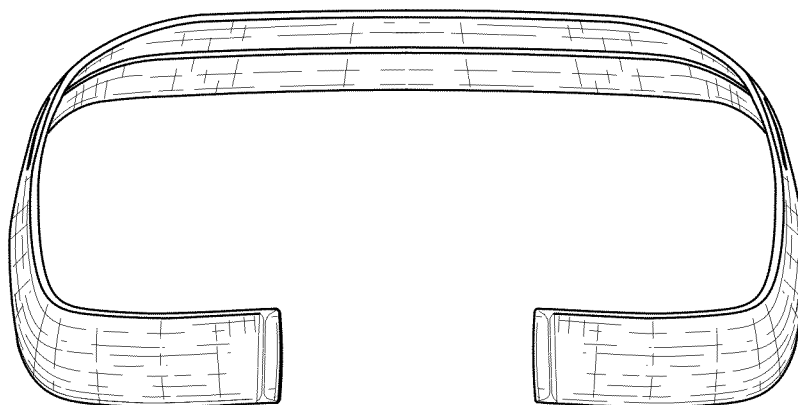


FIG. 3




FIG. 4




FIG. 5

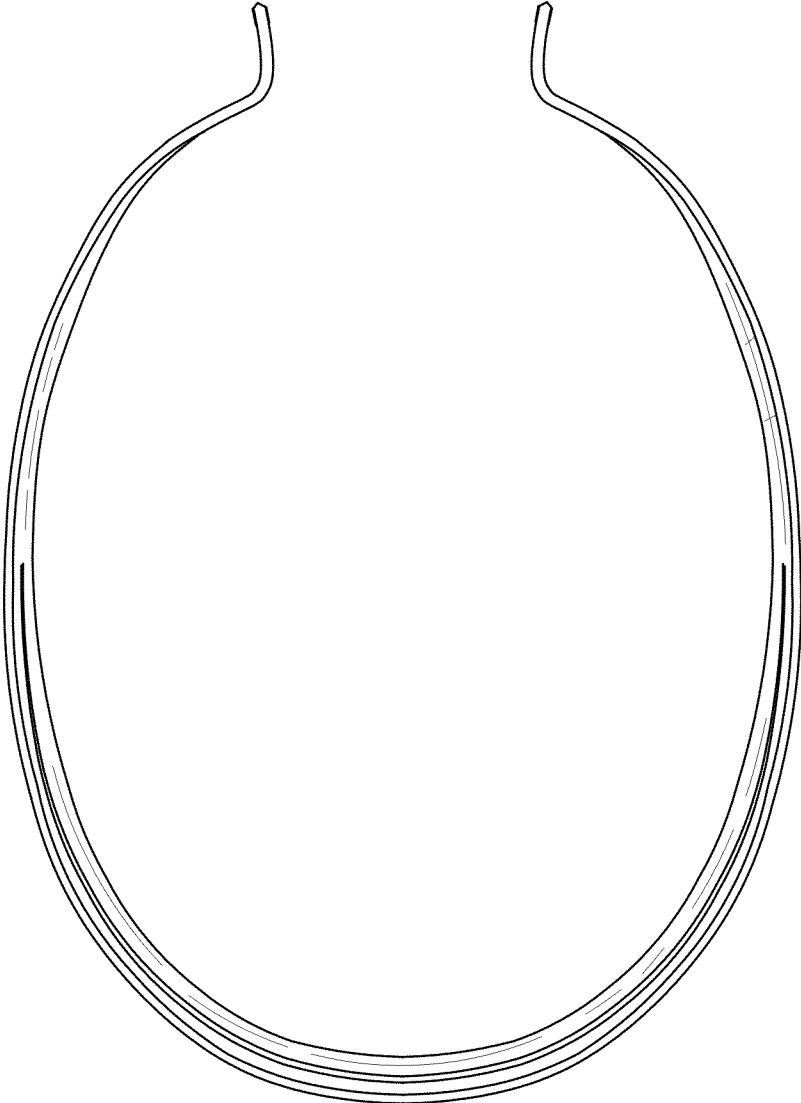


FIG. 6

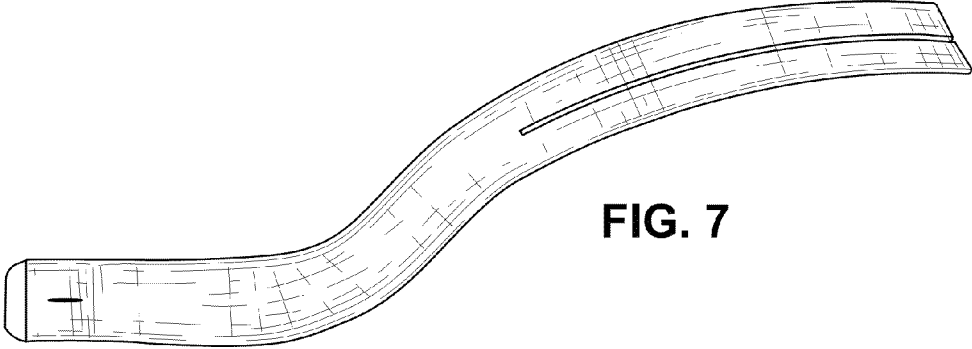


FIG. 7

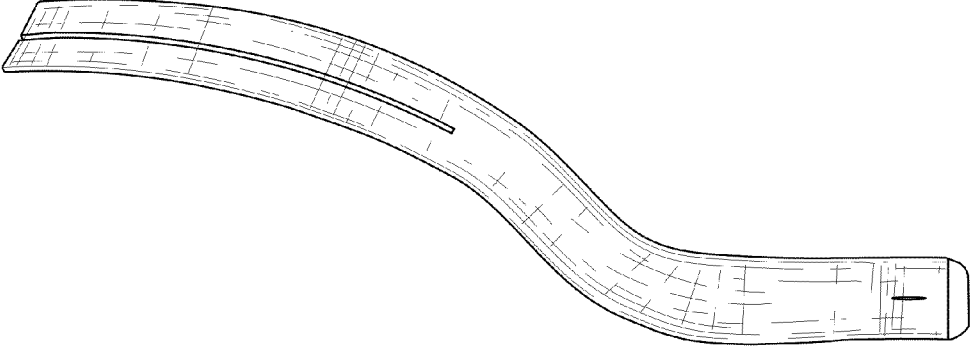


FIG. 8

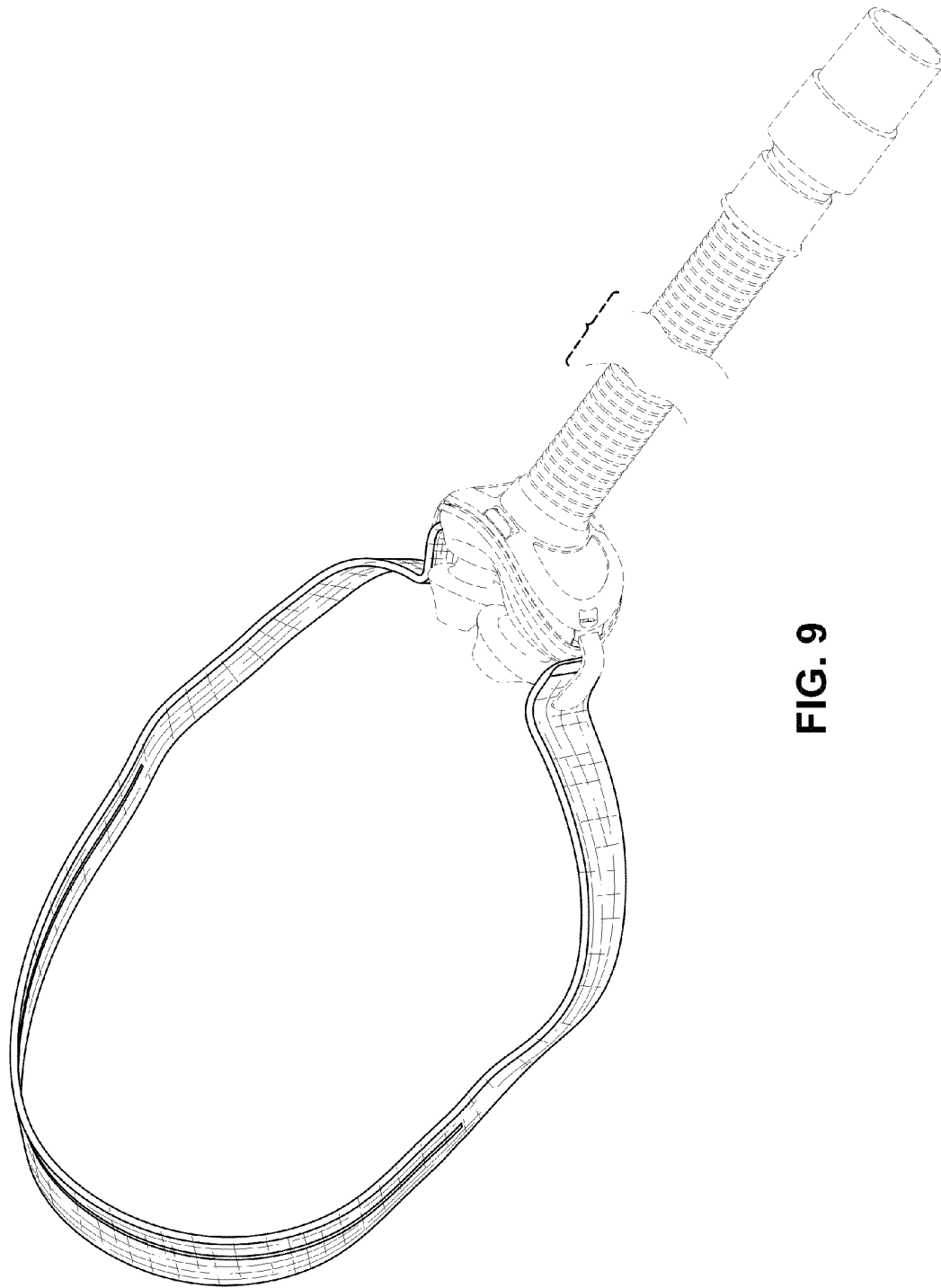


FIG. 9

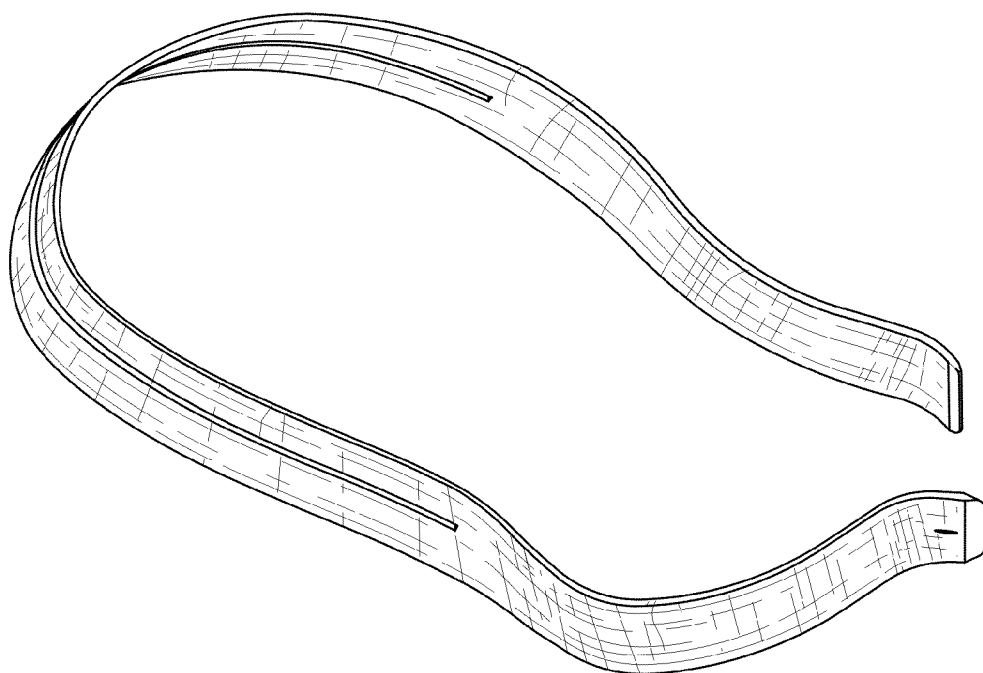


FIG. 10

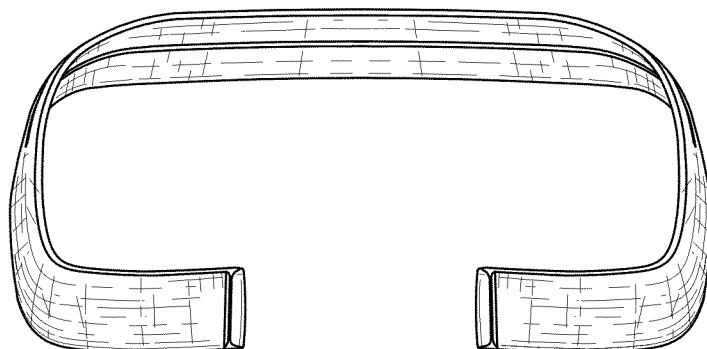


FIG. 11




FIG. 12

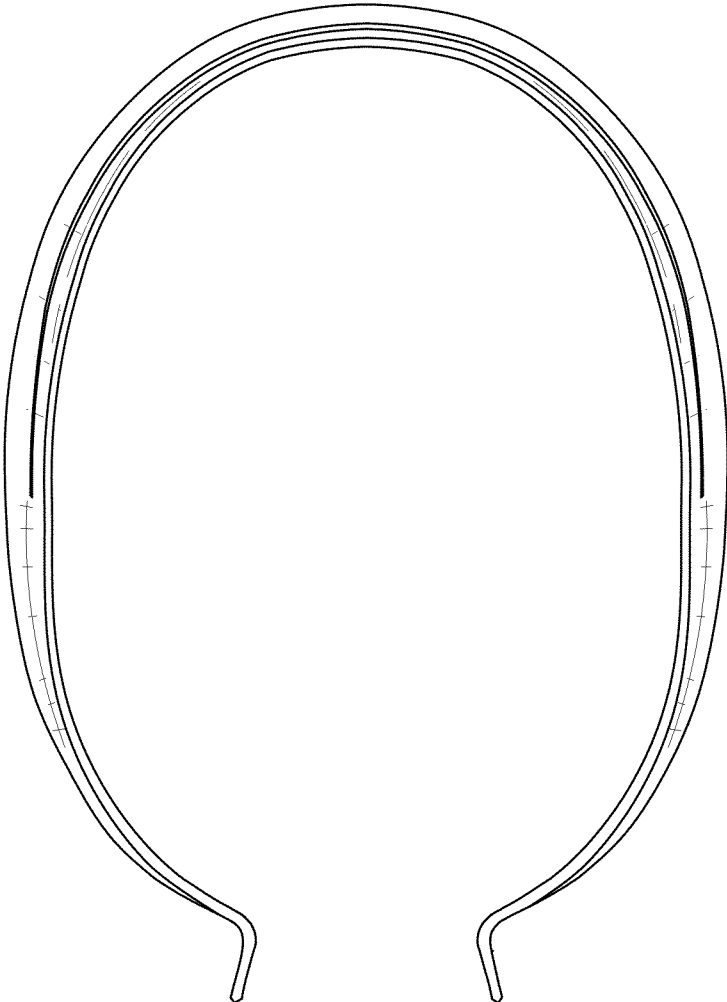


FIG. 13

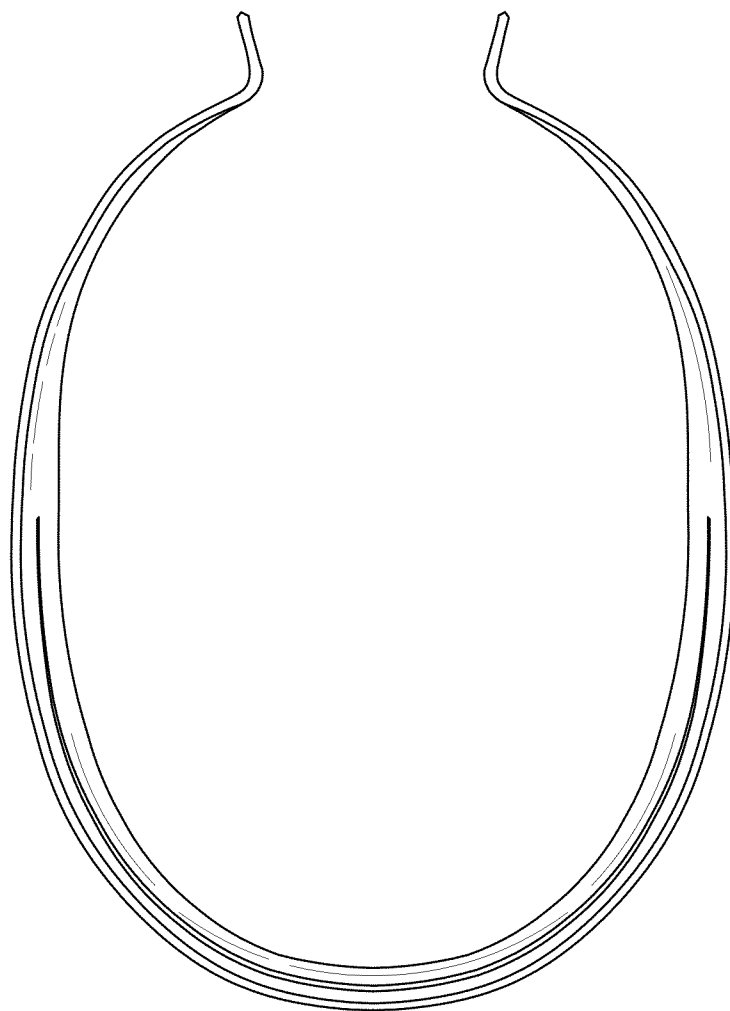


FIG. 14

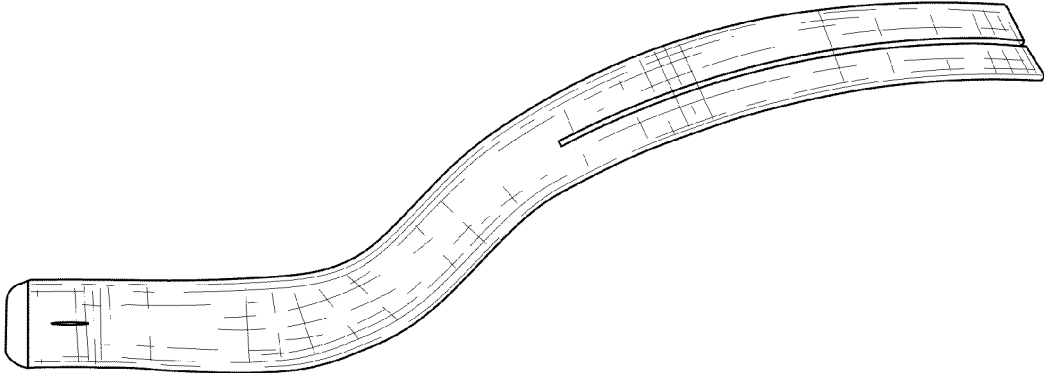


FIG. 15